

atv/utv

parts & accessories



2022

WARN AXON AND VRX POWERSPORTS WINCHES



**RE-ENGINEERED FROM THE GROUND UP, BACKED
BY DECADES OF EXPERIENCE AND RELIABILITY.**

CONSIDER THE BAR RESET.

The potent mixture of adrenaline, determination, and pride has been getting mankind into trouble for decades. WARN® has always been at the head of the class when it comes to bailing them out. Now, the all-new AXON™ and VRX™ have rewritten the rules for high-performance winches, with game changing technologies and the bomb-proof reliability only WARN can offer.

AXON AND VRX: THE NEW GENERATION OF PREMIUM POWERSPORTS WINCHES.

J&M is proud to offer these brands:





» MY J&M DEALER NUMBER is

» MY www.JMATV.com LOG-IN EMAIL ADDRESS is

» PRICES & AVAILABILITIES UPDATED DAILY @ WWW.JMATV.COM

» NOT YET REGISTERED?

Go to www.JMATV.com, click "Log-In" and then "Create An account" –

You can be checking stock, prices, and placing orders 24/7 in just a few minutes!

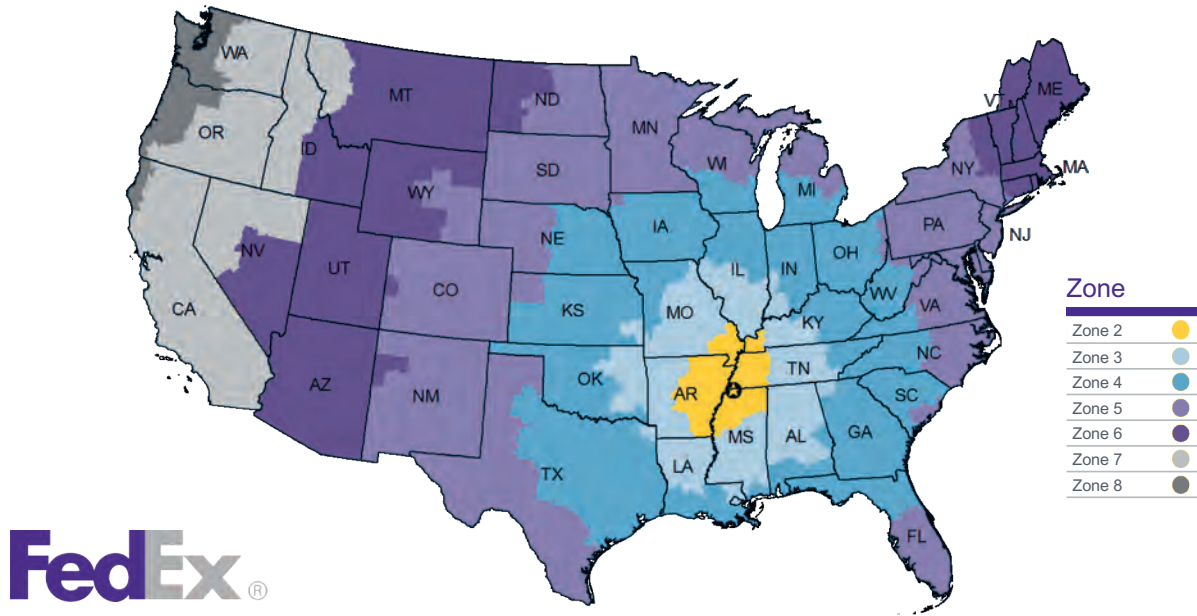
DO NOT HESITATE – Let us know if you need assistance creating an account. We are here to help!

Year Codes

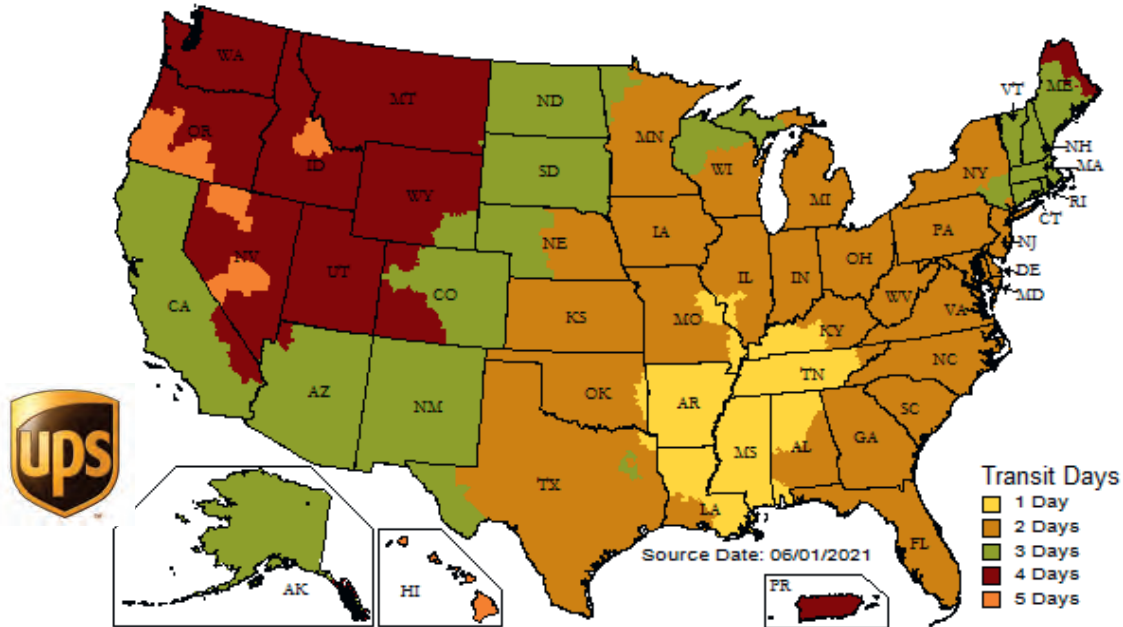
- Beginning with 1981, the year code can be found in the 10th digit of the V.I.N.
- It will not appear anywhere else on the vehicle.
- Some vehicles used year codes in 1979 and 1980.

DIGIT	YEAR	DIGIT	YEAR	DIGIT	YEAR	DIGIT	YEAR
Z	1979	L	1990	1	2001	C	2012
A	1980	M	1991	2	2002	D	2013
B	1981	N	1992	3	2003	E	2014
C	1982	P	1993	4	2004	F	2015
D	1983	R	1994	5	2005	G	2016
E	1984	S	1995	6	2006	H	2017
F	1985	T	1996	7	2007	J	2018
G	1986	V	1997	8	2008	K	2019
H	1987	W	1998	9	2009	L	2020
J	1988	X	1999	A	2010	M	2021
K	1989	Y	2000	B	2011	N	2022

FedEx Ground® Zone Map



UPS Ground Zone Map



» FOR EXPEDITED SERVICE, PLEASE CONTACT YOUR SALES REP

MY REP IS:

EMAIL:



WELCOME

This catalog is not just a listing of part numbers. It's an orderly, user-friendly compilation that reflects our over 30 years of experience in the Powersports Industry. Our goal is for this catalog to be your number one guide for all of your ATV and UTV service items and accessories. Be sure to check out our website, www.JMATV.com, for price updates and new product offerings. You can use your dealer PIN to check pricing and availability, research parts, or place orders 24/7. Our knowledgeable staff is available 5 days-a-week from 8:00AM-5:00PM CST to serve you by taking orders and answering any questions you may have.

**PLEASE NOTE:
ANY OEM NUMBERS FOUND IN THIS CATALOG ARE FOR REFERENCE ONLY.**

*We Appreciate the Opportunity to Supply Your
ATV & UTV Parts and Accessories Needs
Thank You for Your Support and Continued Business*



J&M ATV Supply Terms & Conditions

» SALES POLICY

J&M Supply is a wholesale distributor of ATV and UTV parts who sells to dealers in the Powersports Industries. We do not sell our products through retail channels.

» NEW DEALERS

J&M Supply sells only to dealers in the Powersport Industry who provide us with proof that they are a legitimate business establishment. Contact customer service for a dealer application. No buy-in or stocking order is required. A minimum of \$100 of quarterly sales is required to maintain active dealer status.

» ORDER & DELIVERY

Dealers can order product in three ways:

By calling one of our sales representatives at 1-800-367-9603 or 901-866-9000
Orders may be faxed to 901-377-3392
Through our on-line ordering system at www.jmatv.com

Please have your dealer number, part number, and quantity ready when you call.
In most cases orders placed by 4:00 PM CST ship the same day.

» ADD-ONS

We will make every attempt to process additional items to an order placed earlier in the day. This is one of the extra services we provide to our valued customers. This is done as a courtesy but cannot be guaranteed.

» DROP SHIPMENTS

We will try to accommodate your needs and ship directly to your customer when requested. Drop ship orders must be billed to an open account (see open accounts) or prepaid with a credit card. There is a small service charge added to all drop shipments. There may be additional charges for oversized/overweight items and products that contain hazardous materials. There may be an additional charge for oversize/overweight items and products that contain hazardous materials.

» BACKORDERS

We do not hold or ship backorders without customer authorization. A sales representative will notify you when the item is available. If you would like it to be shipped at that time, we will do so subject to normal ordering terms.

» CLAIMS

Title to merchandise passes to the customer when the order is accepted by the carrier.
Claims must be filed as follows:

Damaged Merchandise:

All claims for damaged must be filed with the carrier. If there is evidence of damage upon delivery, please have the carrier record this at the time of delivery.

Shortage:

If cartons are missing, you must file with the carrier, as they are responsible.
If items are missing within a carton and the carton is damaged (holes, etc.), file with the carrier.
If there is no external damage, please contact us. You must notify us within 5 days, and please have your dealer and invoice number.

» FREIGHT

J & M Supply has a tiered prepaid freight policy on qualified merchandise and reserves the right to choose the most economical method of shipping. Some products are not eligible for free freight due to weight and/or size, special handling requirements, or containing hazardous materials. Please contact your sales representative with any freight policy questions.

» RETURNS

All returns must have prior authorization and an RMA number. To obtain an RMA number please call your sales representative and provide him with the invoice number, part number, and the reason the merchandise is being returned.

1. Returns that are a result of our error, a credit or replacement will be issued plus reimbursement of any freight charges incurred.
2. Merchandise returns for ordering errors are subject to a 20% restocking fee and must be in original packaging and in new and saleable condition. No returns are allowed on items purchased over 6 months, special orders, closeouts, or discontinued items.
3. Defective items- see WARRANTIES.

The restocking fee may not be charged on a stock rotation order placed on the same business day of the return. Please contact a sales representative for details.

» WARRANTIES

J & M will warranty our house brand of Wide Open products. Other brands distributed by J & M may carry a manufacturer's warranty. Customers are responsible for adhering to each specific manufacturer's warranty policy. Customers are responsible for any necessary freight charges to return warranty products to the manufacturer. J & M is not responsible for labor fees accrued from warranting a part. Items improperly installed, damaged, or misused are not warrantable.

» OPEN ACCOUNTS

An open account may be established for dealers who complete a credit application and provide evidence of financial responsibility. Terms are Net 10. Accounts not settled by the 10th are considered delinquent and will accrue finance charges. Accounts that are delinquent over 60 days will be placed on credit card terms. Any returned checks are subject to a service charge and the account will be placed on certified funds, or credit card.

» TERMS

U.S.: All orders are shipped credit card unless approved for an open account by J&M Supply. We accept Visa, MasterCard, Discover, and American Express.
International: All orders must be prepaid in U.S. funds.

» SPECIAL ORDERS & DROP SHIPMENTS

Special orders and items shipped directly from the manufacturer are subject to pre-payment. All special orders are final and not eligible for return. Special orders and drop ships may not qualify for prepaid freight and may include additional handling charges. Please contact your sales representative for more information.

» CATALOGS

Possession of this catalog does not guarantee nor constitute the right to purchase. New businesses who meet our dealer requirements will receive a catalog. Current dealers are allowed two (2) hard copy catalogs per location. Additional catalogs are available online.

» PRICING

Dealer costs are published online. All prices are subject to change without notice. We update our prices daily on our website.

» DISCLAIMER

J & M makes every reasonable effort to ensure the accuracy of technical diagrams and/or schematics provided in this catalog; however, cannot guarantee the accuracy or completeness of technical diagrams and/or schematics provided. These references are provided as a general guide only. J & M assumes no liability for errors in part numbers, pricing, listings, model applications, or specifications. We reserve the right to change product quality, descriptions, specifications, prices and applications at any time without notice and with no further obligation.

J & M is also not responsible for parts that customers have us look up. Customers are responsible for return freight costs on said parts. All returns are subject to a 20% restock fee. Questions or concerns may be directed to sales@jmatv.com or 1-800-367-9603.

CALIFORNIA PROPOSITION 65

Products in this catalog may contain chemicals that are known to the State of California to cause reproductive harm, birth defects, and/or cancer. Also, some of them smell bad.



A

A-Arm Rebuild Kits	542-556
Arched A-Arms	892
Air Cutoff Rebuild Kits.....	132-150

Air Filters

Breather Filters	115
Bulk Filter Foam.....	115
Dirt Bike.....	105-114
Filter Cleaners, Oils	749-750
Sock Filters	115
Uni-Filters	102-114
Universal Filters	115

Air Vent	115
Angle Sensor, Honda	291
Antifreeze & Racing Coolant	750
Arched A-Arms	892

Axles

6 Ball.....	663-677
8 Ball.....	678-688
Axle Nuts	689
Cano Heavy Duty	644-662
CV Axles	644-688
Heavy Duty Straight Rear Axles	689
Solid Rear by Wide Open	689
Wide Open	644-662
Axle Bearings	459-538
Axle Carriers/Bearing Carriers	457

B

Ball Joints	586-599
-------------------	---------

Batteries

Accessories	220, 228-230
Batteries	222-225
Battery Chargers.....	228-230
Battery Cross Reference Guide	220-221
Battery Isolator.....	220
Jumper Boxes.....	228-230
Motobatt Batteries.....	222-225
Motobatt Cross Reference Guide	226-227
Power Max Batteries.....	222-225
Voltz Batteries	222-225

Bearings & Seals

Arctic Cat	459-462
Bearing Carriers.....	457
Can-Am	462-465
Center Support Bearings.....	453
CF Moto	466
High Performance.....	539
Honda.....	467-481
John Deer	482
Kawasaki.....	482-490
Kubota.....	491
Kymco	491
Odes.....	492
Polaris.....	492-510

Suzuki	511-517
Yamaha	518-538
Differentials & Wheel	459-538
Main Bearing & Seal Kit	440-442
Plain Crankshaft.....	443-445
Plain Rod Bearings	447-448
Polaris Front Sprague Bearing.....	541
Polaris Center Support Bearing	453
Polaris Strut Bearing Kits	492-510
Sprague Bearing, Polaris	541
Steering Stem	433-435
Strut Bearing Kits.....	492-510
Sway Bar Linkage Bushing Kit	557
Swing Arm Bearings.....	454-456
Transaxle & Seal Kits	539-540
Transmission Bearing Kits	449-451

Belts

Dayco	708-718
Gates.....	708-718
Gates Belt Cross Reference	719
Ultimax	708-718
Boot Clamps.....	706-707
Boots for Swingarm & Driveshaft	621
Boot Kits.....	691-707
Bottom End Kits, Complete	348-352

Brakes

Cables	720-728
Calipers Front & Rear.....	79-82
Caliper Repair Kit	83-89
Covers & Backing Plate	78
Cross References	76
Disc Brake Kits.....	78
Master Cylinders Complete.....	90
Master Cylinder Rebuild Kits	91-99
Pad & Shoes	61-75
Piston Caliper Rebuild Kits	83-84
Rear Drums & Kits.....	78
Springs	78
Wheel Cylinders Complete.....	100
Wheel Cylinder Rebuild Kits.....	101
Brake Cleaner & Fluids.....	747-750
Brake Cross Reference Guide	76
Bumpers, UTV	867-872

C

Cab Heaters	881-882
-------------------	---------

Cables

Adjuster.....	731
Brakes	720-728
Choke.....	720-728
Clutch.....	720-728
Jumper Boxes	228-230
Throttle.....	720-728
Calipers, Brake	79-89
Cam Chains.....	376-378
Cam Chain Tensioner & Guide	379

INDEX

WIDE OPEN PARTS

TIRES & WHEELS

BRAKES

AIR, OIL & FUEL

BATTERY & ELECTRICAL

ENGINE

BEARINGS

BUSHINGS

DRIVELINE

AXLES

BELTS

CONTROLS

TOOLS & CHEMICALS

EXHAUST

ACCESSORIES





- INDEX
- WIDE OPEN PARTS
- TIRES & WHEELS
- BRAKES
- AIR, OIL & FUEL
- BATTERY & ELECTRICAL
- ENGINE
- BEARINGS
- BUSHINGS
- DRIVELINE
- AXLES
- BELTS
- CONTROLS
- TOOLS & CHEMICALS
- EXHAUST
- ACCESSORIES

Camshafts

- Camshafts by Hot Cams..... 367-375
- Camshaft Position Sensor.....287
- Cam Sprockets & Crank Sprockets378
- Tensioners & Guides379
- Cano Heavy Duty Axles 645-662

Carburetors

- Cleaner 747
- Complete 127-128
- Float Bowl Screws155
- Intake Manifolds158
- Jet Kits 156-157

Carburetor Rebuild Kits

- All Balls..... 130-150
- Dirt Bike Rebuild Kits..... 130-155
- Shindy 151-155
- Wide Open 129-131

- CDI Boxes..... 259-274, 277-278
- Center Support Bearings.....453

Chain

- Cam Chains..... 376-378
- Cam Chain Tensioner & Guide.....379
- Chain Adjuster.....643
- Chain Rollers643
- Chain Tensioner643
- Lube751
- Master & Half Links643
- Oil Pump309
- Sprockets & Chain..... 637-643
- Tensioner643
- Tools.....643
- Transmission Reverse 380-381

Chemicals

- Amerseal..... 752
- Blue Magic..... 749
- Fast Orange..... 753
- Hondabond..... 749
- J-B Weld 748
- Klotz..... 123-124, 745-746, 749-752
- Kreem Fuel Tank Liner 747
- Lava Soap 753
- Liquid Performance.....749, 750, 751, 752
- Lubricants 123-125, 744-746
- Lucas DOT-4 Brake Fluid 747
- Master 747, 748
- PB Blaster 747
- Permatex 748, 753
- Professional Foam Cannon 749
- Sea Foam..... 751
- UNI Filter Oil/Cleaner..... 750
- Yamabond 749

- Chinese Parts Guide CALL
- Choke Cables 720-728
- Choke Levers.....159
- Choke Sets & Levers 160-162
- Clarke Fuel Tanks 211-212

- Cleaner & Polish..... 749-753

Clutch

- Cables 720-728
- Centrifugal Clutch Shoes.....573
- Clutch Cover Gasket..... 405-409
- Discs, Shoes & Springs 569-571
- One-Way Clutch Bearing573
- Performance Clutch Kits..... 579-583
- Pullers & Tools 737-742
- Rebuild Kits 574-578
- Starter Clutches..... 240,584

Clutch Kits

- Emgo Rebuild Kits572
- EPI Kits..... 579-583
- EPI Rebuild Kits 574-578

- Clymer Repair Manuals Call
- Coils, Ignition292, 294-296
- Condensers & Points.....292
- Connecting Rods Kits..... 338-340
- Coolant & Antifreeze.....750
- Cooling Fans..... 297-308
- Counter Balancer Kits.....446

Crankshafts

- Crankshafts 324-337, 343-352
- Bearings Kits 437-446
- Connecting Rods 338-339
- Connecting Rod Bolt Kits.....340
- Hot Rods 343-347
- Plain Crankshaft Bearings..... 443-445

- Crank Position Sensor.....287
- Cup Holder890

CV Axles

- Shafts..... 644-688
- Cano HD 644-662
- 6 Ball 663-677
- 8 Ball 678-688
- Wide Open 644-662

CV Boots

- Boot Kits 691-705
- Banding & Fast Boot Tool 707
- Clamps & Grease Packs 707
- EZ Boot.....706
- Installation Tool 706
- Norrec Fast Boot 706
- Quick Shot 707
- Cylinder Jugs..... 353-366
- Cylinder Sleeves 382-384
- Cylinder Works Complete Cylinders..... 353-366

D

- Dash Mount Switches 765, 785, 866
- Dayco Belts 708-718
- Differential Bearing & Seal Kits..... 459-538
- Differentials, Rear457





Dirt Bikes

- Air Filters 105-114
- Carburetor Rebuild Kits 130-155
- Disc Brake Kits, Honda 78

Displays

- Batteries 224
- Belts 708
- Fuel Fragrances 126, 743
- Winches 769
- Drive Belts 708-719
- Drive Shaft Support Bearing 453
- Drive Shaft & Swingarm Boots 621
- Drive Shaft Parts & Knuckles 457
- Drink Cup Holder 890
- Drive Shafts & Yokes 621

Dynojet Jet

- Accessories 831-832
- Jet Kits 156-157
- Power Commander 833-835
- Power Vision 3 831-832

E

Electric Ignition & More

- CDI Boxes 259-278
- Ignition Coils 292-296
- Points & Condensers 292
- Primary Ignition & Lighting Coils 293
- Regulators 259-280
- Stators 259-280
- Switches, Ignition 253-257
- Trigger Coil 282-284

Electric Starters & Parts

- Flywheels 281
- Starter Brushes & Brush Plates 242-246
- Starter Clutches 240-241
- Starter Clutch Bearing 240-241
- Starter Motors 231-239
- Starter Solenoids 247-252
- Engine Oils & Lubricants 123-125, 744-746
- Engine Rebuild Kits 324-337
- EPI Clutches 574-583

Exhaust

- Accessories 760
- Dyno Jet Power Commander 833-835
- Dyno Jet Power Vision 3 831-832
- Kimpex Muffler 754-755
- Gaskets 401-409
- HMFX Exhaust 756-760
- Universal Muffle 755

F

- Fans 297-308
- Fan Sensors 288
- Filter Cleaner, Air & Oil 747-750
- Flanges 211-212

- Float Bowl Screws 155
- Flywheels 281
- Flywheel Pullers 734-736
- Flywheel Puller Universal 736
- Foam Cannon 749
- Front Driveshaft & Yokes 621
- Front Sprague Bearing 541

Fuel

- Additives 126, 743, 751-752
- Caps 211-212
- Cap Vent Hose 209
- Ethanol Equalizer 751
- Filters In-Line 210
- Flanges 211-212
- Fragrances 126, 743
- Lines 210
- Petcocks 213-214
- Petcock Repair Kits 215-219
- Sealer Tank 747
- Tanks 211-212
- Fuel Fragrances 126, 743

Fuel Pumps

- All Balls 163-168
- Nut & Gasket 165
- Quantum 169-209
- Relays 289
- Fuel Star Petcocks 214

G

Gas

- Additives 126, 743, 751-752
- Caps 211-212
- Filters 210
- Lines 210
- Sealer 747
- Tanks 211-212
- Gasket Maker 748

Gasket Sets

- Clutch Inner/Outer 401-409
- Complete 401-409
- Exhaust 401-409
- Ignition Cover 401-409
- Polaris Clutch Cover 405-407
- Right Side Cover 401-409
- Top End 401-409
- Valve Cover 401-409
- Gates Belts 708-719
- Gear Change Lever 733
- Grips, Hand 889
- Goggles 890

H

- Hand Cleaner 753
- Handgrips 889
- Handguards 889

INDEX

WIDE OPEN PARTS

TIRES & WHEELS

BRAKES

AIR, OIL & FUEL

BATTERY & ELECTRICAL

ENGINE

BEARINGS

BUSHINGS

DRIVELINE

AXLES

BELTS

CONTROLS

TOOLS & CHEMICALS

EXHAUST

ACCESSORIES





- INDEX
- WIDE OPEN PARTS
- TIRES & WHEELS
- BRAKES
- AIR, OIL & FUEL
- BATTERY & ELECTRICAL
- ENGINE
- BEARINGS
- BUSHINGS
- DRIVELINE
- AXLES
- BELTS
- CONTROLS
- TOOLS & CHEMICALS
- EXHAUST
- ACCESSORIES

Handlebars.....889
 Handlebar Switches.....258
 Handlebar Grip Heater.....881
 Hand Shifters732
 Hand Brake Cable720-728
 Heated Grips881
 Heated Steering Wheel Cover.....881
 Heater, UTV.....881-882
 Heel-Toe Shifter732
 HiFlo Oil Filters116-122

Highlifter

Disc Brake Kits.....78
 Lift Kits842-855
 Lift Springs.....836-841
 Radiator Relocation Kits856-857
 Snorkel Kits.....858-861
 Hitches & Receivers.....873-879
 HMF Exhaust Pipes & Accessories756-760
 Hot Cams Camshafts.....367-375

Hot Rods

Complete Bottom End Kits348-352
 Connecting Rods338-342
 Crankshafts.....343-352
 Counter Balancer Kits446
 Main Bearing & Seal Kits440-442
 Output shaft Kits.....452
 Plain Crankshaft Bearings.....443-445
 Plain Rod Bearings341-342, 447-448
 Transmission Bearing Kits450-451
 Water Pump Kits318-323
 Hubs Wheel.....690, 894

I

Ignition Coils

OEM Replacement294-296
 Primary Ignition & lighting Coils293
 Universal Ignition Coils292
 Ignition Switches253-257
 Intake Manifolds158
 IRS Kits542-556

ITP

Caps, Lugs & Valve Stems.....48
 Tires17-27
 Tire & Wheels Applications41-46
 Wheels.....29-46

J

Jet kits, Dynojet.....156-157
 Jumper Cables / Boxes228-230

K

Key Switches.....253-257

KFI

Hitches & Receivers.....873-879
 Multi-Mount.....870

Plow Accessories813-818
 Polaris Plug-N-Play Winches762
 Plow Mounts & Tubes.....799-812
 Plow Systems797-798
 Tiger Tail Tow System768
 Winch Accessories.....765-769
 Winch Mounts.....770-782
 Winches.....761-764
 Kill Switches257
 Klotz Lubricants123-124, 745-746, 749-752
 Knuckles.....457
 Kreem Tank Sealer.....747

L

LA Sleeve.....382-384

LED Light Bars

Curved.....865
 Flush Mount865
 Spotlight865
 Straight Slim Line.....862
 Straight Dual Row863-864
 Switches866
 Universal Wiring Harness862

Levers

Cable Adjusters.....731
 Complete Master Cylinder Assembly.....731
 Gear Change733
 Hand Shifter.....732
 Heel-Toe Shifter732
 Levers & Brackets729-732
 Universal Levers731
 Lift Kits842-855
 Lift Springs.....836-841
 Light Switches258
 Liquid Performance749, 750, 751, 752
 Loading Ramps.....891
 Lubricants123-125, 744-746
 Lug Nuts48-60

M

Main Bearing & Seal Kits.....440-442

Master Cylinder Complete

Arctic Cat90
 Polaris.....90
 Universal.....90
 Master Cylinder Rebuild Kits.....91-99

Master Products

Brake Cleaner747
 Carb & Choke Cleaner.....747
 Starting Fluids748

Mirrors

Mounting Bracket880
 Wide Open880

Motobatt

Batteries220-225
 Cross Reference.....226-227





Mud Flap RivetsMFC50
 Mudder Clutch 579-583
 Multi-Mount, KFI.....870
Muffler
 Exsound by Kimpex..... 754-755
 Universal..... 755

N

NGK

 Cross Reference 423
 Resistor Covers 432
 Spark Plugs 423-432
 Wire Assembly & Plug Cap 432
 Noco Battery Chargers 228-230
 Norrec Fast-Boots 706
 Neutral Switches..... 286,288

O

Oils 123-125, 744-746
 Oil Filters 116-122
 Oil Seal Kits..... 410-413
 Oil Pumps & Chain 309
 One Way Clutch Bearing 573
 Output Shaft Kits 452
 Oxygen Sensors 287

P

Permatex Products

 Gasket Maker 748
 Silicone 748
 Thread locker Gel..... 748
 Petcocks 213-214
 Petcock Repair Kits..... 215-219

Pistons

 Piston Kits & Rings 385-400
 Rod Kits 338-339
 Rod Bolt Kits..... 340
 Top End Kits 385-400

Plow Systems

 KFI Plow Accessories 813-815
 KFI ATV Plow System 797-798
 KFI ATV Plow Tubes & Mounts..... 799-804
 KFI UTV Plow System 813-818
 KFI UTV Plow Tubes & Mounts 805-812
 KFI Universal Plow Systems 818
 Warn Plow Accessories..... 825-827
 Warn Plow System 819-827
 Warn Plow Tubes & Mounts 828-830
 Warn Universal Plow System 824
 Points & Condensers..... 292
 Primary Ignition Coils 293
 Primer Pumps..... 159
 Pro X 385-400
 Prop Shaft..... 620
 Pulsar Coils 282-284

Q

Quantum Fuel Pumps 169-209
 Quick Boots & Tools..... 706-707
 Quiet Core / Spark Arrestor..... 760

R

Rack Boot Kit..... 600-618
 Rack & Pinion 619
 Radiator Relocation Kits 856-857
 Ramps 891
 Ratio-Rite Cup 747
 Rear Axle Nuts..... 689
 Rear Differentials 457
 Rear Stabilizer Bushings 436, 558
 Rear IRS Kits..... 542-556
 Rear Ring & Pinion Set..... 456
 Receiver Hitches 873-879
 Regulators, Rectifier 259-274, 276-277
 Relays 287-291
 Repair Kits 163-164
 Repair Manuals Call
 Resistor Covers..... 432
 Reverse Chain 380-381
 Ring & Pinion Sets..... 456
 Ring Sets 385-400
 Rod Bearings..... 341-342, 447-448
 Rod Kits..... 338-339

S

Sea Foam Motor Treatment..... 751

Seals

 Axle, Differentials, & Swing Arm 459-538
 Oil 410-413
 Valves..... 414-420

Seats

 Complete Seats Honda 883
 Covers 884-888
 Sensors 287-291
 Shifter, Gear 729-733
 Shift Motors, Honda 285
 Shim Kits 421-422

Shocks

 Shock Absorber Parts 559-560
 Shock Bushing Kits..... 561-568
 Shock Rebuild Kits..... 561-568
 Silicone..... 748
 Sleeves, Cylinder 382-384
 Snorkel Kit 858-861

Snow

 Plows KFI 797-818
 Plows Warn 819-830
 Soap 749, 753
 Solid Rear Axles..... 689
 Solid State Relay Polaris 290

INDEX

WIDE OPEN PARTS

TIRES & WHEELS

BRAKES

AIR, OIL & FUEL

BATTERY & ELECTRICAL

ENGINE

BEARINGS

BUSHINGS

DRIVELINE

AXLES

BELTS

CONTROLS

TOOLS & CHEMICALS

EXHAUST

ACCESSORIES





- INDEX
- WIDE OPEN PARTS
- TIRES & WHEELS
- BRAKES
- AIR, OIL & FUEL
- BATTERY & ELECTRICAL
- ENGINE
- BEARINGS
- BUSHINGS
- DRIVELINE
- AXLES
- BELTS
- CONTROLS
- TOOLS & CHEMICALS
- EXHAUST
- ACCESSORIES



Spark Arrestor Kit 760

Spark Plugs

- Caps 432
- Plugs 424-432
- Reference Guide..... 423
- Resistor Covers..... 432
- Wire Assembly & Plug Cap 432

Speed Sensors 288

Spider Grips 889

Sprague Bearing, Polaris..... 541

Sprockets

- Cam Sprockets & Crank Sprockets 378
- Lock 643
- Sprockets & Chain..... 637-642

Starters 231-239

Starter Brushes 242-246

Starter Brush Plates 242-246

Starter Clutches..... 240-241

Starter Rebuild Kits 242-246

Starter Solenoid..... 247-252

Stators 259-274, 275

Stator Upgrade 279-280

Steering Stem Bearings..... 433-435

Steering Stem Bushings 436, 558

Steering Racks 619

Streamline Brakes & Pads 61-75

Sway Bar Linkage Bushing Kit 557

Swing Arm Bearings & Seals 454-456

Synthetic Rope & Hawse Fairlead ... 766-767, 794-795, 827

T

Tanks

- Gas 211-212
- Sealer..... 747

Tether-Line Kill Switch 257

Thermostats 310-312

Throttle Cables 720-728

Throttle Position Sensors 288-289

T-Map Sensors..... 289

Tie Downs 890

Tie Rods & Tie Rod Ends 600-618

Timing Cam Chain..... 376-379

Tires

- Application Charts 41-46
- Caps, Lugs & Valve Stems..... 48
- Carlisle 28
- ITP 17-28
- Replacement Lugs..... 48
- Sealant 747
- Wheel Spacers & Adapters 47
- Wheel Stud & Nut Kits 49-60
- Tubes..... 893

Tools

- Ball Joint Replacement Tool 741
- Banding Tool..... 741

- Belt Removal Tool..... 739
- Bench Top Clutch Press Tool 740
- Cam Shaft Installation Kit 742
- Chain Tools..... 643
- Clutch Compression Tool 739-740
- Clutch Puller & Tools..... 737-738
- Clutch Spider Tool 740
- Clutch Splitter Tool 741
- CV Boot Installation Tools..... 706-707, 741
- EZ Clutch Tool..... 740
- Flywheel Puller..... 734-736
- Jam Nut Driver 741
- Motorcycle Dual Head Tool 742
- Piston Pin Removal Tool 739
- Polaris Fuel Pump Nut Wrench 739
- Quick Shot CV Boot Tool 741
- Rear End Lockout Tool 741
- Transmission Lockout Tool..... 742
- Universal Flywheel Puller..... 740
- Transaxle Bearings & Seal Kits..... 539-540
- Transmission Bearing Kits 449-451
- Transmission Reverse Chain 380-381
- Trigger Coil..... 282-284
- Truck Winches 787-791
- Tubes-Plow..... 798, 820
- Tubes-Tire 893

U

- Ultimax Belts 709-718

UNI

- Air Filters 102-115
- Breather Filters..... 115
- Bulk Filter Foam & Universal Filters 115
- Filter Cleaner 749-750
- Universal Joints 622-636

UTV Accessories

- Bumpers 867-872
- Heaters..... 881-882
- Hitches 873-879
- Lower Door Panels 872
- Mirrors..... 880
- UTV Steering Rack Assemblies 619

V

Valves

- Cover Gasket Kit 401-409
- Keepers 414-420
- Sets & Seals 414-420
- Idle Air Control Valve..... 287
- Boost Control Valve 287

Vertex

- Gaskets 401-409
- Oil Seal Kits..... 410-413
- Water Pump Rebuilds..... 313-323



W

Warn

Accessories & Parts 790-796
 Hub Wireless Receivers 792
 Multi Mounts 794-795
 Plow Systems 819-828
 Plow Mounts 828-830
 Remote Winch Controls 791-796
 Winches 783-789
 Winch Replacement Parts 790-796
 Water Pump Rebuild Kits 313-323
 Water Pump Shaft Kits & Impellers 323
 Water Temperature Sensors 290

Wheels

Adapters 47
 Application Charts 41-46
 Bearing & Seal Kit 458-538
 Bolt Pattern Adapters 47
 Center Caps 48
 Complete Cylinders 100
 Cylinder Rebuild Kits 101
 Hubs 690, 894
 ITP 29-46
 Lugs 41-48
 Spacers 47
 Stud & Replacement Kits 49-60
 Valve Stems 48

Wide Open

WideOpenProducts.com
 Air Filters 103-114
 Axles 644-662
 Axle Nuts 689
 Ball Joints 586-599
 Bearing Kits 433-540
 Brake Calipers 79-82
 Brake Drums 78
 Brake Pads 61-76
 Carburetors, Complete 127-128
 Carburetor Rebuild Kits 129-131
 Choke Sets & Levers 160
 Fuel Tanks 211-212
 Gas Caps 211
 Gasket Sets 401-409
 Hubs 690
 Ignition Switches 253-257
 LED Light Bars 862-865
 Lug Nuts 48
 Master Cylinders 90
 Mirrors 880
 Petcocks 213-215
 Primer Pumps 159
 Rear Brake Drums 78
 Rear Differentials 457
 Rear Ring & Pinion Sets 456
 Seat Covers 884-888
 Solid Rear Axles 689

Sprague Bearing, Polaris 541
 Starters 231-239
 Starter Solenoids 247-252
 Steering Stem Bushing 436, 558
 Tie Rods & Tie Rod Ends 600-618
 Steering Rack Assembly 619
 Wheel Bolt Pattern Adapters 47
 Wheel Hubs 690
 Wheel Spacers 47

Winches KFI

Accessories 765-769
 Mounts 770-782
 Winches 761-764

Winches Warn

Accessories 790-796
 Multi-Mount 794-795
 Parts 790-791
 Winches, Truck 787-789
 Winches, Powersports 783-786
 Wireless Hub 792
 Wiseco Piston Kits, Rings & Top End Kits 385-400
 Wrench Rabbit Engine Rebuild Kits 324-337

Y

Yamaha Front Driveshafts & Yokes 621
 Yoke Assembly 621

Z

Zeon Winches 788-789

INDEX

WIDE OPEN PARTS

TIRES & WHEELS

BRAKES

AIR, OIL & FUEL

BATTERY & ELECTRICAL

ENGINE

BEARINGS

BUSHINGS

DRIVELINE

AXLES

BELTS


CONTROLS

TOOLS & CHEMICALS

EXHAUST

ACCESSORIES





TIE ROD ENDS

» PAGES 600-618



FUEL TANKS

» PAGES 211-213

LED LIGHT BARS/ RGBW LIGHT BARS

» PAGES 862-866




BRAKE DRUMS

» PAGE 78




HUBS

» PAGE 690




REAR DIFFERENTIAL

» PAGE 457




COMPLETE CARBURETORS & REPAIR KITS

» PAGES 127-131



AXLES / CV AXLES

» PAGES 644-662, 689



INDEX

WIDE OPEN
PARTS

TIRES &
WHEELS

BRAKES

AIR, OIL
& FUEL

BATTERY &
ELECTRICAL

ENGINE

BEARINGS

BUSHINGS

DRIVELINE

AXLES

BELTS

CONTROLS

TOOLS &
CHEMICALS

EXHAUST

ACCESSORIES



BEARINGS & KITS

» PAGES 458-538




AIR FILTERS

» PAGE 102-114



BALL JOINTS & HD BALL JOINTS

» PAGES 512-521




WHEEL SPACERS & LUGS

» PAGE 47-48



MIRRORS

» PAGE 880




RING & PINION SETS

» PAGE 456



BRAKE CALIPERS

» PAGE 79-82



BRAKES

» PAGE 61



INDEX

WIDE OPEN PARTS

TIRES & WHEELS

BRAKES

AIR, OIL & FUEL

BATTERY & ELECTRICAL

ENGINE

BEARINGS

BUSHINGS

DRIVELINE

AXLES

BELTS

CONTROLS

TOOLS & CHEMICALS

EXHAUST

ACCESSORIES





INDEX

WIDE OPEN PARTS

TIRES & WHEELS

BRAKES

AIR, OIL & FUEL

BATTERY & ELECTRICAL

ENGINE

BEARINGS

BUSHINGS

DRIVELINE

AXLES


BELTS

CONTROLS

TOOLS & CHEMICALS

EXHAUST

ACCESSORIES




MASTER CYLINDERS

» PAGE 90



REGULATORS, CDI BOXES & SOLENOIDS

» PAGES 247, 259-278



SEAT COVERS

» PAGE 884




UTV STEERING RACK ASSEMBLIES

» PAGE 619



KEY SWITCHES

» PAGE 253



CHOKE SETS & PRIMER PUMPS

» PAGE 159-160



ANGLE SENSORS

» PAGE 294

Tires by ITP®

Welcome to the World of ITP® – Conquer the World's Most Challenging Terrain!

ITP® tires deliver the kind of precision handling, sure-footedness and durability off-road vehicles demand to conquer the toughest terrain. In test after test, ITP® tires consistently outperform our imported competitors and that's because all our engineers and designers are riders. ITP® tires are individually hand-crafted and proudly **MADE IN THE USA!**



ITP® TERRA HOOK

- Premier all-terrain high-performance tire designed with multi-angled channeled lugs. The unique non-directional tread design delivers traction and performance over roots, rocks, and other trail conditions. 8 ply rating and radial construction and compliant with DOT standards.
- Balanced tread-to-void ratio ensures a smooth ride on harder surfaces
- Alternating shoulder elements assist grip from any angle of approach or direction and enhance forward or reverse motion in rutted conditions
- Unique tread blocks with alternating pitches provide true multi-surface, multi-condition traction
- 3/4-inch lug depth for maximum handling and control
- Tread block channels allow the tread to flex giving consistent traction over roots, rocks and other trail conditions
- Supreme traction on lush trails and soft terrain

ITP® TERRA HOOK									
PART#	SIZE	PLY	MOUNTED DIAMETER (IN)	MOUNTED WIDTH (IN)	RATED LOAD (LB)	PSI	TREAD DEPTH (")	WEIGHT (LB)	ADDITIONAL INFORMATION
IT6P0939	26X9-12	8	25.91	9.9	565	32	23 /32	30	UTILITY ATV/UTV
IT6P0940	26X11-12	8	26.51	11.23	695	34	23 /32	33	UTILITY ATV/UTV
IT6P0941	27X9-14	8	27.54	9.01	565	32	23 /32	33	UTILITY ATV/UTV
IT6P0942	27X11-14	8	27.9	10.9	715	34	23 /32	36	UTILITY ATV/UTV
IT6P0943	28X9-14	8	28.43	9.184	615	32	23 /32	36	UTILITY ATV/UTV
IT6P0944	28X11-14	8	28.65	11.01	760	34	23 /32	37	UTILITY ATV/UTV
IT6P0945	30X10-14	8	30.56	10.06	760	32	23 /32	36	UTILITY ATV/UTV
IT6P0946	32X10-14	8	32.62	10.78	880	32	23 /32	39	UTILITY ATV/UTV
IT6P0947	32X10-15	8	32.84	10.68	855	32	23 /32	39	UTILITY ATV/UTV



ITP® TERRA CLAW

- Premier all-terrain high-performance tire designed with multi-angled channeled lugs. The unique non-directional tread design delivers traction and performance over roots, rocks, and other trail conditions. 8 ply rating and radial construction and compliant with DOT standards.
- Balanced tread-to-void ratio ensures a smooth ride on harder surfaces
- Alternating shoulder elements assist grip from any angle of approach or direction and enhance forward or reverse motion in rutted conditions
- Unique tread blocks with alternating pitches provide true multi-surface, multi-condition traction
- 3/4-inch lug depth for maximum handling and control
- Tread block channels allow the tread to flex giving consistent traction over roots, rocks and other trail conditions
- Supreme traction on lush trails and soft terrain

ITP® TERRA HOOK									
PART#	SIZE	PLY	MOUNTED DIAMETER (IN)	MOUNTED WIDTH (IN)	RATED LOAD (LB)	PSI	TREAD DEPTH (")	WEIGHT (LB)	ADDITIONAL INFORMATION
IT6P09211	27X9-14	8	27.8	8.3	505	26	24 /32	25	UTILITY ATV/UTV
IT6P09221	27X1-14	8	28	10.2	615	26	24 /32	32	UTILITY ATV/UTV
IT6P13491	30X10-15	8	30.3	9.8	660	26	24 /32	35	UTILITY ATV/UTV

ITP® tires continue on the next page.

» ITP® TIRES ARE PROUDLY HAND-CRAFTED IN THE UNITED STATES OF AMERICA



- INDEX
- WIDE OPEN PARTS
- TIRES & WHEELS**
- BRAKES
- AIR, OIL & FUEL
- BATTERY & ELECTRICAL
- ENGINE
- BEARINGS
- BUSHINGS
- DRIVELINE
- AXLES
- BELTS
- CONTROLS
- TOOLS & CHEMICALS
- EXHAUST
- ACCESSORIES



TIRES MADE PROUDLY
IN THE UNITED STATES



ITP® VERSA CROSS

- Premier performance and handling on hard-packed surfaces. With its 8 ply rating and radial construction, the Versa Cross tire is specifically designed for high horsepower UTV and SxS vehicles and is compliant with DOT standards
- Super-deep rim guard designed to protect the rim lip on styled aftermarket wheels
- Non-directional tread pattern
- Reinforced belts provide increased traction and unequalled puncture resistance

ITP® VERSA CROSS

PART#	SIZE	PLY	MOUNTED DIAMETER (IN)	MOUNTED WIDTH (IN)	RATED LOAD (LB)	PSI	TREAD DEPTH (")	WEIGHT (LB)	ADDITIONAL INFORMATION
IT6P0890	30X10-14	8	30.5	9.6	760	32	23 /32	43	UTILITY ATV/UTV
IT6P0891	32X10-14	8	32.2	10.2	855	32	23 /32	48	UTILITY ATV/UTV

ITP® VERSA CROSS V3

PART#	SIZE	PLY	MOUNTED DIAMETER (IN)	MOUNTED WIDTH (IN)	RATED LOAD (LB)	PSI	TREAD DEPTH (")	WEIGHT (LB)	ADDITIONAL INFORMATION
IT6P1374	28X10-14	8	28.4	9.4	600	26	24 /32	35	UTILITY ATV/UTV
IT6P1380	28X10-18	8	28.9	9.2	550	26	24 /32	32	UTILITY ATV/UTV
IT6P1375	33X10-15	8	33.4	10	805	26	24 /32	44	UTILITY ATV/UTV
IT6P1376	33X10-18	8	33.9	9.5	750	26	24 /32	41	UTILITY ATV/UTV
IT6P1378	35X10-18	8	35.7	9.6	845	26	24 /32	42	UTILITY ATV/UTV
IT6P1377	33X10-20	8	33.9	9.6	720	26	24 /32	45	UTILITY ATV/UTV
IT6P1379	35X10-20	8	35.9	9.5	805	26	24 /32	46	UTILITY ATV/UTV



ITP® TENACITY

- Premier high-performance 10-ply radial tire. These tires were engineered using a computer-aided, non-directional tread pattern and specifically designed for desert, gravel, rock and sandy terrain.
- Staggered shoulder blocks ensure consistent traction
- New chain type tread pattern increases traction in loose terrain
- New rubber compound effectively balances traction and tread life

ITP® TENACITY XSR

The Tenacity XSR is ITP's first steel-belted radial design tailored for the extreme rider/competitor.

PART#	SIZE	PLY	MOUNTED DIAMETER (IN)	MOUNTED WIDTH (IN)	RATED LOAD (LB)	PSI	TREAD DEPTH (")	WEIGHT (LB)	ADDITIONAL INFORMATION
IT6P09141	32X10-15	10	32.1	10.1	1070	48	19 /32	44	UTV

ITP® TENACITY XNR

The Tenacity XNR brings the same high-performance as the XSR but is designed for the recreational rider.

PART#	SIZE	PLY	MOUNTED DIAMETER (IN)	MOUNTED WIDTH (IN)	RATED LOAD (LB)	PSI	TREAD DEPTH (")	WEIGHT (LB)	ADDITIONAL INFORMATION
IT6P09151	32X10-15	10	32.5	10.2	1070	48	19 /32	40	UTV

ITP® tires continue on the next page.

» ITP® TIRES ARE PROUDLY HAND-CRAFTED IN THE UNITED STATES OF AMERICA



TIRES MADE PROUDLY IN THE UNITED STATES



BLACK WATER EVOLUTION



ITP® BLACKWATER EVOLUTION

- Innovative new non-directional design for awesome traction
- Smooth riding, superb handling 8-ply-rated radial construction.
- Specifically engineered for excellent performance on side-by-side UTV applications.
- All-new "Tough Tread" rubber compound offers exceptional wear and abrasion resistance.
- Sidewall Armor™ protects vulnerable shoulder area from penetration, greatly increasing reliability.
- Built to exceed the demands of today's side-by-side UTVs.

ITP® BLACKWATER EVOLUTION

PART#	SIZE	PLY	MOUNTED DIAMETER (IN)	MOUNTED WIDTH (IN)	RATED LOAD (LB)	PSI	TREAD DEPTH (")	WEIGHT (LB)	ADDITIONAL INFORMATION
IT6P0059	25X9-12	8	25.8	8.5	1100	32	31 /32	26	UTILITY ATV/UTV
IT6P0060	25X11-12	8	25.8	10	1360	34	31 /32	30	UTILITY ATV/UTV
IT6P0041	26X9-12	8	26.2	8.25	1170	32	31 /32	27	UTILITY ATV/UTV
IT6P0040	26X11-12	8	26.8	9.7	1430	34	31 /32	31	UTILITY ATV/UTV
IT6P0064	27X9-12	8	27.8	8.2	1230	32	31 /32	27	UTILITY ATV/UTV
IT6P0063	27X11-12	8	27.8	10.3	1520	34	31 /32	31	UTILITY ATV/UTV
IT6P0062	27X9-14	8	27.8	8.5	1200	32	31 /32	28	UTILITY ATV/UTV
IT6P0061	27X11-14	8	27.8	10	1480	34	31 /32	32	UTILITY ATV/UTV
IT6P0106	28X10-12	8	28.5	10.1	1430	32	31 /32	31	UTILITY ATV/UTV
IT6P0113	28X9-14	8	28.2	8.7	1280	32	31 /32	30	UTILITY ATV/UTV
IT6P0102	28X10-14	8	28.5	9.8	1390	32	31 /32	32	UTILITY ATV/UTV
IT6P0115	28X11-14	8	28.5	10.7	1570	34	31 /32	33	UTILITY ATV/UTV
IT6P0121	30X10-12	8	30	10.1	1650	32	31 /32	36	UTILITY ATV/UTV
IT6P0116	30X10-14	8	30	9.9	1570	32	31 /32	34	UTILITY ATV/UTV
IT6P0117	30X10-15	8	30.1	9.5	1570	32	31 /32	34	UTILITY ATV/UTV
IT6P0518	32X10-15	8	32.3	10	1820	34	31 /32	37	UTILITY ATV/UTV
IT6P1350	34X10-18	8	34.81	9.775	1870	32	32 /32	42	UTILITY ATV/UTV



ITP® COYOTE

- Low-profile design provides superior handling on smooth, hard surfaces - as well as eye-catching good looks!
- Tightly spaced, overlapping tread pattern lowers rolling resistance and enhances ride comfort. 6-ply radial construction and durable rubber compound deliver longer wear and enhanced cut resistance.
- Super deep Rim Guard feature offers the best wheel lip protection in the business.

ITP® COYOTE

PART#	SIZE	PLY	MOUNTED DIAMETER (IN)	MOUNTED WIDTH (IN)	RATED LOAD (LB)	PSI	TREAD DEPTH (")	WEIGHT (LB)	ADDITIONAL INFORMATION
IT6P0810	27X9-14	8	27.6	9	615	36	22 /32	32	UTILITY ATV/UTV
IT6P0811	27X11-14	8	27.8	10.8	740	36	22 /32	37	UTILITY ATV/UTV
IT6P0753	33X10-15	8	33.6	10.1	965	36	22 /32	47	UTILITY ATV/UTV
IT6P0809	32X10-15	8	32	10	1020	44	21 /32	45	UTILITY ATV/UTV
IT6P0913	35X10-15	8	35.5	10.7	1100	36	22 /32	55	UTILITY ATV/UTV

COYOTE

ITP® tires continue on the next page.

INDEX

WIDE OPEN PARTS

TIRES & WHEELS

BRAKES

AIR, OIL & FUEL

BATTERY & ELECTRICAL

ENGINE

BEARINGS

BUSHINGS

DRIVELINE

AXLES

BELTS

CONTROLS

TOOLS & CHEMICALS

EXHAUST

ACCESSORIES





TIRES MADE PROUDLY IN THE UNITED STATES



ITP® ULTRACROSS

- Low-profile design provides superior handling on smooth, hard surfaces - as well as eye-catching good looks!
- Tightly spaced, overlapping tread pattern lowers rolling resistance and enhances ride comfort. 6-ply radial construction and durable rubber compound deliver longer wear and enhanced cut resistance.
- Super deep Rim Guard feature offers the best wheel lip protection in the business.

ITP® ULTRACROSS

PART#	SIZE	PLY	MOUNTED DIAMETER (IN)	MOUNTED WIDTH (IN)	RATED LOAD (LB)	PSI	TREAD DEPTH (")	WEIGHT (LB)	ADDITIONAL INFORMATION
IT6P0251	27X10-12	8	27.3	8.8	1430	36	20 /32	31	UTILITY ATV/UTV
IT6P0492	27X9-14	8	27	8.8	1230	36	20 /32	30	UTILITY ATV/UTV
IT6P0252	27X10-14	8	26.9	9.7	1390	36	20 /32	32	UTILITY ATV/UTV
IT6P0253	28X10-12	8	28.4	10.4	1520	36	20 /32	33	UTILITY ATV/UTV
IT6P0254	28X10-14	8	28.5	10	1520	36	20 /32	33	UTILITY ATV/UTV
IT6P0223	30X10-14	8	31	9.8	760	32	19 /32	39	UTILITY ATV/UTV
IT6P0255	30X10-15	8	30.2	10.1	1650	36	20 /32	36	UTILITY ATV/UTV
IT6P0515	31X9.5-14	8	31.1	9.25	1710	36	19 /32	38	UTILITY ATV/UTV
IT6P0516	31X9.5-15	8	31.2	9.15	1705	36	19 /32	40	UTILITY ATV/UTV
IT6P0256	32X10-15	8	32.6	10.4	1870	36	20 /32	40	UTILITY ATV/UTV
IT6P1353	34X10-18	8	34.26	9.55	1990	36	19 /32	44	UTILITY ATV/UTV



ITP® TERRA CROSS R/T

- From the desert to the dense forest trails, the versatile Terra Cross R/T was designed to overcome a wide variety of challenging conditions. The Terra Cross R/T is ideal for mud, snow, and sand.

ITP® TERRA CROSS R/T

PART#	SIZE	PLY	MOUNTED DIAMETER (IN)	MOUNTED WIDTH (IN)	RATED LOAD (LB)	PSI	TREAD DEPTH (")	WEIGHT (LB)	ADDITIONAL INFORMATION
IT560423	25X8-12	6	25	8.03	340	7	23 /32	21	UTILITY ATV
IT560424	25X10-12	6	25.5	10	420	7	27 /32	26	UTILITY ATV
IT560475	26X9-12	6	26.25	8.7	825	18	23 /32	25	UTILITY ATV
IT560476	26X11-12	6	27.3	10.7	990	18	27 /32	31	UTILITY ATV
IT560411	26X9-14	6	26.9	8.4	805	18	27 /32	25	UTILITY ATV
IT6P0483	26X10-14	6	26.8	9.6	365	10	27 /32	29	UTILITY ATV
IT560412	26X11-14	6	27.6	10.6	965	18	27 /32	34	UTILITY ATV

ITP® tires continue on the next page.



TIRES MADE PROUDLY IN THE UNITED STATES



ITP® MAYHEM

- Unique deep-lug design for outrageous pull in the deep stuff.
- Tread pattern delivers surprisingly smooth ride.
- Lightweight carcass enhances trail comfort and handling.
- Durable, extended wear rubber compound.
- 6-ply rating
- 1 inch tread depth



ITP® MEYHEM

PART#	SIZE	PLY	MOUNTED DIAMETER (IN)	MOUNTED WIDTH (IN)	RATED LOAD (LB)	PSI	TREAD DEPTH (")	WEIGHT (LB)	ADDITIONAL INFORMATION
IT560588	26X9-12	6	25.75	8.5	410	7	32 /32	25	UTILITY ATV
IT560590	26X11-12	6	26	10.5	480	7	32 /32	28	UTILITY ATV



ITP® MEGA MAYHEM

- Same winning features and benefits of the original Mayhem.
- Ultra-deep 1.5-inch tread depth.
- 6 ply rated for added puncture resistance.
- Tread pattern delivers surprisingly smooth ride on hard pack surfaces.



ITP® MEGA MEYHEM

PART#	SIZE	PLY	MOUNTED DIAMETER (IN)	MOUNTED WIDTH (IN)	RATED LOAD (LB)	PSI	TREAD DEPTH (")	WEIGHT (LB)	ADDITIONAL INFORMATION
IT6P0035	27X9-12	6	27	8.4	440	7	47 /32	31	UTILITY ATV
IT6P0037	27X11-12	6	27	9.9	495	7	47 /32	34	UTILITY ATV
IT6P0032	27X9-14	6	26.7	8.3	420	7	47 /32	29	UTILITY ATV
IT6P0033	27X11-14	6	26.8	10	495	7	47 /32	34	UTILITY ATV
IT6P0756	28X9-12	6	27.9	8.52	550	10	47 /32	34	UTILITY ATV
IT6P0757	28X11-12	6	28.1	9.82	640	10	47 /32	37	UTILITY ATV
IT6P0052	28X9-14	6	28	8.4	440	7	47 /32	32	UTILITY ATV
IT6P0044	28X11-14	6	28	9.8	520	7	47 /32	34	UTILITY ATV

INDEX

WIDE OPEN PARTS

TIRES & WHEELS

BRAKES

AIR, OIL & FUEL

BATTERY & ELECTRICAL

ENGINE

BEARINGS

BUSHINGS

DRIVELINE

AXLES

BELTS

CONTROLS

TOOLS & CHEMICALS

EXHAUST

ACCESSORIES

ITP® tires continue on the next page.

» ITP® TIRES ARE PROUDLY HAND-CRAFTED IN THE UNITED STATES OF AMERICA





TIRES MADE PROUDLY IN THE UNITED STATES



ITP® MONSTER MAYHEM

- Features extra tall 30-inch sizing for your utility 4X4 or UTV.
- Delivers monstrous traction in the deep stuff with the same smooth ride on the trail as our Mayhem and Mega Mayhem tires.
- Brutish and beastly 1.75" lug depth.

MONSTER MAYHEM

ITP® MONSTER MAYHEM

PART#	SIZE	PLY	MOUNTED DIAMETER (IN)	MOUNTED WIDTH (IN)	RATED LOAD (LB)	PSI	TREAD DEPTH (")	WEIGHT (LB)	ADDITIONAL INFORMATION
IT6P0105	30X9-14	6	30	9.1	1140	20	54 /32	38	UTILITY ATV
IT6P0104	30X10-14	6	30	10.1	1230	22	54 /32	40	UTILITY ATV



ITP® MAMMOTH MAYHEM

- Incredibly smooth ride
- Mammoth 2 inch lug depth
- Extended wear compound
- 6 ply rated for added puncture resistance.

MAMMOTH MAYHEM

ITP® MAMMOTH MAYHEM

PART#	SIZE	PLY	MOUNTED DIAMETER (IN)	MOUNTED WIDTH (IN)	RATED LOAD (LB)	PSI	TREAD DEPTH (")	WEIGHT (LB)	ADDITIONAL INFORMATION
IT6P0198	32X10-14	6	32.4	9.4	1430	22	64 /32	55	UTILITY ATV

ITP® CRYPTID TIRES

- The Cryptid boasts the largest (by both height and width) footprint of any previous ITP mud tire!
- Lug height is graduated, starting at 1.5 inches at center, growing to 2 inches at the shoulder
- Maximum side bite for climbing in and out of the mud without compromising ride comfort on trails and hard pack.
- Grooved center lugs to channel away mud and debris, as well as enhance predictability in deeply rutted areas.
- Named after the mythical swamp monster, the Cryptid is built with a bevy of innovative features to help mud-riding enthusiasts conquer the deepest and nastiest muck.

CRYPTID

ITP® CRYPTID TIRES

PART#	SIZE	PLY	MOUNTED DIAMETER (IN)	MOUNTED WIDTH (IN)	RATED LOAD (LB)	PSI	TREAD DEPTH (")	WEIGHT (LB)	ADDITIONAL INFORMATION
IT6P0347	30X10-14	6	30.2	9.7	1320	18	47 /32	44	UTILITY ATV/UTV
IT6P0348	32X10-15	6	32.1	9.8	1480	18	47 /32	51	UTILITY ATV/UTV
IT6P0351	30X9-14	6	29.2	8.7	1480	32	47 /32	43	UTILITY ATV/UTV
IT6P0775	27X10-14	6	27	9.5	1070	18	42 /32	41	UTILITY ATV/UTV
IT6P0776	28X10-14	6	28	9.5	1140	18	42 /32	41	UTILITY ATV/UTV
IT6P0808	30X11-14	6	29.5	10.8	1760	34	47 /32	46	UTILITY ATV/UTV
IT6P1351	34X10-18	6	34.13	9.99	1330	18	47 /32	58	UTILITY ATV/UTV
IT6P1352	36X10-18	6	36	9.98	1500	18	47 /32	64	UTILITY ATV/UTV

ITP® tires continue on the next page.

INDEX

WIDE OPEN PARTS

TIRES & WHEELS

BRAKES

AIR, OIL & FUEL

BATTERY & ELECTRICAL

ENGINE

BEARINGS

BUSHINGS

DRIVELINE

AXLES

BELTS

CONTROLS

TOOLS & CHEMICALS

EXHAUST

ACCESSORIES



TIRES MADE PROUDLY
IN THE UNITED STATES



ITP® MUD LITE II

- A new twist on a proven classic, for SxSs.
- Redesigned tread pattern provides better traction, improves mud clean-out and maximizes ride comfort.
- Improved shoulder protection, mud breaking lugs and stabilizing cords to reduce flex



ITP® MUD LITE II

PART#	SIZE	PLY	MOUNTED DIAMETER (IN)	MOUNTED WIDTH (IN)	RATED LOAD (LB)	PSI	TREAD DEPTH (")	WEIGHT (LB)	ADDITIONAL INFORMATION
IT6P0886	23X8-12	6	23.4	8.2	510	20	19 /32	20	UTILITY ATV/UTV
IT6P0887	23X10-12	6	23.7	9.4	635	20	19 /32	23	UTILITY ATV/UTV
IT6P0527	25X8-12	6	25.5	8.4	905	28	23 /32	22	UTILITY ATV/UTV
IT6P0528	25X10-12	6	26	10.2	1100	28	23 /32	27	UTILITY ATV/UTV
IT6P0529	26X9-12	6	26.4	9	1070	28	33 /32	28	UTILITY ATV/UTV
IT6P0530	26X11-12	6	26.9	11.2	1280	28	33 /32	34	UTILITY ATV/UTV
IT6P0525	27X9-12	6	27.4	9.4	1150	28	33 /32	29	UTILITY ATV/UTV
IT6P0526	27X11-12	6	27.8	11.1	1355	28	33 /32	34	UTILITY ATV/UTV
IT6P0531	27X9-14	6	28.1	8.8	1100	28	33 /32	28	UTILITY ATV/UTV
IT6P0532	27X11-14	6	28.6	11.1	1335	28	33 /32	33	UTILITY ATV/UTV
IT6P0533	28X9-14	6	29	9.2	1180	28	33 /32	32	UTILITY ATV/UTV
IT6P0534	28X11-14	6	29.4	11.1	1405	28	33 /32	38	UTILITY ATV/UTV
IT6P0523	30X9-14	6	30.7	9.6	1360	28	33 /32	35	UTILITY ATV/UTV
IT6P0524	30X11-14	6	31.1	11.1	1570	28	33 /32	41	UTILITY ATV/UTV

INDEX

WIDE OPEN PARTS

TIRES & WHEELS

BRAKES

AIR, OIL & FUEL

BATTERY & ELECTRICAL

ENGINE

BEARINGS

BUSHINGS

DRIVELINE

AXLES

BELTS

CONTROLS

TOOLS & CHEMICALS

EXHAUST

ACCESSORIES

ITP® tires continue on the next page.

» ITP® TIRES ARE PROUDLY HAND-CRAFTED IN THE UNITED STATES OF AMERICA





TIRES MADE PROUDLY
IN THE UNITED STATES



ITP® MUD LITE AT

- Sized for use on most late-model, high-performance sport ATV's
- High-tech tread design and carcass construction make this a mud tire that's designed for high-performance trail riding, and a high performance trail tire that can tame muddy conditions like no knobby tire could!
- Suprisingly light, reducing unsprung weight and allowing that high-tech suspension to maintain its maximum effectiveness.



ITP® MUD LITE AT

PART#	SIZE	PLY	MOUNTED DIAMETER (IN)	MOUNTED WIDTH (IN)	RATED LOAD (LB)	PSI	TREAD DEPTH (")	WEIGHT (LB)	ADDITIONAL INFORMATION
IT560428	20X11-9	6	20	11.06	340	7	22 /32	17	SPORT ATV
IT560429	22X7-10	6	21.9	7.5	255	7	16 /32	14	SPORT ATV
IT56A3A8	22X8-10	6	22.3	8	275	7	21 /32	15	UTILITY ATV
IT56A387	22X11-8	6	22	11	395	7	21 /32	17	UTILITY ATV
IT56A388	22X11-9	6	22	10.8	395	7	21 /32	17	UTILITY ATV
IT56A3A5	22X11-10	6	22	11.1	385	7	21 /32	18	UTILITY ATV
IT56A304	23X8-11	6	23	8	290	7	21 /32	16	UTILITY ATV
IT56A326	23X8-10	6	23	8	300	7	21 /32	14	UTILITY ATV
IT56A327	23X10-10	6	23	10	375	7	21 /32	18	UTILITY ATV
IT56A305	24X11-10	6	24.6	10.7	440	7	21 /32	20	UTILITY ATV
IT56A332	24X8-11	6	24.1	7.8	320	7	21 /32	15	UTILITY ATV
IT56A3A9	24X9-11	6	24.3	8.9	365	7	21 /32	18	UTILITY ATV
IT56A328	24X10-11	6	24	10	395	7	21 /32	20	UTILITY ATV
IT560430	24X8-12	6	23.9	7.5	310	7	21 /32	17	UTILITY ATV
IT56A320	25X8-11	6	24.8	8.3	355	7	21 /32	17	UTILITY ATV
IT56A306	25X8-12	6	25.1	7.6	340	7	21 /32	17	UTILITY ATV
IT56A308	25X11-10	6	25.9	10.5	455	7	21 /32	20	UTILITY ATV
IT56A322	25X10-11	6	24.8	9.9	420	7	21 /32	19	UTILITY ATV
IT56A321	25X10-12	6	25.3	9.4	420	7	21 /32	23	UTILITY ATV
IT56A373	25X12-9	6	25	11.9	495	7	21 /32	24	UTILITY ATV

ITP® tires continue on the next page.

» ITP® TIRES ARE PROUDLY HAND-CRAFTED IN THE UNITED STATES OF AMERICA



TIRES MADE PROUDLY IN THE UNITED STATES



ITP® MUD LITE XL

- 1 1/8-in. lug
- Extended-wear rubber compound for even longer life and better value!
- Revolutionary all-conditions tire: it's a 6-ply mud tire that's designed for the trail, a trail tire that slings mud with the best of them!
- Unique center tread contact area provides a smooth, radial-like ride.
- Perhaps best of all, the Mud Lite is priced right. Shop and compare - you won't find a tire that's lighter, tougher or more capable at such a reasonable price!



ITP® MUD LITE XL

PART#	SIZE	PLY	MOUNTED DIAMETER (IN)	MOUNTED WIDTH (IN)	RATED LOAD (LB)	PSI	TREAD DEPTH (")	WEIGHT (LB)	ADDITIONAL INFORMATION
IT560363	25X8-12	6	25.3	7.8	695	18	34 /32	21	UTILITY ATV
IT560364	25X10-12	6	25.8	9.75	855	18	34 /32	29	UTILITY ATV
IT560431	25X12-11	6	25.7	11.3	455	7	33 /32	28	UTILITY ATV
IT560432	25X12-12	6	25.9	11	1020	18	34 /32	27	UTILITY ATV
IT56A3P6	26X9-12	6	26	8.9	825	18	34 /32	25	UTILITY ATV
IT56A343	26X10-12	6	26.8	9.6	910	18	34 /32	28	UTILITY ATV
IT56A361	26X12-12	6	27.2	12	1070	18	34 /32	33	UTILITY ATV
IT56A380	27X9-12	6	27.2	9.3	880	18	34 /32	27	UTILITY ATV
IT56A345	27X10-12	6	27.6	9.8	965	18	34 /32	30	UTILITY ATV
IT56A347	27X12-12	6	27.8	11.7	1140	18	34 /32	33	UTILITY ATV
IT560455	27X10-14	6	27.3	9.9	935	18	34 /32	30	UTILITY ATV
IT560456	27X12-14	6	27.65	11.1	1100	18	34 /32	33	UTILITY ATV
IT56A349	28X10-12	6	27.8	9.8	1020	18	34 /32	29	UTILITY ATV
IT56A350	28X12-12	6	28.7	11.4	1200	18	34 /32	32	UTILITY ATV
IT560494	28X10-14	6	27.8	9.8	990	18	34 /32	29	UTILITY ATV
IT560495	28X12-14	6	27.8	11	1200	18	34 /32	32	UTILITY ATV

INDEX

WIDE OPEN PARTS

TIRES & WHEELS

BRAKES

AIR, OIL & FUEL

BATTERY & ELECTRICAL

ENGINE

BEARINGS

BUSHINGS

DRIVELINE

AXLES

BELTS

CONTROLS

TOOLS & CHEMICALS

EXHAUST

ACCESSORIES

ITP® tires continue on the next page.

» ITP® TIRES ARE PROUDLY HAND-CRAFTED IN THE UNITED STATES OF AMERICA



ITP® MUD LITE XXL

- Its taller profile and super-aggressive 1.3-inch-deep lugs make this an extreme tire for extreme machines in the most extreme conditions.
- Surprisingly light compared to any product anywhere close to this tire.
- Best for highly modified, big-bore 4x4 ATVs operating primarily in muddy conditions.



TIRES MADE PROUDLY IN THE UNITED STATES



ITP® MUD LITE XXL

PART#	SIZE	PLY	MOUNTED DIAMETER (IN)	MOUNTED WIDTH (IN)	RATED LOAD (LB)	PSI	TREAD DEPTH (")	WEIGHT (LB)	ADDITIONAL INFORMATION
IT560401	30X10-12	6	30	10	1170	18	40 /32	35	UTILITY ATV
IT560419	30X12-12	6	30.5	12	1320	18	40 /32	38	UTILITY ATV
IT560462	30X10-14	6	29.6	10.1	550	7	40 /32	35	UTILITY ATV
IT560463	30X12-14	6	30.25	11.85	660	7	39 /32	39	UTILITY ATV



ITP® MUD LITE XTR

- The industry's first Extreme Terrain RADIAL tire!
- Super-aggressive tread design features 1 1/8-in. deep, angled, grooved lugs to achieve an exceptional level of traction.
- Long-wearing tread compound.



TIRES MADE PROUDLY IN THE UNITED STATES



ITP® MUD LITE XTR

PART#	SIZE	PLY	MOUNTED DIAMETER (IN)	MOUNTED WIDTH (IN)	RATED LOAD (LB)	PSI	TREAD DEPTH (")	WEIGHT (LB)	ADDITIONAL INFORMATION
IT560398	25X8-12	6	26.1	7.6	695	18	33 /32	22	UTILITY ATV
IT560399	25X10-12	6	26.2	10.1	855	18	33 /32	27	UTILITY ATV
IT560387	26X9-12	6	26.7	8.8	825	18	36 /32	27	UTILITY ATV
IT560388	26X11-12	6	27.2	10.6	990	18	36 /32	32	UTILITY ATV
IT560378	27X9-12	6	28	9	880	18	36 /32	29	UTILITY ATV
IT560379	27X11-12	6	28.5	11	1050	18	36 /32	34	UTILITY ATV
IT560373	27X9-14	6	27.8	8.6	855	18	36 /32	29	UTILITY ATV
IT560372	27X11-14	6	28.2	10.8	1020	18	36 /32	35	UTILITY ATV

INDEX

WIDE OPEN PARTS

TIRES & WHEELS

BRAKES

AIR, OIL & FUEL

BATTERY & ELECTRICAL

ENGINE

BEARINGS

BUSHINGS

DRIVELINE

AXLES

BELTS

CONTROLS

TOOLS & CHEMICALS

EXHAUST

ACCESSORIES





ALL TRAIL XLT

- Wide profile and tread pattern provide a smooth ride and just enough traction on loose terrain. Specifically designed for on/off road applications.

ALL TRAIL XLT

PART#	SIZE	PLY	MOUNTED DIAMETER (IN)	MOUNTED WIDTH (IN)	RATED LOAD (LB)	PSI	TREAD DEPTH (")	WEIGHT (LB)	ADDITIONAL INFORMATION
IT500596	20X10-10	4	20.1	10	740	10	16 /32	17	N/A
IT500616	23X10-12	6	23.19	9.93	880	10	16 /32	19	N/A



HOLESHOT STD

- This sport tire is as tough as they come. This tire uses the highly recognizable and functional split-knob front and rear design for precision control on tracks and trails.
- One of the most-copied ATV tires - - often imitated, never duplicated!

HOLESHOT STD

PART#	SIZE	PLY	MOUNTED DIAMETER (IN)	MOUNTED WIDTH (IN)	RATED LOAD (LB)	PSI	TREAD DEPTH (")	WEIGHT (LB)	ADDITIONAL INFORMATION
IT532031	20X11-8	4	20.8	11.3	330	7	16 /32	15	SPORT ATV
IT532032	20X11-9	4	20.6	10.8	340	7	16 /32	17	SPORT ATV
IT532035	20X11-10	4	21.13	7.1	330	10	16 /32	16	SPORT ATV
IT532040	21X7-10	2	20.4	8.03	235	7	14 /32	12	SPORT ATV



HOLESHOT GNCC

- This sport tire is as tough as they come. This tire uses the highly recognizable and functional split-knob front and rear design for precision control on tracks and trails.
- One of the most-copied ATV tires - - often imitated, never duplicated!

HOLESHOT GNCC

PART#	SIZE	PLY	MOUNTED DIAMETER (IN)	MOUNTED WIDTH (IN)	RATED LOAD (LB)	PSI	TREAD DEPTH (")	WEIGHT (LB)	ADDITIONAL INFORMATION
IT532025	20X10-9	6	20.1	9.6	300	7	19 /32	15	SPORT ATV
IT532029	21X7-10	6	21.5	6.2	235	7	19 /32	13	SPORT ATV

INDEX

WIDE OPEN PARTS

TIRES & WHEELS

BRAKES

AIR, OIL & FUEL

BATTERY & ELECTRICAL

ENGINE

BEARINGS

BUSHINGS

DRIVELINE

AXLES

BELTS

CONTROLS

TOOLS & CHEMICALS

EXHAUST

ACCESSORIES



Carlisle® Tires

Carlisle® Tires are Proudly Made in the USA.



Carlisle® Knobby ATV Tire

Carlisle's Knobby ATV Tire is designed to help you get things done in the field and around the farm. The Knobby design gives good traction over turf and gravel surfaces.

- Tubeless
- Economical alternative with full 2-ply carcass constructed for high flotation
- Multi-purpose ATV tire
- Rim sold separately

Weight: approximately 4.86 lbs to 18 lbs depending on selected size.

Shipping Dimensions: approximately 15x15x7 inches to 23x23x14 inches depending on size selected.



PART#	SIZE	PLY	MOUNTED DIAMETER (IN)	MOUNTED WIDTH (IN)	RATED LOAD (LB)	PSI	TREAD DEPTH (")	WEIGHT (LB)
IT5150021	145/70-6	2	14.26	5.31	99	4	15/32	5
IT5150031	16X8-7	2	16.5	6.61	180	7	15/32	8
IT537005	18X9.50-8	2	18.26	8.77	365	10	15/32	11
IT537050	22X11-8	2	22.28	10.46	565	10	15/32	14
IT537081	25X12-9	2	24.59	11.76	430	5	15/32	19

Carlisle® Trail Wolf Tire

Carlisle's Trail Wolf is the best OEM replacement tire value on the market. The Trail Wolf features a Rim Guard design and unique tread that gives your ATV an incredibly smooth ride, regardless of trail conditions. The harder rubber compound means better wear and longer replacement intervals. The Trail Wolf is the most puncture-proof trail tire available.



PART#	SIZE	PLY	MOUNTED DIAMETER (IN)	MOUNTED WIDTH (IN)	RATED LOAD (LB)	PSI	TREAD DEPTH (")	WEIGHT (LB)
IT5370371	19X7-8	4	18.96	6.77	143	4	9/32	9
IT537038	19X8-8	4	19.04	7.1	161	4	1/4	10
IT5370391	20X7-8	4	19.49	6.93	157	4	9/32	9
IT537034	20X11-9	4	20.2	10.5	340	7	1/2	13
IT510015	20X11-10	4	20.25	10.5	340	7	4/9	14
IT537084	21X7-10	4	21.47	6.8	235	7	1/2	13
IT537048	22X7-10	4	22.19	6.72	220	7	1/2	13
IT537054	22X7X11	4	21.82	7.26	245	7	1/2	13
IT537055	22X10-9	4	21.7	10.7	355	7	1/2	16
IT537049	22X10-10	4	23.47	9.23	355	7	1/2	17
IT537065	25X11-12	4	26.5	9.2	740	22	1/2	25
IT537062	25X8-12	4	25.9	7.5	550	24	1/2	17
IT537061	25X10-12	4	25.9	9.3	465	22	3/5	20
IT537082	25X12-9	4	26	12	495	7	1/2	25
IT537085	25X12-10	4	25	11.75	495	7	1/2	21



» ALL-NEW & UPDATED FOR 2021 »

Tire & Wheel Quick Reference — AVAILABLE ON JMATV.COM

ITP® STORM Series

New STORM Series Wheels Offer Custom Finish and Ultra-Durable Design

ITP® Storm Series wheels offer exceptional reliability with a sleek design featuring a black finish with beveled edges and stylish spoke design at an affordable price without sacrificing the unmatched structural integrity you've come to expect from ITP®.



ITP® Inertia

AVAILABLE IN THE FOLLOWING SIZES: 14x7
15x7

- The newest wheel in the ITP "Storm Series" product line.
- The ITP Inertia offers both strength and style. Closer to OE offsets compliment the original vehicle design, offering premium fitment and handling in a true bead lock wheel.
- Built with ITP's Rock Armor inner wheel lip, the Inertia is the choice for extreme conditions.
- Beadlock design insures outer bead stays seated in demanding environments
- Lifetime structural warranty - Bend it or break it ITP will replace it!
- Center cap and valve stem included
- Matte black with machined accents
- Matching wheel cap is included.
- Load rating : 1200 lbs

- INDEX
- WIDE OPEN PARTS
- TIRES & WHEELS**
- BRAKES
- AIR, OIL & FUEL
- BATTERY & ELECTRICAL
- ENGINE
- BEARINGS
- BUSHINGS
- DRIVELINE
- AXLES
- BELTS
- CONTROLS
- TOOLS & CHEMICALS
- EXHAUST
- ACCESSORIES



RIDE WIDE OPEN.
WWW.WIDEOPENPRODUCTS.COM

PLACE YOUR ORDER WITH US ...

BY PHONE: 1-800-367-9603 » BY FAX: 901-377-3392 » ONLINE: WWW.JMATV.COM





- INDEX
- WIDE OPEN PARTS
- TIRES & WHEELS**
- BRAKES
- AIR, OIL & FUEL
- BATTERY & ELECTRICAL
- ENGINE
- BEARINGS
- BUSHINGS
- DRIVELINE
- AXLES
- BELTS
- CONTROLS
- TOOLS & CHEMICALS
- EXHAUST
- ACCESSORIES



ITP® Hurricane

	12x7
	14x7
AVAILABLE IN THE FOLLOWING SIZES:	15x7
	16x7
	18x6.5
	20x6.5

- The first ITP wheel in the "Storm Series" product line.
- Features eight sets of X-shaped wheel spokes.
- Offers ITP Exclusive "Rock Armor" inner wheel lip to provide unequalled structural integrity.
- Unique automotive-like center design
- Lifetime structural warranty - Bend it or break it ITP will replace it!
- Matching wheel cap is included.
- 12" and 16" wheels are only available in matte black



ITP® Tornado

	14x7
AVAILABLE IN THE FOLLOWING SIZES:	15x7

- The 2nd ITP wheel in the new "Storm Series" product line.
- Eight spoke center configuration with beveled edges as well as unmatched structural integrity for conquering challenging terrain.
- Offers ITP Exclusive "Rock Armor" inner wheel lip to provide unequalled structural integrity.
- Lifetime structural warranty - Bend it or break it ITP will replace it!
- 1200 lbs load rating
- Matching wheel cap is included.





ITP® Cyclone

AVAILABLE IN THE FOLLOWING SIZES: 14x7
15x7

- The Cyclone's strength comes from its center. The latest Storm Series 8 spoke wheel from ITP is built with Rock Armor technology to tackle any terrain and color accents to unleash design possibilities.
- Includes red, white, and blue interchangeable color inserts
- Matte black/machine face finish
- ITP Exclusive "Rock Armor" inner wheel lip to provide unequalled structural integrity.
- 1000 lbs load rating
- Limited Lifetime Warranty
- Matching wheel cap is included.

INDEX

WIDE OPEN PARTS

TIRES & WHEELS

BRAKES

AIR, OIL & FUEL

BATTERY & ELECTRICAL

ENGINE

BEARINGS

BUSHINGS

DRIVELINE

AXLES

BELTS

CONTROLS

TOOLS & CHEMICALS

EXHAUST

ACCESSORIES

JMATV.COM
dealers online

ARE YOU REGISTERED @ JMATV.COM?
Place Orders » Check Inventory & Current Pricing
Save Time & Hassle — Register Today!

J&M ATV/UTV SUPPLY, INC. ... OVER 30 YEARS IN THE POWERSPORTS INDUSTRY

BY PHONE: 1-800-367-9603 » BY FAX: 901-377-3392 » ONLINE: WWW.JMATV.COM





ITP® SS212

AVAILABLE IN THE FOLLOWING SIZES:	12x7
	14x6
	14x8

- Strong, light and distinctively different.
- Two finish options: Machined with black accents topped with a tough clear-coat finish, matte black.
- Heavy duty 12-inch ATV wheel rated at 700 lbs., 14-inch side-by-side UTV applications rated at 800 lbs!
- Built using ITP's Advancecast process to exact QS9000 quality specifications.
- Lifetime structural warranty! If you bend it or break it, we will replace it! Buy with confidence!
- Matching SS wheel cap is included.

- INDEX
- WIDE OPEN PARTS
- TIRES & WHEELS**
- BRAKES
- AIR, OIL & FUEL
- BATTERY & ELECTRICAL
- ENGINE
- BEARINGS
- BUSHINGS
- DRIVELINE
- AXLES
- BELTS
- CONTROLS
- TOOLS & CHEMICALS
- EXHAUST
- ACCESSORIES



ITP® SS316 Black Ops

AVAILABLE IN THE FOLLOWING SIZES:	12x7
	14x7

- Style and strength give the SS316 the best of both worlds.
- SS316 uses all-new "Rock Armor" reinforced inner wheel lip to make an already durable wheel even more bulletproof.
- Lifetime structural warranty — buy with confidence!
- Built to handle the demands of todays side-by-side UTVs.
- 1000-lb load rating on both sizes.
- Built using ITP's exclusive Advancecast process to exact QS9000 quality specifications.
- Matte Black with matte clear coat.
- Matching SS wheel cap is included.





ITP® Delta Steel

AVAILABLE IN THE FOLLOWING SIZES:	12x7
	14x7

- ITP is the only ATV/UTV aftermarket tire and wheel source to offer a line of value-minded steel wheels.
- Lightweight D-window center design that's both attractive and strong.
- Precision-rolled rims.
- Two finish options — Powder Coated Silver, Gloss Black.
- **MADE IN THE USA**



INDEX

WIDE OPEN PARTS

TIRES & WHEELS

BRAKES

AIR, OIL & FUEL

BATTERY & ELECTRICAL

ENGINE

BEARINGS

BUSHINGS

DRIVELINE

AXLES

BELTS

CONTROLS

TOOLS & CHEMICALS

EXHAUST

ACCESSORIES



SS212



SS316



HURRICANE



TORNADO



CYCLONE

SS Alloy Aluminum Wheels — 4/110 SRA

	SIZE	OFFSET	BOLT PATTERN	MODEL	FINISH	PART #
Front	12x7	5+2	4/110	SS212	Machined with Black	IT2SS300
Rear	12x7	2+5	4/110	SS212		IT2SS301
Front	14x6	4+2	4/110	SS212		IT4SS300
Rear	14x8	3+5	4/110	SS212		IT4SS301
Front	12x7	5+2	4/110	SS212	Matte Black	IT2SS400
Rear	12x7	2+5	4/110	SS212		IT2SS401
Front	14x6	4+2	4/110	SS212		IT4SS400
Rear	14x8	3+5	4/110	SS212		IT4SS401
Front	12x7	5+2	4/110	SS316	Matte Black	IT54536B
Rear	12x7	2+5	4/110	SS316		IT55536B
Front	14x7	5+2	4/110	SS316		IT60536B
Rear	14x7	2+5	4/110	SS316		IT61536B
Front	12x7	5+2	4/110	Hurricane	Matte Black	IT2RB110
Rear	12x7	2+5	4/110	Hurricane		IT2RB111
Front	14x7	5+2	4/110	Hurricane		IT4RB110
Rear	14x7	2+5	4/110	Hurricane		IT4RB111
Front	14x7	5+2	4/110	Tornado	Matte Black	IT14TN10BX
Rear	14x7	2+5	4/110	Tornado		IT14TN11BX

ITP® wheels continue on the next page.



- INDEX
- WIDE OPEN PARTS
- TIRES & WHEELS**
- BRAKES
- AIR, OIL & FUEL
- BATTERY & ELECTRICAL
- ENGINE
- BEARINGS
- BUSHINGS
- DRIVELINE
- AXLES
- BELTS
- CONTROLS
- TOOLS & CHEMICALS
- EXHAUST
- ACCESSORIES



SS Alloy Aluminum Wheels – 4/110 IRS

	SIZE	OFFSET	BOLT PATTERN	MODEL	FINISH	PART #
F/R	12x7	5+2	4/110	SS212	Machined with Black	IT2SS300
F/R	14x6	4+2	4/110	SS212		IT4SS300
F/R	14x8	5+3	4/110	SS212		IT4SS302
F/R	12x7	5+2	4/110	SS212	Matte Black	IT2SS400
F/R	14x6	4+2	4/110	SS212		IT4SS400
F/R	14x8	5+3	4/110	SS212		IT4SS402
F/R	12x7	5+2	4/110	SS316	Matte Black	IT54536B
F/R	14x7	5+2	4/110	SS316		IT60536B
F/R	12x7	5+2	4/110	Hurricane	Matte Black	IT2RB110
F/R	14x7	5+2	4/110	Hurricane		IT4RB110
F/R	14x7	6+1	4/110	Hurricane		IT4RB129
F/R	14x7	5+2	4/110	Hurricane	Bronze	IT4RZ110
F/R	15x7	5+2	4/110	Hurricane	Matte Black	IT5RB110
F/R	16x7	5+2	4/110	Hurricane		IT6RB110
F/R	14x7	5+2	4/110	Tornado	Matte Black	IT14TN10BX
F/R	15x7	5+2	4/110	Tornado		IT15TN10BX
F/R	14x7	5+2	4/110	Tsunami Beadlock	Matte Black	IT14TSB110
F/R	15x7	5+2	4/110	Tsunami Beadlock		IT15TSB110
F/R	14x7	5+2	4/110	Tsunami Simulated Beadlock		IT14TS110
F/R	15x7	5+2	4/110	Tsunami Simulated Beadlock		IT15TS110
F/R	14x7	5+2	4/110	Cyclone	Matte Black with Machine Face	IT44727B
F/R	15x7	5+2	4/110	Cyclone		IT57727B

INDEX

WIDE OPEN PARTS

TIRES & WHEELS

BRAKES

AIR, OIL & FUEL

BATTERY & ELECTRICAL

ENGINE

BEARINGS

BUSHINGS

DRIVELINE

AXLES

BELTS

CONTROLS

TOOLS & CHEMICALS

EXHAUST

ACCESSORIES

ITP® MAMMOTH MAYHEM » PAGE 22



ITP® wheels continue on the next page.





SS212

SS316

INERTIA



HURRICANE

TORNADO

CYCLONE

SS Alloy Aluminum Wheels – 4/115

	SIZE	OFFSET	BOLT PATTERN	MODEL	FINISH	PART #
F/R	12x7	5+2	4/115	SS212	Machined with Black	IT2SS309
F/R	14x8	5+3	4/115	SS212		IT4SS310
F/R	12x7	5+2	4/115	SS212	Matte Black	IT2SS409
F/R	14x8	5+3	4/115	SS212		IT4SS410
F/R	12x7	5+2	4/115	SS316	Matte Black	IT59536B
F/R	14x7	5+2	4/115	SS316		IT64536B
F/R	12x7	5+2	4/115	Hurricane	Matte Black	IT2RB119
F/R	12x7	6+1	4/115	Hurricane		IT2RB120
F/R	14x7	5+2	4/115	Hurricane		IT4RB119
F/R	15x7	5+2	4/115	Hurricane		IT5RB119
F/R	16x7	5+2	4/115	Hurricane		IT6RB119
F/R	14x7	5+2	4/115	Tornado		Matte Black
F/R	15x7	5+2	4/115	Tornado	IT15TN19BX	
F/R	14x7	5+2	4/115	Tsunami Simulated Beadlock	Matte Black	IT14TS119
F/R	14x7	5+2	4/115	Tsunami Beadlock		IT14TSB119
F/R	15x7	5+2	4/115	Tsunami Beadlock		IT15TSB119

ITP® wheels continue on the next page.



SS Alloy Aluminum Wheels – 4/137 IRS

	SIZE	OFFSET	BOLT PATTERN	MODEL	FINISH	PART #
F/R	12x7	5+2	4/137	SS212		IT2SS306
F/R	14x6	4+2	4/137	SS212	Machined with Black	IT4SS306
F/R	14x8	5+3	4/137	SS212		IT4SS311
F/R	12x7	5+2	4/137	SS212		IT2SS406
F/R	14x6	4+2	4/137	SS212	Matte Black	IT4SS406
F/R	14x8	5+3	4/137	SS212		IT4SS411
F/R	12x7	5+2	4/137	SS316	Matte Black	IT58536B
F/R	14x7	5+2	4/137	SS316		IT63536B
F/R	12x7	5+2	4/137	Hurricane	Matte Black	IT2RB118
F/R	14x7	5+2	4/137	Hurricane		IT4RB118
F/R	14x7	5+2	4/137	Hurricane	Bronze	IT4RZ118
F/R	15x7	5+2	4/137	Hurricane		IT5RB118
F/R	16x7	5+2	4/137	Hurricane	Matte Black	IT6RB118
F/R	17x7	5+2	4/137	Hurricane		IT7RB118
F/R	18x6.5	4+2.5	4/137	Hurricane	Gloss Black/Machined	IT18RM118BX
F/R	18x6.5	4+2.5	4/137	Hurricane	Gloss Black	IT18RB118BX
F/R	18x6.5	4+2.5	4/137	Hurricane	Bronze	IT18RZ118BX
F/R	20x6.5	4+2.5	4/137	Hurricane	Gloss Black/Machined	IT20RM118BX
F/R	20x6.5	4+2.5	4/137	Hurricane	Gloss Black	IT20RM118BX
F/R	20x6.5	4+2.5	4/137	Hurricane	Bronze	IT20RZ118BX
F/R	14x7	5+2	4/137	Tornado	Matte Black	IT14TN18BX
F/R	15x7	5+2	4/137	Tornado		IT15TN18BX
F/R	14x7	5+2	4/137	Tsunami Beadlock		IT14TSB118
F/R	15x7	5+2	4/137	Tsunami Beadlock	Matte Black	IT15TSB118
F/R	14x7	5+2	4/137	Tsunami Simulated Beadlock		IT14TS118
F/R	15x7	5+2	4/137	Tsunami Simulated Beadlock		IT15TS118
F/R	14x7	5+2	4/137	Cyclone	Matte Black with Machine Face	IT45727B
F/R	15x7	5+2	4/137	Cyclone		IT58727B
F/R (+30mm)	14x7	5+2	4/137	Inertia		IT14VB18BX
F/R (+40mm)	14x7	5+2	4/137	Inertia		IT14VB48BX
F/R (+50mm)	14x7	6+1	4/137	Inertia		IT14VB58BX
F/R (+30mm)	15x7	5+2	4/137	Inertia	Matte Black/ Machine	IT15VB18BX
F/R (+40mm)	15x7	5+2	4/137	Inertia		IT15VB48BX
F/R (+50mm)	15x7	6+1	4/137	Inertia		IT15VB58BX

NOTE: ITP Wheels make the Can-Am Renegade 4-inches (2-inches per side) wider than OE.

- INDEX
- WIDE OPEN PARTS
- TIRES & WHEELS**
- BRAKES
- AIR, OIL & FUEL
- BATTERY & ELECTRICAL
- ENGINE
- BEARINGS
- BUSHINGS
- DRIVELINE
- AXLES
- BELTS
- CONTROLS
- TOOLS & CHEMICALS
- EXHAUST
- ACCESSORIES

ITP® wheels continue on the next page.





SS212



SS316



HURRICANE



TORNADO



CYCLONE



INERTIA

- INDEX
- WIDE OPEN PARTS
- TIRES & WHEELS**
- BRAKES
- AIR, OIL & FUEL
- BATTERY & ELECTRICAL
- ENGINE
- BEARINGS
- BUSHINGS
- DRIVELINE
- AXLES
- BELTS
- CONTROLS
- TOOLS & CHEMICALS
- EXHAUST
- ACCESSORIES

ITP® wheels continue on the next page.



SS Alloy Aluminum Wheels – 4/156 IRS

	SIZE	OFFSET	BOLT PATTERN	MODEL	FINISH	PART #
F/R	12x7	4+3	4/156	SS212	Machined with Black	IT2SS303
F/R	14x6	4+2	4/156	SS212		IT4SS303
F/R	14x8	5+3	4/156	SS212		IT4SS305
F/R	12x7	4+3	4/156	SS212	Matte Black	IT2SS403
F/R	14x6	4+2	4/156	SS212		IT4SS403
F/R	14x8	5+3	4/156	SS212		IT4SS405
F/R	12x7	4+3	4/156	SS316	Matte Black	IT56536B
F/R	14x7	4+3	4/156	SS316		IT62536B
F/R	12x7	6+1	4/156	Hurricane	Matte Black	IT2RB112
F/R	12x7	4+3	4/156	Hurricane		IT2RB113
F/R	14x7	4+3	4/156	Hurricane	Bronze	IT4RZ113
F/R	14x7	4+3	4/156	Hurricane	Matte Black	IT4RB113
F/R	14x7	6+1	4/156	Hurricane		IT4RB123
F/R	15x7	4+3	4/156	Hurricane		IT5RB113
F/R	15x7	4+3	4/156	Hurricane	Bronze	IT5RZ113
F/R	16x7	4+3	4/156	Hurricane	Matte Black	IT6RB113
F/R	18x6.5	4+2.5	4/156	Hurricane	Gloss Black/Machined	IT18RM113BX
F/R	18x6.5	4+2.5	4/156	Hurricane	Gloss Black	IT18RB113BX
F/R	18x6.5	4+2.5	4/156	Hurricane	Bronze	IT18RZ118BX
F/R	20x6.5	4+2.5	4/156	Hurricane	Gloss Black/Machined	IT20RM113BX
F/R	20x6.5	4+2.5	4/156	Hurricane	Gloss Black	IT20RB113BX
F/R	20x6.5	4+2.5	4/156	Hurricane	Bronze	IT20RZ113BX
F/R	14x7	4+3	4/156	Tornado	Matte Black	IT14TN13BX
F/R	15x7	4+3	4/156	Tornado		IT15TN13BX
F/R	14x7	4+3	4/156	Tsunami Simulated Beadlock	Matte Black	IT14TS113
F/R	15x7	4+3	4/156	Tsunami Simulated Beadlock		IT15TS113
F/R	14x7	4+3	4/156	Tsunami Beadlock		IT14TSB113
F/R	15x7	4+3	4/156	Tsunami Beadlock		IT15TSB113
F/R	14x7	5+2	4/156	Cyclone	Matte Black with Machine Face	IT46727B
F/R	15x7	5+2	4/156	Cyclone		IT59727B
F/R (+40mm)	14x7	5+2	4/156	Inertia	Matte Black/ Machine Matte Black/ Machine	IT14VB13BX
F/R (+40mm)	15x7	5+2	4/156	Inertia		IT15VB13BX

SS Alloy Aluminum Wheels – 4/4 SRA

	SIZE	OFFSET	BOLT PATTERN	MODEL	FINISH	PART #
Rear	12x7	2+5	4/4	Hurricane	Matte Black	IT2RB114
Rear	12x7	5+2	4/4	Hurricane		IT2RB115
Rear	14x7	2+5	4/4	Hurricane		IT4RB114
Rear	14x7	5+2	4/4	Hurricane		IT4RB115
Rear	14x7	2+5	4/4	Tornado	Matte Black	IT14TN14BX

ITP® wheels continue on the next page.

J&M ATV/UTV SUPPLY, INC. ... OVER 30 YEARS IN THE POWERSPORTS INDUSTRY

BY PHONE: 1-800-367-9603 » BY FAX: 901-377-3392 » ONLINE: WWW.JMATV.COM



- INDEX
- WIDE OPEN PARTS
- TIRES & WHEELS**
- BRAKES
- AIR, OIL & FUEL
- BATTERY & ELECTRICAL
- ENGINE
- BEARINGS
- BUSHINGS
- DRIVELINE
- AXLES
- BELTS
- CONTROLS
- TOOLS & CHEMICALS
- EXHAUST
- ACCESSORIES



Delta Steel

Delta Steel Wheels

	SIZE	OFFSET	BOLT PATTERN	MODEL	FINISH	PART #
F/R	12x7	5+2	4/110	Steel	Silver	IT12F411
Rear	12x7	2+5	4/110	Steel	Silver	IT12R411
F/R	12x7	4+3	4/110	Steel	Silver	IT12F410
F/R	12x7	5+2	4/115	Steel	Silver	IT12F115
F/R	12x7	4+3	4/137	Steel	Silver	IT12F137
Rear	12x7	2+5	4/137	Steel	Silver	IT12R137
F/R	12x7	4+3	4/137 (12mm)	Steel	Silver	IT12F132
F/R	12x7	4+3	4/156	Steel	Silver	IT12T156
Rear	12x7	2+5	4/4	Steel	Silver	IT12R440
F/R	12x7	5+2	4/110	Steel	Black	IT12F511
Rear	12x7	2+5	4/110	Steel	Black	IT12R511
F/R	12x7	4+3	4/110	Steel	Black	IT12F510
Rear	14x7	2+5	4/110	Steel	Black	IT14R511
F/R	14x7	4+3	4/110	Steel	Black	IT14F511
F/R	12x7	2+5	4/4	Steel	Black	IT12R540
F/R	12x7	4+3	4/137	Steel	Black	IT12F537
Rear	12x7	2+5	4/137	Steel	Black	IT12R537
F/R	12x7	4+3	4/137 (12mm)	Steel	Black	IT12F532
F/R	14x7	4+3	4/137	Steel	Black	IT14F137
F/R	14x7	4+3	4/137 (12mm)	Steel	Black	IT14F532
F/R	12x7	4+3	4/156	Steel	Black	IT12T556
F/R	14x7	4+3	4/156	Steel	Black	IT14T556
F/R	14x7	4+3	4/156 (12mm)	Steel	Black	IT14T552
Rear	12x7	2+5	5/4.5	Steel	Black	IT12F545

ITP® tire and wheel applications continue on the next page.

ITP® Tire & Wheel Applications

Tire & wheel applications for ITP® brand tires and wheels.
ITP® tires are individually hand-crafted and proudly **MADE IN THE USA!**



ARCTIC CAT				
MODEL	OEM TIRE SIZE	OEM WHEEL SIZE/PATTERN	WIDE OPEN LUG NUTS	ITP LUG NUTS
250 2WD/4WD, 99-03 (F)	23x8-12	12x7, 4/115	ALUG14BXW	ALUG14BX
250 2WD, 99 (R)	25x10-12	12x7, 4/115	ALUG14BXW	ALUG14BX
250 2WD, 00 (R)	24x9-12	12x7, 4/115	ALUG14BXW	ALUG14BX
250 2WD/4WD, 01 (R)	23x10-12	12x7, 4/115	ALUG14BXW	ALUG14BX
250 2WD/4WD, 02-03 (R)	24x9-12	12x7, 4/115	ALUG14BXW	ALUG14BX
300 2WD/4WD, 98-03 (F)	23x8-12	12x7, 4/115	ALUG14BXW	ALUG14BX
300 2WD/4WD, 98-03 (R)	25x10-12	12x7, 4/115	ALUG14BXW	ALUG14BX
300 2WD/4WD, 13-19 (F)	23x8-12	12x7, 4/115	ALUG14BXW	ALUG14BX
300 2WD/4WD, 13-19 (R)	25x10-12	12x7, 4/115	ALUG14BXW	ALUG14BX
366 2WD/4WD, 07-11 (F)	24x8-12	12x7, 4/115	ALUG14BXW	ALUG14BX
366 2WD/4WD, 07-11 (R)	24x10-12	12x7, 4/115	ALUG14BXW	ALUG14BX
375 2WD/4WD, 02-03 (F)	25x8-12	12x7, 4/115	ALUG14BXW	ALUG14BX
375 2WD/4WD, 02-03 (R)	25x10-12	12x7, 4/115	ALUG14BXW	ALUG14BX
400 2WD/4WD, 98-03 (F)	25x8-12	12x7, 4/115	ALUG14BXW	ALUG14BX
400 2WD/4WD, 98-03 (R)	25x10-12	12x7, 4/115	ALUG14BXW	ALUG14BX
400i 2WD/4WD, 02-08 (F)	25x8-12	12x7, 4/115	ALUG14BXW	ALUG14BX
400i 2WD/4WD, 02-08 (R)	25x11-12	12x7, 4/115	ALUG14BXW	ALUG14BX
450i 4WD 11-16 (F)	25x8-12	12x7, 4/115	ALUG14BXW	ALUG14BX
450i 4WD 11-16 (R)	25x10-12	12x7, 4/115	ALUG14BXW	ALUG14BX
500 4WD, 98-09 (F)	25x8-12	12x7, 4/115	ALUG14BXW	ALUG14BX
500 4WD, 98-09 (R)	25x10-12	12x7, 4/115	ALUG14BXW	ALUG14BX
500 4WD, 13-19 (F)	25x8-12	12x7, 4/115	ALUG14BXW	ALUG14BX
500 4WD, 13-19 (R)	25x10-12	12x7, 4/115	ALUG14BXW	ALUG14BX
550i 4WD, 02-18 (F)	25x8-12	12x7, 4/115	ALUG14BXW	ALUG14BX
550i 4WD, 02-18 (R)	25x10-12	12x7, 4/115	ALUG14BXW	ALUG14BX
570i 4WD, 19-20 (F)	25x8-12	12x7, 4/115	ALUG14BXW	ALUG14BX
570i 4WD, 19-20 (R)	25x10-12	12x7, 4/115	ALUG14BXW	ALUG14BX
650i 4WD, 04-10 (F)	25x8-12	12x7, 4/115	ALUG14BXW	ALUG14BX
650i 4WD, 04-10 (R)	25x10-12	12x7, 4/115	ALUG14BXW	ALUG14BX
700i 4WD, 07-20 (F)	25x8-12	12x7, 4/115	ALUG14BXW	ALUG14BX
700i 4WD, 07-20 (R)	25x10-12	12x7, 4/115	ALUG14BXW	ALUG14BX
1000 Thundercat 08-10 (F)	25x8-12	12x7, 4/115	ALUG14BXW	ALUG14BX
1000 Thundercat 08-10 (R)	25x10-12	12x7, 4/115	ALUG14BXW	ALUG14BX
1000 ATV 4WD, 11-20 (F)	26x9-12	12x7, 4/115	ALUG14BXW	ALUG14BX
1000 ATV 4WD, 11-20 (R)	26x11-12	12x7, 4/115	ALUG14BXW	ALUG14BX
500/650/700/1000 Prowler 06-18 (F)	26x9-14	14X6,4/115	ALUG14BXW	ALUG14BX
500/650/700/1000 Prowler 06-18 (R)	26x11-14	14x8,4-115	ALUG14BXW	ALUG14BX
700 Wild Cat Trail 15-19 (F)	25x8-12	12x7, 4/115	Use OEM Lug Nuts	Use OEM Lug Nuts
700 Wild Cat Trail 15-19 (R)	25x10-12	12x7, 4/115	Use OEM Lug Nuts	Use OEM Lug Nuts
1000 Wild Cat 4WD 12 -19 (F)	26x9-14	14X6,4/115	ALUG14BXW	ALUG14BX
1000 Wild Cat 4WD 12-19 (R)	26x11-14	14x8,4-115	ALUG14BXW	ALUG14BX

***Use Flat Base ALUG15BX / BLUG10BX Lug Nuts on the above applications when using Delta Steel Wheels**

- INDEX
- WIDE OPEN PARTS
- TIRES & WHEELS**
- BRAKES
- AIR, OIL & FUEL
- BATTERY & ELECTRICAL
- ENGINE
- BEARINGS
- BUSHINGS
- DRIVELINE
- AXLES
- BELTS
- CONTROLS
- TOOLS & CHEMICALS
- EXHAUST
- ACCESSORIES

ITP® tire and wheel applications continue on the next page.



ITP® Tire & Wheel Applications

Tire & wheel applications for ITP® brand tires and wheels.
ITP® tires are individually hand-crafted and proudly **MADE IN THE USA!**



CAN-AM

INDEX	MODEL	OEM TIRE SIZE	OEM WHEEL SIZE/PATTERN	WIDE OPEN LUG NUTS	ITP LUG NUTS
WIDE OPEN PARTS	Outlander 330 03-09 (F)	25x8-12	12x7, 4/137	ALUG14BXW	ALUG14BX
	Outlander 330 03-09 (R)	25x11-12	12x7, 4/137	ALUG14BXW	ALUG14BX
	Outlander 400/450 03-14 (F)	25x8-12	12x7, 4/137	ALUG14BXW	ALUG14BX
TIRES & WHEELS	Outlander 400/450 03-14 (R)	25x11-12	12x7, 4/137	ALUG14BXW	ALUG14BX
	Outlander 450/500/570 07-20 (F)	25x8-12	12x7, 4/137	ALUG14BXW	ALUG14BX
	Outlander 450/500/570 07-20 (R)	25x10-12	12x7, 4/137	ALUG14BXW	ALUG14BX
BRAKES	Outlander 650 06-20 (F)	26x8-12	12x7, 4/137	ALUG14BXW	ALUG14BX
	Outlander 650 06-20 (R)	26x11-12	12x7, 4/137	ALUG14BXW	ALUG14BX
AIR, OIL & FUEL	Outlander 800/1000 06-20 (F)	26x8-12	12x7, 4/137	ALUG14BXW	ALUG14BX
	Outlander 800/1000 06-20 (R)	26x11-12	12x7, 4/137	ALUG14BXW	ALUG14BX
BATTERY & ELECTRICAL	Traxter 500 99-05 (F)	25x8-12	12x7, 4/110	ALUG14BXW	ALUG14BX
	Traxter 500 99-05 (R)	25x10-12	12x7, 4/110	ALUG14BXW	ALUG14BX
ENGINE	Quest 500 00-05 (F)	25x8-12	12x7, 4/110	ALUG14BXW	ALUG14BX
	Quest 500 00-05 (R)	25x10-12	12x7, 4/110	ALUG14BXW	ALUG14BX
	Quest 650 00-05 (F)	25x8-12	12x7, 4/110	ALUG14BXW	ALUG14BX
BEARINGS	Quest 650 00-05 (R)	25x10-12	12x7, 4/110	ALUG14BXW	ALUG14BX
	Renegade 500/570/800/850/1000, 07-20 (F)	25x8-12	12x7, 4/137	ALUG14BXW	ALUG14BX
BUSHINGS	Renegade 500/570/800/850/1000, 07-20 (R)	25x10-12	12x7, 4/137	ALUG14BXW	ALUG14BX
	Commander 800/1000 DPS 11-20 (F)	27x9-14	14x7, 4/137	ALUG14BXW	ALUG14BX
DRIVELINE	Commander 800/1000 DPS 11-20 (R)	27x11-14	14x8, 4/137	ALUG14BXW	ALUG14BX
	Defender 500/800/1000 16-20 (F)	25x8-12	12x7, 4/137	ALUG14BXW	ALUG14BX
AXLES	Defender 500/800/1000 16-20 (R)	25x10-12	12x7, 4/137	ALUG14BXW	ALUG14BX
	Defender 800/1000 XT 16-20 (F)	27x9-14	14x7, 4/137	ALUG14BXW	ALUG14BX
	Defender 800/1000 XT 16-20 (R)	27x11-14	14x7, 4/137	ALUG14BXW	ALUG14BX
BELTS	Maverick / Commander 800/1000/X 11-20 (F)	27X9-12	12x7, 4/137	ALUG14BXW	ALUG14BX
	Maverick / Commander 800/1000/X 11-20 (R)	27X11-12	12x7, 4/137	ALUG14BXW	ALUG14BX
CONTROLS	Maverick X3 / Turbo (17-20)	28X9-12	12x7, 4/137	ALUG20BXW	ALUG20BX
	Maverick X3 / Turbo (17-20)	28X11-12	12x7, 4/137	ALUG20BXW	ALUG20BX

***Use Flat Base ALUG15BX / BLUG10BX Lug Nuts on the above applications when using SS212, SS312 or Delta Steel Wheels**

ITP® tire and wheel applications continue on the next page.



TIRES MADE PROUDLY IN THE UNITED STATES



» ALL-NEW & UPDATED FOR 2021 »

Tire & Wheel Quick Reference — AVAILABLE ON JMATV.COM



HONDA

MODEL	OEM TIRE SIZE	OEM WHEEL SIZE/PATTERN	WIDE OPEN LUG NUTS	ITP LUG NUTS
TRX250 Recon, 97-20 (F)	22x7-11	11x6, 4/110	ALUG14BXW	ALUG14BX
TRX250 Recon, 97-20 (R)	22x10-9	9x9, 4/110	ALUG14BXW	ALUG14BX
TRX300 Fourtrax 2WD, 88-92 (F)	23x8-11	11x6, 4/110	ALUG14BXW	ALUG14BX
TRX300 Fourtrax 2WD, 93-00 (F)	23x8-11	11x6, 4/110	ALUG14BXW	ALUG14BX
TRX300 Fourtrax 2WD, 88-00 (R)	25x12-9	9x9, 4/110	ALUG14BXW	ALUG14BX
TRX300 Fourtrax 4WD, 88-00 (F)	23x8-11	11x6, 4/110	ALUG14BXW	ALUG14BX
TRX300 Fourtrax 4WD, 88-00 (R)	24x9-11	11x7, 4/110	ALUG14BXW	ALUG14BX
TRX350 Foreman 86-92 (F)	24x9-11	11x6, 4/110	ALUG14BXW	ALUG14BX
TRX350 Foreman 86-92 (R)	24x9-11	11x7, 4/110	ALUG14BXW	ALUG14BX
TRX350 Rancher 2WD 00-06 (F)	24x8-12	12x7, 4/110	ALUG14BXW	ALUG14BX
TRX350 Rancher 2WD 00-06 (R)	25x11-10	10x8, 4/110	ALUG14BXW	ALUG14BX
TRX350 Rancher 4WD 00-06 (F)	24x8-12	12x7, 4/110	ALUG14BXW	ALUG14BX
TRX350 Rancher 4WD 00-06 (R)	24x9-11	11x7, 4/110	ALUG14BXW	ALUG14BX
TRX400/420 Rancher (SRA) 04-20 (F)	24x8-12	12x7, 4/110	ALUG14BXW	ALUG14BX
TRX400/420 Rancher (SRA) 04-20 (R)	24x10-11	11x7, 4/110	ALUG14BXW	ALUG14BX
TRX420 Rancher (IRS) 09-20 (F)	24x8-12	12x7, 4/110	ALUG14BXW	ALUG14BX
TRX420 Rancher (IRS) 09-20 (R)	24x10-11	11x6, 4/110	ALUG14BXW	ALUG14BX
TRX400 Foreman 95-03 (F)	24x8-11	11x6, 4/110	ALUG14BXW	ALUG14BX
TRX400 Foreman 95-03 (R)	24x10-11	11x7, 4/110	ALUG14BXW	ALUG14BX
TRX450 Foreman 98-04 (F)	25x8-12	12x7, 4/110	ALUG14BXW	ALUG14BX
TRX450 Foreman 98-04 (R)	25x10-12	12x7, 4/110	ALUG14BXW	ALUG14BX
TRX500 Foreman 05-19 (F)	25x8-12	12x7, 4/110	ALUG14BXW	ALUG14BX
TRX500 Foreman 05-19 (R)	25x10-12	12x7, 4/110	ALUG14BXW	ALUG14BX
TRX500 Rubicon 01-19 (F)	25x8-12	12x7, 4/110	ALUG14BXW	ALUG14BX
TRX500 Rubicon 01-19 (R)	25x10-12	12x7, 4/110	ALUG14BXW	ALUG14BX
TRX520 Foreman 20-21 (F)	25x8-12	12x7, 4/110	ALUG14BXW	ALUG14BX
TRX520 Foreman 20-21 (R)	25x10-12	12x7, 4/110	ALUG14BXW	ALUG14BX
TRX520 Rubicon 20-21 (F)	25x8-12	12x7, 4/110	ALUG14BXW	ALUG14BX
TRX520 Rubicon 20-21 (R)	25x10-12	12x7, 4/110	ALUG14BXW	ALUG14BX
TRX650/680 Rincon 03-20 (F)	25x8-12	12x7, 4/110	ALUG14BXW	ALUG14BX
TRX650/680 Rincon 03-20 (R)	25x10-12	12x7, 4/110	ALUG14BXW	ALUG14BX
MUV700 Big Red 09-13 (F/R)	25x10-12	12x7, 4/110	ALUG20BXW	ALUG18BX
SXS500/700 Pioneer 14-18 (F)	25x8-12	12x7, 4/110	ALUG20BXW	ALUG18BX
SXS500/700 Pioneer 14-18 (R)	25x10-12	12x7, 4/110	ALUG20BXW	ALUG18BX
SXS1000 Pioneer 16-18 (F)	27x9-12	12x7, 4/137	ALUG20BXW	ALUG18BX
SXS1000 Pioneer 16-18 (R)	27x11-12	12x7, 4/137	ALUG20BXW	ALUG18BX
SXS1000 Talon 19-21 (F)	28x9-15	12x7, 4/137	ALUG20BXW	ALUG18BX
SXS1000 Talon 19-21 (R)	28x11-15	12x7, 4/137	ALUG20BXW	ALUG18BX

INDEX

WIDE OPEN PARTS

TIRES & WHEELS

BRAKES

AIR, OIL & FUEL

BATTERY & ELECTRICAL

ENGINE

BEARINGS

BUSHINGS

DRIVELINE

AXLES

BELTS


CONTROLS

TOOLS & CHEMICALS

EXHAUST

ACCESSORIES

ITP® tire and wheel applications continue on the next page.





KAWASAKI

MODEL	OEM TIRE SIZE	OEM WHEEL SIZE/PATTERN	WIDE OPEN LUG NUTS	ITP LUG NUTS
KLF250 Bayou 2WD 03-12 (F)	21x8-9	9x6,4/110	ALUG14BXW	ALUG14BX
KLF250 Bayou 2WD 03-12(R)	22x10-10	10x8,4/137	ALUG14BXW	ALUG14BX
KLF300 Bayou 2WD, 85-05 (F)	22x9-10	10x6, 4/137	ALUG14BXW	ALUG14BX
KLF300 Bayou 2WD, 85-05 (R)	24x11-10	10x8, 4/137	ALUG14BXW	ALUG14BX
KVF300 Brute Force 14-20 (F)	22x7-10	10x5, 4/144	ALUG14BXW	ALUG14BX
KVF300 Brute Force 14-20 (R)	22x10-10	10x8, 4/110	ALUG14BXW	ALUG14BX
KVF300 Prairie 2WD/4WD, 99-05 (F)	25x8-12	12x7, 4/137	ALUG14BXW	ALUG14BX
KVF300 Prairie 2WD/4WD, 99-05 (R)	25x11-10	10x8, 4/137	ALUG14BXW	ALUG14BX
KVF360 Prairie 03-13 (F)	25x8-12	12x7, 4/137	ALUG14BXW	ALUG14BX
KVF360 Prairie 03-13 (R)	25x10-12	12x7, 4/137	ALUG14BXW	ALUG14BX
KVF400 Prairie 97-05 (F)	25x8-12	12x7, 4/137	ALUG14BXW	ALUG14BX
KVF400 Prairie 97-05 (R)	25x12-10	10x8, 4/137	ALUG14BXW	ALUG14BX
KLF400 Bayou 93-05 (F)	24x8-11	11x6, 4/137	ALUG14BXW	ALUG14BX
KLF400 Bayou 93-05 (R)	24x10-11	11x7, 4/137	ALUG14BXW	ALUG14BX
KVF650/700 Prairie 02-06 (F)	25x8-12	12x7, 4/137	ALUG14BXW	ALUG14BX
KVF650/700 Prairie 02-06 (R)	25x10-12	12x7, 4/137	ALUG14BXW	ALUG14BX
KVF650 Brute Force (SRA) 03-13 (F)	25x8-12	12x7, 4/137	ALUG14BXW	ALUG14BX
KVF650 Brute Force (SRA) 03-13 (R)	25x10-12	12x7, 4/137	ALUG14BXW	ALUG14BX
KVF650i Brute Force (IRS) 06-13 (F)	25x8-12	12x7, 4/110	ALUG14BXW	ALUG14BX
KVF650i Brute Force (IRS) 06-13 (R)	25x10-12	12x7, 4/110	ALUG14BXW	ALUG14BX
KVF750i Brute Force 05-20 (F)	25x8-12	12x7, 4/110	ALUG14BXW	ALUG14BX
KVF750i Brute Force 05-20 (R)	25x10-12	12x7, 4/110	ALUG14BXW	ALUG14BX
KRF/KRT750/800 Teryx 09-20 (F)	25x8-12	12x7, 4/137	ALUG21BXW	ALUG19BX
KRF/KRT750/800 Teryx 09-20 (R)	25x10-12	12x7, 4/137	ALUG21BXW	ALUG19BX
KRF1000 KRX Teryx 20-21 (F/R)	31x10-15	15x7, 4/137	ALUG21BXW	ALUG21BX
Mule 610 09-16 (F)	24x9-10	10x8.5, 4/137	ALUG14BXW	ALUG14BX
Mule 610 09-16 (R)	24x11-10	10x8.5, 4/137	ALUG14BXW	ALUG14BX
Mule XC 12-20 (F/R)	26x9-12	12x7, 4/137	ALUG14BXW	ALUG14BX
Mule 2500/3000/4000/4010 (F/R)	23x11-10	10x8, 4/137	ALUG21BXW	ALUG19BX
Mule PRO DX/DXT/FX/FXR/FXT 15-20 (F)	26x9-12	12x7 4/156	ALUG21BXW	ALUG21BX
Mule PRO DX/DXT/FX/FXR/FXT 15-20 (R)	26x11-12	12x8 4/156	ALUG21BXW	ALUG21BX

SUZUKI

MODEL	OEM TIRE SIZE	OEM WHEEL SIZE/PATTERN	WIDE OPEN LUG NUTS	ITP LUG NUTS
300 4WD King Quad, 91-03 (F)	24x8-11	11x6, 4/140	ALUG14BXW	ALUG14BX
300 4WD King Quad, 91-03 (R)	25x10-12	12x7, 5/160	ALUG14BXW	ALUG14BX
Eiger 400 2WD/4WD, 02-07 (F)	25x8-12	12x7, 4/110	ALUG14BXW	ALUG14BX
Eiger 400 2WD/4WD, 02-07 (R)	25x12-12	12x7, 4/110	ALUG14BXW	ALUG14BX
King Quad 400/500 4WD, 09-20 (F)	25x8-12	12x7, 4/110	ALUG14BXW	ALUG14BX
King Quad 400/500 4WD, 09-20 (R)	25x12-12	12x7, 4/110	ALUG14BXW	ALUG14BX
King Quad 450 4WD, 07-09 (F)	25x8-12	12x7, 4/110	ALUG14BXW	ALUG14BX
King Quad 450 4WD, 07-09 (R)	25x10-12	12x7, 4/110	ALUG14BXW	ALUG14BX
Quadrunner 500 98-02 (F)	25x8-12	12x7, 4/90	ALUG14BXW	ALUG14BX
Quadrunner 500 98-02 (R)	25x10-12	12x8, 4/90	ALUG14BXW	ALUG14BX
Vinson 500 4WD, 02-06 (F)	25x8-12	12x7, 4/110	ALUG14BXW	ALUG14BX
Vinson 500 4WD, 02-06 (R)	25x10-12	12x7, 4/110	ALUG14BXW	ALUG14BX
Twin Peaks 700 4WD, 04-06 (F)	25x8-12	12x7, 4/137	ALUG14BXW	ALUG14BX
Twin Peaks 700 4WD, 04-06 (R)	25x10-12	12x7,4/137	ALUG14BXW	ALUG14BX
King Quad 700/750 4WD, 06-20 (F)	25x8-12	12x7,4/110	ALUG14BXW	ALUG14BX
King Quad 700/750 4WD, 06-20 (R)	25x10-12	12x7,4/110	ALUG14BXW	ALUG14BX

ITP® tire and wheel applications continue on the next page.



POLARIS				
MODEL	OEM TIRE SIZE	OEM WHEEL SIZE/PATTERN	WIDE OPEN LUG NUTS	ITP LUG NUTS
RZR 170 '09-20 (F)	19x7-8	8x6, 4/110	ALUG13BXW	ALUG13BX
RZR 170 '09-20 (R)	20x10-9	9x8, 4/110	ALUG13BXW	ALUG13BX
Ace 325/500/570/900 14-19 (F)	25x8-12	12x7, 4/156	ALUG13BXW	ALUG13BX
Ace 325/500/570/900 14-19 (R)	25x10-12	12x7, 4/156	ALUG13BXW	ALUG13BX
Sportsman 335 4WD, 99-08 (F)	23x7-10	10x5, 4/156	ALUG13BXW	ALUG13BX
Sportsman 335 4WD, 99-08 (R)	24x11-10	10x8, 4/156	ALUG13BXW	ALUG13BX
Sportsman 400/Magnum 4WD 425L,95-98 (F)	25x8-12	12x7, 4/156	ALUG13BXW	ALUG13BX
Sportsman 400/Magnum 4WD 425L,95-98 (R)	25x11-10	10x8, 4/4	ALUG13BXW	ALUG13BX
Sportsman 400 4WD, 01-04 (F)	25x8-12	12x7, 4/156	ALUG13BXW	ALUG13BX
Sportsman 400 4WD, 01-04 (R)	25x11-10	10x8, 4/156	ALUG13BXW	ALUG13BX
Sportsman 300/400/500/600/700/800 02-14 (F)	25/26x8-12	12x7, 4/156	ALUG13BXW	ALUG13BX
Sportsman 300/400/500/600/700/800 02-14 (R)	25/26x10-12	12x7, 4/156	ALUG13BXW	ALUG13BX
Sportsman 450/HO 16-20 (F)	24x8-12	12x7, 4/156	ALUG13BXW	ALUG13BX
Sportsman 450/HO 16-20 (R)	24x10-12	12x7, 4/156	ALUG13BXW	ALUG13BX
Sportsman 570 15-20 (F)	25x8-12	12x7, 4/156	ALUG13BXW	ALUG13BX
Sportsman 570 15-20 (R)	25x10-12	12x7, 4/156	ALUG13BXW	ALUG13BX
Sportsman XP 550/850/1000 4WD 09-20 (F)	26x8-14	14x6, 4/156	ALUG14BXW	ALUG14BX
Sportsman XP 550/850/1000 4WD 09-20 (R)	26x10-14	14x8, 4/156	ALUG14BXW	ALUG14BX
Scrambler XP 850/1000 4WD 13-20 (F)	26x8-14	14x6, 4/156	ALUG14BXW	ALUG14BX
Scrambler XP 850/1000 4WD 13-20 (R)	26x10-14	14x8, 4/156	ALUG14BXW	ALUG14BX
Ranger 500, 98-03 (F)	25x10-12	12x7, 4/156	ALUG13BXW	ALUG13BX
Ranger 500, 98-03 (R)	25x11-10	10x8, 4/156	ALUG13BXW	ALUG13BX
Ranger 500/700, 04-09 (F)	25x10-12	12x7, 4/156	ALUG13BXW	ALUG13BX
Ranger 500/700, 04-09 (R)	25x11-12	12x7, 4/156	ALUG13BXW	ALUG13BX
Ranger 500 2WD 17-18 (F)	24x8-12	12x7, 4/156	ALUG13BXW	ALUG13BX
Ranger 500 2WD 17-18 (R)	24x9-12	12x7, 4/156	ALUG13BXW	ALUG13BX
Ranger 500 4WD 19-20 (F)	25x8-12	12x7, 4/156	ALUG13BXW	ALUG13BX
Ranger 500 4WD 19-20 (R)	25x10-12	12x7, 4/156	ALUG13BXW	ALUG13BX
Ranger ETX 10-18 (F)	25x10-12	12x7, 4/156	ALUG13BXW	ALUG13BX
Ranger ETX 10-18 (R)	25x11-12	12x7, 4/156	ALUG13BXW	ALUG13BX
Ranger EV 13-20 (F&R)	25x9-12	12x7, 4/156	ALUG13BXW	ALUG13BX
Ranger 800, 10-14 (F)	25x9-12	12x7, 4/156	ALUG13BXW	ALUG13BX
Ranger 800, 10-14 (R)	25x10-12	12x7, 4/156	ALUG13BXW	ALUG13BX
Ranger 570 Mid Size 14-20 (F)	25x8-12	12x7, 4/156	ALUG13BXW	ALUG13BX
Ranger 570 Mid Size 14-20 (R)	25x11-12	12x7, 4/156	ALUG13BXW	ALUG13BX
Ranger 570 Full Size 15-16 (900 body style) (F)	25x8-12	12x7, 4/156	ALUG20BXW	ALUG20BX
Ranger 570 Full Size 15-16 (900 body style) (R)	25x11-12	12x7, 4/156	ALUG20BXW	ALUG20BX
Ranger 570 Full Size 16-20 (800 body style) (F)	25x8-12	12x7, 4/156	ALUG13BXW	ALUG13BX
Ranger 570 Full Size 16-20 (800 body style) (R)	25x11-12	12x7, 4/156	ALUG13BXW	ALUG13BX
Ranger 900 XP/Diesel 11-18 (F)	25x10-12	12x7, 4/156	ALUG20BXW	ALUG20BX
Ranger 900 XP/Diesel 11-18 (R)	25x11-12	12x7, 4/156	ALUG20BXW	ALUG20BX
RZR, 570 12-20 (F)	25x8-12	12x7, 4/156	ALUG13BXW	ALUG13BX
RZR 570 12-20 (R)	25x10-12	12x7, 4/156	ALUG13BXW	ALUG13BX
RZR 800 08-14 (F)	25x8-12	12x7, 4/156	ALUG13BXW	ALUG13BX
RZR 800 08-14 (R)	25x10-12	12x7, 4/156	ALUG13BXW	ALUG13BX
RZR 900 XP, 11-14 (F)	27x9-12	12x7, 4/156	ALUG13BXW	ALUG13BX
RZR 900 XP, 11-14 (R)	27x11-12	12x7, 4/156	ALUG13BXW	ALUG13BX
RZR 900 15-20 (F)	26x8-12	12x7, 4/156	ALUG20BXW	ALUG20BX
RZR 900 15-20 (R)	26x9-12	12x7, 4/156	ALUG20BXW	ALUG20BX
Ranger 1000/XP/Diesel 18-20 (F)	26x9-12	12x7, 4/156	ALUG20BXW	ALUG20BX
Ranger 1000/XP/Diesel 18-20 (R)	26x11-12	12x7, 4/156	ALUG20BXW	ALUG20BX
RZR 1000 (all models) 14-20 (F)	29x9-14	14x6, 4/156	ALUG20BXW	ALUG20BX
RZR 1000 (all models) 14-20 (R)	29x11-14	14x8, 4/156	ALUG20BXW	ALUG20BX
General 1000 16-20 (F)	27x9-14	14x7,4/156	ALUG20BXW	ALUG20BX
General 1000 16-20 (R)	27x11-14	14x7,4/156	ALUG20BXW	ALUG20BX

- INDEX
- WIDE OPEN PARTS
- TIRES & WHEELS**
- BRAKES
- AIR, OIL & FUEL
- BATTERY & ELECTRICAL
- ENGINE
- BEARINGS
- BUSHINGS
- DRIVELINE
- AXLES
- BELTS
- CONTROLS
- TOOLS & CHEMICALS
- EXHAUST
- ACCESSORIES



ITP® tire and wheel applications continue on the next page.



YAMAHA

MODEL	OEM TIRE SIZE	OEM WHEEL SIZE/PATTERN	WIDE OPEN LUG NUTS	ITP LUG NUTS
INDEX	YFM350/450 Wolverine, 95-11 (F)	23x8-12	12x7, 4/110	ALUG14BXW ALUG14BX
	YFM350/450 Wolverine, 95-11 (R)	23x10-12	12x7, 4/110	ALUG14BXW ALUG14BX
WIDE OPEN PARTS	YFM350 Big Bear 2WD, 96-05 (F)	25x8-12	12x7, 4/110	ALUG14BXW ALUG14BX
	YFM350 Big Bear 2WD, 96-99 (R)	25x12-9	9x9, 4/110	ALUG14BXW ALUG14BX
TIRES & WHEELS	YFM350 Big Bear 2WD, 00-05 (R)	23x10-10	10x8, 4/110	ALUG14BXW ALUG14BX
	YFM350/400 Big Bear 4WD, 87-06 (F)	25x8-12	12x7, 4/110	ALUG14BXW ALUG14BX
	YFM350/400 Big Bear 4WD, 87-06 (R)	25x10-12	12x7, 4/110	ALUG14BXW ALUG14BX
BRAKES	YFM350/450 Grizzly 4WD, 07-15 (F) IRS	25x8-12	12x7, 4/110	ALUG14BXW ALUG14BX
	YFM350/450 Grizzly 4WD, 07-15 (R) IRS	25x10-12	12x7, 4/110	ALUG14BXW ALUG14BX
AIR, OIL & FUEL	YFM350 Bruin 4WD 06,06 (F)	25x8-12	12x7, 4/110	ALUG14BXW ALUG14BX
	YFM350 Bruin 4WD 06,06 (R)	25x10-12	12x7, 4/110	ALUG14BXW ALUG14BX
BATTERY & ELECTRICAL	YFM400 Big Bear 4WD, 07-11 (F) IRS	25x8-12	12x7, 4/110	ALUG14BXW ALUG14BX
	YFM400 Big Bear 4WD, 07-11 (R) IRS	25x10-12	12x7, 4/110	ALUG14BXW ALUG14BX
	YFM400 Kodiak 2WD, 93-04 (F)	25x8-12	12x7, 4/110	ALUG14BXW ALUG14BX
ENGINE	YFM400 Kodiak 2WD, 93-04 (R)	25x10-12	12x7, 4/110	ALUG14BXW ALUG14BX
	YFM400/450 Kodiak 93-04 (F)	25x8-12	12x7, 4/110	ALUG14BXW ALUG14BX
	YFM400/450 Kodiak 93-04 (R)	25x10-12	12x7, 4/110	ALUG14BXW ALUG14BX
BEARINGS	YFM400/450 Kodiak 05-06 (F)	25x8-12	12x7, 4/110	ALUG14BXW ALUG14BX
	YFM400/450 Kodiak 05-06 (R)	25x10-12	12x7, 4/110	ALUG14BXW ALUG14BX
BUSHINGS	YFM450 Kodiak 18-21 (F)	25x8-12	12x7, 4/110	ALUG14BXW ALUG14BX
	YFM450 Kodiak 18-21 (R)	25x10-12	12x7, 4/110	ALUG14BXW ALUG14BX
DRIVELINE	YFM550 Grizzly IRS 09-15 (F)	25x8-12	12x7, 4/110	ALUG14BXW ALUG14BX
	YFM550 Grizzly IRS 09-15 (R)	25x10-12	12x7, 4/110	ALUG14BXW ALUG14BX
	YFM600 Grizzly 98 (F)	25x8-12	12x7, 4/110	ALUG14BXW ALUG14BX
AXLES	YFM600 Grizzly 98 (R)	25x10-10	10x8, 4/110	ALUG14BXW ALUG14BX
	YFM 600 Grizzly 99-01 (F)	25x8-12	12x7, 4/110	ALUG14BXW ALUG14BX
BELTS	YFM600 Grizzly 99-01 (R)	25x10-12	12x7, 4/110	ALUG14BXW ALUG14BX
	YFM660 Grizzly 02-08 (F)	25x8-12	12x7, 4/110	ALUG14BXW ALUG14BX
	YFM660 Grizzly 02-08 (R)	25x10-12	12x7, 4/110	ALUG14BXW ALUG14BX
CONTROLS	YFM700 Grizzly 07-21 (F)	25x8-12	12x7, 4/110	ALUG14BXW ALUG14BX
	YFM700 Grizzly 07-21 (R)	25x10-12	12x7, 4/110	ALUG14BXW ALUG14BX
TOOLS & CHEMICALS	YFM700 Kodiak 16-21 (F)	25x8-12	12x7, 4/110	ALUG14BXW ALUG14BX
	YFM700 Kodiak 16-21 (R)	25x10-12	12x7, 4/110	ALUG14BXW ALUG14BX
	YXR450/660/700 Rhino 04-13 (F)	25x8-12	12x7, 4/110	ALUG14BXW ALUG14BX
EXHAUST	YXR450/660/700 Rhino 04-13 (R)	25x10-12	12x7, 4/110	ALUG14BXW ALUG14BX
	YXM700 Viking 700 14-21 (F)	25x8-12	12x7, 4/110	ALUG21BXW ALUG19BX
ACCESSORIES	YXM700 Viking 700 14-21 (R)	25x10-12	12x7, 4/110	ALUG21BXW ALUG19BX
	YXE700 Wolverine R Spec 16-18 (F)	26x8-12	12x7, 4/110	ALUG21BXW ALUG19BX
	YXE700 Wolverine R Spec 16-18 (R)	26x10-12	12x7, 4/110	ALUG21BXW ALUG19BX
	YXE/YXF850 Wolverine R Spec 18-20 (F)	26x8-12	12x7, 4/110	ALUG21BXW ALUG19BX
	YXE/YXF850 Wolverine R Spec 18-20 (R)	26x10-12	12x7, 4/110	ALUG21BXW ALUG19BX
	YXE/YXF1000 Wolverine R Max 2021 (F)	29x9-14	14x7, 4/156	ALUG21BXW ALUG19BX
	YXE/YXF1000 Wolverine R Max 2021 (R)	29x11-14	14x7, 4/156	ALUG21BXW ALUG19BX
	YXZ1000R 4WD 16-18 (F)	27x9-14	14x7, 4/110	ALUG21BXW ALUG19BX
	YXZ1000R 4WD 16-18 (R)	27x11-14	14x7, 4/110	ALUG21BXW ALUG19BX
	YXZ1000R 4WD 19-21 (F)	29x9-14	14x7, 4/156	ALUG21BXW ALUG19BX
	YXZ1000R 4WD 19-21 (R)	29x11-14	14x7, 4/156	ALUG21BXW ALUG19BX

ITP® tire and wheel applications continue on the next page.

Wheel Spacers & Lugs by Wide Open

Wide Open wheel spacers are made from 6061 billet aluminum for strength and durability. These wheel spacers create a wider stance, adding stability while increasing safety at the same time. They allow for larger tires without rubbing shocks, struts, or exhaust pipes. Installation is quick and easy.



Each part number is sold as a pair and lug nuts are included.



SW11010W



SW11015W



SW13710W



SW13715W



SW15610W



SW15620W

BOLT PATTERN	1" SPACER #	1.5" SPACER #	2" SPACER #
4/110 (10mmx1.25)	SW11010W	SW11015W	SW11020W
4/137 (10mmx1.25)	SW13710W	SW13715W	SW13720W
4/137 (12mmx1.5)	SW13710W12*	SW13715W12*	SW13720W12*
4/156 (3/8x24)	SW15610W	SW15615W	SW15620W
4/156 (12mmx1.5)	SW15610W12	SW15615W12	SW15620W12

* Will not fit Kawasaki Teryx

Wheel Adapters by Wide Open

BOLT PATTERN	1" SPACER #	1.5" SPACER #	2" SPACER #
ADAPTS 4/110 TO 4/137	SW11013710W		
ADAPTS 4/137 TO 4/156	SW13715610W		
ADAPTS 4/156 TO 4/137	SW15613710W		

- INDEX
- WIDE OPEN PARTS
- TIRES & WHEELS**
- BRAKES
- AIR, OIL & FUEL
- BATTERY & ELECTRICAL
- ENGINE
- BEARINGS
- BUSHINGS
- DRIVELINE
- AXLES
- BELTS
- CONTROLS
- TOOLS & CHEMICALS
- EXHAUST
- ACCESSORIES

» ALL-NEW & UPDATED FOR 2021 »

Tire & Wheel Quick Reference — AVAILABLE ON JMATV.COM



Lug Nuts and Center Caps

DESCRIPTION	PART #
STEEL 4/110 CHROME CAP	SM1300
STEEL 4/110 BLACK CAP	SM1300B
SS ALLOY 4/110 & 4/115 CHROME CAP	P110SS
SS ALLOY 4/110 & 4/115 CHROME CAP	B110SS
SS ALLOY 4/137 CHROME CAP	P137SS
SS ALLOY 4/156 CHROME CAP	P156SS
SS ALLOY SS312 & S6 MACH/BLACK CAP -- 4/110 & 4/115	C110SS
SS ALLOY SS312 & S6 MACH/BLACK CAP -- 4/137	C137SS
SS ALLOY SS312 & S6 MACH/BLACK CAP -- 4/156	C156SS
STORM SERIES CENTER CAP BLACK 4/110 4/115 4/137 4/156	C110ITP
STORM SERIES CENTER CAP BLACK 4/4	C441ITP
LUG NUTS ARE SOLD AS SETS OF 16	
3/8"-24 TP TAPERED CHROME LUG NUT	ALUG13BXW 16 PCS.
3/8"-24 TP TAPERED BLACK LUG NUT	BLUG13BXW 16 PCS.
3/8"-24 TP FLAT BASE CHROME LUG NUT	ALUG11BX 16 PCS.
10mm x 1.25 TP TAPERED CHROME LUG NUT (USES14MM SOCKET)	ALUG14BXW 16 PCS.
10mm x 1.25 TP TAPERED BLACK LUG NUT (USES14MM SOCKET)	BLUG14BXW 16 PCS.
10mm x 1.25 TP FLAT BASE CHROME LUG NUT	ALUG15BX 16 PCS.
10mm x 1.25 TP TAPERED OEM STYLE LUG NUT (OPEN END)	L250W EA.
10mm x 1.25 TP FLAT BASE OEM STYLE LUG NUT (OPEN END)	BLUG10BX 16 PCS.
10mm x 1.25 TP TAPERED BLACK LUG NUT (USES 17MM SOCKET)	BLUG11BX 16 PCS.
10mm x 1.50 TP TAPERED CHROME LUG NUT (USES 17MM SOCKET)	ALUG17BX 16 PCS.
12mm x 1.25 TP TAPERED CHROME LUG NUT	ALUG19BX 16 PCS.
12mm x 1.25 TP FLAT BASE CHROME LUG NUT	ALUG16BX 16 PCS.
12mm x 1.50 TP TAPERED CHROME LUG NUT	ALUG18BX 16 PCS.
12mm x 1.50 SPLINED 60 TAPERED LUG CHROME (W/ KEY TOOL)	ALUG20BXW 16 PCS.
12mm x 1.50 SPLINED 60 TAPERED LUG BLACK (W/ KEY TOOL)	BLUG20BXW 16 PCS.
12mm x 1.25 SPLINED 60 TAPERED LUG CHROME (W/ KEY TOOL)	ALUG21BXW 16 PCS.
12mm x 1.25 SPLINED 60 TAPERED LUG BLACK (W/ KEY TOOL)	BLUG21BXW 16 PCS.
REPLACEMENT KEY TOOL FOR USE WITH ALUG20BX ALUG21BX	ALUGKEY
VALVE STEM	TV001 EA.
VALVE STEM	TV020 20 PCS.



ITP® SS CENTER CAP



ITP® LUG NUT SET



ITP® BLACK LUG NUT SET



L250W



TV001

WHEEL STUD & NUT KITS BY ALLBALLS

Wheel Stud & Nut Kits by All Balls



ARCTIC CAT											
MODEL	YEARS	WHEEL STUD & NUT KIT		WHEEL STUD & NUT KIT		MODEL	YEARS	WHEEL STUD & NUT KIT		WHEEL STUD & NUT KIT	
		FRONT #	REAR #	L REAR #	R REAR #			FRONT #	REAR #	L REAR #	R REAR #
50 Y-6	2004 - 2006	WK1010	WK1010			450 H1	2010	WK1114	WK1114		
90 2-Stroke	2002 - 2004	WK1010	WK1010			450i GT EFI	2012	WK1116	WK1116		
90 4-Stroke	2004 - 2005	WK1010	WK1010			450i TRV EFI	2011 - 2012	WK1114	WK1114		
150 Utility	2009 - 2018		WK1043			450i TRV GT EFI	2012	WK1116	WK1116		
250 2x4	1999 - 2000	WK1010	WK1010			Alterra 450	2016	WK1114	WK1114		
250 2x4	2001 - 2002	WK1113	WK1113			XC 450	2011 - 2017	WK1117	WK1117		
250 2x4	2003		WK1114			454 2x4	1997 - 1998	WK1010	WK1010		
250 2x4	2004 - 2005	WK1114	WK1114			454 4x4	1996 - 1998	WK1010	WK1010		
250 2x4	2006 - 2009	WK1043	WK1043			500 4x4	1998 - 1999	WK1010	WK1010		
250 4x4	2001 - 2002	WK1113	WK1113			500 4x4 w/AT	2000 - 2002	WK1113			
250 4x4	2003 - 2005	WK1114	WK1114			500 4x4 w/MT	2000	WK1010	WK1010		
250 DVX	2006 - 2008	WK1043	WK1043			500 4x4 w/MT	2001	WK1113			
300 2x4	1998 - 2000	WK1010	WK1010			500 EFI 4x4 w/AT	2013 - 2017	WK1114	WK1114		
300 2x4	2001 - 2002	WK1113	WK1113			500 FIS 4x4 w/AT	2002 - 2003	WK1114			
300 2x4	2003 - 2004	WK1114	WK1114			500 FIS 4x4 w/AT	2004 - 2009	WK1114	WK1114		
300 2x4	2010 - 2016	WK1043	WK1043			500 FIS 4x4 w/MT	2003	WK1114			
300 4x4	1998 - 2000	WK1010	WK1010			500 FIS 4x4 w/MT	2004 - 2009	WK1114	WK1114		
300 4x4	2001 - 2002	WK1113	WK1113			500 FIS TBX 4x4	2002	WK1113	WK1113		
300 4x4	2003 - 2005	WK1114	WK1114			500 FIS TBX 4x4	2003 - 2006	WK1114	WK1114		
300 DVX	2009 - 2015	WK1043	WK1043			500 FIS TRV 4x4	2003 - 2008	WK1114	WK1114		
Alterra 300	2017 - 2018	WK1043	WK1043			500 TRV	2013 - 2015	WK1114	WK1114		
350 CR	2012	WK1114	WK1114			500 XR	2015	WK1114	WK1114		
350 Utility 4x4	2011	WK1114	WK1114			500 XT EFI	2013	WK1116	WK1116		
366 FIS w/AT	2008 - 2010	WK1114	WK1114			Alterra 500	2017 - 2018	WK1114	WK1114		
366 SE FIS w/AT	2011	WK1114	WK1114			Alterra 500 XT	2016	WK1118	WK1118		
375 2x4 w/AT	2002	WK1113	WK1113			Alterra TRV 500	2017	WK1114	WK1114		
375 4x4 w/AT	2002	WK1113	WK1113			Prowler 500	2017 - 2018				
400 2x4	1998 - 2000	WK1010	WK1010			Prowler 500 HDX	2014 - 2015	WK1114	WK1114		
400 2x4	2001	WK1113				Prowler 500 HDX LTD	2014	WK1116	WK1116		
400 4x4	1998 - 2000	WK1010	WK1010			Prowler 500 HDX XT	2014 - 2017	WK1116	WK1116		
400 4x4	2014 - 2015	WK1114	WK1114			550 EFI 4x4	2012 - 2014	WK1114	WK1114		
400 4x4 w/AT	2003 - 2004	WK1114				550 GT EFI 4x4	2012	WK1116	WK1116		
400 4x4 w/MT	2001	WK1113	WK1113			550 H1 FIS 4x4	2009 - 2011	WK1114	WK1114		
400 4x4 w/MT	2002	WK1113				550 H1 FIS 4x4 LTD	2009	WK1116	WK1116		
400 4x4 w/MT	2003 - 2004	WK1114				550 LTD EFI	2012 - 2014	WK1116	WK1116		
400 DVX	2004 - 2005	WK1035	WK1040			550 TRV 4x4 w/AT	2009 - 2011	WK1114	WK1114		
400 DVX	2006	WK1035				550 TRV Cruiser	2012	WK1116	WK1116		
400 FIS 2x4 w/AT	2003		WK1114			550 TRV GT	2011 - 2012	WK1116	WK1116		
400 FIS 2x4 w/AT	2004	WK1114	WK1114			550 TRV LTD	2009 - 2015	WK1116	WK1116		
400 FIS 2x4 w/MT	2003		WK1114			550 TRV XT	2013 - 2015	WK1116	WK1116		
400 FIS 2x4 w/MT	2004	WK1114	WK1114			550 XR	2015	WK1114	WK1114		
400 FIS 4x4 TRV	2006 - 2014	WK1114	WK1114			550 XR LTD	2015	WK1118	WK1118		
400 FIS 4x4 w/AT	2003 - 2014	WK1114	WK1114			550 XR XT	2015	WK1118	WK1118		
400 FIS 4x4 w/AT LTD	2007	WK1116	WK1116			550 XT EFI 4x4	2013 - 2014	WK1116	WK1116		
400 FIS 4x4 w/MT	2002 - 2008	WK1114	WK1114			Alterra 550	2016	WK1114	WK1114		
400 TBX 4x4	2004 - 2006	WK1114	WK1114			Alterra 550 XT	2016	WK1118	WK1118		
400 VP 4x4 w/AT	2005 - 2006	WK1114	WK1114			Alterra TRV 550 XT EPS	2017	WK1118	WK1118		
400 VP 4x4 w/MT	2005 - 2006	WK1114	WK1114			Prowler 550	2009	WK1114	WK1114		
Alterra 400	2016 - 2017	WK1114	WK1114			Prowler 550 XT	2010 - 2015	WK1116	WK1116		
425 4x4	2011	WK1114	WK1114			650 4x4 H1	2007 - 2011	WK1114	WK1114		
450 4x4	2013 - 2015	WK1114	WK1114			650 4x4 w/AT V2	2004 - 2006	WK1114	WK1114		
						650 H1 LTD	2005	WK1117	WK1117		

All Balls Racing wheel stud & nut kit applications continue on the next page.

PLACE YOUR ORDER WITH US ...

BY PHONE: 1-800-367-9603 » BY FAX: 901-377-3392 » ONLINE: WWW.JMATV.COM

- INDEX
- WIDE OPEN PARTS
- TIRES & WHEELS**
- BRAKES
- AIR, OIL & FUEL
- BATTERY & ELECTRICAL
- ENGINE
- BEARINGS
- BUSHINGS
- DRIVELINE
- AXLES
- BELTS
- CONTROLS
- TOOLS & CHEMICALS
- EXHAUST
- ACCESSORIES



WHEEL STUD & NUT KITS BY ALLBALLS



ARCTIC CAT

INDEX	MODEL	YEARS	WHEEL STUD & NUT KIT		WHEEL STUD & NUT KIT		MODEL	YEARS	WHEEL STUD & NUT KIT		WHEEL STUD & NUT KIT	
			FRONT #	REAR #	L REAR #	R REAR #			FRONT #	REAR #	L REAR #	R REAR #
	650 H1 LTD	2006 - 2007	WK1116	WK1116			Prowler 700 HDX XT SE	2016	WK1116	WK1116		
WIDE OPEN PARTS	650 H1 MUDPRO	2010 - 2011	WK1114	WK1114			Prowler 700 XT	2009 - 2017	WK1116	WK1116		
	650 H1 TBX	2007 - 2009	WK1114	WK1114			Prowler 700 XTX	2008 - 2014	WK1116	WK1116		
TIRES & WHEELS	650 TRV	2007 - 2009	WK1114	WK1114			VLX 700	2017	WK1114	WK1114		
	650 TRV LTD	2007	WK1116	WK1116			Wildcat Sport	2015 - 2016	WK1114	WK1114		
BRAKES	650i 4x4	2012	WK1114	WK1114			Wildcat Sport LTD	2015 - 2018	WK1118	WK1118		
	Prowler 650	2007 - 2008	WK1114	WK1114			Wildcat Sport SE	2017	WK1118	WK1118		
	Prowler 650 XT	2006 - 2009	WK1116	WK1116			Wildcat Sport XT	2015 - 2018	WK1118	WK1118		
AIR, OIL & FUEL	700 Diesel	2007 - 2015	WK1114	WK1114			Wildcat Trail	2014 - 2017	WK1114	WK1114		
	700 EFI	2007 - 2014	WK1114	WK1114			Wildcat Trail	2018	WK1118	WK1118		
	700 EFI H1	2008	WK1116	WK1116			Wildcat Trail LTD	2015 - 2017	WK1116	WK1116		
	700 EFI H1	2009	WK1114	WK1114			Wildcat Trail LTD	2018	WK1118	WK1118		
BATTERY & ELECTRICAL	700 EFI H1 LTD	2009	WK1116	WK1116			Wildcat Trail SE	2016 - 2017	WK1118	WK1118		
	700 EFI H1 MUDPRO	2009 - 2010	WK1116	WK1116			Wildcat Trail XT	2014 - 2015	WK1116	WK1116		
	700 GT EFI	2012	WK1116	WK1116			Wildcat Trail XT	2016 - 2018	WK1118	WK1118		
ENGINE	700 H1 EFI MUDPRO	2011	WK1116	WK1116			Wildcat 4X LTD	2018	WK1118	WK1118		
	700 LTD	2006 - 2013	WK1116	WK1116			Wildcat X EPS	2018	WK1118	WK1118		
	700 MUDPRO	2012	WK1116	WK1116			1000 H2 LTD	2011	WK1116	WK1116		
BEARINGS	700 MUDPRO LTD	2012 - 2016	WK1116	WK1116			1000 H2 MUDPRO	2010 - 2011	WK1116	WK1116		
	700 MUDPRO LTD	2017	WK1118	WK1118			1000 H2 THUNDERCAT	2008 - 2010	WK1116	WK1116		
	700 TBX	2010	WK1114	WK1114			1000 MUDPRO LTD	2012 - 2015	WK1116	WK1116		
BUSHINGS	700 TBX	2013	WK1116	WK1116			1000 MUDPRO LTD	2016 - 2017	WK1118	WK1118		
	700 TBX	2014 - 2017	WK1114	WK1114			1000 TRV	2009 - 2010	WK1116	WK1116		
	700 TBX GT	2012	WK1116	WK1116			1000 TRV Cruiser	2009 - 2012	WK1116	WK1116		
DRIVELINE	700 TBX LTD	2011	WK1116	WK1116			1000 TRV GT	2012	WK1116	WK1116		
	700 TBX SE	2016	WK1118	WK1118			1000 TRV LTD	2013 - 2015	WK1116	WK1116		
AXLES	700 TRV	2008 - 2012	WK1116	WK1116			1000 TRV XT	2015	WK1116	WK1116		
	700 TRV Cruiser	2008 - 2010	WK1116	WK1116			1000 XT	2013 - 2017	WK1116	WK1116		
	700 TRV GT	2011 - 2012	WK1116	WK1116			1000i GT	2012	WK1116	WK1116		
BELTS	700 TRV LTD	2013 - 2015	WK1116	WK1116			Alterra TRV 1000 XT	2017	WK1118	WK1118		
	700 TRV SE	2016	WK1118	WK1118			Prowler 1000 XT	2015 - 2017	WK1116	WK1116		
	700 TRV XT	2013 - 2015	WK1116	WK1116			Prowler 1000 XTZ	2011 - 2014	WK1116	WK1116		
CONTROLS	700 XR	2015	WK1114	WK1114			Prowler 1000 XTZ H2	2009 - 2011	WK1116	WK1116		
	700 XR LTD	2015	WK1118	WK1118			Wildcat 1000	2014 - 2015	WK1116	WK1116		
	700 XR XT	2015	WK1118	WK1118			Wildcat 1000 Late build	2013	WK1116	WK1116		
TOOLS & CHEMICALS	700 XT	2013 - 2014	WK1116	WK1116			Wildcat 4	2013 - 2014	WK1116	WK1116		
	Alterra 700	2016 - 2018	WK1114	WK1114			Wildcat 4 LTD	2014	WK1116	WK1116		
	Alterra 700 MUDPRO LTD	2018	WK1118	WK1118			Wildcat 4X	2014 - 2016	WK1116	WK1116		
EXHAUST	Alterra 700 TBX	2018	WK1114	WK1114			Wildcat 4X LTD	2014 - 2015	WK1118	WK1118		
	Alterra 700 VLX	2018	WK1114	WK1114			Wildcat GT	2012 - 2013	WK1116	WK1116		
	Alterra 700 VLX EPS	2018	WK1114	WK1114			Wildcat LTD	2013 - 2014	WK1116	WK1116		
	Alterra 700 XT	2016	WK1118	WK1118			Wildcat LTD Late Build	2013	WK1116	WK1116		
	Alterra 700 XT EPS	2017 - 2018	WK1118	WK1118			Wildcat X	2013 - 2016	WK1116	WK1116		
	Alterra TRV 700 XT EPS	2017	WK1118	WK1118			Wildcat X LTD	2014 - 2016	WK1118	WK1118		
	Prowler 700 HDX	2012 - 2014	WK1116	WK1116			Wildcat X SE	2016	WK1118	WK1118		
ACCESSORIES	Prowler 700 HDX XT	2015 - 2017	WK1116	WK1116								

All Balls Racing wheel stud & nut kit applications continue on the next page.

PLACE YOUR ORDER WITH US ...

BY PHONE: 1-800-367-9603 » BY FAX: 901-377-3392 » ONLINE: WWW.JMATV.COM

WHEEL STUD & NUT KITS BY ALLBALLS



CAN AM											
MODEL	YEARS	WHEEL STUD & NUT KIT		WHEEL STUD & NUT KIT		MODEL	YEARS	WHEEL STUD & NUT KIT		WHEEL STUD & NUT KIT	
		FRONT #	REAR #	L REAR #	R REAR #			FRONT #	REAR #	L REAR #	R REAR #
DS 50	2002 - 2006	WK1010	WK1010			Outlander MAX 500 XT 4x4	2013 - 2014	WK1079	WK1079		
Quest 50	2003	WK1010	WK1010			Renegade 500	2008 - 2012	WK1074	WK1074		
DS 90 2 STROKE	2002 - 2006	WK1010	WK1010			Renegade 500	2013 - 2015	WK1079	WK1079		
DS 90 4 STROKE	2002 - 2007	WK1010	WK1010			Traxter 500	2002 - 2003	WK1073			
DS 90X 4 STROKE	2012 - 2019					Traxter 500	2004 - 2005	WK1073	WK1073		
Quest 90 4 STROKE	2003	WK1010	WK1010			Traxter 500 Auto CVT	2005	WK1073	WK1073		
Rally 175	2003 - 2007	85-1071	85-1071			Outlander DPS 570 EFI	2016 - 2017	WK1077	WK1077		
DS 250	2006 - 2019		85-1084			Outlander DPS 570 EFI	2018	WK1079	WK1079		
Outlander 330	2004 - 2005	WK1073	WK1073			Outlander DPS 570 EFI	2019	WK1079	WK1079		
Outlander 330 4X4	2005	WK1073	WK1073			Outlander L 570 EFI	2016	WK1078	WK1078		
Outlander 400	2003 - 2004	WK1073	WK1073			Outlander LE 570 EFI	2016	WK1079	WK1079		
Outlander 400 STD 2x4	2005	WK1073	WK1073			Outlander MAX 570 EFI	2016 - 2017	WK1078	WK1078		
Outlander 400 STD 4x4	2005 - 2015	WK1073	WK1073			Outlander MAX DPS 570 EFI	2016	WK1077	WK1077		
Outlander 400 XT 4x4	2004 - 2005	WK1073	WK1073			Outlander MAX DPS 570 EFI	2017 - 2018	WK1079	WK1079		
Outlander 400 XT 4x4	2006	WK1073	WK1074			Outlander MAX DPS 570 EFI	2019	WK1079	WK1079		
Outlander 400 XT 4x4	2007	WK1073	WK1073			Outlander MAX STD 570 EFI	2018 - 2019	WK1078	WK1078		
Outlander 400 XT 4x4	2008	WK1074				Outlander STD 570 EFI	2017 - 2019	WK1078	WK1078		
Outlander 400 XT 4x4	2012 - 2014	WK1074	WK1074			Outlander XMR 570 EFI	2016 - 2019	WK1079	WK1079		
Outlander MAX 400 EFI/STD/XT	2015	WK1073	WK1073			Renegade 570 EFI	2016 - 2019	WK1079	WK1079		
Outlander MAX 400 STD 4x4	2005 - 2014	WK1073	WK1073			Renegade XMR 570 EFI	2017 - 2019	WK1079	WK1079		
Outlander MAX 400 XT 4x4	2006	WK1073	WK1073			DS650	2004 - 2007	85-1075			
Outlander MAX 400 XT 4x4	2007 - 2014	WK1074	WK1074			Outlander 650 6x6	2015 - 2018	WK1079	WK1079		
DS 450	2010 - 2014	85-1124	85-1124			Outlander 650 STD 4x4	2006 - 2009	WK1073	WK1073		
DS 450	2015		85-1124			Outlander 650 STD 4x4	2010 - 2012	WK1074	WK1074		
DS 450 EFI MXC	2009	85-1125	85-1125			Outlander 650 STD 4x4	2013	WK1078	WK1078		
DS 450 EFI MXC	2010 - 2012	85-1125	85-1125			Outlander 650 STD 4x4	2014	WK1077	WK1077		
DS 450 EFI XXC	2009 - 2012	85-1076	85-1076			Outlander 650 STD 4x4	2015	WK1078	WK1078		
DS 450 STD/X	2008 - 2009	85-1124	85-1076			Outlander 650 XMR	2013 - 2015	WK1079	WK1079		
DS 450 XMX	2015	85-1076	85-1076			Outlander 650 XT 4x4	2006 - 2011	WK1074	WK1074		
DS 450 XXC	2015	85-1076	85-1076			Outlander 650 XT 4x4	2012	WK1080	WK1080		
Outlander DPS 450 EFI	2016 - 2017	WK1077	WK1077			Outlander 650 XT 4x4	2013 - 2014	WK1079	WK1079		
Outlander L 450 EFI	2015 - 2016	WK1078	WK1078			Outlander DPS 650 EFI	2017 - 2019	WK1079	WK1079		
Outlander L MAX 450 EFI	2015 - 2016	WK1078	WK1078			Outlander MAX 650 6x6	2019	WK1079	WK1079		
Outlander MAX 450 6x6	2019	WK1079	WK1079			Outlander MAX 650 STD 4x4	2006 - 2009	WK1073	WK1073		
Outlander MAX 450 EFI	2017	WK1078	WK1078			Outlander MAX 650 STD 4x4	2011 - 2012	WK1074	WK1074		
Outlander MAX DPS 450 EFI	2016 - 2018	WK1077	WK1077			Outlander MAX 650 STD 4x4	2013	WK1078	WK1078		
Outlander MAX STD 450 EFI	2018 - 2019	WK1078	WK1078			Outlander MAX 650 STD 4x4	2014 - 2015	WK1077	WK1077		
Outlander STD 450 EFI	2017 - 2019	WK1078	WK1078			Outlander MAX 650 XT 4x4	2006	WK1073	WK1073		
Defender 500	2017 - 2019	WK1073	WK1073			Outlander MAX 650 XT 4x4	2007 - 2011	WK1074	WK1074		
Defender 500 DPS	2017 - 2019	WK1074	WK1074			Outlander MAX 650 XT 4x4	2012	WK1080	WK1080		
Defender 500 DPS CAMO	2017	WK1080	WK1080			Outlander MAX 650 XT 4x4	2013 - 2014	WK1079	WK1079		
Outlander 500 LTD 4x4	2010	WK1074	WK1074			Outlander STD 650 EFI	2017 - 2019	WK1078	WK1078		
Outlander 500 STD 4x4	2007 - 2008	WK1073	WK1073			Renegade 650 EFI	2018 - 2019	WK1079	WK1079		
Outlander 500 STD 4x4	2009	WK1074	WK1073			Traxter 650	2005	WK1073	WK1073		
Outlander 500 STD 4x4	2010 - 2012	WK1074	WK1074			Commander 800 DPS	2013 - 2015	WK1095		WK1074	WK1095
Outlander 500 STD 4x4	2013	WK1078	WK1078			Commander 800 DPS	2016 - 2017	WK1086		WK1074	WK1095
Outlander 500 STD 4x4	2014 - 2015	WK1077	WK1077			Commander 800 DPS	2018 - 2019	WK1094		WK1080	WK1094
Outlander 500 XT 4x4	2007 - 2012	WK1074	WK1074			Commander 800 LTD	2016	WK1086		WK1074	WK1095
Outlander 500 XT 4x4	2013 - 2014	WK1079	WK1079			Commander 800 STD	2011 - 2019	WK1087		WK1073	WK1087
Outlander L 500 EFI	2015	WK1078	WK1078			Commander 800 XT	2011 - 2015	WK1095		WK1074	WK1095
Outlander L MAX 500 EFI	2015	WK1078	WK1078			Commander 800 XT	2016 - 2019	WK1094		WK1080	WK1094
Outlander MAX 500 EFI	2015	WK1077	WK1077			Commander 800 XTP	2016	WK1088	WK1088		
Outlander MAX 500 STD 4x4	2007 - 2009	WK1073	WK1073			Commander MAX 800 DPS	2016 - 2017	WK1086		WK1074	WK1095
Outlander MAX 500 STD 4x4	2010 - 2012	WK1074	WK1074			Commander MAX 800 DPS	2018 - 2019	WK1088		WK1080	WK1094
Outlander MAX 500 STD 4x4	2013 - 2014	WK1078	WK1078			Defender 800	2016 - 2019	WK1073	WK1073		
Outlander MAX 500 XT 4x4	2007 - 2012	WK1074	WK1074			Defender 800 DPS	2016 - 2018	WK1074	WK1074		

- INDEX
- WIDE OPEN PARTS
- TIRES & WHEELS**
- BRAKES
- AIR, OIL & FUEL
- BATTERY & ELECTRICAL
- ENGINE
- BEARINGS
- BUSHINGS
- DRIVELINE
- AXLES
- BELTS
- CONTROLS
- TOOLS & CHEMICALS
- EXHAUST
- ACCESSORIES

All Balls Racing wheel stud & nut kit applications continue on the next page.



WHEEL STUD & NUT KITS BY ALLBALLS



CAN AM

INDEX	MODEL		WHEEL STUD & NUT KIT		WHEEL STUD & NUT KIT		MODEL		WHEEL STUD & NUT KIT		WHEEL STUD & NUT KIT	
	MODEL	YEARS	FRONT #	REAR #	L REAR #	R REAR #	MODEL	YEARS	FRONT #	REAR #	L REAR #	R REAR #
	Defender 800 DPS	2019	WK1080	WK1080			Commander 1000 STD	2016	WK1087		WK1073	WK1087
WIDE OPEN PARTS	Defender 800 DPS Built After 11/2016	2017	WK1073	WK1080			Commander 1000 STD	2017 - 2019	WK1093		WK1073	WK1087
TIRES & WHEELS	Defender 800 DPS Built Before 11/2016	2017	WK1074	WK1074			Commander 1000 XT	2016	WK1094		WK1080	WK1094
BRAKES	Defender 800 XT	2016 - 2019	WK1080	WK1080			Commander 1000 XT	2017 - 2019	WK1088		WK1080	WK1094
AIR, OIL & FUEL	Defender MAX 800 DPS	2017 - 2019	WK1080	WK1080			Commander 1000 XT/DPS	2013 - 2015	WK1095		WK1074	WK1095
BATTERY & ELECTRICAL	Defender MAX 800 XT	2017 - 2019	WK1080	WK1080			Commander 1000 XT/LTD/DPS	2011 - 2012	WK1095		WK1074	WK1095
ENGINE	Maverick Trail 800R	2018 - 2019	WK1073	WK1073			Commander 1000 XTP	2014	WK1094		WK1080	WK1094
BEARINGS	Maverick Trail 800R DPS	2018 - 2019	WK1080	WK1080			Commander 1000 XTP	2015 - 2017	WK1088	WK1088		
BUSHINGS	Outlander 800 STD 4x4	2006 - 2008	WK1073	WK1073			Commander MAX 1000 DPS	2018 - 2019	WK1088		WK1080	WK1094
DRIVELINE	Outlander 800 XMR	2011 - 2012	WK1080	WK1080			Commander MAX 1000 LTD	2015	WK1088	WK1088		
AXLES	Outlander 800 XT 4x4	2006	WK1073	WK1073			Commander MAX 1000 LTD	2016	WK1088		WK1080	WK1094
BELTS	Outlander 800 XT 4x4	2007 - 2008	WK1074	WK1074			Commander MAX 1000 LTD	2017	WK1086		WK1074	WK1095
CONTROLS	Outlander 800 XXC	2011	WK1080	WK1080			Commander MAX 1000 LTD	2018 - 2019	WK1088		WK1080	WK1094
TOOLS & CHEMICALS	Outlander 800R STD 4x4	2009	WK1073	WK1073			Commander MAX 1000 LTD	2018 - 2019	WK1088		WK1080	WK1094
EXHAUST	Outlander 800R STD 4x4	2010 - 2011	WK1074	WK1074			Commander MAX 1000 LTD	2015	WK1088	WK1088		
ACCESSORIES	Outlander 800R STD 4x4	2012 - 2013	WK1078	WK1078			Commander MAX 1000 STD	2016 - 2019	WK1093		WK1073	WK1087
	Outlander 800R STD 4x4	2014	WK1077	WK1077			Commander MAX 1000 XT	2018 - 2019	WK1088	WK1088	WK1080	WK1094
	Outlander 800R STD 4x4	2015	WK1078	WK1078			Commander MAX 1000 XT/DPS	2016	WK1088		WK1080	WK1094
	Outlander 800R XMR	2015	WK1079	WK1079			Commander MAX 1000 XT/DPS	2017	WK1086		WK1074	WK1095
	Outlander 800R XT 4x4	2009 - 2011	WK1074	WK1074			Commander MAX 1000 XT/ DPS/LTD	2014	WK1088	WK1088		
	Outlander 800R XT 4x4	2012 - 2014	WK1079	WK1079			Commander MAX 1000 XTP	2015	WK1088	WK1088		
	Outlander MAX 800 LTD 4x4	2007 - 2008	WK1074	WK1074			Defender 1000	2016 - 2019	WK1073	WK1073		
	Outlander MAX 800 STD 4x4	2006 - 2008	WK1073	WK1073			Defender 1000 DPS	2016 - 2018	WK1074	WK1074		
	Outlander MAX 800 XT 4x4	2006	WK1073	WK1073			Defender 1000 DPS	2019	WK1080	WK1080		
	Outlander MAX 800 XT 4x4	2007 - 2008	WK1074	WK1074			Defender 1000 DPS Built After 11/2016	2017	WK1080	WK1080		
	Outlander MAX 800R EFI	2015	WK1078	WK1078			Defender 1000 DPS Built Before 11/2016	2017	WK1074	WK1074		
	Outlander MAX 800R LTD 4x4	2009 - 2012	WK1074	WK1074			Defender 1000 XMR	2018	WK1080	WK1080		WK1094
	Outlander MAX 800R STD 4x4	2009	WK1073	WK1073			Defender 1000 XMR	2019	WK1080	WK1080		
	Outlander MAX 800R STD 4x4	2010 - 2011	WK1074	WK1074			Defender 1000 XT	2016 - 2019	WK1080	WK1080		
	Outlander MAX 800R STD 4x4	2012	WK1073	WK1078			Defender 1000 XTP	2018 - 2019	WK1080	WK1080		
	Outlander MAX 800R STD 4x4	2013	WK1079	WK1078			Defender MAX 1000	2018	WK1073	WK1073		
	Outlander MAX 800R STD 4x4	2014	WK1077	WK1077			Defender MAX 1000	2019	WK1080	WK1080		
	Outlander MAX 800R XT 4x4	2009 - 2011	WK1074	WK1074			Defender MAX 1000 DPS	2017	WK1080	WK1080		
	Outlander MAX 800R XT 4x4	2012 - 2014	WK1079	WK1079			Defender MAX 1000 DPS	2018 - 2019	WK1074	WK1074		
	Renegade 800	2007 - 2011	WK1074	WK1074			Defender MAX 1000 LONE STAR	2018 - 2019	WK1080	WK1080		
	Renegade 800	2012 - 2015	WK1079	WK1079			Defender MAX 1000 XMR	2019	WK1074	WK1074		
	Renegade 800 X	2008 - 2009	WK1080	WK1080			Defender MAX 1000 XT	2017 - 2019	WK1080	WK1080		
	Renegade 800 XXC	2010 - 2011	WK1080	WK1080			Maverick 1000 STD	2013 - 2018	WK1088	WK1088		
	Renegade 800 XXC	2012 - 2014	WK1079	WK1079			Maverick 1000 TURBO	2016 - 2017	WK1088	WK1088		
	Outlander 850	2016	WK1078	WK1078			Maverick 1000 TURBO XRS	2016	WK1088	WK1088		
	Outlander 850 DPS	2016	WK1077	WK1077			Maverick 1000 XC/XXC	2015 - 2016	WK1088	WK1088		
	Outlander 850 DPS	2017 - 2019	WK1079	WK1079			Maverick 1000 XRS	2016	WK1088	WK1088		
	Outlander 850 XMR	2016	WK1079	WK1079			Maverick 1000 XC	2016 - 2017	WK1088	WK1088		
	Outlander 850 XT	2016	WK1079	WK1079			Maverick 1000 XDS	2015 - 2016	WK1088	WK1088		
	Outlander 850 XTP	2016	WK1079	WK1079			Maverick 1000 XDS	2014 - 2018	WK1088	WK1088		
	Outlander MAX 850 DPS	2017 - 2019	WK1079	WK1079			Maverick 1000 XRS	2013 - 2015	WK1088	WK1088		
	Outlander MAX 850 XT	2016	WK1079	WK1079			Maverick 1000 XRS	2014 - 2017	WK1088	WK1088		
	Outlander MAX 850 XTP	2016	WK1079	WK1079			Maverick MAX 1000 STD	2014 - 2018	WK1088	WK1088		
	Renegade 850	2016 - 2019	WK1079	WK1079			Maverick MAX 1000 TURBO	2016 - 2017	WK1088	WK1088		
	Renegade 850 XXC	2016 - 2019	WK1079	WK1079			Maverick MAX 1000 TURBO XDS	2015 - 2017	WK1088	WK1088		
	Commander 1000 DPS	2016 - 2017	WK1095		WK1074	WK1095	Maverick MAX 1000 TURBO XRS	2016 - 2017	WK1088	WK1088		
	Commander 1000 DPS	2018 - 2019	WK1088		WK1080	WK1094	Maverick MAX 1000 XC/XXC	2016	WK1088	WK1088		
	Commander 1000 LTD	2013 - 2017	WK1095		WK1074	WK1095	Maverick MAX 1000 XDS	2014 - 2016	WK1088	WK1088		
	Commander 1000 LTD	2018 - 2019	WK1088		WK1080	WK1094	Maverick MAX 1000 XMR	2017 - 2018	WK1088	WK1088		
	Commander 1000 STD	2011 - 2014	WK1087		WK1073	WK1087	Maverick MAX 1000 XRS	2014 - 2015	WK1088	WK1088		
	Commander 1000 STD	2015	WK1094		WK1074	WK1095	Maverick Sport 1000	2019	WK1080	WK1080		

All Balls Racing wheel stud & nut kit applications continue on the next page.

WHEEL STUD & NUT KITS BY ALLBALLS



CAN AM											
MODEL	YEARS	WHEEL STUD & NUT KIT		WHEEL STUD & NUT KIT		MODEL	YEARS	WHEEL STUD & NUT KIT		WHEEL STUD & NUT KIT	
		FRONT #	REAR #	L REAR #	R REAR #			FRONT #	REAR #	L REAR #	R REAR #
Maverick Sport 1000 DPS	2019	WK1080	WK1080			Outlander 1000 XT	2012 - 2019	WK1079	WK1079		
Maverick Sport 1000R DPS	2019	WK1080	WK1080			Outlander 1000 XTP	2013 - 2019	WK1079	WK1079		
Maverick Sport 1000R XMR	2019	WK1080	WK1080			Outlander MAX 1000	2013 - 2019	WK1079	WK1079		
Maverick Sport 1000R XRC	2019	WK1080	WK1080			Outlander MAX 1000 EFI 6x6	2019	WK1079	WK1079		
Maverick Sport MAX 1000R DPS	2019	WK1080	WK1080			Outlander MAX 1000 LTD	2015 - 2016	WK1079	WK1079		
Maverick Trail 1000	2018 - 2019	WK1073	WK1073			Outlander MAX 1000 XT	2013 - 2019	WK1079	WK1079		
Maverick Trail 1000 DPS	2018 - 2019	WK1080	WK1080			Outlander MAX 1000 XTP	2013 - 2019	WK1079	WK1079		
Outlander 1000 DPS	2012 - 2016	WK1078	WK1078			Renegade 1000	2012 - 2019	WK1079	WK1079		
Outlander 1000 DPS	2017 - 2019	WK1079	WK1079			Renegade 1000 XMR	2016 - 2019	WK1079	WK1079		
Outlander 1000 EFI 6x6	2015 - 2018	WK1079	WK1079			Renegade 1000 XXC	2012 - 2019	WK1079	WK1079		
Outlander 1000 XMR	2013 - 2019	WK1079	WK1079								

HONDA											
MODEL	YEARS	WHEEL STUD & NUT KIT		WHEEL STUD & NUT KIT		MODEL	YEARS	WHEEL STUD & NUT KIT		WHEEL STUD & NUT KIT	
		FRONT #	REAR #	L REAR #	R REAR #			FRONT #	REAR #	L REAR #	R REAR #
TRX90	1993 - 2019	WK1050	WK1050			TRX420 FA Solid Axle	2014 - 2019	WK1047	WK1044		
TRX125	1985 - 1988	WK1050	WK1050			TRX420 FE	2007 - 2013	WK1044	WK1044		
TRX200	1990 - 1991	WK1047	WK1044			TRX420 FE	2014 - 2019	WK1047	WK1044		
TRX200D	1990 - 1997	WK1047	WK1044			TRX420 FM	2007 - 2013	WK1044	WK1044		
TRX200SX	1986 - 1988	WK1047	WK1044			TRX420 FM	2014 - 2019	WK1047	WK1044		
ATC250R	1985	WK1043	WK1043			TRX420 FPA IRS	2009 - 2014	WK1044	WK1044		
ATC250R	1986	WK1043	WK1043			TRX420 FPA Solid Axle	2014	WK1047	WK1044		
ATC250SX	1985		WK1051			TRX420 FPE	2009 - 2013	WK1044	WK1044		
ATC250SX	1986 - 1987		WK1048			TRX420 FPM	2009 - 2013	WK1044	WK1044		
TRX250 Fourtrax	1985		WK1050			TRX420 TE	2007 - 2016	WK1047	WK1044		
TRX250 Fourtrax	1986 - 1987	WK1048	WK1048			TRX420 TM	2007 - 2019	WK1047	WK1044		
TRX250 Recon	1997 - 2001	WK1047	WK1044			TRX450ER	2006 - 2014	WK1043	WK1043		
TRX250R	1986 - 1989	WK1043	WK1043			TRX450ES	1998 - 2000	WK1048	WK1044		
TRX250TE Recon	2002 - 2019	WK1047	WK1044			TRX450ES	2001		WK1044		
TRX250TM Recon	2002 - 2008	WK1047	WK1044			TRX450FE	2002 - 2004	WK1049	WK1044		
TRX250TM Recon	2009 - 2011	WK1047	WK1047			TRX450FM	2002 - 2004	WK1049	WK1044		
TRX250TM Recon	2012 - 2019	WK1047	WK1044			TRX450R	2004 - 2009	WK1043	WK1043		
TRX250X	1987 - 1992	WK1043	WK1043			TRX450S	1998 - 2001	WK1048	WK1044		
TRX250X / EX Sportrax	2001 - 2019	WK1043	WK1043			TRX500FA	2001 - 2004	WK1046	WK1053		
TRX300 EX	1993 - 2008	WK1043	WK1043			TRX500FA	2005 - 2006	WK1045	WK1053		
TRX300 Fourtrax	1988 - 2000	WK1047	WK1044			TRX500FA	2007 - 2011	WK1047	WK1048		
TRX300 X	2009	WK1043	WK1043			TRX500FA	2012 - 2014	WK1044	WK1044		
TRX300FW Fourtrax 4x4	1988 - 2000	WK1048	WK1044			TRX500FA	2015 - 2017	WK1047	WK1044		
ATC350X	1985 - 1986		WK1043			TRX500FA	2018 - 2019	WK1047	WK1044		
FL350	1985	WK1048	WK1048			TRX500FE	2005 - 2013	WK1044	WK1044		
TRX350	1986 - 1987	WK1048	85-1052			TRX500FE	2014 - 2019	WK1047	WK1044		
TRX350D	1987 - 1989	WK1048	85-1052			TRX500FGA	2004	WK1046	WK1053		
TRX350FE	2000 - 2006	WK1049	WK1044			TRX500FGA	2005 - 2006	WK1045	WK1053		
TRX350FM Fourtrax Rancher	2000 - 2006	WK1049	WK1044			TRX500FGA	2007 - 2008	WK1047	WK1048		
TRX350TE	2000 - 2005	WK1047	WK1044			TRX500FM	2005 - 2013	WK1044	WK1044		
TRX350TE	2006	WK1047	WK1044			TRX500FM IRS	2015 - 2019	WK1047	WK1044		
TRX350TM Fourtrax Rancher	2000	WK1049	WK1044			TRX500FM Solid Axle	2014 - 2019	WK1047	WK1044		
TRX350TM Fourtrax Rancher	2001 - 2005	WK1047	WK1044			TRX500FPA	2009 - 2011	WK1047	WK1048		
TRX350TM Fourtrax Rancher	2006	WK1047	WK1044			TRX500FPA	2012 - 2014	WK1044	WK1044		
FL400	1989 - 1990	WK1048	WK1048			TRX500FPE	2007 - 2013	WK1044	WK1044		
TRX400EX	1999 - 2008	WK1043	WK1043			TRX500FPM	2008 - 2013	WK1044	WK1044		
TRX400FA	2004 - 2007	WK1049	WK1044			TRX500TM	2005 - 2006	WK1047	WK1044		
TRX400FGA Fourtrax Rancher 4x4	2004 - 2007	WK1049	WK1044			TRX650 Rincon	2003 - 2005	WK1046	WK1045		
TRX400FW Fourtrax Foreman 4x4	1995 - 2001	WK1048	WK1044			TRX680 Rincon	2006 - 2016	WK1045	WK1045		
TRX400FW Fourtrax Foreman 4x4	2002 - 2003	WK1049	WK1044			TRX680 Rincon	2017 - 2019	WK1044	WK1044		
TRX400X	2009 - 2014	WK1043	WK1043			TRX700XX	2008 - 2009	WK1043	WK1043		
TRX420 FA IRS	2009 - 2014	WK1044	WK1044			TRX500FM IRS	2015 - 2019	WK1047	WK1044		
TRX420 FA IRS	2015 - 2019	WK1047	WK1044								

All Balls Racing wheel stud & nut kit applications continue on the next page.

- INDEX
- WIDE OPEN PARTS
- TIRES & WHEELS**
- BRAKES
- AIR, OIL & FUEL
- BATTERY & ELECTRICAL
- ENGINE
- BEARINGS
- BUSHINGS
- DRIVELINE
- AXLES
- BELTS
- CONTROLS
- TOOLS & CHEMICALS
- EXHAUST
- ACCESSORIES



WHEEL STUD & NUT KITS BY ALLBALLS



- INDEX
- WIDE OPEN PARTS
- TIRES & WHEELS
- BRAKES
- AIR, OIL & FUEL
- BATTERY & ELECTRICAL
- ENGINE
- BEARINGS
- BUSHINGS
- DRIVELINE
- AXLES
- BELTS
- CONTROLS
- TOOLS & CHEMICALS
- EXHAUST
- ACCESSORIES



KAWASAKI											
MODEL	YEARS	WHEEL STUD & NUT KIT		WHEEL STUD & NUT KIT		MODEL	YEARS	WHEEL STUD & NUT KIT		WHEEL STUD & NUT KIT	
		FRONT #	REAR #	L REAR #	R REAR #			FRONT #	REAR #	L REAR #	R REAR #
KFX80	2003 - 2006	WK1030	WK1030			Mule 4010 4x4	2009 - 2019	WK1041	WK1041		
KLF220 Bayou	1988 - 2002	WK1031			WK1031	KVF650 Brute force	2005 - 2013	WK1034	WK1027		
KFX250 Mojave	1987 - 2004					KVF650 I Brute force	2006 - 2007	WK1037	WK1037		
KLF250 Bayou	2003 - 2011	WK1031			WK1031	KVF650 I Brute force	2008	WK1037	WK1027		
KLF300B Bayou	1988 - 2005	WK1031	WK1031			KVF650 I Brute force	2009 - 2013	WK1037	WK1037		
KLF300C Bayou 4x4	1989 - 2005	WK1031	WK1031			KVF650 Prairie	2002 - 2003	WK1034	WK1027		
KVF300 Brute Force	2012 - 2018	WK1034	WK1034			KFX 700 V-Force	2004 - 2009	WK1034	WK1034		
KVF300A Prairie 4x4	1999 - 2002	WK1031	WK1031			KVF700 Prairie	2004 - 2006	WK1034	WK1027		
KVF300B Prairie 2x4	1999 - 2002	WK1031	WK1031			KVF750 Brute Force	2005 - 2007	WK1037	WK1037		
KVF360A Prairie 4x4	2003 - 2013	WK1034	WK1034			KVF750 Brute Force	2008 - 2010	WK1034	WK1027		
KVF360B Prairie	2003 - 2011	WK1034	WK1034			KVF750 Brute Force	2011	WK1026	WK1027		
KVF360C Prairie 4x4	2003 - 2013	WK1034	WK1034			KVF750 Brute Force	2012 - 2019	WK1026	WK1026		
KFX400	2003 - 2006	WK1035	WK1040			KVF750 Brute Force EPS	2012 - 2019	WK1026	WK1026		
KLF400 Bayou	1993 - 1999	WK1031	WK1031			TERYX 4 4x4	2012 - 2013	WK1041	WK1041		
KVF400A Prairie 4x4	1997 - 1998	WK1031	WK1031			TERYX 750 4x4	2008 - 2013	WK1041	WK1041		
KVF400B Prairie	1998	WK1031	WK1031			MULE PRO-FX 800	2015 - 2019	WK1041	WK1041		
KVF400C Prairie 4x4	1999 - 2002	WK1036	WK1036			MULE PRO-FX 800 LE	2019	WK1041	WK1041		
KVF400D Prairie	1999 - 2002	WK1031	WK1031			MULE PRO-FXR 800	2018 - 2019	WK1041	WK1041		
Mule 600	2008 - 2016	WK1042	WK1042			MULE PRO-FXT 800	2015 - 2019	WK1041	WK1041		
Mule 610 4x4	2008 - 2016	WK1042	WK1042			TERYX 4 4x4 800	2014 - 2019	WK1041	WK1041		
MULE SX	2017 - 2019	WK1042	WK1042			TERYX 4x4 800	2014 - 2019	WK1041	WK1041		
KFX450R	2008 - 2014	WK1034	WK1034			Mule 3010 Diesel	2007 - 2008	WK1041	WK1041		
Mule 3000	2008	WK1041	WK1041			Mule 4010 4x4 Diesel	2009 - 2013	WK1041	WK1041		
Mule 3010 4x4	2008	WK1041	WK1041			MULE PRO-DX	2016 - 2018	WK1041	WK1041		
Mule 4000	2009 - 2019	WK1041	WK1041			MULE PRO-DXT	2016 - 2018	WK1041	WK1041		

POLARIS											
MODEL	YEARS	WHEEL STUD & NUT KIT		WHEEL STUD & NUT KIT		MODEL	YEARS	WHEEL STUD & NUT KIT		WHEEL STUD & NUT KIT	
		FRONT #	REAR #	L REAR #	R REAR #			FRONT #	REAR #	L REAR #	R REAR #
LSV ELECTRIC 4x4	2011 - 2012	WK1103	WK1103			Trail Boss 250 2x4	1985 - 1987				
Ranger EV 4x4	2010	WK1104	WK1103			Trail Boss 250 2x4	1989 - 1991		WK1098		
Ranger EV 4x4	2011 - 2015	WK1103	WK1103			Trail Boss 250 2x4	1992		WK1098		
Ranger EV 4x4	2016 - 2019	WK1103	WK1104			Trail Boss 250 2x4	1993 - 1999	WK1090	WK1099		
Outlaw 50	2008 - 2019	WK1010	WK1010			Trail Boss 250 4x4	1987 - 1988				
Predator 50	2004 - 2007	WK1010	WK1010			Trail Boss 250 4x4	1989 - 1990		WK1098		
Scrambler 50	2001 - 2003	WK1010	WK1010			Trail Boss 250 4x4	1991		WK1098		
Outlaw 90	2007 - 2016	WK1010	WK1010			Trail Boss 250 4x4	1992		WK1098		
Predator 90	2003 - 2006	WK1010	WK1010			Trail Boss 250 4x4	1993 - 1995	WK1090	WK1099		
Scrambler 90	2001 - 2003	WK1010	WK1010			Xplorer 250 4x4	2000 - 2002	WK1090	WK1099		
Sportsman 90	2001 - 2016	WK1010	WK1010			300 2x4	1994 - 1995	WK1090	WK1099		
Outlaw 110	2016 - 2019	WK1010	WK1010			300 4x4	1994 - 1995	WK1090	WK1099		
Sportsman 110	2016 - 2019	WK1010	WK1010			Big Boss 300 6x6	1994	WK1090			
Phoenix 200	2005 - 2006		WK1036			Hawkeye 2x4	2006	WK1091	WK1091		
Phoenix 200	2007 - 2019	WK1036	WK1036			Hawkeye 2x4	2007				
Sawtooth 200	2006					Hawkeye 2x4	2008 - 2011	WK1091	WK1091		
Sawtooth 200	2007	WK1036	WK1036			Hawkeye 4x4	2006	WK1091	WK1091		
Big Boss 250 4x6	1989 - 1991					Hawkeye 4x4	2007	WK1091			
Big Boss 250 6x6	1993	WK1090				Sportsman 300 4x4	2009		WK1091		
Trail Blazer 250	1990 - 1992		WK1098			Sportsman 300 4x4	2010	WK1091	WK1091		
Trail Blazer 250	1993 - 2004	WK1090	WK1099			Xplorer 300 4x4	1996 - 1999	WK1090	WK1099		
Trail Blazer 250	2005 - 2006	WK1091	WK1099			Xpress 300	1996 - 1999	WK1090	WK1099		

All Balls Racing wheel stud & nut kit applications continue on the next page.

WHEEL STUD & NUT KITS BY ALLBALLS



POLARIS											
MODEL	YEARS	WHEEL STUD & NUT KIT		WHEEL STUD & NUT KIT		MODEL	YEARS	WHEEL STUD & NUT KIT		WHEEL STUD & NUT KIT	
		FRONT #	REAR #	L REAR #	R REAR #			FRONT #	REAR #	L REAR #	R REAR #
ACE 325	2014 - 2016	WK1092	WK1092			Sportsman 400 4x4 Built Before 12/7/00	2001	WK1090	WK1091		
ACE 325 EU	2015	WK1092	WK1092								
ACE 325 HD	2015	WK1092	WK1092			Sportsman 400 HO 4x4	2009 - 2010	WK1091	WK1091		
Hawkeye 325 2x4	2015	WK1092	WK1092			Sportsman 400 HO 4x4	2011 - 2014	WK1092	WK1092		
Magnum 325 2x4	2000 - 2001	WK1090	WK1099			Sportsman 400 HO 4x4 Built After 9/16	2008	WK1091	WK1091		
Magnum 325 2x4	2002	WK1090	WK1091								
Magnum 325 4x4	2000 - 2001	WK1090	WK1099			Sportsman 400 HO 4x4 Built Before 9/16	2008	WK1091	WK1091		
Magnum 325 4x4	2002	WK1090	WK1091								
Magnum 325 4x4 HDS	2002	WK1090	WK1091			Trail Blazer 400	2003	WK1090	WK1099		
Magnum 325 4x4 HDS AA	2001	WK1090				Xplorer 400L 4x4	1995 - 2002	WK1090	WK1099		
Magnum 325 4x4 HDS FB	2001	WK1090				Xpress 400L 2x4	1996 - 1997	WK1090	WK1099		
Ranger 325 ETX	2015 - 2016	WK1103	WK1103			Magnum 425 2x4	1995 - 1997	WK1090	WK1099		
Ranger 325 ETX EU	2015	WK1103	WK1103			Magnum 425 2x4	1998	WK1090	WK1099		
Sportsman 325 ETX EFI	2015	WK1092	WK1092			Magnum 425 4x4	1995 - 1998	WK1090	WK1099		
Sportsman 325 ETX EFI MD	2015	WK1092	WK1092			Magnum 425 6x6	1996 - 1997	WK1090	WK1098		
Trail Boss 325	2000 - 2002	WK1090	WK1099			Xpedition 425	2000	WK1090	WK1099		
Xpedition 325	2000 - 2001	WK1090	WK1099			Xpedition 425	2001 - 2002	WK1090	WK1098		
Xpedition 325	2002	WK1090	WK1091			450 HO 2x4 MD	2016	WK1092	WK1092		
ATP 330 4x4	2004 - 2005	WK1091	WK1091			Outlaw 450	2008 - 2010	WK1091	WK1091		
Magnum 330 2x4	2003	WK1090	WK1091			Sportsman 450	2006	WK1091	WK1091		
Magnum 330 2x4	2004 - 2005	WK1091	WK1091			Sportsman 450 Built After 7/25/06	2007	WK1091	WK1091		
Magnum 330 4x4	2005	WK1091	WK1091								
Magnum 330 4x4 AA AB AC	2003 - 2004	WK1091	WK1091			Sportsman 450 Built Before 7/25/06	2007	WK1091	WK1091		
Magnum 330 4x4 FB	2003 - 2004	WK1091	WK1091								
Trail Blazer 330	2008 - 2009	WK1091	WK1098			Sportsman 450 EFI MD	2016	WK1092	WK1092		
Trail Blazer 330	2010 - 2013	WK1092	WK1098			Sportsman 450 EPS Quad	2016	WK1092	WK1092		
Trail Boss 330	2003 - 2009	WK1091	WK1099			Sportsman 450 EPS ZUG	2016	WK1092	WK1092		
Trail Boss 330	2010 - 2013	WK1092	WK1099			Sportsman 450 HD 2x4	2018	WK1092	WK1092		
Sportsman 335	1999 - 2000	WK1090	WK1091			Sportsman 450 HO	2016 - 2019	WK1092	WK1092		
Worker 335	1999	WK1090	WK1091			Sportsman 450 HO 2x4 MD	2016	WK1092	WK1092		
350L 2x4	1993	WK1090	WK1099			Diesel 455 4x4	2000 - 2001	WK1090	WK1091		
350L 4x4	1993	WK1090	WK1099			Diesel 455 4x4 Built After 9/98	1999	WK1090	WK1091		
Big Boss 350L 6x6	1993	WK1090	WK1098			Diesel 455 4x4 Built Before 9/98	1999	WK1090	WK1091		
Sportsman 350 4x4	1993	WK1090	WK1099			ACE 500	2017 - 2019	WK1092	WK1092		
Trail Boss 350L 2x4	1990		WK1098			ATP 500 4x4	2004 - 2005	WK1091	WK1091		
Trail Boss 350L 2x4	1991 - 1992		WK1098			Big Boss 500 6x6	1998 - 1999	WK1090	WK1098		
Trail Boss 350L 4x4	1990 - 1992		WK1098			Big Boss 500 6x6	2000	WK1090	WK1100		
400L 2x4	1994 - 1995	WK1090	WK1099			Big Boss 500 6x6	2001 - 2002	WK1090	WK1098		
400L 4x4	1994	WK1090	WK1099			Magnum 500 2x4 HDS	2002	WK1090	WK1091		
Big Boss 400L 6x6	1994 - 1997	WK1090	WK1098			Magnum 500 4x4	2000	WK1090	WK1098		
Hawkeye 400 HO 2x4	2011 - 2014	WK1092	WK1092			Magnum 500 4x4	2001	WK1090			
Magnum 400L 6x6	1996 - 1997	WK1090	WK1098			Magnum 500 4x4 AA	2002	WK1090	WK1099		
Ranger 4x4 400	2010 - 2014	WK1103	WK1103			Magnum 500 4x4 AB/FB	2002	WK1090	WK1091		
Scrambler 400 2x4	2000 - 2002	WK1090	WK1099			Magnum 500 4x4 Built After 9/11/98	1999	WK1090	WK1099		
Scrambler 400 4x4	1995	WK1090	WK1098								
Scrambler 400 4x4	1996	WK1090				Magnum 500 4x4 Built Before 9/11/98	1999	WK1090	WK1099		
Scrambler 400 4x4	1997	WK1090	WK1100								
Scrambler 400 4x4	1998 - 2002	WK1090	WK1101			Magnum 500 4x4 HDS	2003	WK1091	WK1091		
Sport 400	1994 - 1999	WK1090	WK1099			Magnum 500 4x4 HDS AA	2001	WK1090			
Sportsman 400 4x4	1994 - 1997	WK1090	WK1099			Magnum 500 4x4 HDS FB	2001	WK1090			
Sportsman 400 4x4	2002 - 2003	WK1090	WK1091			Outlaw 500	2006 - 2007	WK1091	WK1091		
Sportsman 400 4x4	2005	WK1091	WK1091			Predator 500	2003 - 2007	WK1091	WK1091		
Sportsman 400 4x4 AA AE AG	2004	WK1091	WK1091			PTV Series 10 4x4	2003	WK1091	WK1091		
Sportsman 400 4x4 AQ-AV	2004	WK1091	WK1091			PTV Series 10 6x6	2003	WK1090	WK1098		
Sportsman 400 4x4 Built After 12/7/00	2001	WK1090	WK1091			Ranger 2x4 500	2005 - 2008	WK1104	WK1104		
						Ranger 2x4 500	2009	WK1103	WK1103		

All Balls Racing wheel stud & nut kit applications continue on the next page.

- INDEX
- WIDE OPEN PARTS
- TIRES & WHEELS**
- BRAKES
- AIR, OIL & FUEL
- BATTERY & ELECTRICAL
- ENGINE
- BEARINGS
- BUSHINGS
- DRIVELINE
- AXLES
- BELTS
- CONTROLS
- TOOLS & CHEMICALS
- EXHAUST
- ACCESSORIES



WHEEL STUD & NUT KITS BY ALLBALLS



INDEX
WIDE OPEN PARTS
TIRES & WHEELS
BRAKES
AIR, OIL & FUEL
BATTERY & ELECTRICAL
ENGINE
BEARINGS
BUSHINGS
DRIVELINE
AXLES
BELTS
CONTROLS
TOOLS & CHEMICALS
EXHAUST
ACCESSORIES

POLARIS											
MODEL	YEARS	WHEEL STUD & NUT KIT		WHEEL STUD & NUT KIT		MODEL	YEARS	WHEEL STUD & NUT KIT		WHEEL STUD & NUT KIT	
		FRONT #	REAR #	L REAR #	R REAR #			FRONT #	REAR #	L REAR #	R REAR #
Ranger 2x4 500 Built After 1/15/07	2007	WK1104	WK1104			Xplorer 500	1997	WK1090	WK1091		
Ranger 2x4 500 Built Before 1/15/07	2007	WK1104	WK1104			Outlaw 525 IRS	2007 - 2011	WK1091	WK1091		
Ranger 4x4 500	1999	WK1090	WK1091			Outlaw 525 S	2008 - 2010	WK1091	WK1091		
Ranger 4x4 500	2004	WK1091	WK1091			Sportsman 550	2011 - 2013	WK1089	WK1089		
Ranger 4x4 500	2005 - 2006	WK1104	WK1104			Sportsman 550 X2	2010 - 2014	WK1089	WK1089		
Ranger 4x4 500 Built After 1/15/07	2007	WK1104	WK1104			Sportsman 550 X2 EPS LE	2014	WK1097	WK1097		
Ranger 4x4 500 Crew	2011	WK1103	WK1103			Sportsman 550 X2 INTL	2014	WK1089	WK1089		
Ranger 4x4 500 EFI	2006 - 2008	WK1104	WK1104			Sportsman 550 XP	2013	WK1089	WK1089		
Ranger 4x4 500 EFI	2009 - 2010	WK1106	WK1103			Sportsman 550 XP	2014	WK1097	WK1097		
Ranger 4x4 500 EFI	2011	WK1103	WK1103			Sportsman Touring 550 EPS	2010 - 2014	WK1097	WK1097		
Ranger 4x4 500 EFI Built After 8/28/06	2007	WK1104	WK1104			ACE 570	2017 - 2018	WK1092	WK1092		
Ranger 4x4 500 EFI Built Before 8/28/06	2007	WK1104	WK1104			ACE 570	2019	WK1107	WK1096		
Ranger 500 2WD	2017 - 2019	WK1103	WK1103			ACE 570 HD	2015 - 2019	WK1092	WK1092		
Ranger 500 4x4	2019	WK1103	WK1103			Ranger 570	2014 - 2019	WK1103	WK1103		
Ranger 500 ETX	2017	WK1103	WK1103			Ranger 570 Crew	2014 - 2019	WK1103	WK1103		
Ranger 6x6 500	1999	WK1090	WK1091			Ranger 570 Crew EPS	2014 - 2019	WK1096	WK1096		
Ranger 6x6 500	2004	WK1091	WK1091			Ranger 570 EPS	2014 - 2019	WK1096	WK1096		
Ranger 6x6 500	2005	WK1104	WK1104			Ranger 570 Full Size	2016		WK1102		
Ranger Series 10 4x4 & 6x6	2007	WK1090	WK1091			Ranger 570 Full Size	2017 - 2019	WK1103	WK1103		
Ranger Series 11 4x4 & 6x6	2007		WK1091			Ranger 570 Full Size Crew	2015	WK1102	WK1102		
Scrambler 500 2x4	2000 - 2002	WK1090	WK1099			Ranger 570 Full Size With Strut	2016	WK1092	WK1092		
Scrambler 500 2x4	2008	WK1091	WK1099			Ranger 570 HD	2019	WK1103	WK1103		
Scrambler 500 4x4	1997 - 2001	WK1090	WK1101			Ranger 570-6 Full Size Crew	2016 - 2019	WK1103	WK1103		
Scrambler 500 4x4	2002 - 2004	WK1090	WK1099			RZR 570 EFI	2012 - 2013	WK1120	WK1092		
Scrambler 500 4x4	2005 - 2009	WK1091	WK1099			RZR 570 EFI	2014 - 2019	WK1106	WK1092		
Scrambler 500 4x4	2010 - 2012	WK1092	WK1099			RZR 570 EFI EPS	2018 - 2019	WK1107	WK1096		
Sportsman 500 4x4	1996 - 2000	WK1090	WK1091			RZR 570 EU	2015 - 2017	WK1107	WK1096		
Sportsman 500 4x4 Built After 9/98	1999	WK1090	WK1091			RZR 570 EU	2018	WK1016	WK1092		
Sportsman 500 4x4 Built Before 9/98	1999	WK1090	WK1091			RZR 570 S	2017	WK1108	WK1096		
Sportsman 500 4x4 DUSE	2001 - 2002	WK1090	WK1091			Sportsman 570 6x6	2017 - 2019	WK1092	WK1092		
Sportsman 500 4x4 DUSE HO	2001	WK1090	WK1091			Sportsman 570 EFI	2014 - 2019	WK1092	WK1092		
Sportsman 500 4x4 HO	2001 - 2013	WK1092	WK1092			Sportsman 570 EFI EPS	2014 - 2015	WK1092	WK1092		
Sportsman 500 4x4 HO AA- AC-AE- AG	2004	WK1091	WK1091			Sportsman 570 EFI EPS MD	2015	WK1092	WK1092		
Sportsman 500 4x4 HO AO - AX	2004	WK1091	WK1091			Sportsman 570 EFI HD	2016 - 2018	WK1092	WK1092		
Sportsman 500 4x4 RSE	2000 - 2002	WK1090	WK1091			Sportsman 570 EFI MD	2015 - 2017	WK1092	WK1092		
Sportsman 500 4x4 RSE Built After 9/98	1999	WK1090	WK1091			Sportsman 570 EFI UTE	2017 - 2018	WK1092	WK1092		
Sportsman 500 4x4 RSE Built Before 9/98	1999	WK1090	WK1091			Sportsman 570 EFI UTE HD	2015 - 2016	WK1092	WK1092		
Sportsman 500 6x6	2000	WK1090	WK1098			Sportsman 570 EFI UTE HD EPS	2014	WK1092	WK1092		
Sportsman 500 6x6	2001 - 2002	WK1090	WK1098			Sportsman 570 EFI UTE MD	2016	WK1092	WK1092		
Sportsman 500 6x6	2003 - 2008	WK1091	WK1098			Sportsman 570 EFI UTE Tractor	2016	WK1092	WK1092		
Sportsman 500 EFI	2009	WK1092	WK1092			Sportsman 570 EFI X2 EPS	2015 - 2019	WK1092	WK1092		
Sportsman 500 X2	2006 - 2008	WK1091	WK1091			Sportsman 570 EFI X2 EPS EU	2015	WK1092	WK1092		
Sportsman Touring 500	2008 - 2013	WK1092	WK1092			Sportsman 570 EPS EU	2017 - 2018	WK1092	WK1092		
Worker 500 4x4	2000 - 2001	WK1090	WK1091			Sportsman 570 EPS Quad	2016	WK1092	WK1092		
Worker 500 4x4 Built After 9/98	1999	WK1090	WK1091			Sportsman 570 EPS UTE Quad	2016	WK1092	WK1092		
Worker 500 4x4 Built Before 9/98	1999	WK1090	WK1091			Sportsman 570 EPS ZUG	2016 - 2018	WK1092	WK1092		
						Sportsman 570 HD	2015	WK1092	WK1092		
						Sportsman 570 HD EFI	2014	WK1092	WK1092		
						Sportsman 570 SP	2015 - 2019	WK1096	WK1096		
						Sportsman 570 SP After 12/15/17	2018	WK1096	WK1096		
						Sportsman 570 SP Before 12/15/17	2018	WK1096	WK1096		
						Sportsman 570 SP EPS Quad	2015 - 2016	WK1096	WK1096		
						Sportsman 570 SP MD	2015 - 2016	WK1096	WK1096		
						Sportsman 570 X2 EPS MD	2017	WK1092	WK1092		
						Sportsman Forest 570	2014	WK1092	WK1092		

All Balls Racing wheel stud & nut kit applications continue on the next page.



WHEEL STUD & NUT KITS BY ALLBALLS



POLARIS											
MODEL	YEARS	WHEEL STUD & NUT KIT		WHEEL STUD & NUT KIT		MODEL	YEARS	WHEEL STUD & NUT KIT		WHEEL STUD & NUT KIT	
		FRONT #	REAR #	L REAR #	R REAR #			FRONT #	REAR #	L REAR #	R REAR #
Sportsman Forest 570 EFI EPS	2014 - 2015	WK1092	WK1092			Sportsman 850 High Lifter	2016 - 2019	WK1089	WK1089		
Sportsman Touring 570 EFI	2014 - 2019	WK1092	WK1092			Sportsman 850 SP	2015	WK1089	WK1097		
Sportsman Touring 570 EFI EPS	2015 - 2016	WK1092	WK1092			Sportsman 850 XP HO EPS MD	2015	WK1097	WK1097		
Sportsman Touring 570 EFI EPS Built After 8/29	2017	WK1092	WK1092			Sportsman Forest 850	2011 - 2015	WK1097	WK1097		
Sportsman Touring 570 EFI EPS Built Before 8/29	2017	WK1092	WK1092			Sportsman Forest 850 EU	2015	WK1097	WK1097		
Sportsman Touring 570 EFI EPS MD	2016 - 2017	WK1092	WK1092			Sportsman Touring 850 EPS	2014	WK1097	WK1097		
Sportsman Touring 570 EFI MD	2015	WK1092	WK1092			Sportsman Touring 850 INTL	2014	WK1097	WK1097		
Sportsman Touring 570 SP	2015 - 2019	WK1096	WK1096			Sportsman Touring 850 SP	2015 - 2019	WK1097	WK1097		
Sportsman 600 4x4	2003 - 2005	WK1091	WK1091			Sportsman Touring 850 SP EU	2015	WK1097	WK1097		
Sportsman 600 4x4 Built After 10/02/03	2004	WK1091	WK1091			Sportsman Touring 850 SP MD	2015	WK1097	WK1097		
Sportsman 600 4x4 Built Before 10/02/03	2004	WK1091	WK1091			Sportsman Touring EPS 850	2010 - 2013	WK1097	WK1097		
Ranger 4x4 700	2005	WK1104	WK1104			Sportsman Touring EPS 850 HO	2013	WK1097	WK1097		
Ranger 4x4 700	2006		WK1104			Sportsman X2 850	2011	WK1089	WK1089		
Ranger 6x6 700 EFI	2006 - 2009	WK1103	WK1103			Sportsman XP 850	2009 - 2013	WK1089	WK1089		
Ranger TM 700	2004	WK1091	WK1091			Sportsman XP 850 EPS Built After 12/2/08	2009	WK1089	WK1089		
Ranger TM 700	2005 - 2006	WK1104	WK1104			Sportsman XP 850 EPS Built Before 12/1/08	2009	WK1089	WK1089		
Sportsman 700 4x4	2003 - 2007	WK1091	WK1091			ACE 900 EFI EPS	2016	WK1096	WK1096		
Sportsman 700 4x4 Built After 10/02/03	2004	WK1091	WK1091			ACE 900 EPS XC	2017 - 2019	WK1107	WK1096		
Sportsman 700 4x4 Built After 5/01/02	2002	WK1091	WK1091			Brutus HD 900	2013 - 2015	WK1102	WK1102		
Sportsman 700 4x4 Built Before 10/02/03	2004	WK1091	WK1091			Ranger 4x4 900 Diesel	2011 - 2014	WK1106	WK1103		
Sportsman 700 4x4 Built Before 5/01/02	2002	WK1091	WK1091			Ranger 4x4 900 Diesel Crew	2012 - 2014	WK1106	WK1103		
Sportsman 700 EFI	2005 - 2007	WK1091	WK1091			Ranger 900 Crew	2014 - 2019	WK1102	WK1102		
Sportsman MV7	2005	WK1091	WK1091			Ranger 900 Crew EPS	2014 - 2019	WK1109	WK1109		
Sportsman X2 700 EFI	2008	WK1091	WK1091			Ranger 900 XP	2017 - 2019	WK1102	WK1102		
Forest 800 6x6	2015	WK1092	WK1092			Ranger 900 XP Crew	2018	WK1102	WK1102		
Ranger 4x4 800 EFI	2014		WK1111			Ranger 900 XP EPS	2018 - 2019	WK1109	WK1109		
Ranger 4x4 800 EFI CREW	2010 - 2012		WK1103			Ranger 900 XP EU	2015 - 2016	WK1102	WK1102		
Ranger 4x4 800 EFI CREW	2013	WK1106	WK1103			Ranger 900D HIPPO MPS	2014	WK1106	WK1103		
Ranger 4x4 800 EFI CREW	2014	WK1106	WK1106			Ranger Diesel HST/Deluxe	2014	WK1102	WK1102		
Ranger 4x4 800 EFI MIDSIZE	2013 - 2014		WK1111			Ranger Diesel INTL	2014	WK1106	WK1103		
Ranger 6x6 800	2010 - 2016	WK1106	WK1103			RZR 4 900	2015 - 2018	WK1109	WK1109		
RZR 4 800	2010 - 2014	WK1107	WK1096			RZR 4 XP 900	2012 - 2013	WK1107	WK1096		
RZR 800	2008	WK1120	WK1092			RZR 4 XP JAGGED X	2013	WK1107	WK1096		
RZR S 800	2009 - 2014	WK1108	WK1096			RZR 900 50 INCH	2018 - 2019	WK1102	WK1102		
RZR S 800 Built After 3/22/10	2010	WK1108	WK1096			RZR 900 50 INCH EPS	2018 - 2019	WK1109	WK1109		
RZR S 800 Built Before 3/21/10	2010	WK1108	WK1096			RZR 900 50 INCH MD	2017	WK1109	WK1109		
Sportsman 800 EFI	2009 - 2014	WK1092	WK1092			RZR 900 60 INCH	2016 - 2019	WK1109	WK1109		
Sportsman 800 EFI 6x6	2009 - 2014	WK1092	WK1092			RZR 900 60 INCH Built After 3/2/15	2015	WK1109	WK1109		
Sportsman 800 EFI Forest	2014	WK1092	WK1096			RZR 900 60 INCH Built Before 3/1/15	2015	WK1109	WK1109		
Sportsman 800 HO EFI	2009	WK1092	WK1092			RZR XP 900	2011 - 2013	WK1107	WK1096		
Sportsman Touring 800 EFI	2008 - 2009	WK1096	WK1096			General 1000 EPS	2018 - 2019	WK1102	WK1102		
Sportsman X2 800 EFI	2007	WK1096	WK1091			General 1000 EPS Deluxe	2019	WK1109	WK1109		
Scrambler 850	2015 - 2018	WK1089	WK1089			General 1000 EPS Premium	2019	WK1109	WK1109		
Scrambler 850 EU	2015	WK1089	WK1089			General 4 1000 EPS	2017 - 2019	WK1109	WK1109		
Scrambler 850 MD	2015	WK1089	WK1089			Ranger 1000 Diesel	2015 - 2018	WK1102	WK1102		
Sportsman XP 850 EPS Built Before 12/1/08	2009	WK1089	WK1089			Ranger 1000 Diesel Crew	2015 - 2018	WK1102	WK1102		
						Ranger 1000 Diesel EU	2015 - 2016	WK1102	WK1102		
						Ranger 1000 EPS BASE	2018 - 2019	WK1102	WK1102		
						Ranger 1000 EPS HD MD	2019	WK1109	WK1109		
						Ranger HST	2015 - 2016	WK1102	WK1102		
						Ranger XP 1000	2017	WK1102	WK1102		
						Ranger XP 1000 Crew	2017	WK1102	WK1102		

- INDEX
- WIDE OPEN PARTS
- TIRES & WHEELS**
- BRAKES
- AIR, OIL & FUEL
- BATTERY & ELECTRICAL
- ENGINE
- BEARINGS
- BUSHINGS
- DRIVELINE
- AXLES
- BELTS
- CONTROLS
- TOOLS & CHEMICALS
- EXHAUST
- ACCESSORIES

All Balls Racing wheel stud & nut kit applications continue on the next page.



WHEEL STUD & NUT KITS BY ALLBALLS



- INDEX
- WIDE OPEN PARTS
- TIRES & WHEELS
- BRAKES
- AIR, OIL & FUEL
- BATTERY & ELECTRICAL
- ENGINE
- BEARINGS
- BUSHINGS
- DRIVELINE
- AXLES
- BELTS
- CONTROLS
- TOOLS & CHEMICALS
- EXHAUST
- ACCESSORIES

POLARIS											
MODEL	YEARS	WHEEL STUD & NUT KIT		WHEEL STUD & NUT KIT		MODEL	YEARS	WHEEL STUD & NUT KIT		WHEEL STUD & NUT KIT	
		FRONT #	REAR #	L REAR #	R REAR #			FRONT #	REAR #	L REAR #	R REAR #
Ranger XP 1000 Crew EPS	2017	WK1109	WK1109			RZR XP 4 1000 High Lifter	2018 - 2019	WK1110	WK1110		
Ranger XP 1000 Crew High Lifter	2017	WK1109	WK1109			RZR XP 4 1000 High Lifter Built After 10/3/16	2017	WK1110	WK1110		
Ranger XP 1000 Crew Hunter	2017	WK1102	WK1102								
Ranger XP 1000 Crew NSTR	2017	WK1109	WK1109			RZR XP 4 1000 High Lifter Built Before 10/3/16	2017	WK1110	WK1110		
Ranger XP 1000 EPS	2017	WK1109	WK1109								
Ranger XP 1000 EPS Crew Built After 7/01/18	2019	WK1102	WK1102			RZR XP 4 1000 Ride Command	2018 - 2019	WK1110	WK1110		
						RZR XP 4 TURBO	2016 - 2019	WK1110	WK1110		
Ranger XP 1000 EPS Crew Built Before 7/01/18	2019	WK1102	WK1102			RZR XP 4 TURBO Built After 6/5/17	2018	WK1110	WK1110		
Ranger XP 1000 EPS Crew Mud	2019	WK1109	WK1109			RZR XP 4 TURBO Built Before 6/6/17	2018	WK1110	WK1110		
Ranger XP 1000 EPS Crew NSTR	2018 - 2019	WK1109	WK1109								
Ranger XP 1000 High Lifter	2017	WK1109	WK1109			RZR XP TURBO	2016 - 2019	WK1110	WK1110		
Ranger XP 1000 Hunter	2017	WK1102	WK1102			RZR XP TURBO Built After 6/5/17	2018	WK1110	WK1110		
Ranger XP 1000 NSTR	2017	WK1109	WK1109			RZR XP TURBO Built Before 6/6/17	2018	WK1110	WK1110		
Ranger XP 1000 Ranch	2017	WK1109	WK1109								
RZR 1000 60 INCH	2016 - 2019	WK1109	WK1109			RZR XP TURBO MD	2016	WK1110	WK1110		
RZR RS1	2018 - 2019	WK1110	WK1110			RZR XP TURBO S	2018 - 2019	WK1110	WK1110		
RZR S4 1000	2019	WK1109	WK1109			RZR XP TURBO S4	2019	WK1110	WK1110		
RZR XP 1000	2014 - 2019	WK1110	WK1110			RZR XP TURBO Tractor	2017	WK1110	WK1110		
RZR XP 1000 Built After 10/20/15	2016	WK1110	WK1110								
RZR XP 1000 Built Before 10/19/15	2016	WK1110	WK1110			RZR XP TURBO Tractor Built After 6/5/17	2018	WK1110	WK1110		
RZR XP 1000 Dynamix	2019	WK1110	WK1110			RZR XP TURBO Tractor Built Before 6/6/17	2018	WK1110	WK1110		
RZR XP 1000 High Lifter	2018 - 2019	WK1110	WK1110			Scrambler 1000 MD	2015	WK1097	WK1097		
RZR XP 1000 High Lifter Built After 10/3/16	2017	WK1110	WK1110			Scrambler 1000 Tractor	2018	WK1097	WK1097		
						Scrambler 1000 XP	2015 - 2018	WK1097	WK1097		
RZR XP 1000 High Lifter Built Before 10/3/16	2017	WK1110	WK1110			Scrambler 1000 XP EU	2015	WK1097	WK1097		
RZR XP 1000 INTL	2015	WK1110	WK1110			Scrambler 1000 XP HO EPS	2014 - 2015	WK1097	WK1097		
RZR XP 1000 Ride Command	2017 - 2019	WK1110	WK1110			Scrambler 1000 XP HO EPS INTL	2014	WK1097	WK1097		
RZR XP 1000 Trails & Rocks	2018 - 2019	WK1110	WK1110			Sportsman 1000 High Lifter	2016 - 2019	WK1097	WK1097		
RZR XP 1000 Trails & Rocks Built After 10/3/16	2017	WK1110	WK1110			Sportsman 1000 MD	2015	WK1097	WK1097		
						Sportsman 1000 XP	2015 - 2018	WK1097	WK1097		
RZR XP 1000 Trails & Rocks Built Before 10/3/16	2017	WK1110	WK1110			Sportsman 1000 XP Tractor	2017 - 2018	WK1097	WK1097		
						Sportsman Forest 1000 EU	2015	WK1097	WK1097		
RZR XP 4 1000	2014 - 2019	WK1110	WK1110			Sportsman Touring 1000	2015 - 2019	WK1097	WK1097		
RZR XP 4 1000 Built After 10/20/15	2016	WK1110	WK1110			Sportsman Touring 1000 Tractor	2018	WK1097	WK1097		
						Scrambler 1000 XP HO EPS INTL	2014	WK1097	WK1097		
RZR XP 4 1000 Built Before 10/19/15	2016	WK1110	WK1110			Sportsman 1000 High Lifter	2016 - 2019	WK1097	WK1097		
						Sportsman 1000 MD	2015	WK1097	WK1097		
RZR XP 4 1000 Built After 10/3/16	2017	WK1110	WK1110			Sportsman 1000 XP	2015 - 2018	WK1097	WK1097		
						Sportsman 1000 XP Tractor	2017 - 2018	WK1097	WK1097		
RZR XP 4 1000 Built Before 10/19/15	2016	WK1110	WK1110			Sportsman Forest 1000 EU	2015	WK1097	WK1097		
						Sportsman Touring 1000	2015 - 2019	WK1097	WK1097		
RZR XP 4 1000 Built Before 10/3/16	2017	WK1110	WK1110			Sportsman Touring 1000 Tractor	2018	WK1097	WK1097		
RZR XP 4 1000 Dynamix	2019	WK1110	WK1110								

All Balls Racing wheel stud & nut kit applications continue on the next page.

PLACE YOUR ORDER WITH US ...

BY PHONE: 1-800-367-9603 » BY FAX: 901-377-3392 » ONLINE: WWW.JMATV.COM



WHEEL STUD & NUT KITS BY ALLBALLS



SUZUKI											
MODEL	YEARS	WHEEL STUD & NUT KIT		WHEEL STUD & NUT KIT		MODEL	YEARS	WHEEL STUD & NUT KIT		WHEEL STUD & NUT KIT	
		FRONT #	REAR #	L REAR #	R REAR #			FRONT #	REAR #	L REAR #	R REAR #
LT-80	1987 - 1994	WK1055	WK1055			LT-F400F 4WD King Quad	2008 - 2012	WK1065	WK1064		
LT-80	1996 - 2006	WK1055	WK1055			LT-F400F 4WD King Quad	2013 - 2018	WK1065		WK1065	WK1064
LT-Z90 QUADSPORT	2007 - 2018	WK1056	WK1055			LT-F400F Eiger 4wd	2002 - 2007	WK1065	WK1064		
LT-160	2003 - 2004		WK1056			LT-Z400	2003 - 2014	WK1035	WK1040		
LT-160E	1989 - 1992		WK1056			LTA-450 X King Quad	2007	WK1040	WK1065		
LT-F160	1991 - 2001		WK1056			LTA-450 X King Quad	2008 - 2010	WK1065	WK1065		
LT-230E	1988 - 1993		85-1058			LT-R450	2006 - 1990	WK1035	WK1040		
LT-250R	1985 - 1986		85-1060			LT-500R	1987 - 1999		WK1066		
LT-4WD 250 Quad Runner	1989 - 1998	WK1062	WK1062			LT-A500F Quad Master Auto	2000 - 2001	WK1065	WK1065		
LT-F250 2WD	1988 - 2001	WK1062	WK1062			LT-A500F Vinson	2002 - 2007	WK1065	WK1065		
LT-F250 Ozark	2002 - 2014	WK1040	WK1040			LT-A500X	2009 - 2015	WK1040	WK1040		
LT-F250F 4WD Quad Runner	1999 - 2002	WK1062	WK1062			LT-A500X	2016 - 2018	WK1065	WK1065		
LT-Z250	2004 - 2009	WK1035	WK1040			LT-A500XP POWER STEERING	2011 - 2018	WK1040	WK1040		
LT-F300F King Quad	1999 - 2002	WK1065				LT-F500F	1998 - 2002	WK1065	WK1065		
LT-F4WDX King Quad 300	1991 - 1998	WK1122				LT-F500F Vinson	2003 - 2007	WK1065	WK1065		
LT-A400 2WD King Quad	2008 - 2009	WK1065		WK1065	WK1064	LTA-700 X King Quad	2005 - 2007	WK1040	WK1040		
LT-A400 Eiger 2wd	2002 - 2007	WK1065		WK1065	WK1064	LTV-700F Twin Peaks	2004 - 2006	WK1121	WK1027		
LT-A400F 4WD King Quad	2008 - 2018	WK1065		WK1065	WK1064	LTA-750 X King Quad	2008 - 2018	WK1040	WK1040		
LT-A400F Eiger 4wd	2002 - 2007	WK1065		WK1065	WK1064	LTA-750 XP King Quad Power Steering	2011 - 2018	WK1040	WK1040		
LT-F400 2WD King Quad	2008	WK1065		WK1065	WK1064						
LT-F400 Eiger 2wd	2002 - 2007	WK1065	WK1064								

YAMAHA											
MODEL	YEARS	WHEEL STUD & NUT KIT		WHEEL STUD & NUT KIT		MODEL	YEARS	WHEEL STUD & NUT KIT		WHEEL STUD & NUT KIT	
		FRONT #	REAR #	L REAR #	R REAR #			FRONT #	REAR #	L REAR #	R REAR #
YFM50 Raptor	2004 - 2006	WK1012	WK1011			YFM350 Raptor	2007 - 2013	WK1001	WK1001		
YFM50 Raptor	2007 - 2008	WK1011	WK1011			YFM350 Warrior	1987 - 1988				
YFZ50	2017 - 2019	WK1010	WK1010			YFM350 Warrior	1989 - 2004	WK1004	WK1004		
YFM80 Badger	1987 - 1997	WK1012	WK1015			YFM350BA Bruin 2WD	2004 - 2006	WK1006	WK1006		
YFM80 Badger	1998 - 2001	WK1011	WK1012			YFM350ER Moto-4	1989 - 1995	WK1020	WK1006		
YFM80 Grizzly	2005 - 2008	WK1011	WK1015			YFM350FA Bruin 4WD	2004 - 2006	WK1006	WK1006		
YFM80 Raptor	2002 - 2008	WK1011	WK1015			YFM350FGW Grizzly 4WD	2007 - 2014	WK1007	WK1007		
YFM90 Raptor	2009 - 2013					YFM350FW Big Bear	1987 - 1988		WK1006		
YFM90 Raptor	2016 - 2018	WK1010	WK1010			YFM350FW Big Bear	1989 - 1995	WK1009	WK1006		
YFM100	1987 - 1991					YFM350FW Big Bear	1996 - 1997	WK1009		WK1006	WK1008
YFA1	1989 - 2004	WK1006	WK1007			YFM350FW Big Bear	1998	WK1008		WK1006	WK1008
YFM125 Grizzly	2004 - 2013	WK1007	WK1007			YFM350FW Big Bear	1999	WK1006		WK1006	WK1008
YFM125 Raptor	2011 - 2013	WK1001	WK1001			YFM350GW Grizzly 2WD	2007 - 2011	WK1007	WK1007		
YFS200 Blaster	1988 - 1994	WK1001	85-1126			YFM350JU Big Bear	1996 - 1997	WK1009		WK1006	WK1008
YFS200 Blaster	1995 - 2006	WK1004	85-1018			YFM350JU Big Bear	1998 - 1999	WK1006		WK1006	WK1008
YFB250 Timberwolf	1992 - 1994	WK1001	WK1009			YFM35FX Wolverine	1995 - 2005	WK1006	WK1006		
YFB250 Timberwolf	1995	WK1020	WK1009			YFM35X Wolverine	2006 - 2007	WK1006	WK1006		
YFB250 Timberwolf	1996 - 1997	WK1009	WK1009			YFM35X Wolverine	2008 - 2009	WK1007	WK1007		
YFB250 Timberwolf	1998	WK1020	WK1009			YFZ350 Banshee	1987 - 1989		WK1004		
YFB250FW Timberwolf	1994 - 2000	WK1009	WK1009			YFZ350 Banshee	1990 - 2006	WK1004	WK1004		
YFM 250 Raptor	2008 - 2013	WK1001	WK1001			YFM400 Big Bear 2WD	2000 - 2004	WK1007	WK1006		
YFM250 Beartracker	1999 - 2004	WK1008		WK1006	WK1009	YFM400 Big Bear 4WD	2000 - 2006	WK1007	WK1006		
YFM250 Big Bear	2007 - 2009	WK1007	WK1007			YFM400 Big Bear IRS	2007 - 2012	WK1007	WK1007		
YFM250 Moto-4	1989 - 1991	WK1020	WK1006			YFM400 Grizzly IRS	2007	WK1006	WK1007		
YFM250B Bruin	2005 - 2006	WK1006	WK1006			YFM400 Grizzly IRS	2008	WK1007	WK1007		
YFM300 Grizzly	2012 - 2013		WK1017			YFM400 Kodiak 2WD	2000 - 2004	WK1006	WK1006		
YFM350 Grizzly IRS	2007 - 2011	WK1007	WK1007			YFM400 Kodiak 4WD	1993 - 1998	WK1008	WK1006		
YFM350 Raptor	2004 - 2006	WK1004	WK1004			YFM400 Kodiak 4WD	1999 - 2006	WK1006	WK1006		

All Balls Racing wheel stud & nut kit applications continue on the next page.

INDEX

WIDE OPEN PARTS

TIRES & WHEELS

BRAKES

AIR, OIL & FUEL

BATTERY & ELECTRICAL

ENGINE

BEARINGS

BUSHINGS

DRIVELINE

AXLES

BELTS

CONTROLS

TOOLS & CHEMICALS

EXHAUST

ACCESSORIES



WHEEL STUD & NUT KITS BY ALLBALLS



YAMAHA

MODEL	YEARS	WHEEL STUD & NUT KIT		WHEEL STUD & NUT KIT		MODEL	YEARS	WHEEL STUD & NUT KIT		WHEEL STUD & NUT KIT	
		FRONT #	REAR #	L REAR #	R REAR #			FRONT #	REAR #	L REAR #	R REAR #
YXR450 RHINO	2006 - 2009	WK1025	WK1020			VIKING 700 EPS Red/Green	2018	WK1023	WK1023		
KODIAK 450 4WD	2018 - 2019	WK1007	WK1007			VIKING 700 VI EPS	2015 - 2019	WK1023	WK1023		
KODIAK 450 EPS 4WD	2018 - 2019	WK1007	WK1007			VIKING 700 VI EPS Hunter	2018 - 2019	WK1021	WK1021		
KODIAK 450 EPS 4WD Armor Grey	2018	WK1002	WK1002			VIKING 700 VI EPS Ranch	2018 - 2019	WK1021	WK1021		
YFM450 Grizzly EPS	2011 - 2014	WK1007	WK1007			700 Wolverine	2016 - 2018	WK1023	WK1023		
YFM450 Grizzly IRS	2007 - 2014	WK1007	WK1007			700 Wolverine EPS	2017	WK1023	WK1023		
YFM450 Kodiak	2003 - 2006	WK1006	WK1006			700 Wolverine R-SPEC	2016	WK1023	WK1023		
YFM45FX Wolverine 450 4x4	2006 - 2010	WK1003	WK1003			700 Wolverine R-SPEC EPS	2016 - 2017	WK1023	WK1023		
YFZ450	2004 - 2005	WK1004	WK1001			700 Wolverine R-SPEC EPS	2018	WK1021	WK1021		
YFZ450	2006 - 2013	WK1001	WK1001			700 Wolverine R-SPEC EPS SE	2016 - 2017	WK1021	WK1021		
YFZ450R	2009 - 2019	WK1001	WK1001			700 Wolverine R-SPEC Hunter	2018	WK1021	WK1021		
YFZ450X	2010 - 2011	WK1001	WK1001			YFM700 Grizzly	2007 - 2016	WK1003	WK1003		
YFM550 Grizzly	2009 - 2014	WK1003	WK1003			YFM700 Grizzly EPS	2008 - 2016	WK1003	WK1003		
YFM550 Grizzly EPS	2009 - 2014	WK1003	WK1003			YFM700 Grizzly EPS	2017 - 2019	WK1002	WK1002		
YFM600 Grizzly	1998	WK1006		WK1006	WK1008	YFM700 Grizzly EPS Graphite	2018	WK1003	WK1003		
YFM600 Grizzly	1999 - 2001	WK1016	WK1016			YFM700 Grizzly EPS Hunter	2018 - 2019	WK1002	WK1002		
660 RHINO	2004 - 2007	WK1008	WK1020			YFM700 Grizzly EPS LE	2018	WK1002	WK1002		
YFM660 Grizzly	2002 - 2008	WK1005	WK1005			YFM700 Grizzly EPS SE	2018 - 2019	WK1002	WK1002		
YFM660R Raptor	2001 - 2005	WK1004	WK1004			YFM700R Raptor	2006 - 2018	WK1001	WK1001		
700 RHINO FI	2008 - 2013	WK1025	WK1024			850 Wolverine X2	2019	WK1023	WK1023		
KODIAK 700 4WD	2016 - 2019	WK1003	WK1003			850 Wolverine X2 R-SPEC	2019	WK1021	WK1021		
KODIAK 700 EPS 4WD	2016 - 2017	WK1003	WK1003			850 Wolverine X4	2018	WK1023	WK1023		
KODIAK 700 EPS 4WD	2018	WK1002	WK1002			850 Wolverine X4	2019	WK1021	WK1021		
KODIAK 700 EPS 4WD	2019	WK1003	WK1003			850 Wolverine X4 Hunter	2018 - 2019	WK1021	WK1021		
KODIAK 700 EPS 4WD Green	2018	WK1003	WK1003			850 Wolverine X4 SE	2018 - 2019	WK1021	WK1021		
KODIAK 700 EPS 4WD Hunter	2018 - 2019	WK1002	WK1002			YXZ1000R EPS	2016 - 2019	WK1021	WK1021		
KODIAK 700 EPS 4WD SE	2018 - 2019	WK1002	WK1002			YXZ1000R EPS SE	2017 - 2019	WK1021	WK1021		
VIKING 700	2014 - 2019	WK1023	WK1023			YXZ1000R EPS SS	2017 - 2019	WK1021	WK1021		
VIKING 700 EPS	2018	WK1021	WK1021			YXZ1000R EPS SS SE	2017 - 2019	WK1021	WK1021		




» ALL-NEW & UPDATED FOR 2021 »

Tire & Wheel Quick Reference — AVAILABLE ON JMATV.COM

Brakes

We carry many brands of brake pads and shoes and are sure to have a brake for your application. All brakes meet or exceed manufacturer specifications



ARCTIC CAT ATV

MODEL	YEAR	SIDE	WIDE OPEN		EMGO FULL METAL		STREAMLINE HEAVY DUTY	
			FRONT	REAR	FRONT	REAR	FRONT	REAR
50 DVX	06-14	L/R						
50 UTILITY	06-07	L/R		BD271RW	BS131*	BS096E		
50 Y6 Youth	04-05	L/R			BS131*	BS151		
90 Y12 Youth	02-05	L/R			BS131*	BS151		
90 DVX/UTILITY	06-14	L/R			BS131*	BS154		
90 ATV	15-17	L/R			BS131*			
90 Alterra	17-20	L/R			BS131*			
150 UTILITY 2x4	09-14	L/R			BS131*	BS154		
250 2x4	99-04	L/R	BD271RW*	BD271RW	BS096E*	BS096E		
250 2x4	05-09	L/R	BD395RW*	BD395RW	BD923E*	BD923E	BD923S*	BD923S
250 4x4	01-04	L/R	BD271RW*	BD271RW	BS096E*	BS096E		
250 4x4	05-08	L/R	BD395RW*	BD395RW	BD923E*	BD923E	BD923S*	BD923S
250 Mechanical Brake	98-04	Mid Axle			BS020			
300 2x4	98-03	L/R	BD271RW*	BD271RW	BS096E*	BS096E		
300 4x4	98-04	L/R	BD271RW*	BD271RW	BS096E*	BS096E		
300 4x4	2005	L/R	BD395RW*	BD395RW	BD923E*	BD923E	BD923S*	BD923S
300 Mechanical Brake	98-04	Mid Axle			BS020			
300 Alterra	17-19	L/R			TBA	TBA		
350 4x4	11-12	L/R	BD395RW*	BD395RW	BD923E*	BD923E	BD923S*	BD923S
366 4x4	08-11	L/R	BD395RW*	BD395RW	BD923E*	BD923E	BD923S*	BD923S
375 ALL	2002	L/R	BD271RW*	BD271RW	BS096E*	BS096E		
375 Mechanical Brake	98-04	Mid Axle			BS020			
400 DVX	04-08	L/R	BD84RW*		BD127E*	BD341E	BD127S*	BD341S
400 ALL	98-04	L/R	BD271RW*	BD271RW	BS096E*	BS096E		
400 Mechanical Brake	98-04	Mid Axle			BS020			
400 VP	2005	L/R	BD271RW*	BD271RW	BS096E*	BS096E		
400VP	2006	L/R	BD395RW*	BD395RW	BD923E*	BD923E	BD923S*	BD923S
400 FIS	05-08	L/R	BD395RW*	BD395RW	BD923E*	BD923E	BD923S*	BD923S
400 FIS	13-15	L/R	BD395RW*	BD395RW	BD923E*	BD923E	BD923S*	BD923S
425 CR	2013	L/R	BD395RW*	BD395RW	BD923E*	BD923E	BD923S*	BD923S
450 ATV	10-19	L/R	BD395RW*	BD395RW	BD923E*	BD923E	BD923S*	BD923S
454	96-98	L/R	BD271RW*	BD271RW	BS096E*	BS096E		
500 4x4	98-04	L/R	BD271RW*	BD271RW	BS096E*	BS096E		
500 4x4	05-09	L/R	BD395RW*	BD395RW	BD923E*	BD923E	BD923S*	BD923S
500 4x4	13-17	L/R	BD395RW*	BD395RW	BD923E*	BD923E	BD923S*	BD923S
550 H1	09-15	L/R	BD395RW*	BD395RW	BD923E*	BD923E	BD923S*	BD923S
570 Alterra	2019	L/R	TBA	TBA				

KEY

* Two sets required

Brakes continue on the next page.

INDEX

WIDE OPEN PARTS

TIRES & WHEELS

BRAKES

AIR, OIL & FUEL

BATTERY & ELECTRICAL

ENGINE

BEARINGS

BUSHINGS

DRIVELINE

AXLES

BELTS

CONTROLS

TOOLS & CHEMICALS

EXHAUST

ACCESSORIES



ARCTIC CAT ATV

MODEL	YEAR	SIDE	WIDE OPEN		EMGO FULL METAL		STREAMLINE HEAVY DUTY	
			FRONT	REAR	FRONT	REAR	FRONT	REAR
650 V2	04-06	L/R	BD395RW*	BD395RW	BD923E*	BD923E	BD923S*	BD923S
650 H1	04-11	L/R	BD395RW*	BD395RW	BD923E*	BD923E	BD923S*	BD923S
700 ATV	06-17	L/R	BD395RW*	BD395RW	BD923E*	BD923E	BD923S*	BD923S
700 Alterra	18-19	L/R	TBA	TBA				
1000 ATV ALL	08-17	L/R	BD395RW*	BD395RW	BD923E*	BD923E	BD923S*	BD923S



ARCTIC CAT UTV

MODEL	YEAR	SIDE	WIDE OPEN		EMGO FULL METAL		STREAMLINE HEAVY DUTY	
			FRONT	REAR	FRONT	REAR	FRONT	REAR
500 Prowler	09-16	L/R	BD395RW*	BD395RW*	BD923E*	BD923E*	BD923S*	BD923S*
550 Prowler	09-15	L/R	BD395RW*	BD395RW*	BD923E*	BD923E*	BD923S*	BD923S*
650 Prowler	06-09	L/R	BD395RW*	BD395RW*	BD923E*	BD923E*	BD923S*	BD923S*
700 Prowler	08-17	L/R	BD395RW*	BD395RW*	BD923E*	BD923E*	BD923S*	BD923S*
700 Wildcat Trail	14-17	L/R	BD395RW*	BD395RW*	BD923E*	BD923E*	BD923S*	BD923S*
700 Wildcat Trail	18-19	L/R	TBA	TBA				
700 Wildcat Sport	15-17	L/R	TBA	BD395RW*		BD923E*		BD923S*
700 Wildcat Sport	18-19	L/R	TBA	TBA				
1000 Prowler	09-17	L/R	BD395RW*	BD395RW*	BD923E*	BD923E*	BD923S*	BD923S*
1000 Wildcat	12-16	L/R	BD395RW*	BD395RW*	BD923E*	BD923E*	BD923S*	BD923S*
1000 Wildcat 4	13-16	L/R	TBA	BD395RW*		BD923E*		BD923S*
1000 Wildcat X	12-13	L/R	BD395RW*	BD395RW*	BD923E*	BD923E*	BD923S*	BD923S*
1000 Wildcat X	14-17	L/R	TBA	BD395RW*		BD923E*		BD923S*
1000 Wildcat X	18-19	L/R	TBA	TBA				
1000 Wildcat XX	18-19	L/R	TBA	TBA				



CAN-AM ATV

MODEL	YEAR	SIDE	WIDE OPEN		EMGO FULL METAL		STREAMLINE HEAVY DUTY	
			FRONT	REAR	FRONT	REAR	FRONT	REAR
DS 50, Quest 50	02-06	L/R			BS150*	BS142		
DS 50, Quest 50	07-14	L/R			BS131*	BS151		
DS 70	08-15	L/R			BS131*	BS151		
DS 90, Quest 90	03-06	L/R				BS142		
DS 90, Quest 90	07-15	L/R			BS131*	BS142		
DS 90X	08-15	L/R			BD342*	BD342		
200 Rally	02-04	L/R			BD342*			
200 Rally	05-07	L/R		BD413RW	BD342*	BD266E		BD266S
300 Rally	03-04	L/R			BD342*			
330 Outlander	04-05	L	BD413RW	BD413RW	BD266E	BD266E	BD266S	BD266S
		R	BD317RW		BD979E		BD979S	
400 Outlander	03-15	L	BD317RW	BD413RW	BD979E	BD266E	BD979S	BD266S
		R	BD413RW		BD266E		BD266S	
450 Outlander	16-19	L	BD618RW	BD617RW			BD800S	BD801S
		R	BD617RW				BD801S	

KEY

* Two sets required

Brakes continue on the next page.





CAN-AM ATV								
MODEL	YEAR	SIDE	WIDE OPEN		EMGO FULL METAL		STREAMLINE HEAVY DUTY	
			FRONT	REAR	FRONT	REAR	FRONT	REAR
DS450	08-15	L/R					BD470S*	BD389S
500 Quest 2x4/4x4	2002	L	BD413RW	BD317RW	BD266E	BD979E	BD266S	BD979S
		R	BD317RW		BD979E		BD979S	
500 Traxter /XT	99-00	L/R			BD964J*	BD964J		
500 Traxter 4x4	01-03	L	BD413RW	BD413RW	BD266E	BD266E	BD266S	BD266S
		R	BD317RW		BD979E		BD979S	
500 Traxter Autoshift (type 7431/2/3/5)	2001	L/R			BD964J*	BD964J		
500 Traxter Autoshift	01-04	L	BD413RW	BD317RW	BD266E	BD979E	BD266S	BD979S
		R	BD317RW		BD979E		BD979S	
500 Traxter Footshift (type 7439-7442)	2001	L/R			BD964J*	BD964J		
500 Traxter Footshift	2001	L	BD413RW	BD317RW	BD266E	BD979E	BD266S	BD979S
		R	BD317RW		BD979E		BD979S	
500 Traxter Max 4x4	03-05	L	BD413RW	BD317RW	BD266E	BD979E	BD266S	BD979S
		R	BD317RW		BD979E		BD979S	
500 Traxter XL 4x4 (type 7448)	2001	L/R			BD964J	BD964J		
500 Traxter XL 4x4	01-05	L	BD413RW	BD317RW	BD266E	BD979E	BD266S	BD979S
		R	BD317RW		BD979E		BD979S	
500 Traxter Auto /XT 4x4	2001	L	BD413RW	BD413RW	BD266E	BD266E	BD266S	BD266S
		R	BD317RW		BD979E		BD979S	
500/650 Traxter /XT CVT 5-Speed	2005	L	BD413RW	BD317RW	BD266E	BD979E	BD266S	BD979S
		R	BD317RW		BD979E		BD979S	
500 Outlander	07-12	L	BD317RW	BD413RW	BD979E	BD266E	BD979S	BD266S
		R	BD413RW		BD266E		BD266S	
500 Outlander	13-15	L	BD618RW	BD617RW			BD800S	BD801S
		R	BD617RW				BD801S	
500 Renegade	08-12	L	BD413RW	BD317RW	BD266E	BD979E	BD266S	BD979S
		R	BD317RW		BD979E		BD979S	
500 Renegade	13-15	L	BD618RW	BD618RW			BD800S	BD800S
		R	BD617RW	BD617RW			BD801S	BD801S
570 Outlander	16-20	L	BD618RW	BD617RW			BD800S	BD801S
		R	BD617RW				BD801S	
570 Renegade	16-20	L	BD618RW	BD618RW			BD800S	BD800S
		R	BD617RW	BD617RW			BD801S	BD801S
DS650 /Baja	00-07	L	BD413RW	BD413RW	BD266E	BD266E	BD266S	BD266S
		R	BD317RW		BD979E		BD979S	
DS650X	2007	L	BD413RW	BD413RW	BD266E	BD266E	BD266S	BD266S
		R	BD317RW		BD979E		BD979S	
650 Quest 2x4('02 only)/4x4	02-04	L	BD413RW	BD317RW	BD266E	BD979E	BD266S	BD979S
		R	BD317RW		BD979E		BD979S	
650 Quest XT	2002	L	BD413RW	BD317RW	BD266E	BD979E	BD266S	BD979S
		R	BD317RW		BD979E		BD979S	
650 Quest Max 4x4	03-04	L	BD413RW	BD317RW	BD266E	BD979E	BD266S	BD979S
		R	BD317RW		BD979E		BD979S	
650 Traxter	2005	L	BD413RW	BD317RW	BD266E	BD979E	BD266S	BD979S
		R	BD317RW		BD979E		BD979S	
650 Outlander	07-12	L	BD413RW	BD413RW	BD266E	BD266E	BD266S	BD266S
		R	BD317RW		BD979E		BD979S	
650 Outlander	13-20	L	BD618RW	BD617RW			BD800S	BD801S
		R	BD617RW				BD801S	
650 Renegade	18-20	L	BD618RW	BD618RW			BD800S	BD800S
		R	BD617RW	BD617RW			BD801S	BD801S
800 Outlander	07-11	L	BD413RW	BD413RW	BD266E	BD266E	BD266S	BD266S
		R	BD317RW		BD979E		BD979S	

KEY * Two sets required

Brakes continue on the next page.

- INDEX
- WIDE OPEN PARTS
- TIRES & WHEELS
- BRAKES**
- AIR, OIL & FUEL
- BATTERY & ELECTRICAL
- ENGINE
- BEARINGS
- BUSHINGS
- DRIVELINE
- AXLES
- BELTS
- CONTROLS
- TOOLS & CHEMICALS
- EXHAUST
- ACCESSORIES





CAN-AM ATV

MODEL	YEAR	SIDE	WIDE OPEN		EMGO FULL METAL		STREAMLINE HEAVY DUTY	
			FRONT	REAR	FRONT	REAR	FRONT	REAR
800 Outlander	12-15	L	BD618RW	BD617RW			BD800S	BD801S
		R	BD617RW			BD801S		
800 Renegade	08-11	L	BD413RW	BD413RW	BD266E	BD266E	BD266S	BD266S
		R	BD317RW		BD979E		BD979S	
800 Renegade	12-15	L	BD618RW	BD618RW			BD800S	BD800S
		R	BD617RW	BD617RW			BD801S	BD801S
850 Outlander	15-20	L	BD618RW	BD617RW			BD800S	BD801S
		R	BD617RW				BD801S	
850 Renegade	12-20	L	BD618RW	BD618RW			BD800S	BD800S
		R	BD617RW	BD617RW			BD801S	BD801S
1000 Outlander All	12-20	L	BD618RW	BD617RW			BD800S	BD801S
		R	BD617RW				BD801S	
1000 Renegade	12-20	L	BD618RW	BD618RW			BD800S	BD800S
		R	BD617RW	BD617RW			BD801S	BD801S



CAN-AM UTV

MODEL	YEAR	SIDE	WIDE OPEN		EMGO FULL METAL		STREAMLINE HEAVY DUTY	
			FRONT	REAR	FRONT	REAR	FRONT	REAR
500 Defender	17-20	L	BD682RW	BD683RW				
		R	BD683RW					
800 Commander	11-20	L	BD165RW	BD135RW	BD250E	BD340E	BD250S	BD340S
		R	BD135RW		BD340E		BD340S	
800 Commander Max	14-20	L	BD165RW	BD307RW	BD250E	BD266E	BD250S	BD266S
		R	BD135RW	BD317RW	BD340E	BD979E	BD340S	BD979S
800 Defender	16-20	L	BD682RW	BD684RW				
		R	BD683RW	BD685RW				
800 Defender Max	17-18	L	BD682RW	BD682RW				
		R	BD683RW	BD683RW				
800 Maverick Trail	18-20	L	BD682RW	BD682RW				
		R	BD683RW	BD683RW				
900 Maverick X3	17-20	L	BD682RW	BD682RW				
		R	BD683RW	BD683RW				
900 Maverick X3 Max	17-20	L	BD682RW	BD682RW				
		R	BD683RW	BD683RW				
900 Maverick X3 XMR	17-20	L	BD682RW	BD682RW				
		R	BD683RW	BD683RW				
1000 Commander	11-20	L	BD165RW	BD135RW	BD250E	BD340E	BD250S	BD340S
		R	BD135RW		BD340E		BD340S	
1000 Commander Max	15-20	L	BD642RW	BD307RW				
		R	BD645RW	BD317RW				
1000 Defender	16-20	L	BD682RW	BD684RW				
		R	BD683RW	BD685RW				
1000 Defender Max	17-20	L	BD682RW	BD682RW				
		R	BD683RW	BD683RW				

Brakes continue on the next page.

» DISC BRAKES FOR HONDA CAN BE FOUND ON PAGE 78

PLACE YOUR ORDER WITH US ...

BY PHONE: 1-800-367-9603 » BY FAX: 901-377-3392 » ONLINE: WWW.JMATV.COM



CAN-AM UTV								
MODEL	YEAR	SIDE	WIDE OPEN		EMGO FULL METAL		STREAMLINE HEAVY DUTY	
			FRONT	REAR	FRONT	REAR	FRONT	REAR
1000 Defender XMR	19-20	L	BD682RW	BD684RW				
		R	BD683RW	BD685RW				
1000 Defender XMR Max	19-20	L	BD682RW	BD682RW				
		R	BD683RW	BD683RW				
1000 Maverick	2013	L	BD165RW	BD307RW	BD250E	BD266E	BD250S	BD266S
		R	BD135RW	BD317RW	BD340E	BD979E	BD340S	BD979S
1000 Maverick	14-18	L	BD642RW	BD307RW				
		R	BD645RW	BD317RW				
1000 Maverick Max	14-18	L	BD642RW	BD307RW				
		R	BD645RW	BD317RW				
1000 Maverick Sport	19-20	L	BD682RW	BD682RW				
		R	BD683RW	BD683RW				
1000 Maverick Sport Max	19-20	L	BD682RW	BD682RW				
		R	BD683RW	BD683RW				
1000 Maverick Trail	18-20	L	BD682RW	BD682RW				
		R	BD683RW	BD683RW				
1000 Maverick Turbo	16-18	L	BD642RW	BD413RW		BD266E		BD266S
		R	BD645RW	BD317RW		BD979E		BD979S
1000 Maverick XMR	16-18	L	BD642RW	BD307RW				
		R	BD645RW	BD317RW				
1000 Maverick XMR Max	17-18	L	BD642RW	BD307RW				
		R	BD645RW	BD317RW				



HONDA ATV								
MODEL	YEAR	SIDE	WIDE OPEN		EMGO FULL METAL		STREAMLINE HEAVY DUTY	
			FRONT	REAR	FRONT	REAR	FRONT	REAR
ATC70	74-75					BS101		
ATC70	76-85					BS130		
TRX70	86-87	L/R				BS142		
ATC90	71-78					BS135		
TRX90/EX/X	93-21	L/R			BS101*	BS135		
ATC110	79-85					BS135		
ATC125M	84-87				BS101	BS135		
TRX125	85-88	L/R			BS101*	BS135		
ATC185	1980				BS101	BS135		
ATC185S	81-83				BS101	BS135		
ATC200	81-83				BS101	BS135		
ATC200E	82-83				BS101	BS135		
ATC200M	84-85				BS101	BS135		
ATC200S	84-86				BS101	BS135		
ATC200X	83-87		BD84RW	BD84RW	BD128E	BD128E	BD127S	BD128S
ATC200ES	1984				BS101	BS135		
TRX200	1984	L/R			BS147*	BS135		
TRX200SX	86-88	L/R			BS152*	BS135		
TRX200D	90-98	L/R			BS152*	BS135		
FL250	77-84	L/R			BD109E	BS135		
ATC250R	1981	L/R	BD54RW		BD120E	BS135	BD120S	
ATC250R	82-84	L/R	BD84RW	BD84RW	BD128E	BD128E	BD128S	BD128S
ATC250R	85-86	L/R			BD134E	BD134E		
ATC250ES	85-87	L/R			BS135	BS127		
ATC250SX	85-87	L/R			BS135	BS127		
TRX250	85-87	L/R			BS147*	BS127		

KEY

* Two sets required

Brakes continue on the next page.



- INDEX
- WIDE OPEN PARTS
- TIRES & WHEELS
- BRAKES**
- AIR, OIL & FUEL
- BATTERY & ELECTRICAL
- ENGINE
- BEARINGS
- BUSHINGS
- DRIVELINE
- AXLES
- BELTS
- CONTROLS
- TOOLS & CHEMICALS
- EXHAUST
- ACCESSORIES



HONDA ATV

MODEL	YEAR	SIDE	WIDE OPEN		EMGO FULL METAL		STREAMLINE HEAVY DUTY	
			FRONT	REAR	FRONT	REAR	FRONT	REAR
TRX250X	87-92	L/R	BD84RW*	BD84RW	BD128E*	BD128E	BD128S*	BD128S
TRX250 Recon	97-20	L/R			BS152*	BS158		
TRX250EX/X	01-20	L/R	BD84RW*		BD128E*	BS158	BD128S*	
TRX250R	86-89	L/R			BD139J*	BD134E	BD139S*	BD134S
TRX300 2WD	88-00	L/R			BS152*	BS127		
TRX300 4WD	88-00	L/R			BS156*	BS127		
TRX300EX/X	93-09	L/R	BD84RW*	BD84RW	BD128E*	BD128E	BD127S*	BD128S
ATC350X	1985	L/R		BD84RW	BD134E	BD128E		BD128S
ATC350X	1986	L/R		BD84RW	BD139E	BD128E		BD128S
FL350R Odyssey	85-87	L/R			BS147*	BD138J		
TRX350/D	86-89	L/R			BS153*	BS146		
TRX350 Rancher	00-06	L/R			BS156*	BS159		
FL400R Pilot	89-90	L/R			BS147*	BD138J		
TRX400 Foreman	95-03	L/R			BS156*	BS159		
TRX400 Rancher AT	04-07	L/R			BS156*	BS159		
TRX400EX/X	99-14	L/R	BD84RW*	BD84RW	BD128E*	BD128E	BD128S*	BD128S
TRX420 Rancher SRA	07-21	L/R	BD84RW*		BD128E*	BS159	BD128S*	
TRX420 Rancher IRS	09-21	L/R	BD84RW*	BD373RW	BD128E*	BD171E	BD128S*	BD171S
TRX450R/ER	04-14	L/R		BD373RW	BD161E*	BD171E	BD161S*	BD171S
TRX450 Foreman	98-04	L/R			BS156*	BS159		
TRX500 Foreman	05-11	L	BD410RW		BD500L	BS146		
		R	BD410RW		BD500R			
TRX500 Foreman	12-13	L/R	BD84RW*		BD128E*	BS146	BD128S*	
TRX500 Foreman	14-19	L/R	BD84RW*		BD128E*	BS159	BD128S*	
TRX520 Foreman	20-21	L/R	BD84RW*		BD128E*	BS159	BD128S*	
TRX500 Rubicon	01-04	L/R			BS156*	BS146		
TRX500 Rubicon	05-14	L	BD410RW		BD500L	BS146		
		R	BD410RW		BD500R			
TRX500 Rubicon IRS	15-18	L/R	BD84RW*	BD373RW	BD128E*	BD171E	BD128S*	BD171S
TRX520 Rubicon IRS	20-21	L/R	BD84RW*	BD373RW	BD128E*	BD171E	BD128S*	BD171S
TRX650 Rincon	03-05	L/R		BD373RW	BS156*	BD171E		BD171S
TRX680 Rincon	06-21	L	BD410RW	BD373RW	BD500L	BD171E		BD171S
		R	BD410RW		BD500R			
TRX700XX	08-11	L/R		BD410RW	BD161E*	BD500L	BD161S*	



HONDA UTV

MODEL	YEAR	SIDE	WIDE OPEN		EMGO FULL METAL		STREAMLINE HEAVY DUTY	
			FRONT	REAR	FRONT	REAR	FRONT	REAR
SXS500 Pioneer	15-20	L	BD476RW	BD373RW		BD171E	BD476S	BD171S
		R	BD477RW				BD477S	
MUV700 Big Red	09-13	L	BD476RW				BD476S	
		R	BD477RW				BD477S	
SXS700 Pioneer	14-21	L	BD476RW	BD373RW		BD171E	BD476S	BD171S
		R	BD477RW				BD477S	
SXS1000 Pioneer	16-21	L	BD701RW	BD703RW				
		R	BD702RW	BD704RW				
SXS1000 Talon R/X	20-21	L	BD701RW	BD703RW				
		R	BD702RW	BD704RW				

KEY

* Two sets required

Brakes continue on the next page.



KAWASAKI ATV								
MODEL	YEAR	SIDE	WIDE OPEN		EMGO FULL METAL		STREAMLINE HEAVY DUTY	
			FRONT	REAR	FRONT	REAR	FRONT	REAR
KFX50	03-06	L/R			BS323*	BS310		
KFX50	07-17	L/R			BS131*	BS154		
KFX80	03-06	L/R			BS323*	BS314		
KFX90	07-17	L/R			BS131*	BS154		
KLT110	84-86	L/R			BS406	BS409		
KLF110 Mojave	87-88	L/R			BS406*	BS409		
KLT160	1985	L/R			BS406	BS409		
KLF185 Bayou	1985					BS413		
KLT185	86-87	L/R			BS406	BS409		
KLF185 Bayou	86-88	L/R			BS411*	BS413		
KLT200	81-84	L/R			BS406	BS411		
KLF220 Bayou	88-02	L/R			BS411*	BS413		
KLF250 Bayou	03-10	L/R			BS411*	BS413		
KLT250 Prairie	82-85	L/R			BS406	BS411		
KXT250 Tecate	1984	L/R			BS411*	BD342		
KXT250 Tecate	85-86	L/R			BD425E*	BD425E		
KXT250 Tecate	1987	L/R		BD84RW	BD425E*	BD128E		
KXF250 Tecate	87-88	L/R		BD84RW	BD425E*	BD128E		
KSF250 Mojave	87-04	L/R		BD84RW	BD425E*	BD128E		
KEF300 Lakota	95-03	L/R		BD84RW	BD425E*	BD128E		
KLF300A Bayou	86-87	L/R				BS413*		
KLF300B Bayou	88-04	L/R			BD425E*	BS413*		
KLF300 Bayou 4x4	89-05	L	BD165RW		BD250E	BS419	BD250S	
		R	BD135RW		BD340E		BD340S	
KVF300 Prairie	99-02	L/R	BD54RW*		BD120E*	BS419	BD120S*	
KVF300 Brute Force	12-20	L/R			BD356E*	BD356E		
KVF360 Prairie	03-12	L/R	BD54RW*		BD120E*		BD120S*	
KFX400	03-06	L/R	BD84RW*		BD128E*	BD341E	BD128S*	BD341S
KLF400 Bayou 4x4	93-99	L	BD165RW		BD250E	BS419	BD250S	
		R	BD135RW		BD340E		BD340S	
KVF400 Prairie	97-02	L/R	BD54RW*		BD120*	BS419	BD120S*	
KFX450R	08-12	L		BD84RW		BD128E	BD442S	BD128S
		R					BD441S	
KVF650 Brute Force SRA	05-13	L					BD442S	
		R					BD441S	
KVF650 Brute Force IRS	06-13	L	BD165RW		BD250E		BD250S	
		R	BD135RW		BD340E		BD340S	
KVF650 Prairie	02-03	L					BD442S	
		R					BD441S	
KFX700 V-Force	03-09	L					BD442S	
		R					BD441S	
KVF700 Prairie 4x4	04-05	L					BD442S	
		R					BD441S	
KVF750 Brute Force	05-20	L	BD165RW		BD250E		BD250S	
		R	BD135RW		BD340E		BD340S	

- INDEX
- WIDE OPEN PARTS
- TIRES & WHEELS
- BRAKES**
- AIR, OIL & FUEL
- BATTERY & ELECTRICAL
- ENGINE
- BEARINGS
- BUSHINGS
- DRIVELINE
- AXLES
- BELTS
- CONTROLS
- TOOLS & CHEMICALS
- EXHAUST
- ACCESSORIES

KEY * Two sets required

Brakes continue on the next page.





KAWASAKI UTV

MODEL	YEAR	SIDE	WIDE OPEN		EMGO FULL METAL		STREAMLINE HEAVY DUTY	
			FRONT	REAR	FRONT	REAR	FRONT	REAR
KRT750 Teryx	08-13	L	BD165RW		BD250E		BD250S	
		R	BD135RW		BD340E		BD340S	
KRT750 Teryx 4	12-13	L	BD165RW		BD250E		BD250S	
		R	BD135RW		BD340E		BD340S	
KRF800 Teryx	14-20	L	BD165RW		BD250E		BD250S	
		R	BD135RW		BD340E		BD340S	
KRT800 Teryx 4	14-20	L	BD165RW		BD250E		BD250S	
		R	BD135RW		BD340E		BD340S	
KRX1000 Teryx	2020	L	TBA	TBA				
		R	TBA	TBA				
KAF400D/E/F Mule SX	17-20	L/R			BS327*	BDS016*		
KAF400H/J/K/L/M/N Mule XC	10-16	L/R			BS327*	BDS016*		
KAF300 A1/B1/B2 Mule 500	92-95	L/R			BS327*	BS327*		
KAF300 C1-C4 Mule 550	97-00	L/R			BS327*	BS327*		
KAF300 D1 Mule 520 D1-D2	01-07	L/R			BS327*	BS327*		
KAF400A/B/C Mule 600/610	05-10	L/R			BS327*	BS327*		
KAF400A Mule 610	11-15	L/R			BS327*	BS327*		
KAF400D/E/F Mule 610	10-16	L/R			BS327*	BS327*		
KAF450 B1 Mule 1000	07	L/R			BS016*	BS014*		
KAF540 C1 Mule 2010	07	L/R			BS016*	BS014*		
KAF540 D1 Mule 2020	07	L/R			BS016*	BS014*		
KAF540 E1 Mule 2030	07	L/R			BS016*	BS014*		
KAF620 A1-A3/A6 Mule 2510	00-05	L/R			BS016*	BS014*		
KAF620 B1/B2/B6 Mule 2520	07-14	L/R			BS016*	BS014*		
KAF620 C1-C3/C6 Mule 2500	95-00	L/R			BS016*	BS014*		
KAF620 E1-E3 Mule 3010	07-09	L/R			BS016*	BS014*		
KAF620 F1/F2 Mule 3020	07-09	L/R			BS016*	BS014*		
KAF620 G1/G2 Mule 3000	01-09	L/R			BS016*	BS014*		
KAF620 H1-H3 Mule 3010	03-08	L/R			BS016*	BS014*		
KAF620K Mule 3010 Trans	05-08	L/R			BS016*	BS014*		
KAF620M/N Mule 4000/4010	09-20	L/R			BS016*	BS014*		
KAF620 M/R/S Mule 4000/4010 Trans	09-20	L/R			BS016*	BS014*		
KAF700 Mule PRO-MX	19-20	L	TBA	TBA				
		R	TBA	TBA				
KAF820 Mule PRO-FXR	18-20	L	BD165RW		BD250E	BD356E	BD250S	
		R	BD135RW		BD340E	BD356E	BD340S	
KAF800/820 Mule PRO-FX/FXT	15-20	L	BD165RW		BD250E	BD356E	BD250S	
		R	BD135RW		BD340E	BD356E	BD340S	
KAF950 A1-A3 Mule 2510 Diesel	03-05	L/R			BS016*	BS014*		
KAF950 B1 Mule 3010 Diesel	03-05	L/R			BS016*	BS014*		
KAF950 C/D/E/F/G 3010 / 4010 Diesel	09-14	L/R			BS016*	BS014*		
KAF1000 DX/DXT Diesel	16-19	L	BD165RW		BD250E	BD356E	BD250S	
		R	BD135RW		BD340E	BD356E	BD340S	

KEY

* Two sets required

Brakes continue on the next page.



POLARIS ATV								
MODEL	YEAR	SIDE	WIDE OPEN		EMGO FULL METAL		STREAMLINE HEAVY DUTY	
			FRONT	REAR	FRONT	REAR	FRONT	REAR
50 Outlaw	08-17	L/R			BS150*	BS151		
50 Predator	04-15	L/R			BS150*	BS151		
50 Scrambler	01-03	L/R			BS150*	BS151		
90 Outlaw	07-16	L/R			BS150*	BS151		
90 Predator	10-15	L/R			BS150*	BS151		
90 Scrambler	01-03	L/R			BS150*	BS151		
90 Sportsman	01-16	L/R			BS150*	BS151		
110 Outlaw	16-20	L/R			BS150*	BS151		
110 Sportsman	16-20	L/R			BS150*	BS151		
150 ACE	17-19	L/R	BD54RW*		BD120E*	BD979E	BD120S*	BD979S
150 Ranger	19-20	L/R	BD54RW*		BD120E*	BD979E	BD120S*	BD979S
200 Phoenix W/ rear drum	05-09	L/R			BD342*	BS135		
200 Phoenix W/ rear disc	05-09	L/R			BD342*	BD342		
200 Phoenix W/ rear drum	10-20	L/R			BD342*	BS135		
200 Sawtooth	06-07	L/R			BD342*	BS135		
250 2x4/4x4	90-93	L/R	BD159RW*		BD465E*	BD464E	BD465S*	
250 Big Boss 6x6	89-94	L/R	BD159RW*		BD465E*	BD464E	BD465S*	
250 Big Boss 6x6	Middle	L/R	BD159RW		BD465E		BD465S	
250 Trail Blazer	90-98	L/R	BD159RW*		BD465E*	BD464E	BD465S*	
250 Trail Blazer	99-04	L/R	BD159RW*		BD465E*	BD468E	BD465S*	
250 Trail Blazer	05-06	L/R	BD159RW*		BD465E*	BD469E	BD465S*	BD469S
250 Trail Boss	85-87	L/R			BS229*	BS229		
250 Trail Boss	88-99	L/R	BD159RW*		BD465E*	BD464E	BD465S*	
250 Xplorer 4x4	00-01	L/R	BD159RW*	BD159RW	BD465E*	BD465E	BD465S*	BD465S
300 Hawkeye	2006	L/R	BD395RW	BD395RW	BD923E*	BD923E	BD923S*	BD923S
300 Hawkeye	07-11	L/R	BD159RW*	BD159RW	BD465E*	BD465E	BD465S*	BD465S
300 Sportsman	08-10	L/R	BD159RW*	BD159RW	BD465E*	BD465E	BD465S*	BD465S
300 Trail Boss	94-95	L/R	BD159RW*		BD465E*	BD464E	BD465S*	
300 Xpress	96-00	L/R	BD159RW*		BD465E*	BD464E	BD465S*	
300 Xplorer	96-00	L/R	BD159RW*		BD465E*	BD464E	BD465S*	
325 ACE	14-16	L/R		BD354RW	BD925E*	BD924E	BD925S*	BD924S
325 Magnum	00-01	L/R	BD159RW*		BD465E*	BD468E	BD465S*	
325 Magnum	2002	L/R	BD159RW*		BD465E*	BD469E	BD465S*	BD469S
325 Trail Boss	00-02	L/R	BD159RW*		BD465E*	BD468E	BD465S*	
325 Xpedition	00-01	L/R	BD159RW*		BD465E*	BD468E	BD465S*	
325 Xpedition	2002	L/R	BD159RW*		BD465E*	BD469E	BD465S*	BD469S
330 ATP 4x4	04-05	L/R	BD159RW*		BD465E*	BD465E	BD465S*	BD465S
330 Magnum	03-06	L/R	BD159RW*		BD465E*	BD469E	BD465S*	BD469S
330 Trail Blazer	08-13	L/R	BD159RW*		BD465E*	BD469E	BD465S*	BD469S
330 Trail Boss	03-04	L/R	BD159RW*		BD465E*	BD468E	BD465S*	
330 Trailboss	05-13	L/R	BD159RW*		BD465E*	BD469E	BD465S*	BD469S
335 Worker	1999	L/R	BD159RW*		BD465E*	BD468E	BD465S*	
335 Sportsman	99-00	L/R	BD159RW*		BD465E*	BD468E	BD465S*	
350L 2x4	1990	L/R	BD159RW*		BD465E*	BD464E	BD465S*	
350L 4x4	93-94	L/R	BD159RW*		BD465E*	BD464E	BD465S*	
400L Sport	94-98	L/R	BD159RW*		BD465E*	BD464E	BD465S*	
400L Sport	1999	L/R	BD159RW*		BD465E*	BD468E	BD465S*	
400 Scrambler	95-97	L/R	BD159RW*		BD465E*	BD464E	BD465S*	
400 Scrambler	98-02	L/R	BD159RW*		BD465E*	BD468E	BD465S*	
400 SportsmanL	94-97	L/R	BD159RW*		BD465E*	BD464E	BD465S*	
400 Sportsman	01-02	L/R	BD159RW*		BD465E*	BD468E	BD465S*	
400 Sportsman	03-05	L/R	BD159RW*		BD465E*	BD469E	BD465S*	BD469S
400 Sportsman	06-07	L/R	BD159RW*		BD465E*		BD465S*	
400 Sportsman HO	08-14	L/R	BD159RW*		BD465E*	BD466E	BD465S*	BD466S
400 Trail Boss 2x4	94-95	L/R	BD159RW*		BD465E*	BD464E	BD465S*	
400 Trail Blazer	03-04	L/R	BD159RW*		BD465E*	BD468E	BD465S*	
400 Xplorer	95-98	L/R	BD159RW*		BD465E*	BD464E	BD465S*	

KEY * Two sets required

Brakes continue on the next page.

- INDEX
- WIDE OPEN PARTS
- TIRES & WHEELS
- BRAKES**
- AIR, OIL & FUEL
- BATTERY & ELECTRICAL
- ENGINE
- BEARINGS
- BUSHINGS
- DRIVELINE
- AXLES
- BELTS
- CONTROLS
- TOOLS & CHEMICALS
- EXHAUST
- ACCESSORIES





POLARIS ATV									
MODEL	YEAR	SIDE	WIDE OPEN		EMGO FULL METAL		STREAMLINE HEAVY DUTY		
			FRONT	REAR	FRONT	REAR	FRONT	REAR	
400 Xplorer	99-02	L/R	BD159RW*		BD465E*	BD468E	BD465S*		
400 Xpress	96-97	L/R	BD159RW*		BD465E*	BD464E	BD465S*		
425 Magnum	95-98	L/R	BD159RW*		BD465E*	BD464E	BD465S*		
425 Xpedition	00-01	L/R	BD159RW*		BD465E*	BD468E	BD465S*		
450 Outlaw	08-14	L/R	BD456RW	BD159RW	BD929E*	BD465E	BD929S*	BD465S	
450 Sportsman	06-07	L/R	BD159RW*		BD465E*	BD469E	BD465S*	BD469S	
450 Sportsman	16-20	L/R	BD159RW*		BD465E*	BD466E	BD465S*	BD466S	
500 Ace	17-19	L/R		BD159RW	BD924E*	BD465E	BD924S*	BD465S	
500 ATP	04-05	L/R	BD159RW*	BD159RW	BD465E*	BD465E	BD465S*	BD465S	
500 Big Boss 6x6	98-99	L/R			BD465E*	BD464E	BD465S*		
500 Magnum 4x4	99-00	L/R			BD465E*	BD468E	BD465S*		
500 Magnum 4x4	01-03	L/R			BD465E*	BD469E	BD465S*	BD469S	
500 Outlaw	06-07	L/R	BD159RW*	BD159RW	BD465E*	BD465E	BD465S*	BD465S	
500 Predator	03-07	L/R	BD159RW*	BD159RW*	BD465E*	BD465E	BD465S*	BD465S*	
500 Scrambler 4x4	1997	L/R		BD159RW	BD465E*	BD464E	BD465S*		
500 Scrambler 4x4	98-04	L/R		BD159RW	BD465E*	BD468E	BD465S*		
500 Scrambler 4x4	05-12	L/R	BD159RW*		BD465E*	BD469E	BD465S*	BD469S	
500 Sportsman	96-97	L/R	BD159RW*		BD465E*	BD464E	BD465S*		
500 Sportsman	98-00	L/R	BD159RW*		BD465E*	BD468E	BD465S*		
500 Sportsman HO	01-02	L/R	BD159RW*		BD465E*	BD468E	BD465S*		
500 Sportsman HO/EFI	03-08	L/R	BD159RW*		BD465E*	BD469E	BD465S*	BD469S	
500 Sportsman HO/EFI (Mfg after 12/15/08)	09-14	L/R	BD159RW*		BD465E*	BD466E	BD465S*	BD466S	
500 Sportsman HO Touring	10-14	L/R	BD159RW*		BD465E*	BD466E	BD465S*	BD466S	
500 Sportsman X2 / Touring	06-09	L/R	BD159RW*		BD465E*	BD465E	BD465S*	BD465S	
500 Xplorer	1997	L/R	BD159RW*		BD465E*	BD464E	BD465S*		
525 Outlaw S	07-11	L/R		BD159RW	BD929E*	BD465E	BD929S*	BD465S	
525 Outlaw IRS	08-10	L/R		BD159RW	BD929E*	BD465E	BD929S*	BD465S	
550 Sportsman	09-14	L/R			BD466E*	BD466E	BD466S*	BD466S	
570 Ace	15-16	L/R	BD452RW*	BD354RW	BD925E*	BD924E	BD925S*	BD924S	
570 Ace	17-19	L/R	BD452RW*	BD354RW	BD925E*	BD924E	BD925S*	BD924S	
570 Sportsman	14-20	L/R	BD159RW*		BD465E*	BD466E	BD465S*	BD466S	
600 Sportsman	03-05	L/R	BD159RW*		BD465E*	BD469E	BD465S*	BD469S	
700 Sportsman	02-07	L/R	BD159RW*		BD465E*	BD469E	BD465S*	BD469S	
700 Sportsman X2	2008	L/R	BD159RW*		BD465E*	BD465E	BD465S*	BD465S	
800 Sportsman	05-07	L/R	BD159RW*		BD465E*	BD469E	BD465S*	BD469S	
800 Sportsman HO (Mfg 12/15/08 & prior)	08-09	L/R	BD159RW*		BD465E*	BD469E	BD465S*	BD469S	
800 Sportsman HO (Mfg after 12/15/08)	09-14	L/R	BD159RW*		BD465E*	BD466E	BD465S*	BD466S	
800 Sportsman 6x6	09-14	L/R	BD159RW*		BD465E*	BD469E	BD465S*	BD469S	
800 Sportsman X2	07-09	L/R	BD159RW*		BD465E*	BD465E	BD465S*	BD465S	
850 Sportsman	09-20	L/R			BD466E*	BD466E	BD466S*	BD466S	
850 Scrambler	13-20	L/R			BD466E*	BD466E	BD466S*	BD466S	
900 Ace	2016	L/R	BD452RW*	BD354RW	BD925E*	BD924E	BD925S*	BD924S	
900 Ace	17-19	L/R	BD456RW*	BD354RW	BD929E*	BD924E	BD929S*	BD924S	
1000 Sportsman	15-20	L/R			BD466E*	BD466E	BD466S*	BD466S	
1000 Scrambler	14-20	L/R			BD466E*	BD466E	BD466S*	BD466S	

KEY

* Two sets required

Brakes continue on the next page.



POLARIS UTV									
MODEL	YEAR	SIDE	WIDE OPEN		EMGO FULL METAL		STREAMLINE HEAVY DUTY		PARKING BRAKE
			FRONT	REAR	FRONT	REAR	FRONT	REAR	
EV Ranger Electric	10-20	L/R	BD452RW*	BD354RW*	BD925E*	BD924E*	BD925S*	BD924S*	BD659W
150 ACE	17-19	L/R	BD54RW*		BD120E*	BD979E	BD120S*	BD979S	
150 Ranger	19-20	L/R	BD54RW*		BD120E*	BD979E	BD120S*	BD979S	
170 RZR	09-20	L/R			BD922E*	BD922E			
325 Ranger ETX	15-16		BD354RW*	BD354RW*	BD924E*	BD924E*	BD924S*	BD924S*	
400 Ranger HO	10-14	L/R	BD354RW*	BD354RW*	BD924E*	BD924E*	BD924S*	BD924S*	
499 Ranger ETX	2017		BD354RW*	BD354RW*	BD924E*	BD924E*	BD924S*	BD924S*	
500 Ranger 2x4/4x4	04-07	L/R	BD354RW*	BD354RW*	BD924E*	BD924E*	BD924S*	BD924S*	BD659W (05+)
500 Ranger 4x4	08-15	L/R	BD452RW*	BD354RW*	BD925E*	BD924E*	BD925S*	BD924S*	BD659W
500 Ranger 4x4/4x4	17-20		BD354RW*	BD354RW*	BD924E*	BD924E*	BD924S*	BD924S*	
500 Ranger 4x4 Crew	11-15	L/R	BD452RW*	BD354RW*	BD925E*	BD924E*	BD925S*	BD924S*	BD659W
570 Ranger (Midsize)	14-20	L/R	BD354RW*	BD354RW*	BD924E*	BD924E*	BD924S*	BD924S*	
570 Ranger Crew (Midsize)	14-20	L/R	BD452RW*	BD354RW*	BD925E*	BD924E*	BD925S*	BD924S*	
570 Ranger (Fullsize)	15-20	L/R	BD452RW*	BD452RW*	BD925E*	BD925E*	BD925S*	BD925S*	
570 Ranger Crew (Fullsize)	15-20	L/R	BD452RW*	BD452RW*	BD925E*	BD925E*	BD925S*	BD925S*	
570 RZR	12-13	L/R	BD456RW*	BD159RW*	BD929E*	BD465E*	BD929S*	BD465S*	
570 RZR	14-20	L/R	BD456RW*	BD456RW*	BD929E*	BD929E*	BD929S*	BD929S*	
700 Ranger	05-07	L/R	BD354RW*	BD354RW*	BD924E*	BD924E*	BD924S*	BD924S*	BD659W
700 Ranger	08-09	L/R	BD452RW*	BD354RW*	BD925E*	BD924E*	BD925S*	BD924S*	BD659W
700 Ranger Crew	08-09	L/R	BD452RW*	BD452RW*	BD925E*	BD925E*	BD925S*	BD925S*	BD659W
700 Ranger 6x6	06-09	L/R	BD354RW*	BD354RW*	BD924E*	BD924E*	BD924S*	BD924S*	BD659W
800 Ranger	10-14	L/R	BD452RW*	BD354RW*	BD925E*	BD924E*	BD925S*	BD924S*	BD659W
800 Ranger Crew	10-14	L/R	BD452RW*	BD354RW*	BD925E*	BD924E*	BD925S*	BD924S*	
800 Ranger 6x6	10-16	L/R	BD452RW*	BD452RW*	BD925E*	BD925E*	BD925S*	BD925S*	BD659W
800 Ranger (Midsize)	13-14	L/R	BD354RW*	BD354RW*	BD924E*	BD924E*	BD924S*	BD924S*	BD659W
800 RZR	08-14	L/R	BD456RW*	BD159RW	BD929E*	BD465E*	BD929S*	BD465S*	
800 RZR 4	10-14	L/R	BD452RW*	BD354RW*	BD925E*	BD924E*	BD925S*	BD924S*	
800 RZR S	09-14	L/R	BD456RW*	BD159RW*	BD929E*	BD465E*	BD929S*	BD465S*	
900 Ranger	13-19	L/R	BD452RW*	BD354RW*	BD925E*	BD924E*	BD925S*	BD924S*	
900 Ranger Crew	14-19	L/R	BD452RW*	BD452RW*	BD925E*	BD925E*	BD925S*	BD925S*	
900 Ranger Diesel	11-14	L/R	BD452RW*	BD354RW*	BD925E*	BD924E*	BD925S*	BD924S*	BD659W
900 Ranger Diesel Crew	12-14	L/R	BD452RW*	BD452RW*	BD925E*	BD925E*	BD925S*	BD925S*	BD659W
900 RZR XP	11-14	L/R	BD452RW*	BD354RW*	BD925E*	BD924E*	BD925S*	BD924S*	
900 RZR XP 4	13-14	L/R	BD452RW*	BD452RW*	BD925E*	BD925E*	BD925S*	BD925S*	
900 RZR	15-20	L/R	BD456RW*	BD456RW*	BD929E*	BD929E*	BD929S*	BD929S*	
900 RZR 4	15-19	L/R	BD456RW*	BD456RW*	BD929E*	BD929E*	BD929S*	BD929S*	
900 RZR S	15-20	L/R	BD456RW*	BD456RW*	BD929E*	BD929E*	BD929S*	BD929S*	
925 RZR Turbo	16-20	L/R	BD680RW*	BD452RW*		BD925E*		BD925S*	
925 RZR Turbo 4	16-18	L/R	BD680RW*	BD452RW*		BD925E*		BD925S*	
925 RZR Turbo 4	19-20	L/R	BD728RW*	BD452RW*		BD925E*		BD925S*	
925 RZR Turbo S	18-20	L/R	BD728RW*	BD452RW*		BD925E*		BD925S*	
925 RZR Turbo S4	18-20	L/R	BD728RW*	BD452RW*		BD925E*		BD925S*	
925 RZR Turbo Pro XP	2020	L/R	TBA	TBA					
925 RZR Turbo Pro XP 4	2020	L/R	TBA	TBA					
1000 General	16-20	L/R	BD452RW*	BD456RW*	BD925E*	BD929E*	BD925S*	BD929S*	
1000 General 4	17-20	L/R	BD452RW*	BD456RW*	BD925E*	BD929E*	BD925S*	BD929S*	
1000 Ranger	19-20	L/R	BD452RW*	BD456RW*	BD925E*	BD929E*	BD925S*	BD929S*	
1000 Ranger Crew	19-20	L/R	BD452RW*	BD456RW*	BD925E*	BD929E*	BD925S*	BD929S*	
1000 Ranger XP	2017	L/R	BD452RW*	BD354RW*	BD925E*	BD924E*	BD925S*	BD924S*	
1000 Ranger XP	18-20	L/R	BD452RW*	BD456RW*	BD925E*	BD929E*	BD925S*	BD929S*	
1000 Ranger XP Crew	17-18	L/R	BD452RW*	BD452RW*	BD925E*	BD925E*	BD925S*	BD925S*	
1000 Ranger XP Crew	19-20	L/R	BD452RW*	BD456RW*	BD925E*	BD929E*	BD925S*	BD929S*	
1000 Ranger Highlifter	17-20	L/R	BD452RW*	BD354RW*	BD925E*	BD924E*	BD925S*	BD924S*	
1000 Ranger Highlifter	19-20	L/R	BD452RW*	BD456RW*	BD925E*	BD929E*	BD925S*	BD929S*	
1000 Ranger Highlifter Crew	17-18	L/R	BD452RW*	BD452RW*	BD925E*	BD925E*	BD925S*	BD925S*	

KEY * Two sets required

Brakes continue on the next page.

- INDEX
- WIDE OPEN PARTS
- TIRES & WHEELS
- BRAKES**
- AIR, OIL & FUEL
- BATTERY & ELECTRICAL
- ENGINE
- BEARINGS
- BUSHINGS
- DRIVELINE
- AXLES
- BELTS
- CONTROLS
- TOOLS & CHEMICALS
- EXHAUST
- ACCESSORIES





POLARIS UTV

MODEL	YEAR	SIDE	WIDE OPEN		EMGO FULL METAL		STREAMLINE HEAVY DUTY		PARKING BRAKE
			FRONT	REAR	FRONT	REAR	FRONT	REAR	
1000 Ranger Highlifter Crew	19-20	L/R	BD452RW*	BD456RW*	BD925E*	BD929E*	BD925S*	BD929S*	
1000 Ranger Diesel	15-18	L/R	BD452RW*	BD354RW*	BD925E*	BD924E*	BD925S*	BD924S*	
1000 Ranger Diesel Crew	15-18	L/R	BD452RW*	BD452RW*	BD925E*	BD925E*	BD925S*	BD925S*	
1000 RZR XP	14-20	L/R	BD452RW*	BD452RW*	BD925E*	BD925E*	BD925S*	BD925S*	
1000 RZR XP 4	14-20	L/R	BD452RW*	BD452RW*	BD925E*	BD925E*	BD925S*	BD925S*	
1000 RZR S	16-20	L/R	BD456RW*	BD456RW*	BD929E*	BD929E*	BD929S*	BD929S*	
1000 RZR S4	19-20	L/R	BD456RW*	BD456RW*	BD929E*	BD929E*	BD929S*	BD929S*	
1000 RZR Highlifter	16-20	L/R	BD452RW*	BD452RW*	BD925E*	BD925E*	BD925S*	BD925S*	
1000 RZR Highlifter 4	19-20	L/R	BD452RW*	BD452RW*	BD925E*	BD925E*	BD925S*	BD925S*	
1000 RZR RS1	18-20	L/R	BD452RW*	BD452RW*	BD925E*	BD925E*	BD925S*	BD925S*	



SUZUKI ATV

MODEL	YEAR	SIDE	WIDE OPEN		EMGO FULL METAL		STREAMLINE HEAVY DUTY	
			FRONT	REAR	FRONT	REAR	FRONT	REAR
ALT 50	83-84						BS313	
LT50	84-92						BS313	
LTA50/LTZ50	02-11	L/R			BS323*	BS310		
LT80	87-06	L/R			BS323*	BS314		
LTZ90	07-20	L/R			BS310*	BS314		
ALT/LT125	1983					BS315		
ALT125	84-86					BS309		
LT125	84-87					BS309		
LT-F 160	89-03	L/R			BS328*	BS309		
ALT/LT185	84-87					BS309		
LT230 F/G	85-86	L/R			BS320*	BS309		
LT230 E	87-93	L/R		BD84RW	BD332E*	BD128E		BD128S
LT-F230	86-87	L/R			BS320*	BS309		
LT230S	85-88	L/R		BD84RW	BD332E*	BD128E		BD128S
LT-4WD 250	87-98	L/R			BS327*	BS329		
LT250 EF	85-86	L/R			BS320*	BS322		
LT250R	85-86	L/R		BD84RW	BD332E*	BD128E		BD128S
LT250R	87-92	L/R			BD332E*	BD341E		BD341S
LT250S	89-90	L/R		BD84RW	BD332E*	BD128E		BD128S
LT-F250	88-02	L/R			BS327*	BS329		
LT-F250 Ozark	02-14	L/R	BD54RW*		BD120E*	BS360	BD120S*	
LTZ250 Quad Sport	04-11	L/R		BD84RW	BD128E*	BS360	BD128S	
LT300 Quad Runner	87-89	L/R			BS320*	BS306		
LT-F4WDX 300 King Quad	91-98	L/R			BS326*	BS307		
LTF300F King Quad	99-01	L/R			BS326*	BS306		
LTF300 King Quad	02-03	L	BD165RW		BD250E	BS306	BD250S	
		R	BD135RW		BD340E		BD340S	
LTA400 King Quad	08-20	L	BD307RW		BD266E	BS308	BD266S	
		R	BD317RW		BD979E		BD979S	
LT-A/F 400 Eiger	02-07	L/R	BD54RW*		BD120E*	BS308	BD120S*	
LT-Z400	03-14	L/R	BD84RW*		BD128E*	BD341E	BD128S*	BD341S
LT-A/F 450 King Quad	07-10	L	BD307RW		BD266E		BD266S	
		R	BD317RW		BD979E		BD979S	
		L	BD165RW		BD250E	BD341E	BD250S	BD341S
LT-R450	06-12	R	BD135RW		BD340E		BD340S	

KEY

* Two sets required

Brakes continue on the next page.



SUZUKI ATV

MODEL	YEAR	SIDE	WIDE OPEN		EMGO FULL METAL		STREAMLINE HEAVY DUTY	
			FRONT	REAR	FRONT	REAR	FRONT	REAR
LT500R Quad Racer	87-90	L/R			BD332E*	BD341E		BD341S
LTF500F Quad Runner 4x4	98-02	L	BD165RW		BD250E	BS306	BD250S	
		R	BD135RW		BD340E		BD340S	
LT-A500F Quad Master Auto 4x4	00-01	L	BD165RW		BD250E	BS306	BD250S	
		R	BD135RW		BD340E		BD340S	
LT-A500 Vinson 4x4	2002	L/R	BD54RW*		BD120E*	BD979E	BD120S*	BD979S
LT-A500 Vinson 4x4	03-07	L/R	BD54RW*		BD120E*	BD425E	BD120S*	
LTA500 King Quad	09-20	L	BD307RW		BD266E		BD266S	
		R	BD317RW		BD979E		BD979S	
LT-V700F Twin Peaks	04-05	L					BD441S	
		R					BD442S	
700 King Quad	05-07	L	BD307RW		BD266E		BD266S	
		R	BD317RW		BD979E		BD979S	
LTA750 King Quad	08-20	L	BD307RW		BD266E		BD266S	
		R	BD317RW		BD979E		BD979S	



YAMAHA ATV

MODEL	YEAR	SIDE	WIDE OPEN		EMGO FULL METAL		STREAMLINE HEAVY DUTY	
			FRONT	REAR	FRONT	REAR	FRONT	REAR
YFM50 Raptor	04-08	L/R			BS225*	BS239		
YFZ50	17-21	L/R			BS131*	BS151		
YF/YT60	84-86					BS229		
YFM80	85-88					BS223		
YFM80 Badger	92-01	L/R			BS225*	BS239		
YFM80 Grizzly	05-08	L/R			BS225*	BS239		
YFM80 Raptor	02-08	L/R			BS225*	BS239		
YFM90 Grizzly	19-21	L/R			BS131*	BS151		
YFM90 Raptor	09-13	L/R				BD342		
YFM90 Raptor	16-21	L/R			BS131*	BS151		
YFM100 Champ	87-91	L/R			BS229*	BS223		
YFM100 Champ		L/R			BS225*	BS223		
YT125	82-85					BD234E		
YFA1 Breeze	89-91	L/R			BS225*	BS223		
YFA1 Breeze	92-02	L/R			BS225*	BS239		
YFM125 Grizzly	04-13	L/R			BS225*	BS239		
YFM125 Raptor	11-13	L/R	BD54RW*	BD84RW	BD120E*	BD128E	BD120S*	BD128S
YT175	82-83				BS225	BD234E		
BW200	85-88				BS229	BS229		
YFM200 Moto-4	85-89	L/R			BS225*	BD234E		
YFS200 Blaster	88-02	L/R			BS225*	BD261E		
YFS200 Blaster	03-06	L/R	BD54RW*	BD84RW	BD120E*	BD128E	BD120S*	BD128S
YTM200 Tri-Moto	83-85				BS225	BD234E		
YTM225 Tri-Moto	83-86	L/R			BS225	BD234E		
YFM225 Moto-4	86-88	L/R			BS225*	BD234E		
YFM250 Bear Tracker	99-00	L/R			BS245*	BS245		
YFM250 Bear Tracker	01-04	L/R	BD54RW*		BD120E*	BS245	BD120S*	
YFM250 Big Bear	07-10	L/R	BD54RW*		BD120E*	BS235	BD120S*	
YFM250 Bruin	05-06	L/R	BD54RW*		BD120E*	BS235	BD120S*	
YFM250 Raptor	08-13	L		BD84RW	BD278FL	BD128E	BD279S	BD128S
		R			BD278FR		BD278S	

KEY

* Two sets required

Brakes continue on the next page.

INDEX

WIDE OPEN PARTS

TIRES & WHEELS

BRAKES

AIR, OIL & FUEL

BATTERY & ELECTRICAL

ENGINE

BEARINGS

BUSHINGS

DRIVELINE

AXLES

BELTS

CONTROLS

TOOLS & CHEMICALS

EXHAUST

ACCESSORIES





YAMAHA ATV

MODEL	YEAR	SIDE	WIDE OPEN		EMGO FULL METAL		STREAMLINE HEAVY DUTY	
			FRONT	REAR	FRONT	REAR	FRONT	REAR
YFB250 Timberwolf	92-94	L/R			BS225*	BS245		
YFB250 Timberwolf	95-00	L/R			BS245*	BS245		
YFM250 Moto 4	89-91	L/R			BS220*	BD234E		
YFZ250	2017	L/R			BS131*	BS151		
YTZ250 Tri-Z	85-86				BD239	BD239		
YFM300 Grizzly	12-13	L/R			BD342*			
YFM350ER Moto 4	87-88	L/R			BS225*	BD234E		
YFM350ER Moto 4	89-92	L/R			BS220*	BD234E		
YFM350ER Moto 4	93-95	L/R			BS245*	BD234E		
YFM350 Big Bear	87-88	L/R			BS238*	BD234E		
YFM350 Big Bear	89-95	L/R			BS240*	BD234E		
YFM350 Big Bear	96-98	L/R			BS240*	BS245		
YFM350 Big Bear	1999	L/R	BD54RW*	BD84RW	BD120E*	BD128E	BD120S*	BD128S
YFM350 Big Bear UL/ULC	1999	L/R	BD54RW*		BD120E*	BS245	BD120S*	
YFM350FX Wolverine	95-05	L/R	BD54RW*	BD84RW	BD120E*	BD128E	BD120S*	BD128S
YFM350 Wolverine 2x4	06-10	L/R	BD54RW*		BD120E*	BS235	BD120S*	
YFM350R Raptor	04-13	L/R	BD54RW*	BD84RW	BD120E*	BD128E	BD120S*	BD128S
YFM350X Warrior	87-88	L/R		BD84RW	BD239*	BD128E		BD128S
YFM350X Warrior	89-04	L/R	BD54RW*	BD84RW	BD120E*	BD128E	BD120S*	BD128S
YFZ350 Banshee	87-89	L/R		BD84RW	BD239*	BD128E		BD128S
YFZ350 Banshee	90-06	L/R	BD54RW*	BD84RW	BD120E*	BD128E	BD120S*	BD128S
YFM350 Bruin	04-06	L/R	BD54RW*		BD120E*	BS235	BD120S*	
YFM350 Grizzly SRA	07-14	L/R	BD54RW*		BD120E*	BS235	BD120S*	
YFM350 Grizzly IRS	07-14	L/R	BD54RW*		BD120E		BD120S*	
YFP350U Terra Pro	88-89	L/R			BS220*			
YFM400 Big Bear	00-04	L/R	BD54RW*		BD120E*	BS231	BD120S*	
YFM400 Big Bear	05-06	L/R	BD54RW*		BD120E*	BS235	BD120S*	
YFM400 Big Bear IRS	07-12	L/R	BD54RW*		BD120E*		BD120S*	
YFM400 Grizzly	07-08	L/R	BD54RW*		BD120E*	BD266E	BD120S*	BD266S
YFM400 Kodiak 2x4	00-02	L/R	BD54RW*		BD120E*	BD266E	BD120S*	
YFM400 Kodiak 2x4	03-04	L/R	BD54RW*		BD120E*	BS235	BD120S*	
YFM400 Kodiak 4x4	93-98	L/R			BS240*	BS231		
YFM400 Kodiak 4x4	1999	L/R	BD54RW*		BD120E*	BS245	BD120S*	
YFM400 Kodiak 4x4	00-06	L/R	BD54RW*		BD120E*	BD266E	BD120S*	BD266S
YFM450 Kodiak	03-06	L/R	BD54RW*		BD120E*	BD266E	BD120S*	BD266S
YFM450 Kodiak	18-21	L/R	BD84RW*		BD128E*		BD128S*	
YFM450 Wolverine	06-10	L/R	BD54RW*		BD120E*	BD266E	BD120S*	BD266S
YFM450 Grizzly SRA	07-08	L/R	BD54RW*		BD120E*	BD266E	BD120S*	BD266S
YFM450 Grizzly IRS	08-14	L/R	BD54RW*		BD120E*		BD120S*	
YFZ450	04-05	L	BD165RW	BD84RW	BD250E	BD128E	BD250S	BD128S
		R	BD135RW		BD340E		BD340S	
YFZ450	06-20	L	BD165RW		BD250E	BD323E	BD250S	BD323S
		R	BD135RW		BD340E		BD340S	
YFM550 Grizzly	09-14	L			BD278FL	BD279LR	BD279S	BD279SR
		R			BD278FR	BD279RR	BD278S	BD278SR
YFM600 Grizzly	98-01	L/R	BD84RW*		BD128E*	BS245	BD128S*	
YFM660 Grizzly	02-08	L/R	BD54RW*		BD120E*	BD267	BD120S*	
YFM660R Raptor	01-05	L/R	BD54RW*	BD84RW	BD120E*	BD128E	BD120S*	BD128S
YFM700 Raptor	06-20	L	BD165RW		BD250E	BD323E	BD250S	BD323S
		R	BD135RW		BD340E		BD340S	
YFM 700 Kodiak	16-21	L			BD279E		BD279S	
		R			BD278E		BD278S	
YFM 700 Grizzly	07-21	L			BD279E	BD279R	BD279S	BD279SR
		R			BD278E	BD278R	BD278S	BD278SR

KEY

* Two sets required

Brakes continue on the next page.



YAMAHA UTV								
MODEL	YEAR	SIDE	WIDE OPEN		EMGO FULL METAL		STREAMLINE HEAVY DUTY	
			FRONT	REAR	FRONT	REAR	FRONT	REAR
YXR450 Rhino	06-09	L	BD165RW	BD317RW	BD250E	BD979E	BD250S	BD979S
		R	BD135RW		BD340E		BD340S	
YXR660 Rhino	04-07	L	BD165RW	BD317RW	BD250E	BD979E	BD250S	BD979S
		R	BD135RW		BD340E		BD340S	
YXR700 Rhino	08-13	L	BD165RW	BD165RW	BD250E	BD250E	BD250S	BD250S
		R	BD135RW	BD135RW	BD340E	BD340E	BD340S	BD340S
YXM700 Viking	14-21	L	BD642RW	BD674RW	BD255E	BD250E		BD250S
		R	BD645RW	BD675RW		BD340E		BD340S
YXE700 Wolverine	16-18	L	BD642RW	BD674RW				
		R	BD645RW	BD675RW				
YXE/YFX 850 Wolverine	18-21	L	BD642RW	BD674RW				
		R	BD645RW	BD675RW				
YXE1000 Wolverine RMAX 2	2021	L	BD676RW	BD677RW				
		R	BD676RW	BD677RW				
YFX1000 Wolverine RMAX 4	2021	L	BD676RW	BD677RW				
		R	BD676RW	BD677RW				
YXZ1000	16-20	L	BD676RW	BD677RW				
		R	BD676RW	BD677RW				

KEY * Two sets required



Brakes continue on the next page.

- INDEX
- WIDE OPEN PARTS
- TIRES & WHEELS
- BRAKES**
- AIR, OIL & FUEL
- BATTERY & ELECTRICAL
- ENGINE
- BEARINGS
- BUSHINGS
- DRIVELINE
- AXLES
- BELTS
- CONTROLS
- TOOLS & CHEMICALS
- EXHAUST
- ACCESSORIES



Brake Cross Reference

J&M PART #	EBC #	MOOSE #
BD120	FA54R	M107-S47
BD127	FA84SV / FA84R	
BD134	FA92X	M812-S47 / 1721-0623
BD138	FA111X	M813-S47
BD139	FA125R	M814-S47
BD161	FA185R / FA389SV	M321-S47 / 1721-0085+C78
BD171	FA373R	M944-S47 / 1721-0748
BD234	FA21X	M841-S47
BD239	FA101R	M406-S47
BD240 / 340	FA323R	
BD250	FA135X	M411-S47
BD261	FA155X	M843-S47
BD266	FA307X	M920-S47
BD266	FA413X	
BD267	FA344X	
BD278	FA444R	1721-0752
BD278SR	FA446R	
BD279	FA443R	1721-0751
BD279SR	FA445R	
BD332	FA128X	M821-S47
BD340	FA165X	M412-S47
BD341	FA137R / FA137SV	M817-S47
BD342	FA83R	M312-S47
BD425	FA372SV	M310-S47
BD441	FA342SV	M929-S47
BD442	FA349SV	M326-S47
BD462	FA462R	1721-0838
BD463	FA463R	1721-0839
BD464	FA232R	M903-S47 / M909-S47
BD465	FA159R	M902-S47
BD466	FA475R	
BD468	FA270R	
BD469	FA314R	M932-S47
BD476	FA476R	
BD477	FA477X	
BD478	FA478X	
BD479	FA479X	
BD500L	FA410R	
BD500R	FA410R	1721-0622
BD923	FA395R	
BD924	FA354R	
BD925	FA452R	
BD929	FA456R	1721-0836
BD964	FA266	
BD979	FA414X	
BD979	FA317X	M919-S47
BD995	FA305R	
BS016	719	M9203

J&M PART #	EBC #	MOOSE #
BS096	FA271R	M914-S47
BS101	303	M9100
BS127	315	M9119
BS130	310	
BS135	306	M9122
BS142	343	1723-0136
BS142	330	1723-0133
BS146	346	
BS147	339	M9146
BS150	307G	1723-0140
BS152	345	M9149
BS153	342	
BS156	347	M9150
BS158	340	M9186
BS159	351	M9167
BS220	528	M9195 / M9127 / M9152
BS223	506	
BS223	527	1723-0018
BS229	503	M9164 / M9111
BS229	518	
BS231	516	
BS235	532	1723-0155 / M327-S47
BS238	520	
BS240	524	M9165
BS306	634	M9157 / M9153 / M9187
BS308	606	1723-0135
BS309	605	M9133
BS309	621	
BS310	604	1723-0016
BS313	613	
BS314	618	1723-0019
BS320	625	M9156
BS323	614	1723-0017
BS326	633	M9160
BS327	628	M9158
BS328	624	M9155
BS329	629	
BS360	636G	1723-0141
BS406	603	1723-0001
BS409	602A	1723-0134
BS411	705	M9161
BS413	706	M9117
BS418	717	M9162
BS419	710	M9145
	FA395R	1721-0621

KEY

* Two sets required

Brakes continue on the next page.

INDEX

WIDE OPEN PARTS

TIRES & WHEELS

BRAKES

AIR, OIL & FUEL

BATTERY & ELECTRICAL

ENGINE

BEARINGS

BUSHINGS

DRIVELINE

AXLES

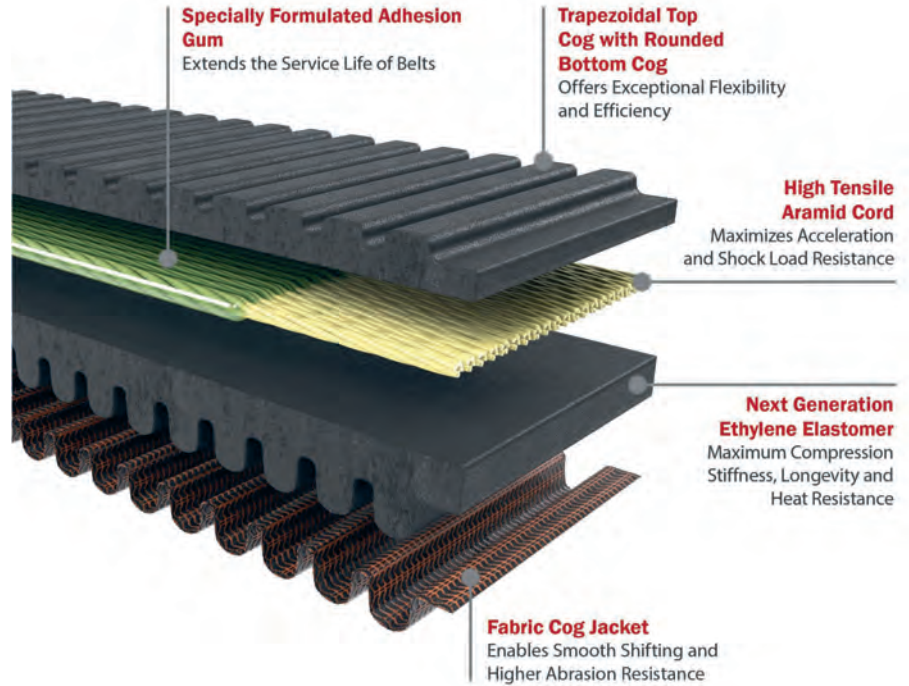
BELTS

CONTROLS

TOOLS & CHEMICALS

EXHAUST

ACCESSORIES



G-Force™ Belts

Good: WHY G-FORCE™ CVT BELTS?

Delivers performance, durability, simplicity and value in extreme off-road environments.

Flexible, high-performance materials enable grab and go mobility and responsive acceleration.

Extended Life — shown to outlast other aftermarket belts by up to 5X.

Advanced aramid tensile cords and reinforced fiber loaded undercord for durability and dependability.



G-Force™ C12™ Belts

Better: WHY G-FORCE™ C 12 BELTS?

STRENGTH: The first CVT belt utilizing carbon tensile cord for minimal stretch and extraordinary strength.

FLEXIBILITY: High-performance neoprene with a trapezoidal toptotch and rounded bottom cog design maximizing heat control and flexibility.

DURABILITY: Carbon tensile cords are bonded to aramid fiber-loaded rubber with specially formulated adhesion gum, resulting in increased side-load resistance, preventing belt distortion and edge cord pullout.

PERFORMANCE: Gain optimal power transmission for faster acceleration, improved throttle response and consistent shifting performance.



G-Force RedLine™ Belt

Best: Why G-Force RedLine™ CVT Belts?

Greater heat resistance and recovery, even under severe duty cycles.

Optimized, patented EE compound maximizes axial stiffness enabling belts to run at higher continuous torques or loads.

Innovative design results in better acceleration, higher top speeds, less speed ratio and energy loss in extreme off-road environments.

Improved durability, crack and wear-resistance means a longer-lasting, high-performance power transmission belt for the most demanding applications.

Reduced environmental risk — made without harmful chlorinated compounds.

Rear Brake Drums

We now have a brake drum for the rear of a Honda TRX300, TRX420, TRX450, TRX500. Replace that old rusted out drum with a brand new at a great price.

Part #BD300W TRX300 88-00

Part #BD420W TRX420 07-13


TRX350 00-06
Part #BD450W TRX400 95-03
 TRX450 98-04

Part #BD501W TRX500 01-13



Disc Brake Kit for Honda

Replace the mud-susceptible drum brakes on Honda ATV's with a high performance disc brake system. The disc brake kit allows easy cleaning of mud and debris from hubs without disassembly, and water has no place to collect and corrode components. Includes easy to replace brake pads. Designed with Wilwood Engineering's dual piston racing caliper and an 8" rotor, the kit uses the OEM hydraulic system. Made for ATV's with 12" diameter wheels. Requires removing factory drum brake components, replacing with the disc system, and bleeding (removing air) from the lines. No fabrication or welding required. Includes instructions. Kit includes: High performance dual piston calipers, pads, rotors, mounting brackets, hub spacers, new studs and all hardware, and instructions.



HONDA

MODEL	YEAR	PART #
TRX300FW	92-99	BK100**
TRX350 Rancher 4x4	ALL	BK100
TRX400 Foreman	ALL	BK100**
TRX400 Rancher AT	04-05	BK100
TRX450S/ES Foreman	ALL	BK100
TRX500 Rubicon	ALL	BK100
TRX650 Rincon	ALL	BK100

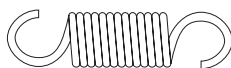
KEY ** Must have 12" front wheels

REPLACEMENT PARTS

Part# BS096E	Brake Pads
Part# STUDF	Studs - Front
Part# STUDR	Studs - Rear

REAR BRAKE SPRINGS

Sold in pairs. For 5mm thicker linings on: BS101, BS127, BS135. Add an OS to end of part #. Ex. BS101OS.



For Part #BS127 or Part #BS135:
Order Part #BS1250



For Part #BS156:
Order Part #BS1251

HONDA 300 '88-00

Part #BP300	Backing Plate
Part #BC300	Brake Cover



BP300



BC300

Wide Open Rear Kits for Honda 300 '88-00

We grouped together the most commonly replaced items and put them together in one discounted easy-to-order kit. When you see the Wide Open brand you can trust that you are getting low cost, high quality products!



Part #AX300KIT



Part #RP300KIT



Part #BD300KIT

Front Brake Calipers



BC810W

These Aftermarket FRONT brake calipers meet or exceed OEM specifications. Brackets may need to be changed to fit your application. All calipers come loaded with a semi-metallic brake pads.

ARCTIC CAT		
	FRONT LEFT	FRONT RIGHT
04-08 DVX 400	BC810W	BC811W

HONDA		
	FRONT LEFT	FRONT RIGHT
All TRX250X	BC810W	BC811W
01-UP TRX 250EX	BC810W	BC811W
All TRX300EX	BC810W	BC811W
All TRX400EX	BC810W	BC811W

SUZUKI		
	FRONT LEFT	FRONT RIGHT
02 UP LTF250 Ozark	BC810W	BC811W
04-UP LTZ250 QuadSport	BC810W	BC811W
03-09 LTZ400 QuadSport	BC810W	BC811W
02-07 LT500A Vinson	BC810W	BC811W
02-07 LTF400 Eiger	BC810W	BC811W

YAMAHA		
	FRONT LEFT	FRONT RIGHT
03 UP YFS200 Blaster	BC810W	BC811W
01-UP YFM250 BearTracker	BC810W	BC811W
All YFM250 Bruin/Big Bear/Grizzly 250's	BC810W	BC811W
90-06 YZF350 Banshee	BC810W	BC811W
04-UP YFM350 Raptor	BC810W	BC811W
95-UP YFM350FX Wolverine	BC810W	BC811W
89-UP YFM350X Warrior	BC810W	BC811W
ALL YFM350 Grizzly's	BC810W	BC811W
99 YFM350 Big Bear	BC810W	BC811W
99-UP YFM400 Big Bear/Grizzly/Kodiak	BC810W	BC811W
03-UP YFM450 Kodiak/Wolverine/Grizzly	BC810W	BC811W
98-UP YFM600/660 Grizzly	BC810W	BC811W
01-05 YFM660R Raptor	BC810W	BC811W

Rear Brake Calipers



BC580W

This is a brand new, aftermarket caliper with pads & block off plate. This caliper does not come with a mounting bracket. We have applications for the following ATV's.

ARCTIC CAT	
	REAR
All DVX400	BC580W

HONDA	
	REAR
83-87 ATC200X	BC580W
87-92 TRX250X	BC580W
93-UP TRX300EX	BC580W
85-86 ATC350X	BC580W
99-UP TRX400EX	BC580W

KAWASAKI	
	REAR
03-06 KFX400	BC580W
87-88 250 Tecate	BC580W
87-UP 250 Mojave	BC580W
95-03 300 Lakota	BC580W
99-UP TRX400EX	BC580W

SUZUKI	
	REAR
85-86 LT230S QuadSport	BC580W
87-90 LT230S QuadSport	BC580W
87-92 LT230E Quadrunner	BC580W
89-90 LT250S QuadSport	BC580W
85-92 LT250R Quad Racer	BC580W
03-UP LTZ400	BC580W
87-90 LT500R Quad Racer	BC580W

Must use special banjo bolt for Suzuki applications

YAMAHA	
	REAR
03-UP YFS200 Blaster	BC580W
08-UP YFM250 Raptor	BC580W
05-UP YFM350 Raptor	BC580W
95-05 YFM350 Wolverine	BC580W
87-UP YFM350 Warrior	BC580W
87-06 YZF350 Banshee	BC580W
04-05 YFZ450	BC580W
01-05 YFM660 Raptor	BC580W

Front & rear brake calipers continue on the next page.



INDEX

WIDE OPEN PARTS

TIRES & WHEELS

BRAKES

AIR, OIL & FUEL

BATTERY & ELECTRICAL

ENGINE

BEARINGS

BUSHINGS

DRIVELINE

AXLES

BELTS

CONTROLS

TOOLS & CHEMICALS

EXHAUST

ACCESSORIES



Polaris Front Brake Calipers

These aftermarket front brake calipers meet or exceed OEM specifications. These FRONT calipers come loaded with semi metallic brake pads. The brackets that come with these calipers may or may not be an exact match for your application. You will have to use your existing bracket in replacement of the one that comes with the caliper.



BC910W



BC911W

	POLARIS	
	FRONT LEFT	FRONT RIGHT
250 2x4, 4x4, 6x6, 93	BC910W	BC911W
250 Trail Blazer, 90-06	BC910W	BC911W
250 Trail Boss 2x4, 4x4, 88-02	BC910W	BC911W
300 2x4, 4x4, 6x6, 94-95	BC910W	BC911W
300 Sportsman 4x4, 08-10	BC910W	BC911W
300 Xplorer, 96-99	BC910W	BC911W
300 Xpress, 96-99	BC910W	BC911W
325 Magnum , 2x4, 4x4, 00-02	BC910W	BC911W
325 Xpedition, 00-02	BC910W	BC911W
330 ATP 4x4, 04	BC910W	BC911W
330 Magnum 2x4, 4x4, HDS, 03-04	BC910W	BC911W
330 Trail Boss, 03-04	BC910W	BC911W
335 Sportsman, 99-00	BC910W	BC911W
335 Worker, 99	BC910W	BC911W
350 350L Trail Boss, 2x4, 4x4, 6x6, 90-93	BC910W	BC911W
400 400L, 2x4, 4x4, Big Boss, Sport, Sportsman, Xplorer, 94-98	BC910W	BC911W
400 Scrambler, 2x4, 4x4, 98-02	BC910W	BC911W
400 Sportsman HO 4x4, 01-04	BC910W	BC911W
400 Trail Blazer, 03	BC910W	BC911W

	POLARIS	
	FRONT LEFT	FRONT RIGHT
400 Xplorer, 99-02	BC910W	BC911W
400 Xpress, 96-97	BC910W	BC911W
425 Magnum 2x4, 4x4, 6x6, 95-98	BC910W	BC911W
425 Xpedition, 00-02	BC910W	BC911W
500 ATP 4x4, 04-05	BC910W	BC911W
500 ATV Pro 4x4 PPS, 02	BC910W	BC911W
500 Big Boss, Int'l , 6x6, 98-02	BC910W	BC911W
500 Magnum HDS, RMK, 99-03	BC910W	BC911W
500 Scrambler 2x4, 4x4, 97-05	BC910W	BC911W
500 Sportsman RSE Swedish EFI , 96-04	BC910W	BC911W
500 Xplorer 4x4, 97	BC910W	BC911W
500 Worker, 99/01	BC910W	BC911W
600 Sportsman 4x4, 03-04	BC910W	BC911W
700 Sportsman, 02-04	BC910W	BC911W
Big Boss 4x4, 6x6, 89-92	BC910W	BC911W
500 Ranger, 99	BC910W	BC911W
Scrambler, 95-96/00	BC910W	BC911W
Sportsman 4x4, 93-96	BC910W	BC911W
Sportsman, 95-96	BC910W	BC911W

Front & rear brake calipers continue on the next page.

J&M ATV/UTV SUPPLY, INC. ... OVER 30 YEARS IN THE POWERSPORTS INDUSTRY

BY PHONE: 1-800-367-9603 » BY FAX: 901-377-3392 » ONLINE: WWW.JMATV.COM

Polaris Front & Rear Brake Calipers

New, aftermarket brake calipers meet or exceed OEM specifications. These calipers fit the front of some vehicle and the rear of others. See fitment notes. Calipers come loaded with semi metallic brake pads. The brackets that come with these calipers may or may not be an exact match for your application. Some applications require use your existing bracket and coupler in replacement of the one that comes with the caliper.



POLARIS		
	FRONT LEFT	FRONT RIGHT
These calipers will fit the FRONT of the following applications. These are SINGLE piston front calipers that replace the DUEL piston front calipers that the following applications come with.		
Outlaw 450 S, MXR 08-10	BC912W	BC913W
Outlaw 525 S, IRS, 07-11	BC912W	BC913W
RZR 570 12-UP	BC912W	BC913W
RZR 800 EFI, EPS S 08-14	BC912W	BC913W

POLARIS		
	FRONT LEFT	FRONT RIGHT
The following calipers will fit the FRONT for the applications below. Please note, original caliper bracket must be used in conjunction with this application. (Some applications can use bracket provided).		
Hawkeye 400 HO, HD, 2x4 11-UP	BC912W	BC913W
Magnum 330 2x4 4x4 05-06	BC912W	BC913W
Outlaw 500 06-07	BC912W	BC913W
Outlaw 525 07	BC912W	BC913W
Predator 500 03-06	BC912W	BC913W
Ranger 500 2x4, 4x4, 6x6, EFI, XP, TM 05-07	BC912W	BC913W
Ranger 700 EFI, LE, XP 4x4, 6x6 05-07	BC912W	BC913W
Scrambler 500 2x4, 4x4 06-12	BC912W	BC913W
Scrambler 850 HO, EPS, XP, X2 09-UP	BC912W	BC913W
Sportsman 400 HO, 4x4 05-11	BC912W	BC913W
Sportsman 450 06-07	BC912W	BC913W
Sportsman 500 Tractor, EFI, X2, Military, HO, HD, Touring 05-UP	BC912W	BC913W
Sportsman 550 EPS, XP, X2, Touring, HD 09-Up	BC912W	BC913W
Sportsman 570 EFI, EPS, HD, Touring 14-	BC912W	BC913W
Sportsman 600 05	BC912W	BC913W
Sportsman 700 EFI, X2 05-08	BC912W	BC913W
Sportsman 800 EFI, X2, Touring, HO 05-Up	BC912W	BC913W
Sportsman 850 Military, EPS, XP, X2, Touring, HO, MV 05-06	BC912W	BC913W
Trail Blazer 05-06	BC912W	BC913W
Trail Blazer 330 08-13	BC912W	BC913W
Trail Boss 330 05-13	BC912W	BC913W

POLARIS		
	REAR LEFT	REAR RIGHT
These calipers are REAR fitment for the following applications. Please note, these are not compatible with the emergency brake these applications come equipped with. You must also use the original caliper bracket in conjunction with this caliper.		
Ranger 500 2x4, 4x4, 6x6, EFI, Crew, Midsize 05-13 **Will NOT FIT 09-10 Ranger 500 EFI Model**	BC912W	BC913W
Ranger 570 Crew, EFI, 14-UP	BC912W	BC913W
Ranger 700 4x4, 6x6, EFI, LE, XP 06-09	BC912W	BC913W
Ranger 800 4x4, EFI XP 10-14	BC912W	BC913W
Ranger 900 4x4, Diesel, XP 11-UP	BC912W	BC913W
RZR 800 EFI, EPS, XP 4 08-UP	BC912W	BC913W
RZR 900 EFI, EPS, XP 08-14	BC912W	BC913W
Sportsman X2 500 EFI, Touring 07-13		BC913W
Sportsman 700 X2 08		BC913W
Sportsman 800 EFI, X2, Touring 07-09		BC913W

POLARIS		
	REAR LEFT	REAR RIGHT
These calipers are REAR fitment for the following applications. Please note, these are not compatible with the emergency brake these applications come equipped with. You must also use the original caliper bracket in conjunction with this caliper.		
Ranger Series 11 UTV 1500, 2x4, 4x4, 6x6	BC912W	BC913W
Ranger 500 2x4, 4x4, 6x6 04	BC912W	BC913W

POLARIS		
	REAR LEFT	REAR RIGHT
The following applications fit REAR fitment. These applications have one rear caliper on the rear of the machine. Please note, original caliper bracket must be used in conjunction with this application.		
Hawkeye 2x4 07-08/11	BC912W	
Hawkeye 300 2x4 09-10	BC912W	
Outlaw 450 SRA, MXR 08-10	BC912W	
Outlaw 500 06-07	BC912W	
Outlaw 525 07	BC912W	
Outlaw 525 SRA 08-10	BC912W	
Predator 500 03-07	BC912W	
Sportsman 300 4x4 08-10	BC912W	
Sportsman 400 HO 4x4 08-10	BC912W	

INDEX

WIDE OPEN PARTS

TIRES & WHEELS

BRAKES

AIR, OIL & FUEL

BATTERY & ELECTRICAL

ENGINE

BEARINGS

BUSHINGS

DRIVELINE

AXLES

BELTS

CONTROLS

TOOLS & CHEMICALS

EXHAUST

ACCESSORIES

Front & rear brake calipers continue on the next page.



POLARIS

REAR LEFT

The following applications fit REAR fi ment, left & right. Please note, original caliper bracket must be used in conjunction with this application.

ATP 330/500 4x4 05	BC912W
Sportsman 550 X2, EPS 10-14	BC912W
Sportsman 850, XP, X2, EPS, 09-14	BC912W
Phoenix 200 10-18	BC912W

POLARIS

REAR LEFT

The following applications fit REAR fi ment, left & right. Please note, original caliper bracket must be used in conjunction with this application.

400 Sportsman 03-05	BC915W
450 Sportsman 06-07	BC915W
500 Sportsman 03-06	BC915W
500 Sportsman 07-09	BC915W
600 Sportsman 03-05	BC915W
700 Sportsman 02-06	BC915W
800 Sportsman 05-09	BC915W
800 Sportsman 6x6 05-14	BC915W



BC912W



BC913W



BC915W

Yamaha Rhino Front & Rear Brake Calipers



BC1474W and BC1475W

YAMAHA

MODEL	FRONT LEFT	FRONT RIGHT	REAR
Rhino 450/660/700 All Years	BC1474W	BC1475W	BC1476W
Rhino 450/660/700 All Years	BC1474W	BC1475W	BC1476W
Rhino 450/660 All Years	BC1474W	BC1475W	

INDEX

WIDE OPEN PARTS

TIRES & WHEELS

BRAKES

AIR, OIL & FUEL

BATTERY & ELECTRICAL

ENGINE

BEARINGS

BUSHINGS

DRIVELINE

AXLES

BELTS

CONTROLS

TOOLS & CHEMICALS

EXHAUST

ACCESSORIES

Brake Caliper Rebuild Kits by Shindy

Rebuild those brake calipers if they don't need to be replaced. Our quality kits meet or exceed OEM specifications

Brake Caliper Piston Rebuild Kits by Shindy

Rebuild those brake piston calipers if they don't need to be replaced. Our quality kits meet or exceed OEM specifications



INDEX

WIDE OPEN PARTS

TIRES & WHEELS

BRAKES

AIR, OIL & FUEL

BATTERY & ELECTRICAL

ENGINE

BEARINGS

BUSHINGS

DRIVELINE

AXLES

BELTS

CONTROLS

TOOLS & CHEMICALS

EXHAUST

ACCESSORIES

HONDA						
MODEL	YEAR	REBUILD KIT		REPLACEMENT PISTONS		
		FRONT #	REAR #	FRONT #	REAR #	
ATC200X	83-87	BC501	BC551	BCP951	BCP971	
ATC250R	81-84	BC501	BC551	BCP951	BCP971	
ATC250R	85-86		BC552	BCP952		
TRX250R	86-89	BC502	BC552	BCP952		
TRX250EX	01-08	BC501		BCP951		
TRX250X	87-88	BC501	BC551	BCP951	BCP971	
TRX250X	91-92	BC501	BC551	BCP951	BCP971	
TRX250X	09-20	BC501	BC551	BCP951	BCP971	
TRX300EX	93-08	BC501	BC551	BCP951	BCP971	
TRX300X	09	BC501	BC551	BCP951	BCP971	
ATC350X	85-86	BC502	BC551	BCP952	BCP971	
TRX400EX	99-09	BC501	BC551	BCP951	BCP971	
TRX400X	09-14	BC501	BC551	BCP951	BCP971	
TRX420 Rancher SRA	07-17	BC503	BC554	BCP953		
TRX450R/ER	04-14	BC504	BC553	BCP954	BCP972	
TRX500 Foreman	05-11	BC505		BCP955		
TRX500 Foreman	12-19	BC503				
TRX500 Rubicon	05-14	BC505		BCP955		
TRX500 Rubicon	15-19	BC503				
TRX520 Foreman	20-21	BC503				
TRX520 Rubicon	20-21	BC503				
TRX650 Rincon	03-05		BC554			
TRX680 Rincon	06-20	BC505	BC554	BCP955		
TRX700XX	08-09	BC504	BC553	BCP954	BCP972	

KAWASAKI						
MODEL	YEAR	REBUILD KIT		REPLACEMENT PISTONS		
		FRONT #	REAR #	FRONT #	REAR #	
KLF300 4X4 Bayou	89-04			BCP952		
KVF300 4X4 Prairie	99-02	BC602		BCP958		
KVF360 4X4 Prairie	03-12	BC602		BCP958		
KVF400 4X4 Prairie	97-02	BC602		BCP958		
KLF400 Bayou	93-99	BC601		BCP952		
KSF400	03-06	BC701	BC751			
KVF650 Brute Force	06-13	BC601		BCP952		
KVF750 Brute Force	05-20	BC601		BCP952		

Brake caliper & piston rebuild kits continue on the next page.



BRAKE CALIPER & PISTON REBUILD KITS



SUZUKI

MODEL	YEAR	REBUILD KIT		REPLACEMENT PISTONS	
		FRONT #	REAR #	FRONT #	REAR #
LTF250 Quad Runner	02-14	BC701		BCP956	
LTZ250 QuadSport	04-09	BC701		BCP956	
LTF300 King Quad	99-02			BCP954	
LTA400F Eiger	02-07	BC701		BCP956	
LTA400F Eiger	08-15	BC702		BCP957	
LTF400F Eiger	02-07	BC701		BCP956	
LTF400F Eiger	08-12	BC702		BCP957	
LTZ400 QuadSport	03-14	BC701		BCP956	
LTR450	06-08	BC703		BCP952	
LTA450X King Quad	07-10	BC702		BCP957 (07-12)	
LTA500F Quad Runner	00-01	BC703		BCP952	
LTF500F Quad Runner	98-02	BC703		BCP952	
LTA500F Vinson	02-07	BC701		BCP956	BCP974 (02-03)
LTF500F Vinson	03-07	BC701		BCP956	BCP974 (02-03)
LTA500X King Quad	11-20	BC702		BCP957	
LTA700X King Quad	06-07	BC702		BCP957	
LTA750X King Quad	08-20	BC702		BCP957	

YAMAHA

MODEL	YEAR	REBUILD KIT		REPLACEMENT PISTONS	
		FRONT #	REAR #	FRONT #	REAR #
YFS200 Blaster	04-06	BC801	BC851	BCP956	BCP971
YFM250B Big Bear	05-09	BC801		BCP956	
YFM250X	01-04	BC801		BCP956	
YFM250R Raptor	08-13	BC802	BC852	BCP957	BCP971
YFM350 Bruin	04-06	BC801		BCP956	
YFM350 F/U Big Bear	1999	BC801			
YFM350FG/G Grizzly	07-13	BC801			
YFM350FX Wolverine	95-05	BC801	BC853	BCP956	BCP971
YFM350X Warrior	89-04	BC801	BC853	BCP956	BCP971
YFM350R Raptor	04-13	BC801	BC852	BCP956	BCP971
YFZ350 Banshee	90-06	BC801	BC853	BCP956	BCP971
YFM400/F Big Bear	00-12	BC801		BCP956	BCP974
YFM400A/FA Kodiak	99-06	BC801			
YFM400A	00-01	BC801	BC854		
YFM400FA Kodiak	00-06	BC801	BC854		
YFM450FA Kodiak	03-06	BC801	BC854	BCP956	BCP974
YFM450FG Grizzly	07-12	BC801		BCP956	BCP974
YFM450FG Grizzly	2007	BC801	BC854	BCP956	BCP974
YFM450FX Wolverine	06-09	BC801	BC854	BCP956	BCP974
YFZ450	04-05	BC803	BC852		BCP971
YFZ450	06-12	BC803	BC859	BCP956	BCP975
YFZ450R	09-17	BC803	BC859		
YXR450 Rhino	06-09	BC806	BC858	BCP959	BCP978
YFM550FG Grizzly	09-14	BC802	BC856	BCP957	BCP976
YFM600 Grizzly	98-01	BC804		BCP956	
YFM660F Grizzly	02-08	BC804	BC857	BCP956	BCP977
YFM660R Raptor	01-05	BC801	BC851		
YXR660 Rhino	04-07	BC806	BC858	BCP959	BCP978
YFM700R Raptor	06-20	BC803	BC858		BCP978
YFM700FG Grizzly	08-20	BC802	BC856	BCP957	BCP976
YXR700 Rhino	08-13	BC806	BC858	BCP959	BCP978

Brake Caliper Rebuild Kits by All Balls

Brake caliper rebuild kits by All Balls Racing.
These kits meet or exceed OEM specifications



ARCTIC CAT			
MODEL	YEAR	FRONT	REAR
250 2x4	2005	BC3312A	BC3312A
250 2x4	06-09	BC3295A	
250 4x4	2005	BC3312A	BC3312A
250 DVX	06-08	BC3295A	
300 2x4	2010	BC3295A	
300 2x4	11-16	BC3295A	
300 4x4	2005	BC3312A	BC3312A
300 DVX	09-15	BC3295A	
300 Alterra	17-20	BC3295A	
350 4x4	11-12	BC3312A	BC3312A
366 FIS w/AT	08-10	BC3312A	BC3312A
400 DVX	04-08	BC8323A	BC8338A
400 ATVs	05-17	BC3312A	BC3312A
400 TBX	05-06	BC3312A	BC3312A
400 TRV	06-14	BC3312A	BC3312A
425 ATV	11-12	BC3312A	BC3312A
450 ATVs	10-19	BC3312A	BC3312A
500 ATVs	05-18	BC3312A	BC3312A
500 TBX	05-06	BC3312A	BC3312A
500 TRV	05-15	BC3312A	BC3312A
500 Prowler HDX	14-15	BC3312A	
500 Prowler HDX XT	16-17	BC3312A	BC3312A
550 ATVs	09-16	BC3312A	BC3312A
550 TRV	09-17	BC3312A	BC3312A
550 Prowler XT	09-14	BC3312A	
550 Prowler XT	2015	BC3312A	BC3312A
650 ATVs	04-12	BC3312A	BC3312A
650 TBX	07-09	BC3312A	BC3312A
650 TRV	07-09	BC3312A	BC3312A
650 Prowler XT	06-09	BC3312A	
700 ATVs	06-17	BC3312A	BC3312A
700 TBX	10-17	BC3312A	BC3312A
700 TRV	08-17	BC3312A	BC3312A
700 Prowler XT	15-17	BC3312A	BC3312A
700 Prowler XTX	08-14	BC3312A	
700 Prowler HDX	12-14	BC3312A	BC3312A
700 Prowler HDX XT	15-17	BC3312A	BC3312A
700 Prowler HDX XT Crew	2017	BC3312A	
700 Wildcat Sport	15-16		BC3312A
700 Wildcat Trail	14-17	BC3312A	BC3312A
1000 ATVs	08-17	BC3312A	BC3312A
1000 TRV	09-17	BC3312A	BC3312A
1000 Prowler XTZ	09-14	BC3312A	BC3312A
1000 Prowler XT	15-17	BC3312A	BC3312A
1000 Wildcat (Late build)	2013	BC3312A	BC3312A
1000 Wildcat	14-15	BC3312A	BC3312A
1000 Wildcat 4	13-14	BC3312A	BC3312A
1000 Wildcat X	2013	BC3312A	BC3312A
1000 Wildcat X	14-16		BC3312A
1000 Wildcat 4X	14-16		BC3312A

CAN AM			
MODEL	YEAR	FRONT	REAR
330 Outlander	04-05	BC8341A	BC8310A
400 Outlander	03-04	BC8341A	BC8310A
400 Outlander	05-15	BC8341A	BC8354A
400 Outlander Max	05-14	BC8341A	BC8354A
450 Outlander	15-20	BC8370A	BC8370A
450 Outlander Max	15-20	BC8370A	BC8370A
500 Defender	17-20	BC8363A	BC8364A
500 Outlander	07-12	BC8341A	BC8354A
500 Outlander	13-15	BC8370A	BC8370A
500 Outlander Max	07-12	BC8341A	BC8354A
500 Outlander Max	13-15	BC8370A	BC8370A
500 Quest	02-04	BC8341A	BC8341A
500 Renegade	08-12	BC8341A	BC8341A
500 Renegade	13-15	BC8370A	BC8370A
500 Traxter	01-05	BC8341A	BC8341A
570 Outlander	16-20	BC8370A	BC8370A
570 Outlander Max	16-20	BC8370A	BC8370A
570 Outlander XMR	16-20	BC8370A	BC8370A
570 Renegade	16-20	BC8370A	BC8370A
570 Renegade XMR	17-20	BC8370A	BC8370A
DS650	00-07	BC8341A	BC8341A
650 Outlander	06-12	BC8341A	BC8354A
650 Outlander	13-18	BC8370A	BC8370A
650 Outlander XMR	13-20	BC8370A	BC8370A
650 Outlander Max	06-12	BC8341A	BC8354A
650 Outlander Max	13-15	BC8370A	BC8370A
650 Quest	02-04	BC8341A	BC8341A
650 Traxter	04-05	BC8341A	BC8341A
800 Commander	11-20	BC8304A	BC8304A
800 Commander Max	16-20	BC8378A	BC8365A
800 Defender	16-20	BC8363A	BC8363A
800 Defender Max	17-20	BC8363A	BC8363A
800 Maverick Trail	18-20	BC8363A	BC8364A
800 Outlander	06-11	BC8341A	BC8354A
800 Outlander	12-15	BC8370A	BC8370A
800 Outlander XXC	2011	BC8341A	BC8341A
800 Outlander XMR	2011	BC8341A	BC8354A
800 Outlander XMR	2012	BC8370A	BC8354A
800 Outlander XMR	2015	BC8370A	BC8370A
800 Outlander Max LTD	07-11	BC8341A	BC8354A
800 Outlander Max LTD	2012	BC8370A	BC8354A
800 Outlander Max STD/XT	06-12	BC8341A	BC8354A
800 Outlander Max STD/XT	13-15	BC8370A	BC8370A
800 Renegade	2007	BC8341A	BC8354A
800 Renegade	08-11	BC8341A	BC8341A
800 Renegade	12-15	BC8370A	BC8370A
800 Renegade XXC	12-14	BC8370A	BC8370A
850 Outlander	16-20	BC8370A	BC8370A
850 Outlander Max	17-20	BC8370A	BC8370A
850 Renegade	16-20	BC8370A	BC8370A
900 Maverick Turbo X3/ XDS/XRS/XMR/XRC	17-20	BC8363A	BC8364A
1000 Commander	11-18	BC8304A	BC8304A
1000 Commander	19-20	BC8378A	BC8304A

- INDEX
- WIDE OPEN PARTS
- TIRES & WHEELS
- BRAKES**
- AIR, OIL & FUEL
- BATTERY & ELECTRICAL
- ENGINE
- BEARINGS
- BUSHINGS
- DRIVELINE
- AXLES
- BELTS
- CONTROLS
- TOOLS & CHEMICALS
- EXHAUST
- ACCESSORIES

All Balls brake caliper rebuild kits continue on the next page.



BRAKE CALIPER REBUILD KITS



CAN AM

MODEL	YEAR	FRONT	REAR
1000 Commander Max	14-20	BC8378A	BC8341A
1000 Defender	16-20	BC8363A	BC8363A
1000 Defender PRO	2020	BC8363A	BC8364A
1000 Defender XMR	18-20	BC8363A	BC8363A
1000 Defender Max	17-19	BC8363A	BC8363A
1000 Defender Max	2020	BC8363A	BC8364A
1000 Maverick STD	13-18	BC8304A	BC8341A
1000 Maverick XMR	14-18	BC8378A	BC8341A
1000 Maverick TURBO	16-17	BC8304A	BC8341A
1000 Maverick TURBO XDS/XRS	15-16	BC8378A	BC8341A
1000 Maverick XDS	2015	BC8378A	BC8341A
1000 Maverick XRS	14-15	BC8304A	BC8341A
1000 Maverick XC/XXC	14-17	BC8304A	BC8341A
1000 Maverick Max STD	14-15	BC8378A	BC8341A
1000 Maverick Max STD	2016	BC8304A	BC8341A
1000 Maverick Max STD	17-18	BC8378A	BC8341A
1000 Maverick Max XMR	17-18	BC8378A	BC8341A
1000 Maverick Max TURBO	2017	BC8378A	BC8341A
1000 Maverick Max XDS	14-16	BC8378A	BC8341A
1000 Maverick Max XRS	14-17	BC8378A	BC8341A
1000 Maverick Max XC/XXC	2016	BC8304A	BC8341A
1000 Maverick Sport	19-20	BC8363A	BC8364A
1000 Maverick Sport XMR	19-20	BC8363A	BC8364A
1000 Maverick Sport Max	19-20	BC8363A	BC8364A
1000 Maverick Trail	18-20	BC8363A	BC8364A
1000 Outlander	12-20	BC8370A	BC8370A
1000 Outlander Max	13-20	BC8370A	BC8370A
1000 Outlander XMR	13-20	BC8370A	BC8370A
1000 Renegade	12-19	BC8370A	BC8370A
1000 Renegade XMR	16-20	BC8370A	BC8370A

HONDA

MODEL	YEAR	FRONT	REAR
ATC200X	86-87	BC8338A	BC8338A
ATC250R	85-86	BC8309A	
TRX250R	86-89	BC8307A	BC8316A
TRX250X	87-92	BC8307A	BC8338A
TRX250EX/X	01-20	BC8320A	
TRX300EX/X	93-09	BC8320A	BC8338A
ATC350X	1985	BC8309A	BC8338A
ATC350X	1986	BC8307A	
TRX400EX/X	99-14	BC8320A	BC8338A
TRX420 Rancher SRA	07-20	BC8319A	
TRX420 Rancher IRS	09-20	BC8319A	BC8351A
TRX450R/ER	04-14	BC8317A	BC8352A
SXS500 Pioneer	15-20		BC8351A
TRX500 Foreman	05-09	BC8318A	
TRX500 Foreman	12-19	BC8319A	
TRX520 Foreman	20-21	BC8319A	
TRX500 Rubicon	05-14	BC8318A	

HONDA

MODEL	YEAR	FRONT	REAR
TRX500 Rubicon	15-19	BC8319A	BC8351A
TRX520 Rubicon	20-21	BC8319A	BC8351A
TRX650 Rincon	03-05		BC8351A
TRX680 Rincon	06-20	BC8318A	BC8351A
TRX700XX	08-09	BC8317A	BC8352A
SXS700 Pioneer	14-20		BC8351A
SXS700 Pioneer 4	14-20		BC8351A
SXS1000 Pioneer	16-20	BC8366A	BC8339A
SXS1000 Pioneer 5	16-20	BC8366A	BC8339A
SXS1000 Talon R	19-20	BC8366A	BC8366A
SXS1000 Talon X	19-20	BC8366A	BC8366A
SXS1000 Talon X4	2020	BC8366A	BC8366A

KAWASAKI

MODEL	YEAR	FRONT	REAR
KEF300 Lakota	95-03	BC8324A	BC8338A
KLF300B Bayou 2x4	88-04	BC8324A	
KLF300C Bayou 4x4	89-05	BC8309A	
KVF300 Prairie	99-02	BC8322A	
KVF360 Prairie	03-13	BC8322A	
KFX400	03-06	BC8323A	BC8338A
KLF400 Bayou	93-99	BC8309A	
KVF400 Prairie	97-02	BC8322A	
KFX450R	08-14	BC8321A	BC8338A
KVF650 Prairie	02-03	BC8325A	
KVF650 Brute Force SRA	05-13	BC8325A	
KVF650i Brute Force IRS	06-13	BC8309A	
KFX 700 V-Force	04-09	BC8325A	
KVF700 Prairie	04-06	BC8325A	
KVF750i Brute Force	05-20	BC8309A	
KRT750 Teryx	08-11	BC8309A	
KRT750 Teryx	12-13	BC8304A	
KRF750 Teryx 4	12-13	BC8304A	
800 MULE PRO-FX	15-20	BC8304A	BC3039A
800 MULE PRO-FXR	18-20	BC8304A	BC3039A
800 MULE PRO-FXT	15-20	BC8304A	BC3039A
1000 MULE PRO-DX/DXT	16-20	BC8304A	BC3039A
1000 KRX Teryx	2020	BC3310A	BC3311A

All Balls brake caliper rebuild kits continue on the next page.



POLARIS			
MODEL	YEAR	FRONT	REAR
LSV Electric 4X4	11-12	BC3250A	BC8348A
Ranger EV 4X4	10-20	BC3250A	BC8348A
250 Trail Blazer	90-93	BC8386A	
250 Trail Blazer	94-98	BC8386A	BC8390A
250 Trail Blazer	99-04	BC8386A	BC8389A
250 Trail Blazer	05-06	BC8386A	BC8388A
250 Trail Boss	1988	BC8386A	
250 Trail Boss 2x4	88-99	BC8386A	
250 Trail Boss 4x4	88-92	BC8386A	
250 Trail Boss 4x4	93-95	BC8386A	BC8390A
250 Xplorer	00-02	BC8386A	BC8389A
300 2X4/4X4	94-95	BC8386A	BC8390A
300 Hawkeye 2x4	07-09	BC8386A	BC8386A
300 Hawkeye 2x4	10-11	BC8386A	BC8385A
300 Hawkeye 4x4	06-07	BC8386A	BC8386A
300 Sportsman	08-10	BC8386A	BC8386A
300 Xplorer	96-99	BC8386A	BC8390A
300 Xpress	96-99	BC8386A	BC8390A
325 Hawkeye	2015	BC8386A	BC8348A
325 Magnum	00-01	BC8386A	BC8389A
325 Magnum	2002	BC8386A	BC8388A
325 Ranger ETX	15-16	BC8352A	BC8385A
325 Ace	14-16	BC3251A	BC8385A
325 Sportsman ETX	2015	BC8386A	BC8348A
325 Trail Boss	00-02	BC8386A	BC8389A
325 Xpedition	00-01	BC8386A	BC8389A
325 Xpedition	2002	BC8386A	BC8388A
330 ATP	04-05	BC8385A	BC8385A
330 Magnum	03-05	BC8386A	BC8389A
330 Trail Blazer	2008	BC8386A	BC8389A
330 Trail Blazer	09-13	BC8386A	BC8388A
330 Trail Boss	03-04	BC8386A	BC8389A
330 Trail Boss	05-13	BC8386A	BC8388A
335 Sportsman	99-00	BC8386A	
335 Worker	1999	BC8386A	
350 Sportsman	1993	BC8386A	
350 Trail Boss	90-92	BC8386A	
400L 2x4	94-95	BC8386A	BC8348A
400L 4x4	94-97	BC8386A	BC8390A
400 Hawkeye HO 2x4	11-14	BC8386A	BC8348A
400L Magnum 6x6	96-97	BC8386A	BC8390A
400 Ranger 4x4	10-14	BC8352A	BC8385A
400 Scrambler 2x4	00-02	BC8386A	BC8389A
400 Scrambler 4x4	95-97	BC8386A	BC8390A
400 Scrambler 4x4	98-02	BC8386A	BC8389A
400 Sport	94-98	BC8386A	BC8390A
400 Sport	1999	BC8386A	BC8389A
400 Sportsman 4x4	94-97	BC8386A	BC8390A
400 Sportsman 4x4	2001	BC8386A	
400 Sportsman 4x4	02-05	BC8386A	BC8388A
400 Sportsman HO 4x4 (Built after 9/16)	2008	BC8385A	
400 Sportsman HO 4x4 (Built before 9/16)	08-09	BC8385A	BC8385A

POLARIS			
MODEL	YEAR	FRONT	REAR
400 Sportsman HO 4x4	2010	BC8386A	BC8385A
400 Sportsman HO 4x4	11-14	BC8386A	BC8348A
400 Trail Blazer	2003	BC8386A	BC8389A
400L Xplorer 4x4	95-98	BC8386A	BC8390A
400L Xplorer 4x4	99-02	BC8386A	BC8389A
400L Xpress 2x4	96-97	BC8386A	BC8390A
425 Magnum 4x4	95-98	BC8386A	BC8390A
425 Xpedition	00-01	BC8386A	BC8389A
425 Xpedition	2002	BC8386A	BC8388A
450 Outlaw	08-10	BC8387A	BC8386A
450 Sportsman	06-07	BC8386A	BC8388A
450 Sportsman HO	16-20	BC8386A	BC8348A
500 Ace	17-19	BC8348A	BC8386A
500 ATP 4X4	04-05	BC8385A	BC8385A
500 Big Boss 6x6	98-99	BC8386A	BC8390A
500 Big Boss 6x6	00-02	BC8385A	
500 Magnum 2x4 HDS	2002	BC8386A	BC8388A
500 Magnum 4x4 (Before 9/11/98)	1999	BC8386A	BC8389A
500 Magnum 4x4	00-01	BC8386A	BC8389A
500 Magnum 4x4	02-03	BC8386A	BC8388A
500 Outlaw	06-07	BC8386A	
500 Predator	2007	BC8386A	BC8386A
500 Ranger Series 10	2007	BC8386A	BC8388A
500 Ranger Series 11	2007	BC8352A	
500 Ranger 2X4	05-08	BC8352A	
500 Ranger 2X4	2009	BC3250A	
500 Ranger 2X4	17-19	BC8352A	BC8385A
500 Ranger 4X4	99-02	BC8386A	
500 Ranger 4X4	2004	BC8352A	
500 Ranger 4X4 Carb (Before 1/15/07)	05-07	BC8352A	BC8385A
500 Ranger 4X4	07-08	BC3250A	BC8352A
500 Ranger 4X4	09-10	BC3250A	BC8348A
500 Ranger 4X4	2011	BC3250A	BC8385A
500 Ranger 4X4	12-13	BC8352A	BC8385A
500 Ranger 4X4	19-20	BC8352A	BC8385A
500 Ranger 4x4 Crew	11-13	BC3250A	BC8348A
500 Ranger 6X6	99-02	BC8385A	
500 Ranger 6X6	04-05	BC8352A	
500 Scrambler 2x4	00-02	BC8386A	BC8389A
500 Scrambler 2x4	2008	BC8386A	BC8388A
500 Scrambler 4x4	1997	BC8386A	BC8390A
500 Scrambler 4x4	98-04	BC8386A	BC8389A
500 Scrambler 4x4	05-12	BC8386A	BC8388A
500 Sportsman 4x4	96-97	BC8386A	BC8390A
500 Sportsman 4x4	98-00	BC8386A	
500 Sportsman HO	01-02	BC8386A	
500 Sportsman HO	03-09	BC8386A	BC8388A
500 Sportsman HO	10-13	BC8386A	BC8348A
500 Sportsman 6x6	00-08	BC8385A	
500 Sportsman EFI	2009	BC8386A	BC8348A
500 Sportsman X2	2006	BC8386A	BC8349A
500 Sportsman X2	07-09	BC8386A	BC8386A

INDEX

WIDE OPEN PARTS

TIRES & WHEELS

BRAKES

AIR, OIL & FUEL

BATTERY & ELECTRICAL

ENGINE

BEARINGS

BUSHINGS

DRIVELINE

AXLES

BELTS

CONTROLS

TOOLS & CHEMICALS

EXHAUST

ACCESSORIES

All Balls brake caliper rebuild kits continue on the next page.



BRAKE CALIPER REBUILD KITS



POLARIS				
MODEL	YEAR	FRONT	REAR	
500 Sportsman Touring 500	08-09	BC8386A	BC8386A	
500 Sportsman Touring 500	10-13	BC8386A	BC8348A	
500 Worker	99-02	BC8386A		
500 Xplorer	1997	BC8386A	BC8390A	
525 Outlaw IRS	2007	BC8387A		
525 Outlaw IRS	08-11	BC8387A	BC8386A	
525 Outlaw S	08-10	BC8387A	BC8386A	
550 Sportsman	09-14	BC8386A	BC8348A	
550 Sportsman X2	10-14	BC8386A	BC8385A	
570 Ace	2015	BC8386A	BC8385A	
570 Ace	2016	BC3251A	BC8385A	
570 Ace	17-19	BC8348A	BC8386A	
570 Ranger XP	2016	BC3250A	BC8386A	
570 Ranger Midsize	14-20	BC8352A	BC8385A	
570 Ranger Midsize Crew	14-15	BC3250A	BC8348A	
570 Ranger Midsize Crew	16-20	BC3250A	BC8352A	
570 Ranger Full Size	15-16	BC3250A	BC8352A	
570 Ranger Full Size	17-20	BC3250A	BC8348A	
570 Ranger Full Size Crew	2015	BC3250A	BC8352A	
570 Ranger Full Size Crew	2016	BC3250A	BC8386A	
570-6 Ranger Full Size Crew	16-20	BC3250A	BC3251A	
570 RZR	12-20	BC8387A	BC8386A	
570 Sportsman	14-20	BC8386A	BC8348A	
570 Sportsman X2	15-20	BC8352A	BC8348A	
600 Sportsman	03-05	BC8386A	BC8388A	
700 Ranger	2005	BC8352A	BC8385A	
700 Ranger	2006	BC8352A		
700 Ranger	2007	BC8352A	BC8348A	
700 Ranger	08-09	BC3250A	BC8352A	
700 Ranger Crew	08-09	BC3250A	BC8348A	
700 Sportsman	02-07	BC8386A	BC8388A	
700 Sportsman X2	2008	BC8386A	BC8386A	
800 Ranger	2010	BC3250A	BC8352A	
800 Ranger	11-14	BC3250A	BC8348A	
800 Ranger Crew	10-14	BC3250A	BC3251A	
800 Ranger 6X6	10-16	BC3250A	BC3251A	
800 Ranger Midsize	13-14	BC8352A	BC8385A	
800 RZR	08-14	BC8387A	BC8386A	
800 RZR 4	10-14	BC3250A	BC8348A	
800 RZR S	09-14	BC8387A	BC8386A	
800 Sportsman	05-07	BC8386A	BC8388A	
800 Sportsman	08-14	BC8386A	BC8348A	
800 Sportsman 6x6	09-14	BC8385A	BC8388A	
800 Sportsman X2	07-09	BC8386A	BC8386A	
850 Scrambler	2013	BC8385A	BC8348A	
850 Scrambler	14-20	BC8386A	BC8348A	
850 Sportsman XP	2009	BC8386A	BC8385A	
850 Sportsman XP	10-14	BC8386A	BC8348A	
850 Sportsman XP	2015	BC8385A	BC8348A	
850 Sportsman SP	15-20	BC8386A	BC8348A	
850 Sportsman High Lifter	16-20	BC8352A	BC8385A	

POLARIS				
MODEL	YEAR	FRONT	REAR	
850 Sportsman Touring	10-20	BC8386A	BC8348A	
850 Sportsman X2	2011	BC8386A	BC8385A	
900 Ace	16-19	BC3251A	BC8385A	
900 Ranger XP	13-19	BC3250A	BC8348A	
900 Ranger XP Crew	14-19	BC3250A	BC3251A	
900 Ranger Diesel	11-14	BC3250A	BC8348A	
900 Ranger Diesel Crew	12-14	BC3250A	BC3251A	
900 RZR	11-14	BC3250A	BC8348A	
900 RZR	15-20	BC3251A	BC8387A	
900 RZR 4	12-14	BC3250A	BC3251A	
900 RZR 4	15-18	BC3250A	BC3251A	
900 RZR S	15-20	BC3251A	BC8387A	
925 RZR Pro XP	2020	BC8353A	BC3305A	
925 RZR Pro XP 4	2020	BC3308A	BC3251A	
925 RZR Turbo	16-20	BC8353A	BC3251A	
925 RZR Turbo 4	16-20	BC8353A	BC3251A	
925 RZR Turbo S	18-20	BC8353A	BC3251A	
925 RZR Turbo S4	2019	BC8353A	BC3251A	
925 RZR Turbo S4	2020	BC3306A	BC3307A	
925 RZR Turbo S4 Velocity	2020	BC3306A	BC3307A	
1000 General	2016	BC3250A	BC3251A	
1000 General	17-20	BC3250A	BC8387A	
1000 General 4	17-20	BC3250A	BC3251A	
1000 General XP	2020	BC3250A	BC3252A	
1000 General 4 XP	2020	BC3250A	BC3251A	
1000 Ranger (All Editions)	17-20	BC3250A	BC3252A	
1000 Ranger Crew (All Editions)	17-20	BC3250A	BC3251A	
1000 Ranger Diesel	15-18	BC3250A	BC8348A	
1000 Ranger Diesel Crew	15-18	BC3250A	BC3251A	
1000 RS1	18-20	BC3250A	BC3305A	
1000 RZR	14-20	BC3250A	BC3251A	
1000 RZR 4	14-17	BC3250A	BC3251A	
1000 RZR S	16-20	BC3251A	BC8387A	
1000 RZR S4	19-20	BC3250A	BC3251A	
1000 Scrambler XP	14-18	BC8386A	BC8385A	
1000 Scrambler S	2020	BC8387A	BC3252A	
1000 Sportsman XP	2015	BC8386A	BC8385A	
1000 Sportsman XP	2016	BC8385A	BC8385A	
1000 Sportsman XP	17-18	BC8386A	BC8385A	
1000 Sportsman S	2020	BC8387A	BC3252A	
1000 Sportsman High Lifter	16-20	BC3252A	BC8385A	
1000 Sportsman Touring	2015	BC8386A	BC8348A	
1000 Sportsman Touring	16-20	BC8386A	BC8385A	

All Balls brake caliper rebuild kits continue on the next page.



SUZUKI			
MODEL	YEAR	FRONT	REAR
LT230E	87-93	BC8324A	BC8338A
LT230S	85-90	BC8324A	BC8338A
LT250R	85-92	BC8324A	BC8338A
LT250S	89-90	BC8324A	BC8338A
LTF250 Ozark	02-14	BC8323A	
LTZ250	04-09	BC8323A	
LTZ400	03-14	BC8323A	BC8338A
LTA400 Eiger 4WD Auto	02-07	BC8323A	
LTF400 Eiger 4WD Manual	02-07	BC8323A	
LTA400 King Quad 4WD Auto	08-20	BC8326A	
LTF400 King Quad 4WD Manual	08-20	BC8326A	
LTA450X King Quad	07-10	BC8326A	
LTR450	06-09	BC8309A	
LT500R	87-90	BC8324A	BC8338A
LTF500F Quad Runner	98-02	BC8309A	
LTA500F Quad Master	01-02	BC8309A	
LTA500F Vinson Auto	2002	BC8323A	BC8323A
LTA500F Vinson Auto	03-07	BC8323A	BC8339A
LTF500F Vinson Manual	03-07	BC8323A	BC8339A
LTA500X King Quad	09-20	BC8326A	
LTV700F Twin Peaks	04-06	BC8325A	
LTA700X King Quad	05-07	BC8326A	
LTA750X King Quad	08-20	BC8326A	
LTV700F Twin Peaks	04-06	BC8325A	
LTA700X King Quad	05-07	BC8326A	
LTA750X King Quad	08-16	BC8326A	

YAMAHA			
MODEL	YEAR	FRONT	REAR
YFS200 Blaster	03-06	BC8323A	BC8338A
YFM250 Raptor	08-13	BC8327A	BC8338A
YFM250 Beartracker	01-04	BC8323A	
YFM250B Bruin	05-06	BC8323A	
YFM250 Big Bear	07-09	BC8323A	
YFM350 Raptor	04-13	BC8323A	BC8338A
YFM350 Warrior	87-89		BC8338A
YFM350 Bruin	90-04	BC8323A	BC8338A
YFM350 Grizzly SRA	04-06	BC8323A	
YFM350 Grizzly IRS	07-14	BC8323A	
YFM35FX Wolverine	07-11	BC8323A	
YFM35X Wolverine	95-05	BC8323A	BC8338A
YFM35X Wolverine	06-09	BC8323A	
YFZ350 Banshee	87-89		BC8338A
YFZ350 Banshee	90-06	BC8323A	BC8338A
YFM400 Big Bear	00-12	BC8323A	
YFM400 Grizzly IRS	07-08	BC8323A	BC8323A
YFM400 Kodiak 2x4	00-04	BC8323A	
YFM400 Kodiak 4x4	99-01	BC8323A	
YFM400 Kodiak 4x4	2002	BC8323A	BC8323A
YFM400 Kodiak 4x4	03-04	BC8323A	
YFM400 Kodiak 4x4	05-06	BC8323A	BC8323A
YFM450 Kodiak	03-06	BC8323A	BC8323A
YFM450 Kodiak	18-20	BC8323A	
YFM450 Grizzly IRS	2007	BC8323A	BC8323A
YFM450 Grizzly IRS	08-14	BC8323A	
YFM45FX Wolverine 450 4X4	06-10	BC8323A	BC8323A
YFZ450	04-05	BC8345A	BC8338A
YFZ450	06-13	BC8345A	BC8340A
YFZ450R/X	09-17	BC8345A	BC8340A
YFM550 Grizzly	09-14	BC8327A	BC8342A
YFM600 Grizzly	98-01	BC8323A	
YFM660 Grizzly	02-08	BC8323A	BC8343A
YFM660R Raptor	01-05	BC8323A	BC8338A
YFM700 Grizzly	08-20	BC8327A	BC8342A
YFM700 Kodiak	16-20	BC8327A	
YFM700R Raptor	06-12	BC8345A	BC8341A
YFM700R Raptor	13-20	BC8345A	BC8340A
YXM700 Viking	14-20	BC8378A	BC8304A
YXM700 Viking VI	15-20	BC8378A	BC8304A
YXE700 Wolverine	16-18	BC8378A	BC8304A
YXZ1000R	16-18	BC8339A	BC8340A
YXZ1000R	19-20	BC8366A	BC3292A

- INDEX
- WIDE OPEN PARTS
- TIRES & WHEELS
- BRAKES**
- AIR, OIL & FUEL
- BATTERY & ELECTRICAL
- ENGINE
- BEARINGS
- BUSHINGS
- DRIVELINE
- AXLES
- BELTS
- CONTROLS
- TOOLS & CHEMICALS
- EXHAUST
- ACCESSORIES

J&M ATV/UTV SUPPLY, INC. ... OVER 30 YEARS IN THE POWERSPORTS INDUSTRY

BY PHONE: 1-800-367-9603 » BY FAX: 901-377-3392 » ONLINE: WWW.JMATV.COM



Complete Master Cylinder Assemblies

Polaris Front Left Master Cylinder



Part #MC1001W

New aftermarket **POLARIS FRONT LEFT** brake Master Cylinder. This is not exact to the Polaris one but works JUST as well for HALF the cost! This master cylinder does have a wire connection for the parking brake and brake light, which can be removed if not needed. Standard banjo fitting with banjo bolt. **Fits: 250/300/325/330/400/425/500/550/570/600/700/800/850.**

Universal Right Master Cylinder



Part #MC1002W

UNIVERSAL RIGHT HAND Master Cylinder. This Master Cylinder may differ in size and shape of your original one. The banjo line is on the side of the master cylinder. This part comes with a parking brake and a brake light switch. **Compatible with Honda/Kawasaki/Polaris/Suzuki/Yamaha.**

Polaris Right Front Master Cylinder



Part #MC1005W

New aftermarket **POLARIS FRONT RIGHT** brake Master Cylinder. This is not exact to the Polaris one but works JUST as well for HALF the cost! This master cylinder does have a wire connection for the parking brake and brake light, which can be removed if not needed. Standard banjo fitting with banjo bolt.

Arctic Cat Front Master Cylinder



Part #MC1007

New aftermarket **ARCTIC CAT FRONT** Master Cylinder comes with brake light switch. You will have to hard wire brake light. **All Arctic Cat non-banjo type brake line applications including Arctic Cat Models 250/300/400/454/ 500.** Replaces OEM part #0502-387. PLEASE NOTE: This master does not have parking brake and you must also must hardwire in brake light switch.

Polaris Rear Master Cylinder



Part #MC1003W

New aftermarket **POLARIS REAR** brake master cylinder. **Fits: 250/300/335/350/400/500/600/700/800 models.** Replaces Polaris part #1910311 and part #1910791.

HAVE QUESTIONS?
WE ARE HERE TO HELP!
 Call Today & Speak To One Of
 Our Knowledgeable Sales Reps
 TOLL FREE **800-367-9603**



INDEX

WIDE OPEN PARTS

TIRES & WHEELS

BRAKES

AIR, OIL & FUEL

BATTERY & ELECTRICAL

ENGINE

BEARINGS

BUSHINGS

DRIVELINE

AXLES

BELTS

CONTROLS

TOOLS & CHEMICALS

EXHAUST

ACCESSORIES



Master Cylinder Rebuild Kits by Shindy

Each kit contains all components necessary to rebuild the master cylinder for optimal performance.



HONDA			
MODEL	YEAR	FRONT #	REAR #
ATC200X	83-85	MC6004	
ATC200X	86-87	MC6001	
ATC250R	81-84	MC6004	
ATC250R	85-86	MC6001	
ATC350X	85-86	MC6001	
TRX200 Fourtrax	1984	MC6001	
TRX200 Fourtrax	90-91	MC6001	
TRX200D Fourtrax	90-97	MC6001	
TRX200SX Fourtrax	86-88	MC6001	
TRX250 Fourtrax	85-86	MC6001	
TRX250 Recon	97-20	MC6001	
TRX250EX	01-16	MC6001	
TRX250R Fourtrax	87-89	MC6002	
TRX250X Fourtrax	87-88	MC6002	MC6051
TRX250X Fourtrax	91-92	MC6002	MC6051
TRX300 Fourtrax 2x4	88-99	MC6001	
TRX300 Fourtrax 2x4	2000	MC6003	
TRX300 Fourtrax 4x4	88-00	MC6003	
TRX300EX	93-04	MC6002	MC6051
TRX300EX	05-12	MC6001	MC6051
TRX350/D	86-87	MC6001	
TRX350 Rancher	00-03	MC6001	
TRX350 Rancher	04-06	MC6005	
TRX400EX	99-09	MC6001	MC6052
TRX400 Foreman	95-03	MC6003	
TRX400 Rancher	04-07	MC6005	
TRX420 Rancher (All Models)	07-20	MC6005	
TRX450R/ER	04-09	MC6006	MC6051
TRX450 Foreman	98-04	MC6003	
TRX500 Foreman	05-19	MC6005	
TRX500 Rubicon	01-04	MC6003	
TRX500 Rubicon	05-14	MC6005	
TRX500 Rubicon	15-19	MC6005	
TRX650 Rincon	03-05	MC6005	MC6053
TRX680 Rincon	06-20	MC6005	MC6053
TRX700XX	08-09		MC6051

KAWASAKI			
MODEL	YEAR	FRONT #	REAR #
KSF250 Mojave	87-04	MC6101	MC6151
KEF300 Lakota	95-03	MC6101	MC6151
KLF300 Bayou 4X4	86-04	MC6101	
KVF300 Prairie 4X4	99-02	MC6101	
KVF360 Prairie	03-12	MC6101	
KLF400 Bayou	93-99	MC6101	
KVF400 Prairie 4X4	97-02	MC6101	
KVF650 Prairie	02-03	MC6101	
KVF650 Brute Force SRA	05-13	MC6101	
KVF650i Brute Force IRS	07-13	MC6102	
KFX700 V-Force	04-12	MC6101	
KVF700 Prairie	04-06	MC6101	
KVF750 Brute Force	05-18	MC6102	

SUZUKI			
MODEL	YEAR	FRONT #	REAR #
LT230E Quadrunner	87-93	MC6201	MC6251
LT230GE Quadrunner	85-86	MC6201	
LT230S Quadsport	85-88	MC6201	MC6251
LTF230 Quadrunner	86-87	MC6201	
LT250R Quadracer	85-92	MC6201	MC6251
LT250S Quadsport	89-90	MC6201	MC6251
LT250E/EF Quadrunner	85-86	MC6202	
LTF250F Quadrunner	88-08	MC6202	
LTZ250 Quadsport	04-08	MC6201	
LT4WD Quadrunner	1987	MC6201	
LT4WD Quadrunner	88-96	MC6202	
LTF4WD Quadrunner	97-98	MC6202	
LTF4WDX King Quad	91-98	MC6202	
LT300E Quadrunner	87-89	MC6201	
LTF300F King Quad	99-02	MC6202	
LTA400/F Eiger	02-12	MC6202	
LTF400/F Eiger	02-12	MC6202	
LTZ400 Quadsport	03-08	MC6201	
LTR450/Z	06-08	MC6201	MC6252
LTA450X King Quad	07-12	MC6202	
LT500R Quadracer	87-90	MC6201	MC6251
LTF500F Quadrunner	98-07	MC6202	
	03-07		MC6252
LTA500F Quadmaster	00-07	MC6202	
	06-07		MC6252
LTA500 Vinson	03-05	MC6202	
LT-A500XP King Quad	09-15	MC6202	
LTA700X King Quad	05-07	MC6202	
LTA750X King Quad	08-18	MC6202	
LTA750XP King Quad	09-15	MC6201	

INDEX

WIDE OPEN PARTS

TIRES & WHEELS

BRAKES

AIR, OIL & FUEL

BATTERY & ELECTRICAL

ENGINE

BEARINGS

BUSHINGS

DRIVELINE

AXLES

BELTS

CONTROLS

TOOLS & CHEMICALS

EXHAUST

ACCESSORIES

Shindy master cylinder rebuild kits continue on the next page.





- INDEX
- WIDE OPEN PARTS
- TIRES & WHEELS
- BRAKES
- AIR, OIL & FUEL
- BATTERY & ELECTRICAL
- ENGINE
- BEARINGS
- BUSHINGS
- DRIVELINE
- AXLES
- BELTS
- CONTROLS
- TOOLS & CHEMICALS
- EXHAUST
- ACCESSORIES



YAMAHA				
MODEL	YEAR	FRONT #	REAR #	
YFS200 Blaster	03-06	MC6303		
YTZ250 Tri Z	85-86		MC6352	
YFM250X	02-04	MC6304		
YFM250B Big Bear	05-08	MC6304		
YFM250R Raptor	08-13	MC6306	MC6353	
YFM350F/FW Big Bear	87-98	MC6301		
YFM350U Big Bear	96-98	MC6301		
YFM350F/U Big Bear	1999	MC6302		
YFM350A/G Grizzly	04-13	MC6304		
YFM350FA/FG Grizzly	04-13	MC6304		
YFM350R Raptor	04-13	MC6303	MC6354	
YFM350X Warrior	88-01	MC6301		
YFM350X Warrior	87-89		MC6352	
YFM350X Warrior	90-04		MC6351	
YFM350X Warrior	02-04	MC6303		
YFM350X Warrior	06-08	MC6304		
YFM350FX Wolverine	96-01	MC6301		
YFM350FX Wolverine	02-09	MC6304		
YFZ350 Banshee	87-01	MC6301	MC6352	
YFZ350 Banshee	02-06	MC6303	MC6354	
YFZ450	04-06	MC6303		

YAMAHA				
MODEL	YEAR	FRONT #	REAR #	
YFZ450	07-13	MC6306	MC6353	
YFZ450R/X	09-20	MC6306		
YFM400 Big Bear	00-01	MC6301		
YFM400 Big Bear	02-08	MC6304		
YFM400F/FW Kodiak	93-98	MC6301		
YFM400F Kodiak	1999	MC6302		
YFM400FA Kodiak / Grizzly	02-13	MC6304		
YFM450FA/FG Kodiak / Grizzly	03-13	MC6304		
YFM450 Kodiak	18-20	MC6301		
YXR450 Rhino	06-09	MC6306	MC6356	
YFM450FX Wolverine	06-11	MC6304		
YFM550 Grizzly	09-14	MC6303		
YFM600 Grizzly	98-01	MC6302		
YFM660 Grizzly	02-08	MC6304		
YFM660R Raptor	01-05	MC6303	MC6353	
YXR660 Rhino	04-07		MC6356	
YFM700 Kodiak	16-20	MC6306		
YFM700 Grizzly	07-20	MC6306		
YFM700R Raptor	07-20	MC6306	MC6355	
YXR700 Rhino	08-13		MC6356	
YXE700 Viking	14-16		MC6356	



J&M PROUDLY OFFERS THESE QUALITY, AMERICAN-MADE PRODUCTS:

- ★ ITP® TIRES PAGE 17-27
- ★ AMERSEAL TIRE SEALANT PAGE 752
- ★ KFI PLOWS PAGE 797-818
- ★ NORREC FASTBOOT PAGE 706
- ★ PB BLASTER PAGE 747
- ★ HOT RODS PAGE 338-352
- ★ KFI MOUNTS PAGE 772-782
- ★ SEAT COVERS PAGE 884-888

Master Cylinder Rebuild Kits by All Balls

Each kit contains all components necessary to rebuild the master cylinder for optimal performance.



ARCTIC CAT			
MODEL	YEAR	FRONT	REAR
250 DVX	06-08	MC1108A	
250 2x4	06-08	MC1108A	
300 2x4	10-16	MC1108A	MC1112A
300 DVX	10-15	MC1108A	MC1112A
300 Alterra	17-20	MC1108A	MC1112A
350 CR	2012	MC1107A	
350 Utility	2011	MC1107A	
366	08-11	MC1107A	
400 DVX	04-08	MC8004A	MC8003A
400 ATVs	05-17	MC1107A	
425 4x4	11-12	MC1107A	
450 ATVs	11-19	MC1107A	
450 XC	11-17	MC1001A	MC1113A
500 FIS 4x4	05-09	MC1107A	
500 4x4 w/AT	13-16	MC1001A	
500 4x4 w/AT	2017	MC1107A	
500 TBX	05-06	MC1107A	
500 TRV	05-08	MC1107A	
500 TRV	13-15	MC1001A	
500 XR	2015	MC1107A	
500 XT	13-14	MC1107A	
500 Alterra	16-18	MC1107A	
550 ATVs	09-16	MC1107A	
570 Alterra	19-20	MC1107A	
650 ATVs	07-12	MC1107A	
700 ATVs	07-20	MC1107A	
1000 ATVs	08-17	MC1107A	

All Balls master cylinder rebuild kits continue on the next page.

PLACE YOUR ORDER WITH US ...

BY PHONE: 1-800-367-9603 » BY FAX: 901-377-3392 » ONLINE: WWW.JMATV.COM

INDEX

WIDE OPEN PARTS

TIRES & WHEELS

BRAKES

AIR, OIL & FUEL

BATTERY & ELECTRICAL

ENGINE

BEARINGS

BUSHINGS

DRIVELINE

AXLES

BELTS

CONTROLS

TOOLS & CHEMICALS

EXHAUST

ACCESSORIES

MASTER CYLINDER REBUILD KITS



CAN-AM

MODEL	YEAR	FRONT RIGHT	FRONT LEFT	REAR
330 Outlander	04-05	MC8015A		MC8092A
400 Outlander	03-15	MC8015A		MC8092A
400 Outlander MAX	05-15	MC8015A		MC8092A
450 Outlander	15-20	MC8087A		MC8094A
450 Outlander MAX	15-20	MC8087A		MC8094A
500 Outlander	07-12	MC8015A		MC8092A
500 Outlander	13-15	MC8087A		MC8094A
500 Outlander MAX	2007	MC8015A		MC8091A
500 Outlander MAX	08-12	MC8015A		MC8092A
500 Outlander MAX	13-15	MC8087A		MC8094A
500 Renegade	08-12	MC8004A	MC8004A	MC8092A
500 Renegade	13-15	MC8088A	MC8088A	MC8089A
570 Outlander	16-20	MC8087A		MC8094A
570 Outlander MAX	16-20	MC8087A		MC8094A
570 Outlander XMR	16-20	MC8087A		MC8094A
570 Renegade	2016	MC8087A		MC8094A
570 Renegade	17-18	MC8088A	MC8088A	MC8089A
570 Renegade	2019	MC8088A		MC8089A
570 Renegade	2020	MC8087A		MC8094A
570 Renegade XMR	17-19	MC8088A	MC8088A	MC8089A
570 Renegade XMR	2020	MC8087A		MC8094A
DS650	00-07	MC8004A		
650 Outlander	06-12	MC8015A		MC8092A
650 Outlander	13-15	MC8087A		MC8094A
650 Outlander	17-20	MC8087A		MC8094A
650 Outlander MAX	06-12	MC8015A		MC8092A
650 Outlander MAX	13-15	MC8087A		MC8094A
650 Outlander XMR	13-20	MC8087A		MC8094A
650 Renegade	18-19	MC8088A	MC8088A	MC8089A
800 Outlander	06-11	MC8015A		MC8092A
800 Outlander	12-15	MC8087A		MC8094A
800 Outlander MAX	06-12	MC8015A		MC8092A
800 Outlander MAX	13-15	MC8087A		MC8094A
800 Outlander XMR	11-12	MC8015A		MC8092A
800 Outlander XMR	2015	MC8087A		MC8094A
800 Outlander XXC	2011	MC8004A	MC8004A	MC8092A
800 Renegade	2007	MC8015A		MC8092A
800 Renegade	08-11	MC8004A	MC8004A	MC8092A
800 Renegade	12-15	MC8088A	MC8088A	MC8089A
850 Outlander	16-20	MC8087A		MC8094A
850 Outlander MAX	16-20	MC8087A		MC8094A
850 Outlander XMR	16-20	MC8087A		MC8094A
850 Renegade	16-19	MC8088A	MC8088A	MC8089A
850 Renegade	2020	MC8087A		MC8094A
1000 Outlander	12-20	MC8087A		MC8094A
1000 Outlander MAX	13-20	MC8087A		MC8094A
1000 Outlander XMR	13-18	MC8087A		MC8094A
1000 Outlander XMR	2019	MC8087A		MC8089A
1000 Outlander XMR	2020	MC8087A		MC8094A
1000 Outlander DPS EFI	2017	MC8087A		MC8094A
1000 Renegade	12-19	MC8088A	MC8088A	MC8089A
1000 Renegade XMR	16-19	MC8088A	MC8088A	MC8089A
1000 Renegade XMR	2020	MC8087A		MC8094A

All Balls master cylinder rebuild kits continue on the next page.



HONDA				
MODEL	YEAR	FRONT	REAR	
ATC200X	86-87	MC8004A	MC8003A	
TRX200/D	90-97	MC8004A		
TRX200SX	86-88	MC8004A		
ATC250R	85-86	MC8004A		
TRX250 Fourtrax	85-86	MC8004A		
TRX250 Fourtrax	1987	MC8011A		
TRX250 Recon	97-20	MC8004A		
TRX250R	86-89	MC8004A	MC8003A	
TRX250X	87-88	MC8004A	MC8003A	
TRX250X	91-92	MC8004A	MC8007A	
TRX250EX/X	01-20	MC8004A		
TRX300EX/X	93-09	MC8004A	MC8007A	
TRX300 Fourtrax 2x4	88-00	MC8004A		
TRX300FW Fourtrax 4x4	88-00	MC8012A		
ATC350X	85-86	MC8004A		
TRX350	86-87	MC8004A		
TRX350D	1987	MC8004A		
TRX350D	88-89	MC8011A		
TRX350 Rancher 2x4	00-03	MC8004A		
TRX350 Rancher 2x4	04-06	MC8013A		
TRX350 Rancher 4x4	00-03	MC8004A		
TRX350 Rancher 4x4	04-06	MC8013A		
TRX400 Rancher 4X4	04-07	MC8013A		
TRX400 Foreman 4X4	95-03	MC8012A		
TRX400EX/X	99-14	MC8004A	MC8003A	
TRX420 Rancher SRA	07-20	MC8013A		
TRX420 Rancher IRS Auto	09-20	MC8013A	MC8014A	
TRX450 Foreman	98-04	MC8012A		
TRX450R/ER	04-14	MC8011A	MC8007A	
TRX500 Foreman	05-19	MC8013A		
TRX500 Rubicon	01-04	MC8012A		
TRX500 Rubicon	05-14	MC8013A		
TRX500 Rubicon IRS	15-19	MC8013A	MC8014A	
TRX520 Foreman	2020	MC8013A		
TRX520 Rubicon IRS	2020	MC8013A	MC8014A	
TRX650 Rincon	03-05	MC8013A	MC8014A	
TRX680 Rincon	06-20	MC8013A	MC8014A	
TRX700XX	08-09	MC8011A	MC8007A	

INDEX

WIDE OPEN PARTS

TIRES & WHEELS

BRAKES

AIR, OIL & FUEL

BATTERY & ELECTRICAL

ENGINE

BEARINGS

BUSHINGS

DRIVELINE

AXLES

BELTS

CONTROLS

TOOLS & CHEMICALS

EXHAUST

ACCESSORIES

All Balls master cylinder rebuild kits continue on the next page.

PLACE YOUR ORDER WITH US ...

BY PHONE: 1-800-367-9603 » BY FAX: 901-377-3392 » ONLINE: WWW.JMATV.COM



MASTER CYLINDER REBUILD KITS



KAWASAKI

MODEL	YEAR	FRONT	REAR
KEF300 Lakota	95-03	MC8012A	MC8007A
KLF300B Bayou	88-05	MC8012A	
KLF300C Bayou 4X4	89-05	MC8012A	
KVF300A Prairie 4x4	99-02	MC8012A	
KVF300B Prairie 2x4	99-02	MC8012A	
KVF360A/C Prairie 4x4	03-13	MC8012A	
KVF360B Prairie 2x4	03-11	MC8012A	
KLF400 Bayou	93-99	MC8012A	
KVF400A Prairie 4x4	97-98	MC8012A	
KVF400C Prairie 4x4	99-02	MC8012A	
KVF400B/D Prairie 2x4	98-02	MC8012A	
KFX400	03-06	MC8004A	MC8003A
KFX450R	08-14	MC8004A	MC8007A
KVF650 Prairie	02-03	MC8012A	
KVF650 Brute Force SRA	05-13	MC8012A	
KVF650i Brute Force IRS	06-13	MC8015A	
KFX 700 V-Force	04-09	MC8012A	
KVF700 Prairie	04-06	MC8012A	
KVF750 Brute Force	05-20	MC8015A	

POLARIS

MODEL	YEAR	FRONT	REAR
250 Trail Blazer	96-00	MC1110A	
250 Trail Blazer	03-06	MC1109A	
250 Trail Boss 2x4	97-99	MC1110A	
250 Xplorer 4x4	2000	MC1110A	
250 Xplorer 4x4	01-02	MC1109A	
300 Hawkeye 2x4	06-11	MC1107A	
300 Hawkeye 4x4	06-07	MC1107A	
300 Sportsman 4x4	08-10	MC1107A	
300 Xplorer 4x4	96-99	MC1110A	
300 Xpress	96-99	MC1110A	
325 Hawkeye	2015	MC1110A	
325 Magnum	2000	MC1110A	
325 Magnum	01-02	MC1109A	
325 Sportsman ETX	2015	MC1110A	
325 Trail Boss	2000	MC1110A	
325 Trail Boss	2002	MC1109A	
325 Xpedition	2000	MC1110A	
325 Xpedition	01-02	MC1109A	
330 ATP 4x4	04-05	MC1109A	
330 Magnum	03-05	MC1109A	
330 Trail Blazer	08-13	MC1109A	
330 Trail Boss	03-13	MC1109A	
335 Sportsman	99-00	MC1110A	
335 Worker	1999	MC1110A	
350 Sportsman	1993	MC1110A	
400L 2x4	94-95	MC1110A	
400L 4x4	1994	MC1110A	
400 Hawkeye	11-14	MC1110A	
400 Scrambler 2x4	2000	MC1110A	
400 Scrambler 4x4	96-00	MC1110A	
400 Sport	96-99	MC1110A	
400 Sportsman 4x4	94-97	MC1110A	
400 Sportsman 4x4	02-05	MC1109A	
400 Sportsman HO	08-10	MC1107A	
400 Sportsman HO	11-14	MC1110A	
400 Trail Blazer	2003	MC1109A	
400L Xplorer	97-00	MC1110A	

All Balls master cylinder rebuild kits continue on the next page.



POLARIS			
MODEL	YEAR	FRONT	REAR
400L Xplorer	01-02	MC1109A	
400L Xpress	1997	MC1110A	
425 Magnum	95-98	MC1110A	
425 Xpedition	2000	MC1110A	
425 Xpedition	01-02	MC1109A	
450 HO 2x4 MD	2016	MC1110A	
450 Sportsman	2006	MC1109A	
450 Sportsman	2007	MC1110A	
450 Sportsman	16-20	MC1110A	
500 Magnum	99-00	MC1110A	
500 Magnum	01-03	MC1109A	
500 Scrambler	97-00	MC1110A	
500 Scrambler	02-12	MC1109A	
500 Sportsman	96-00	MC1110A	
500 Sportsman HO	01-06	MC1109A	
500 Sportsman HO	07-13	MC1110A	
500 Worker	1999	MC1110A	
500 Worker	00-02	MC1109A	
500 Xplorer	1997	MC1110A	
550 Sportsman	10-14	MC1110A	
570 Sportsman	14-16	MC1110A	
570 Sportsman	2017	MC1110A	
570 Sportsman	18-20	MC1110A	
570 Sportsman SP	15-20	MC1110A	
600 Sportsman	03-05	MC1109A	
700 Sportsman	03-06	MC1109A	
700 Sportsman	07-08	MC1110A	
800 Sportsman	05-06	MC1109A	
800 Sportsman	07-14	MC1110A	
850 Scrambler	13-20	MC1110A	
850 Sportsman XP	09-15	MC1110A	
850 Sportsman SP	15-20	MC1110A	
850 Sportsman High Lifter	16-20	MC1114A	
1000 Scrambler	14-18	MC1110A	
1000 Scrambler S	2020	MC1114A	
1000 Sportsman	15-20	MC1110A	
1000 Sportsman S	2020	MC1114A	
1000 Sportsman High Lifter	16-20	MC1114A	

SUZUKI			
MODEL	YEAR	FRONT	REAR
LT230E	87-90	MC8001A	MC8007A
LT230E	91-93	MC8004A	MC8007A
LT230G/E	85-86	MC8001A	
LT230S	85-90	MC8001A	MC8007A
LTF230	86-87	MC8004A	
LT250EF	85-86	MC8012A	
LT250R	85-90	MC8001A	MC8007A
LT250R	91-92	MC8004A	MC8007A
LT250S	89-90	MC8001A	MC8007A
LT4WD 250 Quad Runner	1987	MC8001A	
LT4WD 250 Quad Runner	88-98	MC8012A	
LTF250 2WD	88-01	MC8012A	
LTF250F 4WD	99-02	MC8012A	
LTF250 Ozark	02-14	MC8012A	
LTZ250	04-09	MC8004A	
LT300E	87-89	MC8001A	

- INDEX
- WIDE OPEN PARTS
- TIRES & WHEELS
- BRAKES**
- AIR, OIL & FUEL
- BATTERY & ELECTRICAL
- ENGINE
- BEARINGS
- BUSHINGS
- DRIVELINE
- AXLES
- BELTS
- CONTROLS
- TOOLS & CHEMICALS
- EXHAUST
- ACCESSORIES

All Balls master cylinder rebuild kits continue on the next page.





SUZUKI

MODEL	YEAR	FRONT	REAR
LTF4WDX 300 King Quad	91-98	MC8012A	
LTF300F King Quad	99-02	MC8012A	
LTA400 Eiger Auto	02-07	MC8012A	
LTF400 Eiger Manual	02-07	MC8012A	
LTA400 King Quad Auto	08-20	MC8012A	
LTF400 King Quad Manual	08-20	MC8012A	
LTZ400	03-14	MC8004A	
LTA450 X King Quad	07-10	MC8012A	MC8003A
LTR450	06-11	MC8004A	
LT500R	87-89	MC8001A	
LT500R	1990	MC8001A	
LTF500F Quad Runner	98-02	MC8012A	MC8007A
LTA500F Quad Master Auto	00-01	MC8012A	
LTA500F Vinson Auto	02-07	MC8012A	
LTF500F Vinson Manual	03-07	MC8012A	MC8007A
LTA500X King Quad	10-18	MC8012A	MC8007A
LTA500X King Quad	19-20	MC8004A	
LTA500XP King Quad	09-20	MC8004A	
LTV700F Twin Peaks	04-06	MC8012A	
LTA700X King Quad	05-07	MC8012A	
LTA750X King Quad	08-18	MC8012A	
LTA750X King Quad	19-20	MC8004A	
LTA750XP King Quad	11-20	MC8004A	

JMATV.COM
dealers online

ARE YOU REGISTERED @ JMATV.COM?
Place Orders >> Check Inventory & Current Pricing
Save Time & Hassle — Register Today!

J&M ATV/UTV SUPPLY, INC. ... OVER 30 YEARS IN THE POWERSPORTS INDUSTRY

BY PHONE: 1-800-367-9603 >> BY FAX: 901-377-3392 >> ONLINE: WWW.JMATV.COM

All Balls master cylinder rebuild kits continue on the next page.



YAMAHA			
MODEL	YEAR	FRONT	REAR
YFS200 Blaster	03-06	MC8020A	MC8003A
YFM250 Raptor	08-13	MC8004A	MC8007A
YFM250 Beartracker	2001	MC8012A	
YFM250 Beartracker	02-04	MC8021A	
YFM250 Big Bear	07-09	MC8021A	
YFM250 Bruin	05-06	MC8021A	
YTZ250 Tri Moto	85-86		MC8007A
YFM350FW Big Bear 4x4	87-99	MC8012A	
YFM350U Big Bear 2x4	96-99	MC8012A	
YFM350BA Bruin 2x4	04-06	MC8021A	
YFM350FA Bruin 4x4	04-06	MC8021A	
YFM350GW Grizzly 2x4	07-11	MC8021A	
YFM350FGW Grizzly 4x4	07-14	MC8021A	
YFM350 Grizzly IRS	07-14	MC8021A	
YFM350 Raptor	04-13	MC8020A	MC8007A
YFM350 Warrior	1987		MC8007A
YFM350 Warrior	88-89	MC8012A	MC8007A
YFM350 Warrior	90-01	MC8012A	MC8003A
YFM350 Warrior	02-04	MC8020A	MC8003A
YFM35FX Wolverine	95-01	MC8012A	MC8003A
YFM35FX Wolverine	02-05	MC8021A	MC8003A
YFM35X Wolverine	06-09	MC8021A	
YFZ350 Banshee	1987	MC8020A	MC8007A
YFZ350 Banshee	88-01	MC8012A	MC8007A
YFZ350 Banshee	02-06	MC8020A	MC8007A
YFM400 Big Bear	00-01	MC8012A	
YFM400 Big Bear	02-06	MC8021A	
YFM400 Big Bear IRS	07-12	MC8021A	
YFM400 Grizzly IRS	07-08	MC8021A	MC8003A
YFM400 Kodiak 2x4	00-01	MC8012A	
YFM400 Kodiak 2x4	03-04	MC8021A	
YFM400 Kodiak 4x4	93-98	MC8012A	
YFM400 Kodiak 4x4	1999	MC8015A	
YFM400 Kodiak 4x4	00-01	MC8012A	
YFM400 Kodiak 4x4	2002	MC8021A	MC8003A
YFM400 Kodiak 4x4	03-04	MC8021A	
YFM400 Kodiak 4x4	05-06	MC8021A	MC8003A
YFM450 Grizzly IRS	2007	MC8021A	MC8003A
YFM450 Grizzly IRS	08-14	MC8021A	
YFM450 Kodiak	03-06	MC8021A	MC8003A
YFM450 Kodiak	18-20	MC8021A	
YFM450FX Wolverine	06-10	MC8021A	MC8003A
YFZ450	04-06	MC8020A	MC8007A
YFZ450	07-13	MC8004A	MC8007A
YFZ450R/X	09-20	MC8004A	MC8007A
YFM550 Grizzly	09-12	MC8004A	MC8020A
YFM550 Grizzly	2013	MC8004A	MC8004A
YFM550 Grizzly	2014	MC8021A	MC8004A
YFM600 Grizzly	98-01	MC8015A	
YFM660 Grizzly	02-08	MC8021A	MC8003A
YFM660R Raptor	01-05	MC8020A	MC8007A
YFM700 Grizzly	07-12	MC8004A	MC8020A
YFM700 Grizzly	13-20	MC8004A	MC8004A
YFM700 Kodiak	16-20	MC8004A	MC8004A
YFM700R Raptor	2006	MC8020A	
YFM700R Raptor	07-20	MC8004A	MC8007A
YFM700R Raptor	07-18	MC8004A	MC8007A

INDEX

WIDE OPEN PARTS

TIRES & WHEELS

BRAKES

AIR, OIL & FUEL

BATTERY & ELECTRICAL

ENGINE

BEARINGS

BUSHINGS

DRIVELINE

AXLES

BELTS

CONTROLS

TOOLS & CHEMICALS

EXHAUST

ACCESSORIES



Honda Front Wheel Cylinders



HONDA					
MODEL	YEAR	LEFT FRONT	OEM REF #	RIGHT FRONT	OEM REF #
TRX250 RECON	97-06	MC2501	45370-HM8-006	MC2502	45350-HM8-006
	07-14	MC2503	45370-HM8-B41	MC2504	45350-HM8-B41
TRX300FW FOURTRAX 4X4	1988, 90-00	MC3501 (CYL A)	45330-HC5-006	MC3502 (CYL A)	45310-HC5-006
		MC3503 (CYL B)	45370-HC5-971	MC3504 (CYL B)	45350-HC5-971
TRX350 RANCHER	00-03	MC3501 (CYL A)	45330-HC5-006	MC3502 (CYL A)	45310-HC5-006
		MC3503 (CYL B)	45370-HC5-971	MC3504 (CYL B)	45350-HC5-971
TRX350 RANCHER	04-06	MC5001 (CYL A)	45330-HN2-006	MC5002 (CYL A)	45310-HN2-006
		MC5003 (CYL B)	45370-HN5-N01	MC5004 (CYL B)	45350-HN5-N01
TRX400AT RANCHER	04-07	MC5001 (CYL A)	45330-HN2-006	MC5002 (CYL A)	45310-HN2-006
		MC5003 (CYL B)	45370-HN5-N01	MC5004 (CYL B)	45350-HN5-N01
TRX400 FOREMAN	95-98	MC4001 (CYL A)	45330-HM7-006 45330-HM7-505	MC4002 (CYL A)	45310-HM7-006 45310-HM7-505
		MC3503 (CYL B)	45370-HC5-971	MC3504 (CYL B)	45350-HC5-971
TRX400 FOREMAN	99-03	MC4003 (CYL A)	45330-HN0-A01	MC4004 (CYL A)	45310-HN0-A01
		MC5003 (CYL B)	45370-HN5-N01	MC5004 (CYL B)	45350-HN5-N01
TRX450 FOREMAN	98-04	MC4003 (CYL A)	45330-HN0-A01	MC4004 (CYL A)	45310-HN0-A01
		MC5003 (CYL B)	45370-HN5-N01	MC5004 (CYL B)	45350-HN5-N01
TRX500 RUBICON	01-04	MC5001 (CYL A)	45330-HN2-006	MC5002 (CYL A)	45310-HN2-006
		MC5003 (CYL B)	45370-HN5-N01	MC5004 (CYL B)	45350-HN5-N01
TRX650 RINCON	03-05	MC5001 (CYL A)	45330-HN2-006	MC5002 (CYL A)	45310-HN2-006
		MC5003 (CYL B)	45370-HN5-N01	MC5004 (CYL B)	45350-HN5-N01

Honda Wheel Cylinder Adjusters

These wheel cylinder adjusters fit the Honda models listed in the application table below.



AN100

ITEM	PART #
Front Left Nut	AN101
Front Left Screw	AS101
Front Right Nut	AN100
Front Right Screw	AS100

HONDA	
MODEL	YEAR
TRX200	90-97
TRX200SX	86-88
TRX250 Fourtrax	85-87
TRX250 Recon	97-14
TRX300 Fourtrax	90-00
TRX350 Fourtrax	86-88
TRX350 Rancher	00-06
TRX400 Rancher AT	04-06
TRX400 Foreman	95-03
TRX450 Foreman	98-04
TRX500 Rubicon	01-04
TRX650 Rincon	03-05

Wheel Cylinder Rebuild Kits by Shindy



- For the wheel cylinders of front hydraulic drum brakes.
- Kit includes pistons, cups, boots, and if applicable, springs, bleed caps, and clips.
- Each kit rebuilds one (1) front wheel.

HONDA		
MODEL	YEAR	PART #
TRX200 Fourtrax	1984	MC6502
TRX200 Fourtrax	90-97	MC6501
TRX250 Fourtrax	85-87	MC6502
TRX250 Recon	97-18	MC6501
TRX300 Fourtrax 2x4	88-98	MC6501
TRX300 Fourtrax 4x4	88-00	MC6503
TRX350/D Fourtrax	86-89	MC6504
TRX350 Rancher	00-03	MC6503
TRX350 Rancher	04-06	MC6505
TRX400 Rancher	04-07	MC6505
TRX400 Foreman	95-98	MC6503
TRX400 Foreman	99-03	MC6505
TRX450 Foreman	98-04	MC6505
TRX500 Rubicon	01-04	MC6505
TRX650 Rincon	03-05	MC6505

KAWASAKI		
MODEL	YEAR	PART #
KLF300 Bayou	86-87	MC6521

SUZUKI		
MODEL	YEAR	PART #
LT4WD Quadrunner	87-96	MC6541
LTF4WD Quadrunner	97-98	MC6541
LTF4WDX King Quad	91-98	MC6541
LTF250 Quadrunner	88-01	MC6541

YAMAHA		
MODEL	YEAR	PART #
YFM350 Big Bear 4x4	87-98	MC6561
YFM400 Kodiak	93-98	MC6561

Wheel Cylinder Rebuild Kits by All Balls



- For the wheel cylinders of front hydraulic drum brakes.
- Kit includes pistons, cups, boots, and if applicable, springs, bleed caps, and clips.
- Each kit rebuilds one (1) front wheel.



HONDA		
MODEL	YEAR	PART #
TRX200	90-91	MC8502A
TRX200	96-97	MC8502A
TRX200D	90-97	MC8502A
TRX250 Recon	97-18	MC8502A
TRX300 Fourtrax 2x4	88-00	MC8508A
TRX300 Fourtrax 4x4	88-00	MC8506A
TRX350 Rancher	00-03	MC8507A
TRX350 Rancher	04-06	MC8503A
TRX400 Rancher	04-07	MC8503A
TRX400 Foreman	95-98	MC8506A
TRX400 Foreman	99-03	MC8505A
TRX450 Foreman	98-01	MC8505A
TRX450 Foreman	02-04	MC8503A
TRX500 Rubicon	01-04	MC8503A
TRX650 Rincon	03-05	MC8503A

YAMAHA		
MODEL	YEAR	PART #
YFM350FW Big Bear	87-88	MC8504A
YFM350FW Big Bear	89-98	MC8509A
YFM400 Kodiak	93-98	MC8509A

INDEX

WIDE OPEN PARTS

TIRES & WHEELS

BRAKES

AIR, OIL & FUEL

BATTERY & ELECTRICAL

ENGINE

BEARINGS

BUSHINGS

DRIVELINE

AXLES

BELTS

CONTROLS

TOOLS & CHEMICALS

EXHAUST

ACCESSORIES

PLACE YOUR ORDER WITH US ...

BY PHONE: 1-800-367-9603 » BY FAX: 901-377-3392 » ONLINE: WWW.JMATV.COM

Air Filters

» UNI AIR FILTERS

Designed to fit in the factory airbox, UNI Filter's high airflow, superior dirt stopping ability, and long-lasting dependability provide excellent value. UNI Filter's unique two-stage design allows for easy and complete cleaning. To complete the winning combination, apply UNI Filter Oil and UNI Filter Cleaner.



» WIDE OPEN AIR FILTERS

Wide Open Air Filters fit directly into the OEM air box and are as efficient as an OEM filter. Wide Open Air Filters provide consistent filtration area for maximum efficiency. The rubber flange is designed to seal perfectly and prevent entering dust. A new air filter can increase airflow, horsepower, and improve engine performance.



ARCTIC CAT ATV/UTV

MODEL	YEAR	UNI PART#	WIDE OPEN PART #
250	99-05	AF8604	
300	98-05	AF8604	
300 Alterra	17-20	AF8608	
300 Utility	09-16	AF8608	
375	2002	AF8601	
400 DVX	04-08	AF2483	AF2483W
400 Man/Auto/FIS	98-04	AF8601	
400 TRV/TBX/FIS	05-13	AF8603	
400 VP	05-06	AF8601	
400 Core	13-16	AF8607	
400 Alterra	16-17	AF8607	
450	10-16	AF8607	
454	96-98	AF8601	
500	98-02	AF8601	
500 Alterra XR	2015	AF8612	
500 Alterra XT	2016	AF8612	
500 Alterra	17-20	AF8607	
500 Core/TRV/XT	13-17	AF8607	
500 FIS Auto	03-04	AF8602	
500 HDX	16-17	AF8611	
500 TBX	2004	AF8602	
500 TBX, FIS	05-09	AF8603	

Air filters continue on the next page.

INDEX

WIDE OPEN PARTS

TIRES & WHEELS

BRAKES

AIR, OIL & FUEL

BATTERY & ELECTRICAL

ENGINE

BEARINGS

BUSHINGS

DRIVELINE

AXLES

BELTS

CONTROLS

TOOLS & CHEMICALS

EXHAUST

ACCESSORIES



ARCTIC CAT ATV/UTV			
MODEL	YEAR	UNI PART#	WIDE OPEN PART #
500 TRV	03-05	AF8602	
500 TRV Auto	05-06	AF8603	
500 TRV Alterra	19-20	AF8612	
500 Prowler	14-16	AF8611	
500 Prowler	2017	AF8803	
500/700 UTV	2015	AF8611	
500/550/700 XR	2015	AF8612	
550 TRV, HT	09-16	AF8606	
550 GT, LTD	2012	AF8606	
550 H1	09-11	AF8606	
550 Alterra	15-16	AF8612	
550 TRV Alterra	17-18	AF8606	
550 Prowler	09-14	AF8606	
570 Alterra	19-20	AF8612	
650 TBX, TRV	2009	AF8606	
650 V-Twin	04-06	AF8603	
650 H1	05-07	AF8603	
650 H1	2008	AF8606	
650 H1	10-11	AF8603	
650 Prowler H1	06-07	AF8603	
650 Prowler H1	08-09	AF8606	
700 (Exc Diesel)	06-08	AF8605	
700 H1	08-16	AF8606	
700 Mud Pro	11-17	AF8606	
700 HDX	16-17	AF8611	
700 TBX	12-19	AF8606	
700 TRV	09-16	AF8606	
700 TRV	09-16	AF8606	
700 Alterra	16-19	AF8612	
700 Alterra TRV / TBX	2017	AF8606	
700 Alterra VLX	2017	AF8606	
700 Prowler	08-13	AF8606	
700 Prowler	14-17	AF8611	
700 Wildcat Trail/Sport	14-19	AF8609	
1000 ATV	08-17	AF8605	
1000 Prowler	09-14	AF8606	
1000 Prowler	15-17	AF8611	
1000 Wildcat /X/4/4X	12-19	AF8609	
1000 Wildcat XX	18-19	TBA	

CAN-AM ATV/UTV			
MODEL	YEAR	UNI PART#	WIDE OPEN PART #
250 DS	06-20	AF8702	
330 Outlander	04-05	AF8704	
400 Outlander (Non EFI)	03-08	AF8704	
400 Outlander EFI	08-18	AF8706	
450 DS	08-15	AF8705	
450 Outlander	15-20	AF8708	
500 Defender	17-20		AF1012A
500 Outlander	07-12	AF8703	
500 Outlander	13-15	AF8708	
500 Renegade	08-09	AF8703	
500 Renegade	13-15	AF8708	
500 Renegade EFI	10-12	AF8703	
570 Outlander	16-20	AF8708	
570 Renegade	16-20	AF8708	
650 DS	00-07	AF8701	
650 Outlander	06-09	AF8703	

- INDEX
- WIDE OPEN PARTS
- TIRES & WHEELS
- BRAKES
- AIR, OIL & FUEL
- BATTERY & ELECTRICAL
- ENGINE
- BEARINGS
- BUSHINGS
- DRIVELINE
- AXLES
- BELTS
- CONTROLS
- TOOLS & CHEMICALS
- EXHAUST
- ACCESSORIES

Air filters continue on the next page.





CAN-AM ATV/UTV

MODEL	YEAR	UNI PART#	WIDE OPEN PART #
650 Outlander EFI	10-12	AF1920*	
650 Outlander	13-20	AF8708	
650 Renegade	18-20	AF8708	
800 Commander	11-20	AF8707	
800 Defender	16-20		AF1012A
800 Maverick Trail	18-20		AF1012A
800 Outlander	06-08	AF8703	
800 Outlander EFI	09-11	AF1920*	
800 Outlander Max	2012	AF1920*	
800 Outlander	13-15	AF8708	
800 Renegade EFI	07-08	AF8703	
800 Renegade EFI	09-11	AF1920*	
800 Renegade	13-15	AF8708	
850 Outlander	16-20	AF8708	
850 Renegade	16-20	AF8708	
900 Maverick X3	17-20		AF1011A
1000 Commander	11-20	AF8707	
1000 Defender	16-20		AF1012A
1000 Maverick	13-18	AF8707	
1000 Maverick Sport	18-20		AF1012A
1000R Maverick Sport	2019		AF1012A
1000R Maverick Sport	2020		AF1011A
1000 Maverick Trail	18-20		AF1012A
1000 Maverick Turbo	15-17	TBA	
1000 Outlander	12-20	AF8708	
1000 Renegade	12-20	AF8708	
Replacement Element for AF1920 kit.	09-12	AF1921	

*** Replacement filter kit includes two-stage Uni filter element and molded black elbow adapter.**

HONDA ATV/UTV

MODEL	YEAR	UNI PART#	WIDE OPEN PART #
TRX90	93-20	AF4127	AF4127W
ATC110	79-82	AF4037	AF4037W
ATC110	83-85	AF4068	
ATC125M	84-85	AF4068	
ATC125M	1986	AF4099	
TRX125	84-86	AF4068	
TRX125M	87-88	AF4099	
ATC185S	81-82	AF4037	AF4037W
ATC185S	83-85	AF4068	
ATC200	81-82	AF4037	AF4037W
ATC200	83-85	AF4068	
ATC200E	82-83	AF4068	
ATC200ES	1984	AF4068	
ATC200M	84-85	AF4068	
ATC200S	84-86	AF4068	
ATC200X	83-85	AF4067	
ATC200X	86-87	AF4090	
TRX200	84-86	AF4068	
TRX200	89-97	AF4120	
TRX200SX	86-88	AF4099	
ATC250ES	85-87	AF4115	
ATC250R	1982	AF4060	
ATC250R	83-84	AF4063	
ATC250R	85-86	AF4080	
ATC250SX	85-87	AF4063	
FL250 Odyssey	77-84	AF4032	

Air filters continue on the next page.



HONDA ATV/UTV			
MODEL	YEAR	UNI PART#	WIDE OPEN PART #
TRX250EX	01-08	AF4128	
TRX250X	87-92	AF4109	
TRX250X	09-20	AF4128	
TRX250R	86-89	AF4102	
TRX250	85-87	AF4063	
TRX250 Recon	97-20	AF4128	
TRX300 Fourtrax	88-00	AF4119	AF4119W
TRX300EX	93-08	AF4109	
TRX300X	09-12	AF4109	
FL350 Odyssey	85-86	AF4091	
ATC350X	85-86	AF4090	
TRX350 Foreman	86-89	AF4098	
TRX350 Rancher	00-06	AF4119	AF4119W
FL400 Pilot	89-90	AF4114	
TRX400EX	99-09	AF4126	
TRX400X	12-14	AF4134	
TRX400 Foreman	95-03	AF4119	AF4119W
TRX400 Rancher	04-07	AF4119	AF4119W
TRX420 Rancher SRA	07-13	AF4142	AF4142W
TRX420 Rancher SRA	14-21	AF4134	AF4134W
TRX420 Rancher IRS	09-14	AF4142	AF4142W
TRX420 Rancher IRS	15-21	AF4134	AF4134W
TRX450R	04-05	AF4126	
TRX450R	06-15	AF4140	
TRX450 Foreman	98-04	AF4119	AF4119W
TRX500 Foreman	05-19	AF4134	AF4134W
TRX500 Rubicon	00-19	AF4134	AF4134W
SXS500 Pioneer	15-20	AF4134	AF4134W
TRX520 Foreman	20-21	AF4134	AF4134W
TRX520 Rubicon	20-21	AF4134	AF4134W
TRX650 Rincon	03-05	AF4134	AF4134W
TRX680 Rincon	06-21	AF4134	AF4134W
TRX700XX	08-12	AF4143	AF4134W
SXS700 Pioneer	14-21	AF4134	AF4134W
MUV700 Big Red	09-12	AF4134	AF4134W
SXS1000 Pioneer	16-21	AF1001	
SXS1000 Talon R/X	19-21	AF1002	

INDEX

WIDE OPEN PARTS

TIRES & WHEELS

BRAKES

AIR, OIL & FUEL

BATTERY & ELECTRICAL

ENGINE

BEARINGS

BUSHINGS

DRIVELINE

AXLES

BELTS

CONTROLS

TOOLS & CHEMICALS

EXHAUST

ACCESSORIES



HONDA DIRTBIKE		
MODEL	YEAR	UNI PART#
CRF/XR 50/70	97-20	AF4131
CRF/XR 50/70 (Hi-Flow)	97-20	AF4112
CRF/XR 80/100	88-20	AF4132
CRF/XR 80/100 (Hi-Flow)	88-20	AF4125
CR60/80	83-84	AF4064
CR80	1985	AF4077
CR80	86-02	AF4104
CR85	03-07	AF4104
CRF110	13-15	AF4146
CRF110F	19-20	AF4151
CR125	81-84	AF4052
CR125	1985	AF4078
CR125	1986	AF4103
CR125	87-88	AF4105

Air filters continue on the next page.





HONDA DIRTBIKE

MODEL	YEAR	UNI PART#
CR125	89-01	AF4112
CR125	02-07	AF4135
CRF125F	14-20	AF4147
CRF150F	03-20	AF4137
CRF150R	07-19	AF4141
CRF150RV	07-19	AF4141
XR200R	84-05	AF4073
CRF230F	03-20	AF4137
XR200	80-84	AF4058
XR250R	84-85	AF4073
XR250R/L	86-04	AF4074
CR250	81-84	AF4052
CR250	1985	AF4078
CR250	1986	AF4103
CR250	1987	AF4105
CR250	88-01	AF4112
CR250R	02-07	AF4135
CRF250R	04-09	AF4136
CRF250R	10-13	AF4144
CRF250R	14-17	AF4145
CRF250R	18-20	AF4148
CRF250R	2020	AF4150
CRF250X	04-16	AF4138
CRF250RX	2020	AF4150
XR350 R	83-85	AF4074
XR400	96-04	AF4074
CRF450R	2002	AF4133
CRF450R	03-08	AF4136
CRF450R	09-12	AF4144
CRF450R	13-16	AF4145
CRF450R	17-20	AF4148
CRF450RX	17-20	AF4148
CRF450X	05-17	AF4138
CRF450K/L/X	18-20	AF4149
CR450/480/500	81-84	AF4052
CR500	1985	AF4078
CR500	1986	AF4103
CR500	87-88	AF4105
CR500	89-02	AF4112
XR500	1983	AF4075
XR600R	1984	AF4075
XR600R	85-02	AF4074
XL600	83-87	AF4065
XR650L	93-15	AF4117
XR650R	00-08	AF4130

Air filters continue on the next page.

PLACE YOUR ORDER WITH US ...

BY PHONE: 1-800-367-9603 » BY FAX: 901-377-3392 » ONLINE: WWW.JMATV.COM



KAWASAKI ATV/UTV			
MODEL	YEAR	UNI PART#	WIDE OPEN PART #
KFX 50	07-20	AF2311	
KFX 90	07-20	AF2311	
KLT160	1985	AF2333	
KLF 185/300	86-88	AF2333	
KLT200	81-84	AF2333	
KLF220 Bayou	88-98	AF2381	
KLF 220 Bayou (High Flow)	88-02	AF2306	
KLF220 Bayou	99-02	AF2386	
KSF250 Mojave	87-04	AF2362	
KLF250 Bayou	03-11	AF2386	
KLF 250 Bayou (High Flow)	03-11	AF2306	
KLT250	82-85	AF2333	
KXT250 Tecate	83-85	AF2348	
KXT250 Tecate	86-87	AF2360	
KXF250 Tecate-4	87-88	AF2365	
KLF300 Bayou	86-88	AF2333	
KLF300 Bayou	88-98	AF2381	
KLF300 Bayou	99-04	AF2386	
KLF 300 Bayou (High Flow)	88-04	AF2372	
KLF400 Bayou	93-02	AF2373	
KEF300 Lakota	95-03	AF2362	
KVF300 Prairie	97-02	AF2387	
KVF300 Brute Force	12-20	AF2349	
KVF360 Prairie	03-13	AF2331	
KVF400 Prairie	97-02	AF2387	
KFX400	03-06	AF2483	AF2483W
KFX450R	08-14	AF2332	
KVF650 Prairie	2002	AF2388	
KVF650 Prairie	2003	AF2393	
KVF650 Brute Force SRA	05-13	AF2393	
KVF650i Brute Force IRS	06-13	AF2398	
KFX700	03-11	AF2393	
KVF700 Prairie	04-06	AF2393	
KVF750 Brute Force	05-20	AF2398	AF2398W
KRF750 Teryx	08-12	AF2344	
KRF750 Teryx	2013	AF2600	
KRF800 Teryx	14-20	AF2394	
KRT750 Teryx-4	12-13	AF2394	
KRT800 Teryx-4	14-19	AF2394	
KRX1000 Teryx	2020	TBA	
MULE 500/550	91-04	AF2394	
MULE 600/610	05-15	AF2373	
MULE XC	14-16	AF2373	AF3000W(SMOG)
MULE SX	17-20	AF2373	AF3000W(SMOG)
MULE 1000	94-97		AF1000W
MULE 2010/2020	90-93		AF1000W
MULE 2500/2510/2520	93-00	AF2394	
MULE 2510 Diesel	00-02	AF3010	AF3010W AF3000W(SMOG)
MULE 3000	01-08	AF3010	AF3010W AF3000W(SMOG)
MULE 3010 + Diesel	93-08	AF3010	AF3010W AF3000W(SMOG)
MULE 3020	2001	AF3010	AF3010W AF3000W(SMOG)
MULE 4000	09-20	AF3010	AF3010W AF3000W(SMOG)
MULE 4010 + Diesel	09-20	AF3010	AF3010W AF3000W(SMOG)
MULE PRO-DX	16-19	AF3010	AF3010W
MULE PRO-DXT	16-19	AF3010	AF3010W
MULE PRO-FX	16-20	AF3010	AF3010W
MULE PRO-FXR	18-20	AF3010	AF3010W
MULE PRO-FXT	15-20	AF3010	AF3010W
MULE PRO-MX	19-20	TBA	

INDEX

WIDE OPEN PARTS

TIRES & WHEELS

BRAKES

AIR, OIL & FUEL

BATTERY & ELECTRICAL

ENGINE

BEARINGS

BUSHINGS

DRIVELINE

AXLES

BELTS

CONTROLS

TOOLS & CHEMICALS

EXHAUST

ACCESSORIES



Air filters continue on the next page.



KAWASAKI DIRTBIKE

MODEL	YEAR	UNI PART#
KDX80	84-88	AF2347
KX60	85-03	AF2355
KX65	00-20	AF2385
KX80	83-84	AF2347
KX80	1985	AF2356
KX80	86-90	AF2361
KX80	91-01	AF2369
KX85	01-13	AF2369
KX85	14-20	AF2601
KX100	91-13	AF2369
KX100	14-20	AF2601
KLX110	02-20	AF2395
KLX110 (Hi-Flow)	02-20	AF2487
KX125	1981	AF2338
KX125	1983	AF2345
KX125	84-85	AF2353
KX125	1986	AF2358
KX125	87-89	AF2364
KX125	90-91	AF4112
KX125	92-93	AF2370
KX125	94-05	AF4112
KLX125	03-06	AF2484
KLX140(L)	08-20	AF2335
KDX175	81-82	AF2338
KDX200	82-85	AF2354
KDX200	86-88	AF2353
KDX200	89-06	AF2364
KDX220	96-03	AF2364
KLX230R	2020	AF2606
KDX250	1980	AF2333
KDX250	1981	AF2338
KDX250	82-85	AF2354
KDX250	89-95	AF2364
KL250	85-95	AF2364
KLR250	1985	AF2357
KL/KLR250	87-05	AF2384
KX250	1981	AF2338
KX250	1982	AF2345
KX250	83-84	AF2354
KX250	85-86	AF2353
KX250	87-89	AF2364
KX250	90-91	AF4112
KX250	92-93	AF2370
KX250	94-07	AF4112
KX250F	04-05	AF2396
KX250F	06-16	AF2399
KX250 F	17-20	AF2603
KLX250/300	94-07	AF2364
KLX250S(F)	09-20	AF2364
KLX300R	2020	AF2364
KDX400	1980	AF2333
KLX400	03-04	AF2480
KX/KDX420	1981	AF2338
KLX450R	08-09	AF2334
KDX450	1982	AF2338
KX450F	06-15	AF2399
KX450F	16-18	AF2603
KX450F	19-20	AF2605
KX500	1983	AF2345
KX500	1984	AF2354
KX500	85-86	AF2353
KX500	87-04	AF2364

Air filters continue on the next page.



KAWASAKI DIRTBIKE		
MODEL	YEAR	UNI PART#
KLX650	93-97	AF2364
KLR650	87-20	AF2378
KLX650C	93-97	AF2378



POLARIS ATV/UTV			
MODEL	YEAR	UNI PART#	WIDE OPEN PART #
50 Predator	03-06	AF8508	
50 Predator	07-20	AF8510	
50 Outlaw	07-20	AF8510	
50 Scrambler	01-03	AF8508	
90 Outlaw	07-14	AF8511	
90 Scrambler	01-03	AF8508	
90 Sportsman	01-06	AF8508	
90 Outlaw	07-14	AF8511	
90 Sportsman	07-14	AF8511	
90 Predator	03-06	AF8508	
110 Outlaw	16-20	AF8511	
110 Sportsman	16-20	AF8511	
150 ACE	17-20	TBA	
150 Ranger	18-20	TBA	
170 RZR	09-20	AF8515	
200 Sawtooth	06-07	AF8504	
200 Phoenix	05-20	AF8504	
250 Big Boss	89-92 & 97	AF8501	AF8501W
250 Trailblazer	90-00	AF8501	AF8501W
250 TrailBlazer	01-06	AF8504	
250 Trailboss	87-99	AF8501	AF8501W
250 TrailBoss	01-09	AF8505	
250 Xplorer	01-02	AF8504	
300 Hawkeye	06-12	AF8504	
300 Sportsman	08-10	AF8504	
300 Xpress	96-99	AF8501	AF8501W
325 ACE	14-19	AF8520	
325 Magnum	2000	AF8503	AF8503W
325 Magnum	01-02	AF8504	
325 TrailBoss	2000	AF8503	AF8503W
325 Trail Boss	01-09	AF8505	
325 Trailboss	10-11	AF8503	AF8503W
325 Xpedition	00-02	AF8503	AF8503W
330 ATP	04-05	AF8505	
330 Magnum	03-06	AF8505	
330 Trail Blazer	08-09	AF8505	
330 Trail Blazer	10-13	AF8503	AF8503W
330 Trail Boss	2010	AF8503	AF8503W
335 Sportsman	99-00	AF8503	AF8503W
400 Hawkeye	11-15	AF8503	AF8503W
400 Ranger	10-14	AF8514	
400 Scrambler	96-02	AF8502	AF8502W
400 Sport	97-99	AF8502	AF8502W
400 Sportsman	02-14	AF8503	AF8503W
400 Trailblazer	96-97 & 03	AF8502	AF8502W
400 Xplorer	95-00	AF8501	AF8501W
400 Xplorer 4X4 (oval)	99-00	AF8502	AF8502W
400 Xplorer 2x4/4x4	01-02	AF8504	
425 Magnum (oval)	95-99	AF8502	AF8502W

- INDEX
- WIDE OPEN PARTS
- TIRES & WHEELS
- BRAKES
- AIR, OIL & FUEL
- BATTERY & ELECTRICAL
- ENGINE
- BEARINGS
- BUSHINGS
- DRIVELINE
- AXLES
- BELTS
- CONTROLS
- TOOLS & CHEMICALS
- EXHAUST
- ACCESSORIES

Air filters continue on the next page.



POLARIS ATV/UTV			
MODEL	YEAR	UNI PART#	WIDE OPEN PART #
425 Xpedition	00-02	AF8503	AF8503W
450 Sportsman	06-07	AF8503	AF8503W
450 Sportsman	16-20	AF8503	AF8503W
500 ACE	14-20	AF8520	
500 Big Boss	98-99	AF8502	AF8502W
500 Magnum	99-02	AF8503	AF8503W
500 Outlaw	06-07	AF8509	
500 Predator	03-07	AF8506	
500 Ranger ALL <Before 11/5/05>	04-06	AF8507	
500 Ranger ALL <After 11/5/05>	06-13	AF8514	
500 Ranger Midsize	2013	AF8514	
500 Ranger	17-20	AF8520	
500 Scrambler	99-11	AF8503	AF8503W
500 Sportsman	96-14	AF8503	AF8503W
525 Outlaw IRS	07-11	AF8512	
550 Sportsman	09-15	AF8518	
570 ACE	14-20	AF8520	
570 Ranger Mid Size (Round)	14-20	AF8520	
570 Ranger Mid Size Crew (Round)	15-20	AF8520	
570 Ranger Full Size (Round)	16-20	AF8520	
570 Ranger Full Size Crew (Round)	16-20	AF8520	
570 Ranger Full Size (Flat)	15-20	AF8517	AF8517W
570 Ranger Full Size Crew (Flat)	15-20	AF8517	AF8517W
570 RZR EFI	12-19	AF8517	AF8517W
570 RZR	12-18	AF8520	
570 Sportsman	14-20	AF8503	AF8503W
600 Sportsman	03-05	AF8503	AF8503W
700 Ranger	05-09	AF8514	
700 Sportsman	02-07	AF8503	AF8503W
800 Ranger	2010	AF8514	
800 Ranger	11-16	AF8513	
800 RZR	08-14	AF8513	
800 RZR 4	12-14	AF8513	
800 Sportsman	05-14	AF8503	AF8503W
850 Scrambler	13-20	AF8518	
850 Sportsman	09-20	AF8518	
850 Sportsman Touring	10-20	AF8518	
900 Ace	15-20	AF8521	
900 Ranger	11-12	AF8513	
900 Ranger	13-19	AF8517	AF8517W
900 RZR	11-14	AF8516	
900 RZR	15-20	AF8521	
900 RZR 4	12-14	AF8516	
900 RZR 4	15-20	AF8521	
900 RZR S	15-20	AF8521	
1000 General	16-20	AF8521	
1000 Ranger (Pre-Filter)	17-20	AF8515	
1000 Ranger	17-20	AF8517	AF8517W
1000 Ranger XP	18-20	AF8522	
1000 Ranger XP Crew	17-18	AF8517	AF8517W
1000 Ranger XP Crew	19-20	AF8522	
1000 Ranger Deisel	15-19	AF8517	AF8517W
1000 RZR	14-20	AF8519	
1000 RZR 4	14-20	AF8519	
1000 RZR 4S	19-20	AF8521	
1000 RZR S	16-20	AF8521	
1000 RZR Turbo/4/S	16-20	AF8519	
1000 RZR RS1	18-20	AF8519	
1000 RZR Pro XP/4	2020	AF8519	
1000 Scrambler	14-20	AF8518	

Air filters continue on the next page.



POLARIS ATV/UTV			
MODEL	YEAR	UNI PART#	WIDE OPEN PART #
1000 Sportsman	15-16	AF8503	AF8503W
1000 Sportsman	17-20	AF8518	



SUZUKI ATV			
MODEL	YEAR	UNI PART#	WIDE OPEN PART #
LTZ50	06-09	AF2491	
LTZ50	15-18	AF2491	
LT80	87-06	AF2471	
LTZ90	07-09	AF2492	
LTZ90	14-18	AF2492	
ALT/LT125	83-89	AF2442	
ALT/LT185	84-89	AF2442	
LT160	91-04	AF2478	
LT 250	85-90	AF2450	
LT230E/G Quad Runner	84-94	AF2449	
LT230S Quad Sport	85-90	AF2449	
LTF250/F	88-02	AF2470	AF2470W
LT250R Quad Racer	85-86	AF2451	
LT250R Quad Racer	87-93	AF2464	
LT250 Quad Runner	85-90	AF2450	
LTR250	04-07	AF2485	
LTZ250	04-11	AF2485	
LTF250 Ozark	03-14	AF2485	
LT/LTF4WDX	87-98	AF2470	AF2470W
LTZ400	03-12	AF2483	AF2483W
LTA400F Eiger	02-08	AF2483	AF2483W
LTA400 King Quad	08-20	AF2483	AF2483W
LTA450 King Quad	07-10	AF2486	
LTR450	06-11	AF2489	
LTA500F Vinson	02-07	AF2483	AF2483W
LT500R Quad Racer	87-90	AF2463	
LT500F Quadmaster/Runner	98-02	AF2476	
LTF/A500 King Quad	09-20	AF2486	
LTF/A700 King Quad	05-07	AF2486	
LTF/A750 King Quad	07-20	AF2486	

Air filters continue on the next page.

INDEX

WIDE OPEN PARTS

TIRES & WHEELS

BRAKES

AIR, OIL & FUEL

BATTERY & ELECTRICAL

ENGINE

BEARINGS

BUSHINGS

DRIVELINE

AXLES

BELTS

CONTROLS

TOOLS & CHEMICALS

EXHAUST

ACCESSORIES

J&M ATV/UTV SUPPLY, INC. ... OVER 30 YEARS IN THE POWERSPORTS INDUSTRY

BY PHONE: 1-800-367-9603 » BY FAX: 901-377-3392 » ONLINE: WWW.JMATV.COM



SUZUKI DIRTBIKE

MODEL	YEAR	UNI PART#
RM60	2003	AF2355
RM65	03-04	AF2455
RM80	82-85	AF2437
RM80	86-01	AF2455
RM85	02-20	AF2455
DRZ110	04-06	AF2395
DRZ125	03-20	AF2484
RM125	81-83	AF2435
RM125	84-85	AF2446
RM125	1986	AF2456
RM125	87-89	AF2462
RM125	90-92	AF2467
RM125	93-95	AF2469
RM125	96-03	AF2474
RM125	04-07	AF3230
RM125	2008	AF2490
PE175	80-81	AF2430
PE175	1982	AF2435
DRE200	01-09	AF2478
DR250	90-95	AF2468
DRZ250	01-07	AF2482
PE250	80-81	AF2433
RM250	1980	AF2433
RM250	81-83	AF2434
RM250	84-85	AF2447
RM250	1986	AF2456
RM250	87-89	AF2462
RM250	90-92	AF2467
RM250	93-95	AF2469
RM250	96-02	AF2474
RM250	03-07	AF3230
RM250	2008	AF2490
RM250Z	04-06	AF2396
RMX250	89-98	AF2467
RMZ250Z	07-20	AF2490
RMZ250	19-20	AF2494
RS250	80-81	AF2433
DR350	90-00	AF2468
DRZ400	00-20	AF2480
PE400	80-81	AF2433
RM400	1980	AF2433
RMZ450	05-06	AF3230
RMZ450	18-20	AF2494
RM450Z	07-17	AF2490
RM465	81-83	AF2434
RM500	84-85	AF2434
DR650	96-20	AF2488

Air filters continue on the next page.

PLACE YOUR ORDER WITH US ...

BY PHONE: 1-800-367-9603 » BY FAX: 901-377-3392 » ONLINE: WWW.JMATV.COM



YAMAHA ATV/UTV			
MODEL	YEAR	UNI PART#	WIDE OPEN PART #
YFM50 Raptor	04-08	AF3249	
YFM80 Grizzly	05-08	AF3249	
YFM80 Raptor	03-08	AF3249	
YFA 125 Breeze	89-04	AF3225	
YFM125 Grizzly	04-13	AF3213	
YFM125 Raptor	11-13	AF3213	
YTM125 Tri-Moto	82-85	AF2254	
YTM200 Tri-Moto	83-86	AF2266	
YFS200 Blaster	88-06	AF3225	
YFM200 Moto 4	85-89	AF2265	
YTM225 Tri-Moto	83-86	AF2265	
YFB250 Timberwolf	92-00	AF3232	AF3232W
YFM250 BearTracker	00-05	AF3240	
YFM250 Big Bear	07-09	AF3240	
YFM250 Bruin	05-06	AF3240	
YFM250 Moto 4	89-91	AF3232	AF3232W
YMF250 Raptor	08-13	AF3213	
YTZ250 Tri-Z	84-86	AF2279	
YFM300 Grizzly	12-13	AF3221	
YFM350 Big Bear	87-99	AF3232	AF3232W
YFM350 Bruin	04-06	AF3248	
YFM350 Grizzly	07-14	AF3258	
YFM350 Moto 4	87-95	AF3232	AF3232W
YFM350 Raptor	04-13	AF3244	
YFM350X Warrior	86-04	AF2295	AF2295W
YFM350 Wolverine	95-05	AF2295	AF2295W
YMF350 Wolverine	06-10	AF3258	
YFZ350 Banshee	87-06	AF2297	AF2297
YFM400 Big Bear	00-11	AF3240	AF3240W
YFM400 Grizzly	07-14	AF3258	
YFM400 Kodiak	93-99	AF3232	AF3232W
YFM400 Kodiak	00-02	AF3239	
YFM400 Kodiak	03-05	AF3248	
YFM450 Kodiak	03-05	AF3248	
YFM450 Kodiak	2006	AF3258	
YFM450 Kodiak	18-21	AF3258	
YFM450 Grizzly	07-14	AF3258	
YFM450 Wolverine	06-11	AF3258	
YFZ450	04-20	AF3252	
YFZ450 (for GYTR adapter)	04-20	AF3218	
YXR450 Rhino	06-09	AF3253	AF3253W
YFM550 Grizzly	09-14	AF3212	
YFM600 Grizzly	98-01	AF2295	AF2295W
YFM660 Grizzly	02-08	AF3244	
YFM660 Raptor	01-05	AF3241	AF3241W
YXR660 Rhino	05-07	AF3253	AF3253W
YXR66F Rhino (CVT Filter)	05-07	AF3259	
YFM700 Grizzly	07-15	AF3212	
YFM700 Grizzly	16-21	AF3268	
YFM700 Kodiak	16-21	AF3268	
YFM700 Raptor	06-20	AF3256	
YXR700 Rhino	08-13	AF3214	
YXM700 Viking	14-21	AF3265	
YXE700 Wolverine	16-18	AF3265	
YXF850 Wolverine	18-20	TBA	
YFX/YXE1000 Wolverine RMAX	2021	TBA	
YXZ1000	16-20	AF3266	

INDEX

WIDE OPEN PARTS

TIRES & WHEELS

BRAKES

AIR, OIL & FUEL

BATTERY & ELECTRICAL

ENGINE

BEARINGS

BUSHINGS

DRIVELINE

AXLES

BELTS

CONTROLS

TOOLS & CHEMICALS

EXHAUST

ACCESSORIES

Air filters continue on the next page.





YAMAHA DIRTBIKE

MODEL	YEAR	UNI PART#
PW50	81-20	AF3264
TTR50	06-20	AF3257
YZ65	18-20	AF3269
PW80	91-06	AF3267
YZ80	84-86	AF2272
YZ80	87-92	AF2298
YZ80	93-01	AF3229
YZ85	02-20	AF3243
TT-R90	00-07	AF3250
YZ100	82-83	AF2260
YZ125	80-81	AF2247
YZ125	1982	AF2260
YZ125	1983	AF2263
YZ125	84-85	AF2270
YZ125	1986	AF2287
YZ125	87-88	AF2294
YZ125	89-92	AF3226
YZ125	93-20	AF3230
TTR125	00-20	AF3242
IT200	84-86	AF2281
WR200	91-93	AF3228
TW200	90-20	AF3219
XT225	92-07	AF3237
TTR225	99-04	AF3237
TTR230	05-20	AF3254
YZ250	80-82	AF2245
YZ250	1983	AF2263
YZ250	84-87	AF2294
YZ250	1988	AF2299
YZ250	89-92	AF3226
YZ250	93-20	AF3230
YZ250F	01-13	AF3230
YZ250F	14-19	AF3263
YZ250F	2019	AF3270
YZ250F	2020	AF3272
YZ250FX	2020	AF3272
TTR250	99-06	AF3238
WR250	89-97	AF3226
WR250F	01-02	AF3230
WR250F	03-14	AF3251
WR250F	14-19	AF3263
WR250F	2020	AF3272
WR250X/R	08-20	AF3238
TT350	86-87	AF3231
TT350	92-94	AF3238
XT350	85-00	AF2286
WR400	98-01	AF3230
WR426	01-03	AF3230
YZ400/426	98-02	AF3230
YZ450F	03-09	AF3230
YZ450F	10-13	AF3260
YZ450F	14-17	AF3263
YZ450F	18-20	AF3270
WR450F	03-15	AF3251
WR450F	16-17	AF3263
YZ465	80-82	AF2245
WR500	90-93	AF3226

J&M ATV/UTV SUPPLY, INC. ... OVER 30 YEARS IN THE POWERSPORTS INDUSTRY

BY PHONE: 1-800-367-9603 » BY FAX: 901-377-3392 » ONLINE: WWW.JMATV.COM

Universal Filters



UP4112



UP4200



UP4229



UP5152



UP5229



UP5245



UP6245



UP6300

UNIVERSAL CLAMP-ON POD FILTERS

PART #	I.D. IN.	O.D. IN.
UP4112	1"	2 3/4"
UP4125	1 1/4"	2 3/4"
UP4152	1 1/2"	2 3/4"
UP4182	1 3/4"	2 3/4"
UP4200	2"	3"
UP4229	2 1/4"	3"
UP4245	2 1/2"	3"
UP4275	2 3/4"	3 3/4"
UP4300	3"	3 3/4"
UP5152	1 1/2"	2 3/4"
UP5182	1 3/4"	2 3/4"
UP5200	2"	3"
UP5229	2 1/4"	3"
UP5245	2 1/2"	3"
UP5275	2 3/4"	3 3/4"
UP6152	1 1/2"	2 3/4"
UP6182	1 3/4"	2 3/4"
UP6200	2"	3"
UP6229	2 1/4"	3"
UP6245	2 1/2"	3"
UP6275	2 3/4"	3 3/4"
UP6300	3"	3 3/4"



CLAMP-ON SOCK FILTERS

PART #	I.D. IN.	O.D. IN.
U400	3/4"	2"
U401	1 1/2"	2 3/4"
U402	1 3/4"	2 3/4"
U403	2 1/4"	3 1/4"
U604	1 1/2"	2 3/4"
U601	1 3/4"	2 3/4"
U602	2"	3 1/4"
U603	2 1/4"	3 1/4"
U801	1 3/4"	2 3/4"
U802	2"	3 1/4"

Millimeters = Inches x 25.4 (ex. 1-1/2" is 1.5 x 25.4 = 38.1mm)

UNI Breather Filters



Uni's breathers are made of a new washable urethane that needs no oil or special cleaners.

CLAMP-ON TYPE

PART #	I.D. IN.	O.D. IN.
UB101	5/16"	1 1/2"
UB102	3/8"	1 1/2"
UB103	1/2"	1 1/2"
UB104	5/8"	1 1/2"
UB107	1"	1 1/2"

PUSH-IN TYPE

PART #	I.D. IN.	O.D. IN.
UB121	5/16"	1 1/2"
UB122	3/8"	1 1/2"
UB123	1/2"	1 1/2"
UB124	5/8"	1 1/2"
UB220	Dual 1/4" Inlet	1 1/2"

Millimeters = Inches x 25.4 (ex. 1-1/2" is 1.5 x 25.4 = 38.1mm)


UNI Filter Air Vent



Uni's "Foam Filter Air Vents" increase the pre-filtered air supply to the airbox. The foam filter element may be cleaned and re-oiled. For reet, Dirt, ATV's, etc.

Part# AV5022
(Pack of 6 filters)

UNI Air Filter Foam Sheets/ Bulk Filter Foam



Sheets of air filter foam for you to fabricate your own design! There are six types to choose from.

PART #	SIZE	DESCRIPTION
BF1	12" X 16" X 5/8"	65 PPI GREEN/FINE
BF2	12" X 24" X 3/8"	30 PPI BLACK/COARSE
BF3	8" X 10" X 2"	30 PPI BLACK/COARSE
BF4	12" X 16" X 3/8"	60 PPI BLACK/FINE
BF5	12" X 16" X 3/8"	40 PPI RED/COARSE
BF6	12" X 16" X 5/8"	40/60 PPI DUAL LAYER



INDEX

WIDE OPEN PARTS

TIRES & WHEELS

BRAKES

AIR, OIL & FUEL

BATTERY & ELECTRICAL

ENGINE

BEARINGS

BUSHINGS

DRIVELINE

AXLES

BELTS

CONTROLS

TOOLS & CHEMICALS

EXHAUST

ACCESSORIES



» Oil Filters by Hifl Filtro

Hiflofiltro is the world's first and only TÜV approved motorcycle oil filter. Constructed using the best materials available, all Hiflofiltro oil filters meet or exceed original equipment performance levels. Available for street, scooter, motocross, enduro, ATV, UTV, marine outboard, and snowmobile models.



» Oil Filters by Emgo

Our oil filters are quality OEM replacement filters. Oil filters come packaged and ready to sell or stock.



ARCTIC CAT ATV

MODEL	YEAR	HIFLO FILTRO PART #	EMGO PART #
250 ATVs	99-05	HF0132	OF008
300 ATVs	98-05	HF0132	OF008
350 ATVs	11-12	HF0621	OF621
366 ATVs	08-11	HF0621	OF621
400 DVX	04-08	HF0139	OF014
400 ATVs	98-08	HF0138	OF012
400 ATVs	09-17	HF0621	OF621
425 ATVs	11-12	HF0621	OF621
450 ATVs	10-19	HF0621	OF621
454 Bearcat	96-98	HF0138	OF012
500 Manual ATVs	98-08	HF0138	OF012
500 Auto ATVs	04-07	HF0138	OF012
500 Auto ATVs	08-09	HF0621	OF621
500 ATVs	13-18	HF0621	OF621
550 ATVs	09-15	HF0621	OF621
570 ATVs	2019	HF0621	OF621
600 ATVs	2004	HF0204	OF204
650 V2 ATVs	04-06	HF0204	OF204
650 H1 ATVs	07-12	HF0621	OF621
700 ALL ATVs	08-19	HF0621	OF621
1000 ALL ATVs	08-18	HF0621	OF621

Oil filters continue on the next page.

PLACE YOUR ORDER WITH US ...

BY PHONE: 1-800-367-9603 » BY FAX: 901-377-3392 » ONLINE: WWW.JMATV.COM



ARCTIC CAT UTV

MODEL	YEAR	HIFLO FILTRO PART #	EMGO PART #
500 Prowler	15-18	HF0621	OF621
550 Prowler	10-13	HF0621	OF621
650 Prowler	06-09	HF0621	OF621
700 Prowler	09-17	HF0621	OF621
700 Wildcat	15-19	HF0621	OF621
1000 Wildcat	13-18	HF0621	OF621
1000 Prowler	09-13	HF0621	OF621

CAN-AM ATV

MODEL	YEAR	HIFLO FILTRO PART #	EMGO PART #
400 Outlander	07-14	HF0152	OF051
DS450	08-15	HF0560	N/A
450 Outlander	15-18	HF0152	OF051
500 Outlander	07-15	HF0152	OF051
500 Renegade	08-15	HF0152	OF051
570 Outlander	16-20	HF0152	OF051
570 Renegade	16-20	HF0152	OF051
650 Outlander	09-20	HF0152	OF051
650 Renegade	18-20	HF0152	OF051
800 Outlander	07-15	HF0152	OF051
800 Renegade	08-15	HF0152	OF051
850 Outlander	16-20	HF0152	OF051
850 Renegade	16-20	HF0152	OF051
1000 Outlander	12-20	HF0152	OF051
1000 Renegade	12-20	HF0152	OF051

CAN-AM UTV

MODEL	YEAR	HIFLO FILTRO PART #	EMGO PART #
500 HD5 Defender	17-20	HF0152	OF051
800 Commander	11-20	HF0152	OF051
800 HD8 Defender	16-20	HF0152	OF051
800 Maverick Trail	18-20	HF0152	OF051
900 Maverick X3	17-18	TBA	OF052
900 Maverick Turbo	19-20	TBA	OF052
1000 HD10 Defender	16-20	HF0152	OF051
1000 Commander	11-20	HF0152	OF051
1000 Maverick	14-18	HF0152	OF051
1000 Maverick Turbo	16-18	HF0152	OF051
1000 Maverick Sport	19-20	HF0152	OF051
1000 Maverick Trail	18-20	HF0152	OF051

HONDA ATV

MODEL	YEAR	HIFLO FILTRO PART #	EMGO PART #
ATC125M	86-87	HF0118	
ATC250ES	85-87	HF0113	OF007
ATC250SX	85-87	HF0113	OF007
ATC350X	85-86	HF0113	OF007
TRX125	87-88	HF0118	
TRX200	1984	HF0113	OF007
TRX200D	90-97	HF0113	OF007
TRX250 Fourtrax	85-87	HF0113	OF007
TRX250 Recon	97-21	N/A	
TRX250X	86-92	HF0113	OF007
TRX300 Fourtrax	88-01	HF0113	OF007
TRX300EX/X	93-09	HF0113	OF007
TRX350 Fourtrax	86-87	HF0113	OF007

Oil filters continue on the next page.

INDEX

WIDE OPEN PARTS

TIRES & WHEELS

BRAKES

AIR, OIL & FUEL

BATTERY & ELECTRICAL

ENGINE

BEARINGS

BUSHINGS

DRIVELINE

AXLES

BELTS

CONTROLS

TOOLS & CHEMICALS

EXHAUST

ACCESSORIES





HONDA ATV

MODEL	YEAR	HIFLO FILTRO PART #	EMGO PART #
TRX350D Fourtrax	87-89	HF0113	OF007
TRX350 Rancher	00-06	HF0113	OF007
TRX400 Foreman	95-02	HF0113	OF007
TRX400EX/X	99-14	HF0113	OF007
TRX400 Rancher AT	04-07	HF0111	OF005
TRX420 Rancher IRS Auto	09-21	HF0114	OF017
TRX420 Rancher SRA	07-21	HF0113	OF007
TRX450 Foreman	98-04	HF0113	OF007
TRX450R	04-13	HF0116	OF015
TRX450ER	06-14	HF0116	OF015
TRX500 Foreman	05-19	HF0113	OF007
TRX520 Foreman	20-21	HF0113	OF007
TRX500 Rubicon	00-14	HF0111	OF005
TRX500 Rubicon IRS Manual	15-19	HF0113	OF007
TRX500 Rubicon IRS Auto	15-19	HF0114	OF017
TRX520 Rubicon IRS Manual	20-21	HF0113	OF007
TRX520 Rubicon IRS Auto	19-21	HF0114	OF017
TRX650 Rincon	03-05	HF0111	OF005
TRX680 Rincon	06-21	HF0111	OF005
TRX700 XX	08-11	HF0112	OF020

HONDA UTV

MODEL	YEAR	HIFLO FILTRO PART #	EMGO PART #
SXS500M Pioneer	15-21	HF0113	OF007
SXS520M Pioneer	2021	HF0113	OF007
MUV700 Big Red	12-13	HF0111	OF005
SXS700M Pioneer	14-21	HF0111	OF005
SXS1000M Pioneer (1st Filter)	16-21	HF0114	OF017
SXS1000M Pioneer (2nd Filter)	16-21	HF0117	OF015
SXS1000R/X Talon (1st Filter)	19-21	HF0114	OF017
SXS1000R/X Talon (2nd Filter)	19-21	HF0117	OF015

KAWASAKI ATV

MODEL	YEAR	HIFLO FILTRO PART #	EMGO PART #
KLT200	80-84	HF0123	OF602
KLT250	82-85	HF0123	OF602
KLF220 Bayou	88-02	HF0123	OF602
KLF250 Bayou	03-11	HF0123	OF602
KSF250 Mojave	87-04	HF0123	OF602
KEF300 Lakota	95-03	HF0123	OF602
KLF300 Bayou	86-04	HF0123	OF602
KVF300 Prairie	99-02	HF0303	OF004
KVF360 Prairie	03-15	HF0204	OF204
KFX400	03-06	HF0139	OF014
KLF400 Bayou	93-98	HF0303	OF004
KVF400 Prairie	97-02	HF0303	OF004
KFX450R	08-14	HF0112	OF020
KVF650 Prairie	02-03	HF0204	OF204
KVF650 Brute Force SRA	05-13	HF0204	OF204
KVF650i Brute Force IRS	06-15	HF0204	OF204
KFX700 V-Force	04-09	HF0204	OF204
KVF700 Prairie	04-06	HF0204	OF204
KVF750i Brute Force	05-21	HF0204	OF204
KVF650i Brute Force IRS	06-15	HF0204	OF204
KFX700 V-Force	04-09	HF0204	OF204
KVF700 Prairie	04-06	HF0204	OF204
KVF750i Brute Force	05-18	HF0204	OF204

Oil filters continue on the next page.



KAWASAKI ATV

MODEL	YEAR	HIFLO FILTRO PART #	EMGO PART #
KAF300 MULE 500/520/550	All	HF0128	OF604
KAF400 MULE 600/610	All	HF0128	OF604
KAF450 MULE 1000	All	HF0303	OF004
KAF540 MULE 2010	All	HF0303	OF004
KAF540 MULE 2020	All	HF0303	OF004
KAF540 MULE 2030	All	HF0303	OF004
KAF620 MULE 2500	All	HF0128	OF604
KAF620 MULE 2510	All	HF0128	OF604
KAF620 MULE 2520	All	HF0128	OF604
KAF620 MULE 3000	All	HF0128	OF604
KAF620 MULE 3010	All	HF0128	OF604
KAF620 MULE 3020	All	HF0128	OF604
KAF620 MULE 4000	09-20	HF0128	OF604
KAF620 MULE 4010	09-21	HF0128	OF604
KRF750 Teryx	08-13	HF0204	OF204
KRT800 Teryx	14-21	HF0204	OF204
KAF820 Mule PRO-FX/FXR/FXT	15-21	HF0129	
KAF950 Mule 2510 Diesel	00-03	HF0129	
KAF950 Mule 3010 Diesel	04-11	HF0129	
KAF950 Mule 4010 Diesel	09-15	HF0129	
KAF1000 Mule PRO-DX/DXT Diesel	16-21	TBA	
KRF1000 Teryx KRX	20-21	HF0204	OF204

KYMCO ATV

MODEL	YEAR	HIFLO FILTRO PART #	EMGO PART #
375 MXU / Maxxer	08-12	HF0138	OF012
400 MXU (ATV)	08-12	HF0138	OF012
450 MXU i / Maxxer i	11-15	HF0138	OF012
500 MXU / XL	06-15	HF0147	OF047
500 UXV 4x4	08-15	HF0147	OF047
550 MXU i.e.	11-12	HF0147	OF047
700 MXU i.e.	2013	HF0147	OF047

POLARIS ATV

MODEL	YEAR	HIFLO FILTRO PART #	EMGO PART #
200 Phoenix	05-20	HF0197	OF018
200 Sawtooth	06-07	HF0197	OF018
300 Hawkeye	07-11	HF0303	OF004
300 Sportsman	08-10	HF0303	OF004
325 Ace	15-16	HF0116	OF015
325 Hawkeye	2015	HF0303	OF004
325 Magnum	00-02	HF0303	OF004
325 Ranger ETX	2015	HF0116	OF015
325 Sportsman ETX	14-15	HF0116	OF015
325 Trail Boss	00-02	HF0303	OF004
325 Xpedition	00-02	HF0303	OF004
330 ATP	04-05	HF0303	OF004
330 Hawkeye	2006	HF0303	OF004
330 Magnum	03-06	HF0303	OF004
330 Trail Blazer	08-11	HF0303	OF004
330 Trail Blazer	12-13	HF0199	OF607
330 Trail Boss	03-11	HF0303	OF004
330 Trail Boss	12-13	HF0199	OF607

Oil filters continue on the next page.

INDEX

WIDE OPEN PARTS

TIRES & WHEELS

BRAKES

AIR, OIL & FUEL

BATTERY & ELECTRICAL

ENGINE

BEARINGS

BUSHINGS

DRIVELINE

AXLES

BELTS

CONTROLS

TOOLS & CHEMICALS

EXHAUST

ACCESSORIES





POLARIS ATV

MODEL	YEAR	HIFLO FILTRO PART #	EMGO PART #
335 Sportsman	99-01	HF0303	OF004
335 Worker	1999	HF0303	OF004
400 Hawkeye HO	2011	HF0303	OF004
400 Hawkeye HO	12-14	HF0199	OF607
400 Sportsman 4x4	01-05	HF0303	OF004
400 Sportsman HO	08-11	HF0303	OF004
400 Sportsman HO	12-14	HF0199	OF607
400L Xplorer	96-01	HF0303	OF004
425 Magnum	95-98	HF0303	OF004
425 Magnum 6x6	96-97	HF0303	OF004
425 Xpedition	00-02	HF0303	OF004
450 Outlaw MXR/S 1st Filter/Tall	08-09	HF0155	OF055
450 Outlaw MXR/S 2nd Filter/Short	08-09	HF0157	OF057
450 Sportsman	06-07	HF0303	OF004
450 Sportsman HO	16-20	HF0199	OF607
500 Ace	17-19	HF0198	OF606
500 ATP HO	04-05	HF0303	OF004
500 Big Boss	98-99	HF0303	OF004
500 Magnum	00-02	HF0303	OF004
500 Outlaw	06-07	HF0112	OF020
500 Predator	03-07	HF0112	OF020
500 Scrambler 4x4	96-11	HF0303	OF004
500 Scrambler 4x4	2012	HF0199	OF607
500 Sportsman	96-00	HF0303	OF004
500 Sportsman HO	00-11	HF0303	OF004
500 Sportsman HO	12-14	HF0199	OF607
500 Sportsman EFI	06-11	HF0303	OF004
500 Sportsman EFI	12-14	HF0199	OF607
500 Worker	99-01	HF0303	OF004
500 Xplorer	1997	HF0303	OF004
525 Outlaw/IRS 1st Filter/Tall	07-11	HF0155	OF055
525 Outlaw/IRS 2nd Filter/Short	07-11	HF0157	OF057
550 Sportsman	09-14	HF0199	OF607
570 Ace	16-20	HF0198	OF606
570 Sportsman	14-20	HF0199	OF607
600 Sportsman (built before 10/2/03)	03-04	HF0196	OF003
600 Sportsman (built after 10/2/03)	04-06	HF0198	OF606
700 Sportsman (built before 10/2/03)	02-04	HF0196	OF003
700 Sportsman (built after 10/2/03)	04-08	HF0198	OF606
800 Sportsman	05-14	HF0198	OF606
850 Scrambler	13-20	HF0199	OF607
850 Sportsman	09-20	HF0199	OF607
900 Ace	16-18	HF0198	OF606
1000 Scrambler	14-20	HF0199	OF607
1000 Sportsman	16-20	HF0199	OF607
1000 Sportsman	16-18	HF0199	OF607

Oil filters continue on the next page.

PLACE YOUR ORDER WITH US ...

BY PHONE: 1-800-367-9603 » BY FAX: 901-377-3392 » ONLINE: WWW.JMATV.COM



POLARIS UTV			
MODEL	YEAR	HIFLO FILTRO PART #	EMGO PART #
325 Ranger ETX	16-17	HF0116	OF015
400 Ranger	10-13	HF0303	OF004
425 Ranger	01-03	HF0303	OF004
500 Ranger	02-13	HF0303	OF004
500 Ranger ETX	17-19	HF0198	OF606
500 Ranger	17-20	HF0198	OF606
570 Ranger	14-20	HF0198	OF606
570 RZR	12-20	HF0198	OF606
700 Ranger	05-09	HF0198	OF606
800 Ranger	10-13	HF0198	OF606
800 RZR	08-16	HF0198	OF606
900 Ranger	13-20	HF0198	OF606
900 RZR	11-12	HF0199	OF607
900 RZR	13-18	HF0198	OF606
925 RZR Turbo	16-18	HF0198	OF606
925 RZR Turbo	19-20	HF0199	OF607
1000 General	16-20	HF0198	OF606
1000 Ranger	17-20	HF0198	OF606
1000 RZR	14-20	HF0198	OF606
1000 RZR RS1	18-20	HF0198	OF606

SUZUKI ATV			
MODEL	YEAR	HIFLO FILTRO PART #	EMGO PART #
LTZ90	07-10	HF0131	OF006
ALT125	83-86	HF0131	OF006
ALT185	84-85	HF0131	OF006
LT-Z90 QuadSport	07-09	HF0131	OF006
LT 125	83-87	HF0131	OF006
LT-F160	91-02	HF0132	OF008
LT160 Quadrunner	03-04	HF0132	OF008
LT185	84-87	HF0131	OF006
LT230	85-93	HF0132	OF008
LT-F230	86-87	HF0132	OF008
LT250	85-86	HF0132	OF008
LT-F250 Quadrunner	88-02	HF0132	OF008
LT-F250 Ozark	03-16	HF0132	OF008
LT-Z250 QuadSport	04-09	HF0132	OF008
LT300	87-89	HF0132	OF008
LT 4WD	87-99	HF0132	OF008
LT-F 4WD 300 King Quad	91-99	HF0132	OF008
LT-F300F King Quad	00-02	HF0132	OF008
LT-F400 Eiger Manual	02-04	HF0138	OF012
LT-A400 Eiger Auto	02-07	HF0138	OF012
LT-A400 King Quad	09-20	HF0138	OF012
LT-Z400 QuadSport	03-16	HF0139	OF012
LT-A450 King Quad	07-10	HF0138	OF012
LT-R450 Quadracer	06-09	HF0139	OF014
LT-F500 F Quadrunner	98-02	HF0138	OF012
LT-A500 F Quadmaster Auto	98-02	HF0138	OF012
LT-A500 King Quad	09-20	HF0138	OF012
LT-F500 F Vinson Manual	02-06	HF0138	OF012
LT-A500 F Vinson Auto	03-07	HF0138	OF012
LT-A700 King Quad	05-08	HF0138	OF012
LT-V700 Twin Peaks	04-06	HF0204	OF204
LT-A750 King Quad	08-20	HF0138	OF012

- INDEX
- WIDE OPEN PARTS
- TIRES & WHEELS
- BRAKES
- AIR, OIL & FUEL
- BATTERY & ELECTRICAL
- ENGINE
- BEARINGS
- BUSHINGS
- DRIVELINE
- AXLES
- BELTS
- CONTROLS
- TOOLS & CHEMICALS
- EXHAUST
- ACCESSORIES

Oil filters continue on the next page.





YAMAHA ATV

MODEL	YEAR	HIFLO FILTRO PART #	EMGO PART #
YFM200	85-89	HF0143	OF010
YTM200 Tri Moto	83-85	HF0143	OF010
YTM225 Tri Moto	83-86	HF0143	OF010
YFM225 Moto 4	86-90	HF0143	OF010
YFB250 Timberwolf	92-00	HF0143	OF010
YFM250 Bear Tracker	99-04	HF0143	OF010
YFM250 Bruin	05-06	HF0143	OF010
YFM250 Big Bear	07-09	HF0143	OF010
YFM250 Raptor	08-13	HF0140	
YFM350 Warrior	87-04	HF0142	
YFM350 Big Bear	87-99	HF0142	
YFM350 Bruin	04-06	HF0303	OF004
YFM350 Wolverine	96-05	HF0142	
YFM350 Wolverine	06-09	HF0204	OF204
YFM350 Raptor	05-13	HF0142	
YFM350 Grizzly SRA	07-14	HF0204	OF204
YFM350 Grizzly IRS	07-11	HF0204	OF204
YFM400 Big Bear	00-12	HF0142	
YFM400 Kodiak	94-99	HF0142	
YFM400 Kodiak	00-06	HF0303	OF004
YFM400 Grizzly	2007	HF0204	OF204
YFM450 Kodiak	03-06	HF0303	OF004
YFM450 Kodiak	18-21	HF0204	OF204
YFM450 Grizzly	07-14	HF0204	OF204
YFM450 Wolverine	06-10	HF0204	OF204
YFZ450	04-06	HF0141	OF048
YFZ450 (All)	07-20	HF0140	
YFM550 Grizzly	09-14	HF0204	OF204
YFM600 Grizzly	98-01	HF0145	OF013
YFM660 Raptor	01-05	HF0147	OF047
YFM660 Grizzly	02-06	HF0303	OF004
YFM660 Grizzly	07-08	HF0204	OF204
YFM700 Grizzly	07-15	HF0204	OF204
YFM700 Grizzly	17-18	HF0147	OF047
YFM700 Grizzly	19-21	HF0204	OF204
YFM700 Kodiak	16-18	HF0147	OF047
YFM700 Kodiak	19-21	HF0204	OF204
YFM700 Raptor	06-20	HF0145	OF013

YAMAHA UTV

MODEL	YEAR	HIFLO FILTRO PART #	EMGO PART #
YXR450 Rhino	06-09	HF0303	OF004
YXR660 Rhino	04-07	HF0303	OF004
YXM700 Viking	15-21	HF0204	OF204
YXR700 Rhino	08-13	HF0204	OF204
YXE700 Wolverine	16-18	HF0204	OF204
YXE/F850 Wolverine	18-21	HF0204	OF204
YXE/F1000 Wolverine	20-21	HF0204	OF204
YXZ1000	16-21	HF0204	OF204

INDEX

WIDE OPEN PARTS

TIRES & WHEELS

BRAKES

AIR, OIL & FUEL

BATTERY & ELECTRICAL

ENGINE

BEARINGS

BUSHINGS

DRIVELINE

AXLES

BELTS

CONTROLS

TOOLS & CHEMICALS

EXHAUST

ACCESSORIES



Super TechniPlate®

Pure synthetic bases are blended with 20% BeNOL® Racing Castor Oil. Provides engines the Clean Burn™ quality of Klotz® synthetic lubricants along with the exceptional film strength of castor oil. Degummed castor oil reduces ring groove deposits and protects engines in high RPM and extreme heat applications. Blends with methanol alcohol and gasoline.

- Part #KL100, quart
- Part #KL101, gallon
- Part #KL102, R50 pint
- Part #KL104, R50 quart



MX4® TechniPlate® 10W/40

Designed for 4-stroke offroad, motocross and motorcycle engines. High load carrying capacity for the ultimate in engine and valve train protection. Releases friction for a dramatic increase in horsepower. Superior thermal transfer for reduced engine temperature. Smoother clutch and quieter transmission operation. Certified for wet clutches and integrated transmissions.

- Part #KL860, quart



0W/40 ATV/UTV Synthetic Engine Lubricant

Certified warranty compliant. Designed for off-road 4-stroke high-performance ATV, Utility and Side-by-Sides. 0W/40 recommended for Polaris® ATV/UTV 2011 and older models. 5W/50 recommended for Polaris® ATV/UTV 2012 and newer models.

- Part #KL040, quart



5W/50 ATV/UTV Synthetic Engine Lubricant

Certified warranty compliant. Designed for off-road 4-stroke high-performance ATV, Utility and Side-by-Sides. 5W/50 recommended for Polaris® ATV/UTV 2012 and newer models. 0W/40 recommended for Polaris® ATV/UTV 2011 and older models.

- Part #KL0550, quart



10W/40 ATV/UTV Synthetic Engine Lubricant with Integrated Transmission

Certified warranty compliant. Designed for wet clutch integrated transmission. Provides smoother, quieter clutch and transmission operation. Recommended for Arctic Cat®, Can-Am®, Honda®, Kawasaki®, Kymco®, Suzuki®, and Yamaha®.

- Part #KL1040, quart



Motorcycle TechniPlate® TC-2

Fully synthetic lubricant specifically designed to improve throttle response and overall performance of all motorcycle engines. Ash less, No-Smoke formula provides cleaner exhaust and reduced carbon deposits. Exceeds BIA/TC-W2 service ratings for warranty compliance. Not alcohol compatible.

- Part #KL300, quart

INDEX

WIDE OPEN PARTS

TIRES & WHEELS

BRAKES

AIR, OIL & FUEL

BATTERY & ELECTRICAL

ENGINE

BEARINGS

BUSHINGS

DRIVELINE

AXLES

BELTS

CONTROLS

TOOLS & CHEMICALS

EXHAUST

ACCESSORIES

Klotz lubricants continue on the next page.





- INDEX
- WIDE OPEN PARTS
- TIRES & WHEELS
- BRAKES
- AIR, OIL & FUEL
- BATTERY & ELECTRICAL
- ENGINE
- BEARINGS
- BUSHINGS
- DRIVELINE
- AXLES
- BELTS
- CONTROLS
- TOOLS & CHEMICALS
- EXHAUST
- ACCESSORIES



Motorcycle TechniPlate® TC-W3

Pure synthetic lubricant. Extremely high load carrying capacity for reduced engine wear. Clean Burn™ No-Smoke Technology eliminates carbon and residue build-up. Meets and exceeds JASO FD, ISO-EGD, TC-W3, TC-W2, TC-W and API TC low ash specification for certified arranty compliance. Not alcohol compatible.

Part #KL302, quart



Ski Craft TechniPlate® TC-W3

Pure synthetic lubricant. Extremely high load carrying capacity for reduced engine wear. Clean Burn™, No-Smoke Technology eliminates carbon and residue build-up. Exceeds JASO FD, ISO-EGD, TC-W3, TC-W2, TC-W and API TC low ash specific tions for certified arranty compliance. Not alcohol compatible.

Part #KL306, quart



BeNOL® Racing Castor Oil

The ultimate in 2-stroke lubrication protection and performance is the choice of serious racers. Degummed and extra fortified for maximum reliability. BeNOL® provides twice the level of fil strength and load carrying capacity over conventional castor oils. Blends with methanol alcohol and gasoline.

Part #BC172, quart
Part #BC175, pint



Flex Drive™ 30 Wet Clutch Transmission Lube

Klotz® Flex Drive™ 30 TechniPlate® Synthetic Gear Lubricant is a low viscosity, extreme pressure 75W/80 lubricant for use in Motorcycle and ATV transmissions with a wet clutch. Klotz® Flex Drive™ 30 is engineered for enhanced thermally stability and to withstand the constant shearing stress in racing applications.

Part #KL506, quart



80W/90 ATV/UTV Front/Rear End Differential Lubricant

Extra gear protection in extreme shock loading conditions. Developed for extreme loading stresses of off-road use. Recommended for Arctic Cat®, Can-Am®, Honda®, Kawasaki®, Kymco®, Suzuki® and Yamaha®.

Part #KL8090, quart



Drive Gear Lube SAE 80/90 Hypoid Gear Lube

100% synthetic Hypoid Gear Lubricant offers improved thermal stability and contains extreme pressure lubricity systems to withstand shearing stress. TechniPlate® technology reduces friction, shock loading and gear galling. Protects against wear and lowers gear temperatures.

Part #KE990, quart

J&M ATV/UTV SUPPLY, INC. ... OVER 30 YEARS IN THE POWERSPORTS INDUSTRY

BY PHONE: 1-800-367-9603 » BY FAX: 901-377-3392 » ONLINE: WWW.JMATV.COM





Pro Honda GN2™ 2-STROKE INJECTOR/PREMIX OIL

Pro Honda GN2™ Developed and tested by Honda R&D for use in all liquid and air cooled 2-stroke Honda motorcycles, scooters, and ATVs, including Pilot™ and Odyssey™. GN2™ helps prevent spark plug fouling, ring sticking and exhaust plugging. Its unique clean burning formula reduces exhaust smoke, carbon buildup and varnish deposits.

Part #GN2

Part #HP2



Pro Honda GN4™ 4-STROKE SAE 10W-40 SG/SF SAE 10W-30 SG/SF

Honda selected the highest-quality base stocks and created an additive packages specifically designed for the unique requirements of motorcycle engines. It offers better shear-resistance, viscosity stability and cleanliness to meet the requirements and stresses of a new era of engine technology.

Part #GN4, 10W-40

Part #GN3, 10W-30



Suzuki ATV Engine Oil 10W-40

Suzuki Performance 4-Cycle ATV Engine Oil is formulated to provide excellent lubrication and protection under high temperature conditions.

- Helps ensure reliable operation of centrifugal and automatic clutches.
- Meets or exceeds API SF/SG/SH/SJ ratings and JASO MA requirements.

Part #SZ4, quart



Kawasaki Performance 10W-40 ATV/UTV Oil

Kawasaki ATV/UTV Oil is formulated to provide maximum engine lubrication over the wide range of temperatures and operating conditions found in ATV's and utility vehicles.

- Outstanding engine and bearing wear protection.
- Specially blended from base oils and additives.
- Increased engine performance and durability.
- Recommended in gasoline or diesel applications requiring API SM, CJ-4, JASO MA and JASO MA2 engine oil.

Part #KW4



Polaris Oil

PS-4 Plus Full Synthetic engine oil is designed specifically for all 4-stroke Polaris ATV's & Ranger vehicles. Provides maximum protection and ultimate performance at extreme operating temperatures, hot or cold. Superior performance in all Polaris applications, including wet clutches and gear boxes.

Ask Your Sales Rep About Other Pure Polaris Brand Fluids Available.

Part #PS4

Part #PS42, 2 quart bottle



BRP XPS 4-STROKE SYNTHETIC OIL

Compatible with high heat, high RPM and severe loads. Best all-weather oil choice for any 4-stroke BRP vehicle. Designed specifically to work in Rotax 4-stroke engines, including snowmobile, ATV, UTV and Spyder.

Part #CA4

INDEX
WIDE OPEN PARTS
TIRES & WHEELS
BRAKES
AIR, OIL & FUEL
BATTERY & ELECTRICAL
ENGINE
BEARINGS
BUSHINGS
DRIVELINE
AXLES
BELTS
CONTROLS
TOOLS & CHEMICALS
EXHAUST
ACCESSORIES

PLACE YOUR ORDER WITH US ...

BY PHONE: 1-800-367-9603 » BY FAX: 901-377-3392 » ONLINE: WWW.JMATV.COM

Fuel Fragrances











- » Blends clear
- » Eliminates eye, nose, and throat irritation
- » Eliminates harsh odors
- » Safe for all internal combustion engines
- » Safe for O2 sensors
- » Does not inhibit or enhance performance
- » **FOR OFF-ROAD USE ONLY**








For best results use in vehicles *without* catalytic converters

ONE 4-OUNCE BOTTLE TREATS:

- » 55 gallons of alcohol/methanol
- » 20 gallons of gasoline or nitro methane
- » 10 gallons of diesel



SCENT	PART #
 Atomic Apple	FF6950
 Banana Blast	FF6942
 Burn Out Blueberry	FF6952
 Cherry Bomb	FF6919
 Flyin' Hawaiian Fruit Punch	FF6946
 Groovy Grape	FF6932
 Peel Out Pina Colada	FF6947
 Radical Racin' Raspberry	FF6941
 Rippin' Rootbeer	FF6945
 Rocket Cotton Candy	FF6949


SCENT	PART #
 Super Charged Strawberry	FF6936
 Super Sonic Cinnamon	FF6939
 Turbo Tangerine	FF6953
 Wicked Watermelon	FF6948
 Pop-A-Wheelie Popcorn	FF6980
 Full Blown Bubblegum	FF6944
 Reefer Madness	FF6971



- INDEX
- WIDE OPEN PARTS
- TIRES & WHEELS
- BRAKES
- AIR, OIL & FUEL
- BATTERY & ELECTRICAL
- ENGINE
- BEARINGS
- BUSHINGS
- DRIVELINE
- AXLES
- BELTS
- CONTROLS
- TOOLS & CHEMICALS
- EXHAUST
- ACCESSORIES



Complete Carburetors



CK1259



CK9022C



CK9032W



CK9033W



CK9034W



CK9036W



CK9037W



CK9040W



CK9042W



CK9832W



CK9932W



CK9922W

Wide Open complete carburetors continue on the next page.

INDEX

WIDE OPEN PARTS

TIRES & WHEELS

BRAKES

AIR, OIL & FUEL

BATTERY & ELECTRICAL

ENGINE

BEARINGS

BUSHINGS

DRIVELINE

AXLES

BELTS

CONTROLS

TOOLS & CHEMICALS

EXHAUST

ACCESSORIES





ARCTIC CAT

MODEL	YEAR	PART #
DVX400	04-08	CK9832W

HONDA

MODEL	YEAR	PART #
ATC110	79-85	CK9022C
ATC125M	84-85	CK9922W
TRX125	85-86	CK9922W
ATC250ES Big Red	85-87	CK9032W*
ATC250SX	85-87	CK9032W*
TRX250 Fourtrax	85-87	CK9032W*
TRX250 Recon	97-19	CK1259
TRX300/FW Fourtrax	88-00	CK9032W
TRX350 Rancher	00-06	CK9032W
TRX350 Rancher w/ Heater	00-06	CK9932W

*** REQUIRES USE OF CB2282A THROTTLE CABLE**

KAWASAKI

MODEL	YEAR	PART #
KFX400	04-08	CK9832W

POLARIS

MODEL	YEAR	PART #
500 ATP	97-12	CK9040W
500 Outlaw	2006	CK9042W
500 Ranger	99-09	CK9034W
500 Scrambler	97-12	CK9040W
500 Sportsman (non HO models)	01-13	CK9040W
500 Magnum	99-02	CK9034W
500 Xplorer	1997	CK9040W

SUZUKI

MODEL	YEAR	PART #
LTX400	03-08	CK9832W

YAMAHA

MODEL	YEAR	PART #
YFM250 Beartracker	99-04	CK9034W
YFM350 Big Bear	87-96	CK9037W
YFM350 Big Bear 2x4	97-98	CK9036W
YFM350 Big Bear 4x4	97-98	CK9036W
YFM350 Bruin	04-06	CK9033W
YFM350 Grizzly	07-14	CK9033W
YFM350 Moto 4	87-93	CK9037W
YFM350 Moto 4	94-95	CK9038W
YFM350 Warrior	87-04	CK9036W
YFM350 Wolverine	06-09	CK9033W
YFM660 Grizzly	02-07	CK9042W


Wide Open complete carburetors continue on the next page.

HAVE QUESTIONS?
WE ARE HERE TO HELP!
 Call Today & Speak To One Of
 Our Knowledgeable Sales Reps
 TOLL FREE **800-367-9603**

J&M ATV/UTV SUPPLY, INC. ... OVER 30 YEARS IN THE POWERSPORTS INDUSTRY

BY PHONE: 1-800-367-9603 » BY FAX: 901-377-3392 » ONLINE: WWW.JMATV.COM

Carburetor Rebuild Kits by Wide Open



ARCTIC CAT

MODEL	YEAR	J&M PART #
90 DVX	06-18	CK3781W
90 Utility 2x4	06-13	CK3781W
250 2x4/4x4	02-05	CK3783W
300 2x4	01-04	CK3784W
300 4x4	01-05	CK3784W
350 CR	2012	CK3786W
350 Utility 4x4	2011	CK3786W
400 Alterra	16-17	CK3786W
400 4x4 w/MT	2002	CK3789W
400 2x4	99-01	CK3790W
400 4x4	98-00	CK3790W
400 4x4 w/MT	2001	CK3790W
400 FIS 2x4 w/AT	2004	CK3793W
400 FIS 4x4 w/AT	06-07	CK3794W
400 FIS 4x4 w/AT	2008	CK3795W
400 FIS 2x4 w/MT	2003	CK3796W
400 FIS 4x4 w/MT	2002	CK3789W
400 FIS 4x4 w/MT	2008	CK3795W
400 4x4 w/AT	03-04	CK3796W
400 TBX 4x4	04-05	CK3793W
400 TBX 4x4	2006	CK3794W
500 4x4 w/AT	00-02	CK3802W
500 FIS TBX 4x4	2002	CK3802W
500 FIS 4x4 w/AT	2003	CK3804W
500 FIS TRV 4x4	2003	CK3804W
500 FIS 4x4 w/AT	2004	CK3806W
500 FIS TBX 4x4	2004	CK3806W
500 FIS 4x4 w/AT	05-07	CK3808W
500 FIS 4x4 w/MT	05-07	CK3808W
650 4x4 w/AT V2	04-06	CK3810W
650 H1	2007	CK3811W
650 H1	08-09	CK3812W
650 H1	10-11	CK3812W

CAN AM

MODEL	YEAR	J&M PART #
400 Outlander	03-07	CK3912W
400 Outlander	03-04	CK3913W
400 Outlander Max	05-08	CK3913W

HONDA

MODEL	YEAR	J&M PART #
ATC70	78-85	CK2281W
TRX70	86-87	CK2581W
ATC90	72-78	CK2181W
TRX90	93-98	CK2582W
TRX90	99-05	CK2583W
TRX90	06-18	CK2584W
ATC110	79-83	CK2284W
ATC110	84-85	CK2186W
ATC125M	84-85	CK2282W
TRX125	85-86	CK2383W
TRX125	87-88	CK2384W
ATC185/S	80-82	CK2441W
ATC185S	1983	CK2442W
ATC200	81-82	CK2441W
ATC200	1983	CK2442W
ATC200E/ES	82-83	CK2182W
ATC200E/ES	1984	CK2442W
ATC200S	84-86	CK2185W
ATC200X	83-85	CK2183W
ATC200X	86-87	CK2184W
TRX200	1984	CK2882W
TRX200	90-91	CK2885W
TRX200D	92-93	CK2881W
TRX200D	94-96	CK2884W
TRX200SX	1986	CK2886W
TRX200SX	87-88	CK2883W
ATC250ES	1985	CK2482W
ATC250SX	1985	CK2482W
ATC250ES	86-87	CK2483W
ATC250SX	86-87	CK2483W
ATC250R	81-82	CK2484W
ATC250R	83-84	CK2481W
ATC250R	1985	CK2485W
TRX250	1985	CK2381W
TRX250	86-87	CK2382W
TRX250R	86-87	CK2385W
TRX250R	1988	CK2386W
TRX250 Recon	97-04	CK2388W
TRX250 Recon	05-15	CK2313W

INDEX

WIDE OPEN PARTS

TIRES & WHEELS

BRAKES

AIR, OIL & FUEL

BATTERY & ELECTRICAL

ENGINE

BEARINGS

BUSHINGS

DRIVELINE

AXLES

BELTS

CONTROLS

TOOLS & CHEMICALS

EXHAUST

ACCESSORIES

Wide Open carb rebuild kits continue on the next page.

CARBURETOR REBUILD KITS



HONDA

MODEL	YEAR	J&M PART #
TRX250X	87-92	CK2387W
TRX250EX	01-05	CK2388W
TRX250EX	06-09	CK2389W
TRX300/FW Foutrax	88-90	CK2081W
TRX300/FW Foutrax	91-92	CK2082W
TRX300/FW Foutrax	93-00	CK2083W
TRX300EX	93-98	CK2084W
ATC350X	85-86	CK2681W
TRX350/D	86-88	CK2782W
TRX350 Rancher	00-03	CK2781W
TRX350 Rancher	04-06	CK2715W
TRX400 Foreman	95-03	CK2144W
TRX400FA Rancher	04-07	CK2133W
TRX400EX	99-08	CK2155W
TRX400X	09-15	CK2187W
TRX450 Foreman	98-04	CK2188W
TRX450R	04-05	CK2189W
TRX450R/ER	06-08	CK2190W
TRX500 Foreman	05-11	CK2289W
TRX500 Rubicon	01-04	CK2288W
TRX500 Rubicon	05-14	CK2193W
TRX650 Rincon	03-05	CK2443W

KAWASAKI

MODEL	YEAR	J&M PART #
KSF50	03-06	CK6682W
KSF80	03-06	CK6781W
KFX80	03-06	CK6684W
KLF220 Bayou	88-02	CK6981W
KSF250 Mojave	87-97	CK6481W
KLF250 Bayou	03-06	CK6181W
KLF250 Bayou	07-11	CK6182W
KLF300 Bayou 2x4	89-04	CK6381W
KLF300 Bayou 4x4	89-04	CK6382W
KVF300 Prairie	99-02	CK6581W
KVF360 Prairie	03-13	CK6583W
KLF400 Bayou	93-95	CK6081W
KLF400 Bayou	96-99	CK6082W
KVF400 Prairie	99-02	CK6582W
KVF650 Prairie	02-03	CK6681W
KVF650 Brute Force	05-13	CK6697W
KVF750 Brute Force	05-07	CK6622W
MULE 3000/3010/3020	All	CK6881W

KTM DIRTBIKE

MODEL	YEAR	J&M PART #
450 SX	03-05	CK6671W
525 SX	03-05	CK6671W

POLARIS

MODEL	YEAR	J&M PART #
50 Outlaw	08-15	CK5169W
50 Predator	05-06	CK5172W
90 Outlaw	07-16	CK5173W
90 Predator	04-06	CK5174W
90 Sportsman	04-06	CK5174W
170 RZR	09-14	CK5176W
200 Phoenix	05-14	CK5177W
200 Sawtooth	06-07	CK5177W
250 Trail Blazer	90-95	CK5188W
250 Trail Blazer	96-00	CK5143W
250 Trail BOSS	89-99	CK5188W
300 Hawkeye 2x4	06-11	CK5189W
300 Sportsman 4x4	08-10	CK5189W
300 Xplorer, Xpress	96-99	CK5288W
325 Magnum 2X4	00-02	CK5191W
325 Magnum 4X4	00-02	CK5191W
325 Trail Boss	00-01	CK5191W
350L Trail Boss	92-93	CK5122W
300 Xplorer	2000	CK5143W
330 Trail Boss	03-05	CK5144W
330 Magnum	03-05	CK5144W
330 Magnum 4X4	03-05	CK5192W
335 Sportsman 4x4	99-00	CK5193W
400 Ranger	10-14	CK5194W
400 Sport	94-95	CK5422W
400 Sportsman 4x4	01-02	CK5195W
400 Sportsman 4x4	03-05	CK5196W
400 Sportsman / HO	06-09	CK5197W
400 Scrambler 4x4	1996	CK5198W
400 Scrambler 4X4	97-00	CK5891W
400 Trail Blazer	2003	CK5199W
400 Sportsman 4x4	1997	CK5199W
400 Scrambler 2x4	00-02	CK5199W
400 Xplorer 4x4	97-02	CK5289W
500 Ranger 2x4	05-09	CK5170W
500 Ranger 4x4	1999	CK5171W
500 Ranger 4x4	04-06	CK5170W
500 Ranger 6x6	02-05	CK5170W
500 Predator	03-07	CK5168W
500 Scrambler	98-02	CK5881W
500 Scrambler 4X4	03-05	CK5882W
500 Sportsman 4x4	96-98	CK5171W
500 Sportsman	99-00	CK5488W
525 Outlaw	07-11	CK5167W
600 Sportsman	03-04	CK5175W
700 Sportsman	02-06	CK5166W

PLACE YOUR ORDER WITH US ...

BY PHONE: 1-800-367-9603 » BY FAX: 901-377-3392 » ONLINE: WWW.JMATV.COM



SUZUKI		
MODEL	YEAR	J&M PART #
LT80	87-98	CK5381W
ALT125	83-86	CK5782W
LT125	83-87	CK5782W
LTF160	91-98	CK5382W
LT185 Quad Runner	84-87	CK5783W
LTF230 Quad Runner	86-87	CK5784W
LT230E Quad Runner	89-93	CK5785W
LT230S QuadSport	85-88	CK5202W
LTF250	88-89	CK5181W
LTF250	90-96	CK5182W
LTF250/F	97-99	CK5183W
LTF250F	00-02	CK5184W
LT250R	88-92	CK5786W
LT250R	85-86	CK5281W
LTF250 Ozark	02-14	CK5787W
LTZ250	04-09	CK5788W
LT-F4WDX 300 King Quad	91-98	CK5483W
LT-F300F King Quad	00-02	CK5789W
LTA400 King Quad	08-10	CK5285W
LTF400 King Quad	08-10	CK5582W
LTF400F Eiger	02-07	CK5581W
LTA400 Eiger Auto	02-07	CK5790W
LTZ400 QuadSport	03-08	CK5781W
LTF500F Quadrunner	98-02	CK5481W
LTF500 Vinson	03-07	CK5482W
LTA500 Vinson Auto	06-07	CK5791W

YAMAHA		
MODEL	YEAR	J&M PART #
YFM50	04-05	CK7121W
YFM50R Raptor	06-08	CK7121W
YFM80	92-04	CK1681W
YFM80 Grizzly	05-08	CK7122W
YFM80 Raptor	02-08	CK7122W
YFM90 Raptor	09-13	CK7123W
YFA125 Breeze	89-04	CK1381W
YFM125 Grizzly	07-13	CK1982W
YFM200 Moto 4	86-89	CK1881W
YFS200 Blaster	88-95	CK1981W
YFM250 Moto 4	89-91	CK1883W
YFB250 Timberwolf	92-98	CK1281W
YFM250 Bear Tracker	99-04	CK1882W
YFM250 Bruin	05-06	CK7124W
YFM250 Big Bear	07-09	CK7125W
YFM250R Raptor	08-09	CK7126W
YFM350 Moto 4	1987	CK7127W
YFM350 Moto 4	88-93	CK1682W
YFM350 Big Bear	89-92	CK1682W
YFM350 Big Bear	98-99	CK1585W
YFM350FW Big Bear 4x4	87-96	CK7127W
YFM350FW Big Bear 4x4	98-99	CK7128W
YFM350 Bruin	04-06	CK7129W
YFM350 Grizzly 2WD	07-11	CK7130W
YFM350 Grizzly IRS	07-11	CK7131W
YFM350R Raptor	04-13	CK7132W
YFM350X Warrior	88-04	CK1584W
YFM35FX Wolverine	99-05	CK7134W
YFM350X Wolverine	06-09	CK1586W
YFM400 Kodiak	93-95	CK1682W
YFM400 Kodiak	96-98	CK7581W
YFM400 Kodiak	00-06	CK7583W
YFM400 Big Bear	00-04	CK7582W
YFM400 Grizzly	07-08	CK1587W
YFM450 Kodiak	03-06	CK1781W
YFM450 Grizzly	07-14	CK1587W
YFM450 Grizzly	11-14	CK7135W
YFM45FX Wolverine	06-10	CK7135W
YFZ450	04-06	CK7136W
YXR450 Rhino	06-09	CK7137W
YFM600 Grizzly	98-01	CK1481W
YFM660 Grizzly	02-05	CK1482W
YFM660 Grizzly	06-08	CK1683W
YFM660 Raptor	01-05	CK1611W
YXR660 Rhino	04-07	CK1980W



INDEX

WIDE OPEN PARTS

TIRES & WHEELS

BRAKES

AIR, OIL & FUEL

BATTERY & ELECTRICAL

ENGINE

BEARINGS

BUSHINGS

DRIVELINE

AXLES

BELTS

CONTROLS

TOOLS & CHEMICALS

EXHAUST

ACCESSORIES



Carburetor Rebuild Kits by All Balls



- INDEX
- WIDE OPEN PARTS
- TIRES & WHEELS
- BRAKES
- AIR, OIL & FUEL**
- BATTERY & ELECTRICAL
- ENGINE
- BEARINGS
- BUSHINGS
- DRIVELINE
- AXLES
- BELTS
- CONTROLS
- TOOLS & CHEMICALS
- EXHAUST
- ACCESSORIES

ARCTIC CAT ATV							
MODEL	YEARS	CARBURETOR REBUILD KIT	EZ START CARBURETOR REBUILD KITS	FLOAT BOWL GASKET ONLY	AIR CUT OFF VALVE REBUILD KIT	ACCELERATOR PUMP REBUILD KIT	CHOKE PLUNGER KIT
50 2x4	2008	CK6446A		CKG5022A			
50 DVX	06-08	CK6445A		CKG5022A			
50 Y-6	04-05	CK6444A		CKG5001A			
50 Y-6	2006	CK6445A		CKG5022A			
90 2-Stroke	02-04	CK6437A		CKG5001A			
90 4-Stroke	04-05	CK6436A		CKG5097A			
90 DVX	06-18	CK1251A		CKG5022A			
90 Utility 2x4	06-13	CK1251A		CKG5022A			
90 Utility 2x4	14-16			CKG5022A			
90 Alterra	17-18			CKG5022A			
150 Utility	09-18	CK10152A		CKG5010A			
250 2x4	99-01	CK6572A		CKG5002A			
250 2x4	02-05	CK1252A		CKG5003A			
250 2x4	06-07	CK1253A		CKG5010A			
250 2x4	08-09	CK6081A		CKG5003A			
250 4x4	2001	CK6572A		CKG5002A			
250 4x4	02-05	CK1252A		CKG5003A			
250 DVX	06-07	CK1253A		CKG5010A			
250 DVX	2008	CK6081A		CKG5003A			
300 2x4	98-00	CK6080A		CKG5002A			
300 2x4	01-04	CK1254A		CKG5003A			
300 2x4	10-16	CK6077A		CKG5003A			
300 4x4	98-00	CK6080A		CKG5002A			
300 4x4	01-05	CK1254A		CKG5003A			
300 DVX	09-15	CK6077A		CKG5003A			
300 Alterra	17-18			CKG5003A			
350 CR	2012	CK6069A		CKG5004A			
350 Utility 4x4	2011	CK6069A		CKG5004A			
366 FIS w/AT	2008	CK6075A		CKG5004A			
366 FIS w/AT	09-10	CK6073A		CKG5004A			
366 SE FIS w/AT	2011	CK6073A		CKG5004A			
375 2x4 w/AT	2002	CK6072A		CKG5003A			
375 4x4 w/AT	2002	CK6072A		CKG5003A			
400 2x4	1998	CK6438A		CKG5002A			
400 2x4	99-01	CK6078A		CKG5002A			
400 4x4	98-00	CK6078A		CKG5002A			
400 4x4	14-15	CK6069A		CKG5004A			
400 4x4 w/AT	03-04	CK6067A		CKG5003A			
400 4x4 w/MT	2001	CK6078A		CKG5002A			
400 4x4 w/MT	2002	CK6068A		CKG5004A			
400 4x4 w/MT	03-04	CK6067A		CKG5003A			
400 DVX	04-08	CK6071A		CKG5006A			
400 FIS 2x4 w/AT	2003	CK6067A		CKG5003A			

All Balls carb rebuild kits continue on the next page.



ARCTIC CAT ATV

MODEL	YEARS	CARBURETOR REBUILD KIT	EZ START CARBURETOR REBUILD KITS	FLOAT BOWL GASKET ONLY	AIR CUT OFF VALVE REBUILD KIT	ACCELERATOR PUMP REBUILD KIT	CHOKE PLUNGER KIT
400 FIS 2x4 w/AT	2004	CK6064A		CKG5004A			
400 FIS 2x4 w/MT	2003	CK6067A		CKG5003A			
400 FIS 2x4 w/MT	2004	CK6064A		CKG5004A			
400 FIS 4x4 TRV	06-14	CK6070A		CKG5004A			
400 FIS 4x4 w/AT	2003	CK6067A		CKG5003A			
400 FIS 4x4 w/AT	04-05	CK6064A		CKG5004A			
400 FIS 4x4 w/AT	06-07	CK6065A		CKG5004A			
400 FIS 4x4 w/AT	2008	CK6066A		CKG5004A			
400 FIS 4x4 w/AT	13-14	CK6069A		CKG5004A			
400 FIS 4x4 w/AT LTD	2007	CK6065A		CKG5004A			
400 FIS 4x4 w/MT	2002	CK6068A		CKG5004A			
400 FIS 4x4 w/MT	2003	CK6067A		CKG5003A			
400 FIS 4x4 w/MT	04-05	CK6064A		CKG5004A			
400 FIS 4x4 w/MT	06-07	CK6065A		CKG5004A			
400 FIS 4x4 w/MT	2008	CK6066A		CKG5004A			
400 TBX 4x4	04-05	CK6064A		CKG5004A			
400 TBX 4x4	2006	CK6065A		CKG5004A			
400 VP 4x4 w/AT	05-06	CK6064A		CKG5004A			
400 VP 4x4 w/MT	05-06	CK6064A		CKG5004A			
400 Alterra	16-17	CK6069A		CKG5004A			
454 2x4	97-98	CK6430A		CKG5002A			
454 4x4	96-98	CK6430A		CKG5002A			
500 4x4	98-99	CK6430A		CKG5002A			
500 4x4 w/AT	2000	CK6061A					
500 4x4 w/AT	01-02	CK6061A		CKG5004A			
500 4x4 w/MT	2000	CK6018A		CKG5002A			
500 4x4 w/MT	2001	CK6061A		CKG5004A			
500 FIS 4x4 w/AT	2002	CK6061A		CKG5004A			
500 FIS 4x4 w/AT	2003	CK6059A		CKG5004A			
500 FIS 4x4 w/AT	2004	CK6058A		CKG5004A			
500 FIS 4x4 w/AT	05-07	CK1257A		CKG5004A			
500 FIS 4x4 w/AT	08-09	CK6057A		CKG5004A			
500 FIS 4x4 w/MT	2002	CK6061A		CKG5004A			
500 FIS 4x4 w/MT	2003	CK6059A		CKG5004A			
500 FIS 4x4 w/MT	2004	CK6058A		CKG5004A			
500 FIS 4x4 w/MT	05-07	CK1257A		CKG5004A			
500 FIS 4x4 w/MT	08-09	CK6057A		CKG5004A			
500 FIS TBX 4x4	2002	CK6061A		CKG5004A			
500 FIS TBX 4x4	2003	CK6059A		CKG5004A			
500 FIS TBX 4x4	2004	CK6058A		CKG5004A			
500 FIS TBX 4x4	05-06	CK1257A		CKG5004A			
500 FIS TRV 4x4	2003	CK6059A		CKG5004A			
500 FIS TRV 4x4	04-05	CK6056A		CKG5004A			
500 FIS TRV 4x4	2006	CK1257A		CKG5004A			
500 FIS TRV 4x4	07-08	CK6057A		CKG5004A			
650 4x4 H1	2007	CK6053A		CKG5004A			
650 4x4 H1	08-09	CK6052A		CKG5004A			
650 4x4 H1	10-11	CK6051A		CKG5004A			
650 4x4 w/AT V2	04-06	CK6054A		CKG5005A			
650 H1 LTD	05-06	CK1258A		CKG5004A			
650 H1 LTD	2007	CK6053A		CKG5004A			
650 H1 MUDPRO	10-11	CK6052A		CKG5004A			
650 H1 TBX	07-09	CK6053A		CKG5004A			
650 TRV	2007	CK6053A		CKG5004A			
650 TRV	2008	CK6052A		CKG5004A			
650 TRV	2009	CK10125A		CKG5004A			
650i 4x4	2012	CK6051A		CKG5004A			

INDEX

WIDE OPEN PARTS

TIRES & WHEELS

BRAKES

AIR, OIL & FUEL

BATTERY & ELECTRICAL

ENGINE

BEARINGS

BUSHINGS

DRIVELINE

AXLES

BELTS

CONTROLS

TOOLS & CHEMICALS

EXHAUST

ACCESSORIES

All Balls carb rebuild kits continue on the next page.



CARBURETOR REBUILD KITS



ARCTIC CAT ATV

MODEL	YEARS	CARBURETOR REBUILD KIT	EZ START CARBURETOR REBUILD KITS	FLOAT BOWL GASKET ONLY	AIR CUT OFF VALVE REBUILD KIT	ACCELERATOR PUMP REBUILD KIT	CHOKE PLUNGER KIT
650 Prowler	2007	CK6053A					
650 Prowler	2008	CK10135A					
650 Prowler XT	06-07	CK6053A					
650 Prowler XT	08-09	CK10135A					

CAN-AM

MODEL	YEARS	CARBURETOR REBUILD KIT	EZ START CARBURETOR REBUILD KITS	FLOAT BOWL GASKET ONLY	AIR CUT OFF VALVE REBUILD KIT	ACCELERATOR PUMP REBUILD KIT	CHOKE PLUNGER KIT
DS50	02-06			CKG5001A			
50 Quest	2003			CKG5001A			
DS90 2 Stroke	02-06	CK6437A		CKG5001A			
DS90 4 Stroke	08-19	CK10154A					
DS90X 4 Stroke	12-19	CK10154A					
175 Rally	03-07	CK6047A		CKG5032A			
DS250	2006	CK10145A		CKG5010A			
DS250	07-19	CK10145A					
330 Outlander	04-05	CK6049A		CKG5006A			
400 Outlander	03-08	CK1472A		CKG5006A			
500 Quest	02-04			CKG5006A			
500 Traxter Auto	2005			CKG5006A			
DS650	2000	CK1452A		CKG5006A			

HONDA ATV

MODEL	YEARS	CARBURETOR REBUILD KIT	EZ START CARBURETOR REBUILD KITS	FLOAT BOWL GASKET ONLY	AIR CUT OFF VALVE REBUILD KIT	ACCELERATOR PUMP REBUILD KIT	CHOKE PLUNGER KIT
ATC70	78-85	CK10091A					
TRX70	86-87	CK1332A		CKG5008A			
TRX90	93-98	CK1385A	CKZ8024A	CKG5008A			
TRX90	99-02	CK1302A	CKZ8025A	CKG5008A			
TRX90	06-12	CK1356A	CKZ8026A	CKG5008A			
TRX90	13-20	CK6206A	CKZ8027A	CKG5008A			
ATC125M	84-85	CK1319A		CKG5008A			
ATC125M	86-87	CK1340A		CKG5009A			
TRX125	85-86	CK10045A		CKG5008A			
TRX125	87-88			CKG5009A			
ATC185	80-81	CK10046A		CKG5010A			
ATC185	1982	CK10092A		CKG5010A			
ATC185	1983	CK10093A		CKG5010A			
ATC200	81-82	CK10094A		CKG5010A			
ATC200	1983	CK1300A		CKG5010A			
ATC200E	82-83	CK1300A		CKG5010A			
ATC200ES	1984	CK1300A		CKG5010A			
ATC200M	84-85	CK1300A		CKG5010A			
ATC200S	84-86	CK1331A		CKG5010A			
ATC200X	83-85	CK1396A		CKG5010A			
ATC200X	86-87	CK1321A		CKG5010A			
TRX200	1984			CKG5010A			
TRX200	90-91	CK1327A		CKG5010A			
TRX200	96-97	CK1325A		CKG5010A			
TRX200D	90-91	CK1327A		CKG5010A			
TRX200D	92-93			CKG5010A			

All Balls carb rebuild kits continue on the next page.



HONDA ATV							
MODEL	YEARS	CARBURETOR REBUILD KIT	EZ START CARBURETOR REBUILD KITS	FLOAT BOWL GASKET ONLY	AIR CUT OFF VALVE REBUILD KIT	ACCELERATOR PUMP REBUILD KIT	CHOKE PLUNGER KIT
TRX200D	94-97	CK1325A		CKG5010A			
TRX200SX	86-88	CK6576A		CKG5010A			
ATC250ES	1985	CK6293A		CKG5011A			SV1015A
ATC250ES	86-87	CK1399A		CKG5011A			SV1014A
ATC250R	83-85			CKG5013A			
ATC250R	1986	CK6429A		CKG5013A			
ATC250SX	1985	CK6310A		CKG5011A			SV1015A
ATC250SX	86-87	CK1399A		CKG5011A			SV1014A
TRX250R	1986	CK1337A		CKG5013A			
TRX250R	1987	CK6574A		CKG5013A			
TRX250R	88-89	CK6575A		CKG5013A			
TRX250X	87-88	CK1333A		CKG5014A		AK3009A	
TRX250X	91-92	CK6573A		CKG5014A		AK3009A	
TRX250EX Sportrax	01-05	CK6327A	CKZ8028A	CKG5010A			
TRX250EX Sportrax	06-14	CK1373A	CKZ8029A	CKG5010A			
TRX250X Sportrax	16-19	CK6043A	CKZ8033A	CKG5010A			
TRX250 Fourtrax	1985	CK1329A		CKG5011A			SV1015A
TRX250 Fourtrax	86-87	CK1322A		CKG5011A			SV1014A
TRX250 Recon	97-98	CK6318A		CKG5010A			
TRX250 Recon	99-04	CK6327A	CKZ8028A	CKG5010A			
TRX250 Recon	05-15	CK6321A		CKG5010A			
TRX250 Recon	16-20	CK6019A	CKZ8032A	CKG5010A			
TRX300 Fourtrax	88-90	CK1334A		CKG5014A			SV1015A
TRX300 Fourtrax	91-93	CK1335A		CKG5014A			SV1015A
TRX300 Fourtrax	94-00	CK1335A		CKG5014A			SV1016A
TRX300EX	93-08	CK6329A	CKZ8030A	CKG5014A		AK3009A	
TRX300X	2009	CK6329A	CKZ8030A	CKG5014A			
ATC350X	85-86	CK1398A		CKG5011A			
TRX350	86-87	CK6215A		CKG5011A			SV1017A
TRX350D	87-89	CK6215A		CKG5011A			SV1017A
TRX350 Rancher	00-03	CK1344A		CKG5014A			SV1016A
TRX350 Rancher	04-06	CK1345A		CKG5014A			SV1016A
TRX400 Rancher	04-07	CK6337A		CKG5014A			SV1018A
TRX400 Foreman	95-03	CK1301A		CKG5014A			SV1016A
TRX400EX	99-08	CK6333A		CKG5014A		AK3009A	
TRX400X	09-14	CK6333A		CKG5014A		AK3009A	
TRX450R	04-05	CK6364A		CKG5014A		AK3010A	
TRX450R/ER	2006	CK6369A		CKG5021A		AK3002A	
TRX450R/ER	2007	CK6372A		CKG5021A		AK3002A	
TRX450R	08-09	CK6374A		CKG5021A		AK3002A	
TRX450ER	08-14	CK6359A		CKG5021A		AK3002A	
TRX450 Foreman	98-01	CK1384A		CKG5014A			SV1016A
TRX500 Rubicon	01-04	CK6213A		CKG5014A			SV1018A
TRX500 Rubicon	05-14	CK1381A		CKG5014A			SV1018A
TRX500 Foreman	05-11	CK1381A		CKG5014A			SV1018A
TRX650 Rincon	03-05	CK1392A		CKG5014A			

INDEX

WIDE OPEN PARTS

TIRES & WHEELS

BRAKES

AIR, OIL & FUEL

BATTERY & ELECTRICAL

ENGINE

BEARINGS

BUSHINGS

DRIVELINE

AXLES

BELTS

CONTROLS

TOOLS & CHEMICALS

EXHAUST

ACCESSORIES

All Balls carb rebuild kits continue on the next page.



CARBURETOR REBUILD KITS



HONDA DIRTBIKE

	MODEL	YEARS	CARBURETOR REBUILD KIT	EZ START CARBURETOR REBUILD KITS	FLOAT BOWL GASKET ONLY	AIR CUT OFF VALVE REBUILD KIT	ACCELERATOR PUMP REBUILD KIT	CHOKE PLUNGER KIT
INDEX	CRF50F	04-18	CK1800A		CKG5015A			
WIDE OPEN PARTS	XR50R	00-03	CK1800A		CKG5015A			
	Z-50	68-71	CK6128A		CKG5073A			
TIRES & WHEELS	Z-50	72-75	CK7027A					
	Z-50	76-78	CK7029A		CKG5015A			
BRAKES	Z-50R	82-99	CK1800A		CKG5015A			
	CRF70F	04-05	CK1802A	CKZ8084A	CKG5008A			
AIR, OIL & FUEL	CRF70F	06-12	CK1803A	CKZ8085A	CKG5008A			
	CT70 Trail	78-82	CK10057A					
BATTERY & ELECTRICAL	CT70 Trail	91-94	CK10026A		CKG5008A			
	XR70R	97-03	CK1802A	CKZ8084A	CKG5008A			
ENGINE	CR80	1982	CK10074A					
	CR80	1983	CK10075A					
BEARINGS	CR80	1984	CK10089A					
	CR80R	86-95	CK6257A		CKG5016A			
BUSHINGS	CR80R/RB	96-02	CK6247A		CKG5016A			
	CRF80F	04-13	CK1805A	CKZ8086A	CKG5017A			
DRIVELINE	XR80R	87-03	CK1805A	CKZ8086A	CKG5017A			
	CR85R	03-04	CK6316A		CKG5016A			
AXLES	CR85R	05-07	CK1807A		CKG5016A			
	CR85RB	03-04	CK6316A		CKG5016A			
BELTS	CR85RB	05-07	CK1807A		CKG5016A			
	CRF100F	04-13	CK6190A	CKZ8012A	CKG5010A			
CONTROLS	XR100R	85-86	CK10076A					
	XR100R	87-00	CK6002A	CKZ8013A	CKG5010A			
TOOLS & CHEMICALS	XR100R	01-03	CK6190A	CKZ8012A	CKG5010A			
	CRF110F	13-16	CK1772A	CKZ8014A	CKG5089A			
EXHAUST	CR125R	1985	CK10058A		CKG5013A			
	CR125R	1986	CK1737A		CKG5013A			
ACCESSORIES	CR125R	1987	CK1736A		CKG5013A			
	CR125R	88-89	CK1735A		CKG5013A			
INDEX	CR125R	90-95	CK6544A		CKG5013A			
	CR125R	96-97	CK6543A		CKG5013A			
WIDE OPEN PARTS	CR125R	1998	CK6188A		CKG5013A			
	CR125R	1999	CK6186A		CKG5013A			
TIRES & WHEELS	CR125R	2000	CK6185A		CKG5018A			
	CR125R	2001	CK6184A		CKG5018A			
BRAKES	CR125R	2002	CK6183A		CKG5019A			
	CR125R	2003	CK6182A		CKG5019A			
AIR, OIL & FUEL	CR125R	2004	CK6181A		CKG5019A			
	CR125R	05-07	CK6180A		CKG5019A			
BATTERY & ELECTRICAL	CRF125F/FB	14-18	CK6179A	CKZ8015A	CKG5010A			
	CRF150F	03-17	CK6005A	CKZ8016A	CKG5010A			
ENGINE	CRF150R	2007	CK6474A		CKG5021A		AK3001A	
	CRF150R	08-09	CK6001A		CKG5021A		AK3001A	
BEARINGS	CRF150R	10-11			CKG5021A			
	CRF150R	12-18	CK6500A		CKG5021A		AK3002A	
BUSHINGS	CRF150R	2019			CKG5021A		AK3002A	
	CRF150RB	2007	CK6474A		CKG5021A		AK3001A	
DRIVELINE	CRF150RB	08-09	CK6001A		CKG5021A		AK3001A	
	CRF150RB	10-11			CKG5021A			
AXLES	CRF150RB	12-18	CK6500A		CKG5021A		AK3002A	
	CRF150RB	2019			CKG5021A		AK3002A	
BELTS	TR200 Fatcat	86-87	CK10077A					
	XR200R	86-02	CK1816A	CKZ8087A	CKG5010A			
CONTROLS	CRF230F	03-09	CK6173A	CKZ8017A	CKG5010A	AK4001A		
	CRF230F	10-11	CK6173A	CKZ8017A	CKG5010A			

All Balls carb rebuild kits continue on the next page.



HONDA DIRTBIKE							
MODEL	YEARS	CARBURETOR REBUILD KIT	EZ START CARBURETOR REBUILD KITS	FLOAT BOWL GASKET ONLY	AIR CUT OFF VALVE REBUILD KIT	ACCELERATOR PUMP REBUILD KIT	CHOKE PLUNGER KIT
CRF230F	12-19	CK6173A	CKZ8017A	CKG5010A	AK4001A		
CRF230L	08-09	CK1819A		CKG5011A	AK4002A		
CRF230M	2009	CK1819A		CKG5011A	AK4002A		
CR250R	1985	CK1784A		CKG5013A			
CR250R	86-87	CK1744A		CKG5013A			
CR250R	1988	CK10059A		CKG5013A			
CR250R	1989	CK10060A		CKG5013A			
CR250R	90-95	CK6170A		CKG5013A			
CR250R	1996	CK6547A		CKG5013A			
CR250R	97-98	CK6546A		CKG5036A			
CR250R	1999	CK6167A		CKG5013A			
CR250R	2000	CK6166A		CKG5013A			
CR250R	2001	CK6413A		CKG5018A			
CR250R	2002	CK6165A		CKG5018A			
CR250R	2003	CK6164A		CKG5018A			
CR250R	2004	CK6163A		CKG5019A			
CR250R	05-07	CK6162A		CKG5019A			
CRF250R	2004	CK1823A		CKG5021A		AK3001A	
CRF250R	2005	CK1824A		CKG5021A		AK3001A	
CRF250R	2006	CK6087A		CKG5021A		AK3001A	
CRF250R	2007	CK6141A		CKG5021A		AK3001A	
CRF250R	2008	CK6442A		CKG5021A		AK3001A	
CRF250R	2009	CK6235A		CKG5021A		AK3001A	
CRF250X	04-06	CK1826A		CKG5021A		AK3001A	
CRF250X	2007	CK6475A		CKG5021A		AK3002A	
CRF250X	08-17	CK6476A		CKG5021A		AK3002A	
XR250L	91-96	CK1748A		CKG5010A			
XR250R	81-82	CK6545A	CKZ8088A	CKG5010A			
XR250R	86-95	CK6545A	CKZ8088A	CKG5010A	AK4001A		
XR250R	96-04	CK1828A	CKZ8089A	CKG5010A	AK4001A		
XR400R	96-97	CK10061A		CKG5010A	AK4001A		
XR400R	98-04	CK1829A		CKG5010A	AK4001A		
CRF450R	2002	CK6460A		CKG5021A		AK3001A	
CRF450R	2003	CK6461A		CKG5021A		AK3001A	
CRF450R	2004	CK6462A		CKG5021A		AK3001A	
CRF450R	05-06	CK6465A		CKG5021A		AK3001A	
CRF450R	07-08	CK6459A		CKG5021A		AK3002A	
CRF450X	05-06	CK1833A		CKG5021A		AK3001A	
CRF450X	2007	CK6472A		CKG5021A		AK3001A	
CRF450X	08-17	CK6473A		CKG5021A		AK3002A	
CR500R	1985	CK10065A		CKG5013A			
CR500R	1986	CK10064A		CKG5013A			
CR500R	1987	CK10063A		CKG5013A			
CR500R	1988	CK10062A		CKG5013A			
CR500R	1989	CK1738A		CKG5013A			
CR500R	90-01	CK6159A		CKG5013A			
XR600R	88-90	CK6158A		CKG5010A	AK4001A		
XR600R	91-00	CK6157A		CKG5010A	AK4001A		
XR650L	93-19	CK1836A		CKG5011A			SV1001A
XR650R	00-06	CK1835A		CKG5013A	AK4003A		
XR650R	2007	CK10090A		CKG5013A	AK4003A		

INDEX

WIDE OPEN PARTS

TIRES & WHEELS

BRAKES

AIR, OIL & FUEL

BATTERY & ELECTRICAL

ENGINE

BEARINGS

BUSHINGS

DRIVELINE

AXLES

BELTS

CONTROLS

TOOLS & CHEMICALS

EXHAUST

ACCESSORIES

All Balls carb rebuild kits continue on the next page.

FAX: 1-866-272-3613 • PHONE: 1-800-367-9603

137



CARBURETOR REBUILD KITS



KAWASAKI ATV

MODEL	YEARS	CARBURETOR REBUILD KIT	EZ START CARBURETOR REBUILD KITS	FLOAT BOWL GASKET ONLY	AIR CUT OFF VALVE REBUILD KIT	ACCELERATOR PUMP REBUILD KIT	CHOKE PLUNGER KIT
KFX50	03-06	CK6239A		CKG5030A			
KFX50	2007	CK6238A		CKG5022A			
KFX50	08-09	CK10095A	CKZ8054A	CKG5022A			
KFX50	13-16	CK10095A	CKZ8054A				
KFX50	17-19	CK10095A	CKZ8054A	CKG5022A			
KFX80	03-06	CK6237A		CKG5031A			
KFX90	07-10	CK6577A	CKZ8055A	CKG5022A			
KFX90	11-16	CK6236A	CKZ8056A	CKG5022A			
KFX90	17-19	CK10123A	CKZ8057A	CKG5022A			
KLF220 Bayou	90-99	CK6240A	CKZ8058A	CKG5032A			SV1028A
KLF220 Bayou	00-02	CK6241A	CKZ8059A	CKG5032A			SV1028A
KFX250 Mojave	89-02	CK6232A	CKZ8060A	CKG5003A			SV1029A
KFX250 Mojave	03-04	CK6231A	CKZ8061A	CKG5003A			SV1029A
KLF250 Bayou	03-06	CK6243A	CKZ8062A	CKG5032A			SV1028A
KLF250 Bayou	07-11	CK6242A	CKZ8063A	CKG5032A			SV1028A
KEF300 Lakota	95-03	CK1618A	CKZ8064A	CKG5003A			SV1029A
KLF300A Bayou	86-87	CK6569A		CKG5003A			SV1012A
KLF300B Bayou	1988	CK6569A		CKG5003A			SV1029A
KLF300B Bayou	89-91	CK6229A		CKG5003A			SV1029A
KLF300B Bayou	92-95	CK6228A		CKG5003A			SV1029A
KLF300B Bayou	96-05	CK6227A	CKZ8065A	CKG5003A			SV1029A
KLF300C Bayou 4x4	89-96	CK6226A	CKZ8066A	CKG5003A			SV1029A
KLF300C Bayou 4x4	97-05	CK6392A	CKZ8067A	CKG5003A			SV1029A
KVF300 Brute Force	12-18	CK6225A	CKZ8068A	CKG5003A			SV1029A
KVF300A/B Prairie	99-02	CK1625A	CKZ8069A	CKG5003A			SV1029A
Mule 500	91-95	CK7038A		CKG5074A			
Mule 520	00-01	CK7036A		CKG5074A			
Mule 550	97-04	CK7036A		CKG5074A			
KVF360A/B/C Prairie	03-13	CK6223A		CKG5003A			SV1029A
KFX400	03-06	CK6071A		CKG5006A			SV1026A
KLF400 Bayou	93-99	CK6570A		CKG5004A			SV1029A
KVF400 Prairie	97-98	CK10143A		CKG5004A			SV1029A
KVF400 Prairie	99-02	CK1630A		CKG5004A			SV1029A
KVF650 Prairie	02-03	CK6219A		CKG5005A	AR4019		SV1030A
KVF650 Brute force	05-13	CK6219A		CKG5005A	AR4019		SV1030A
KVF650i Brute force	06-13	CK6220A		CKG5005A			SV1030A
KFX 700 V-Force	04-09	CK1633A		CKG5005A	AR4020		SV1030A
KVF700 Prairie	04-06	CK6385A		CKG5005A	AR4020		SV1030A
KVF750 Brute Force	05-06	CK1634A		CKG5005A	AR4020		SV1031A
KVF750 Brute Force	2007	CK1634A		CKG5005A			SV1030A
Mule 2500	94-00			CKG5074A			
Mule 2510	93-00			CKG5074A			
Mule 2520	93-00			CKG5074A			
Mule 3000	01-08	CK7037A		CKG5075A			
Mule 3010	01-08	CK7037A		CKG5075A			
Mule 3020	01-03	CK7037A		CKG5075A			

All Balls carb rebuild kits continue on the next page.



KAWASAKI DIRTBIKE							
MODEL	YEARS	CARBURETOR REBUILD KIT	EZ START CARBURETOR REBUILD KITS	FLOAT BOWL GASKET ONLY	AIR CUT OFF VALVE REBUILD KIT	ACCELERATOR PUMP REBUILD KIT	CHOKE PLUNGER KIT
KDX50	03-06	CK6393A		CKG5030A			
KX60	88-03	CK6118A		CKG5033A			
KX65	00-01	CK6562A		CKG5033A			
KX65	02-19	CK1837A		CKG5033A			
KDX80	84-88	CK10086A		CKG5033A			
KX80	90-97	CK6394A		CKG5016A			
KX80	98-00	CK6395A		CKG5016A			
KX80	92-94	CK6394A		CKG5016A			
KX85	01-13	CK1838A		CKG5016A			
KX85	14-19	CK6397A		CKG5016A			
KE100	81-01	CK10007A		CKG5035A			
KX100	95-97	CK6394A		CKG5016A			
KX100	98-00	CK6398A		CKG5016A			
KX100	01-13	CK6401A		CKG5016A			
KX100	14-19	CK6402A		CKG5016A			
KLX110	02-05	CK6403A	CKZ8018A	CKG5008A			
KLX110	06-19	CK1839A	CKZ8020A	CKG5008A			
KLX110L	10-19	CK1839A	CKZ8020A	CKG5008A			
KLX125	03-06	CK6406A	CKZ8019A	CKG5032A			
KLX125L	03-06	CK6406A	CKZ8019A	CKG5032A			
KX125	1990	CK1749A		CKG5013A			
KX125	1991	CK6558A		CKG5013A			
KX125	1992	CK1751A		CKG5013A			
KX125	1993	CK10069A		CKG5013A			
KX125	96-97	CK6557A		CKG5013A			
KX125	1999	CK6409A		CKG5036A			
KX125	2000	CK6556A		CKG5036A			
KX125	2001	CK1840A		CKG5018A			
KX125	2002	CK6509A		CKG5018A			
KX125	03-04	CK6501A		CKG5019A			
KX125	2005	CK6503A		CKG5019A			
KLX140	08-19	CK6411A	CKZ8021A	CKG5008A	AK4010A		
KLX140G	17-19	CK6411A	CKZ8021A	CKG5008A	AK4010A		
KLX140L	08-19	CK6411A	CKZ8021A	CKG5008A	AK4010A		
KDX200	89-94	CK6555A		CKG5013A			
KDX200	95-06	CK6412A		CKG5013A			
KDX220	97-05	CK6478A		CKG5013A			
KDX250	91-94	CK10070A		CKG5013A			
KL250 Super Sherpa	00-10	CK6415A	CKZ8096A	CKG5002A			SV1011A
KLR250	87-05	CK6417A	CKZ8097A	CKG5003A			SV1012A
KLX250R	94-96	CK6554A	CKZ8098A	CKG5003A			
KLX250S	06-14	CK1842A	CKZ8099A	CKG5003A			
KLX250SF	09-10	CK1842A	CKZ8099A	CKG5003A			
KX250	90-91	CK10033A		CKG5013A			
KX250	1992	CK10122A		CKG5013A			
KX250	1993	CK6582A		CKG5013A			
KX250	1994	CK6553A		CKG5013A			
KX250	1995	CK6581A		CKG5013A			
KX250	1996	CK6552A		CKG5013A			
KX250	1997	CK6550A		CKG5013A			
KX250	1998	CK6549A		CKG5036A			
KX250	1999	CK6548A		CKG5036A			
KX250	2000	CK10096A		CKG5036A			
KX250	2001	CK6137A		CKG5036A			
KX250	2002	CK6551A		CKG5036A			
KX250	2003	CK6136A		CKG5036A			
KX250	2004	CK6135A		CKG5036A			

INDEX

WIDE OPEN PARTS

TIRES & WHEELS

BRAKES

AIR, OIL & FUEL

BATTERY & ELECTRICAL

ENGINE

BEARINGS

BUSHINGS

DRIVELINE

AXLES

BELTS

CONTROLS

TOOLS & CHEMICALS

EXHAUST

ACCESSORIES

All Balls carb rebuild kits continue on the next page.





KAWASAKI DIRTBIKE

MODEL	YEARS	CARBURETOR REBUILD KIT	EZ START CARBURETOR REBUILD KITS	FLOAT BOWL GASKET ONLY	AIR CUT OFF VALVE REBUILD KIT	ACCELERATOR PUMP REBUILD KIT	CHOKE PLUNGER KIT
KX250	05-07	CK6134A		CKG5036A			
KX250F	04-05	CK6458A		CKG5021A		AK3005A	
KX250F	2006	CK6456A		CKG5021A		AK3005A	
KX250F	07-08	CK6455A		CKG5021A		AK3005A	
KX250F	09-10	CK6455A		CKG5021A		AK3005A	
KLX300(R)	97-07	CK6133A	CKZ8100A	CKG5003A	AK4011A		
KLX400R	2003	CK6498A		CKG5037A			
KLX400SR	03-04	CK6107A		CKG5006A			
KLX450R	08-09	CK6505A		CKG5021A		AK3005A	
KX450F	06-08	CK1845A		CKG5021A		AK3005A	
KX500	1988	CK10071A		CKG5013A			
KX500	1989	CK1742A		CKG5013A			
KX500	90-95	CK6103A		CKG5013A			
KX500	96-04	CK6102A		CKG5013A			
KL650A (KLR)	87-07	CK1846A		CKG5003A	AK4009A		SV1012A
KL650B (KLR) TENGAI	90-91	CK1846A		CKG5003A			SV1012A
KL650E (KLR)	08-18	CK1847A		CKG5003A	AK4009A		SV1013A
KLX650C	93-96	CK6101A		CKG5003A	AK4009A		
KLX650R	93-96	CK6101A		CKG5003A	AK4009A		SV1012A

KTM ATV

MODEL	YEARS	CARBURETOR REBUILD KIT	EZ START CARBURETOR REBUILD KITS	FLOAT BOWL GASKET ONLY	AIR CUT OFF VALVE REBUILD KIT	ACCELERATOR PUMP REBUILD KIT	CHOKE PLUNGER KIT
SX 450 ATV	09-10	CK6520A		CKG5021A			
XC 450 ATV	08-09	CK6520A		CKG5021A			
SX 505 ATV	09-10	CK6520A		CKG5021A			
XC 525 ATV	08-09	CK6520A		CKG5021A			

KTM DIRTBIKE

MODEL	YEARS	CARBURETOR REBUILD KIT	EZ START CARBURETOR REBUILD KITS	FLOAT BOWL GASKET ONLY	AIR CUT OFF VALVE REBUILD KIT	ACCELERATOR PUMP REBUILD KIT	CHOKE PLUNGER KIT
SX 65	98-06	CK1561A		CKG5033A			
SX 65	2007	CK10087A		CKG5033A			
SX 65	2008	CK10087A					
SX 65	09-20	CK1519A		CKG5033A			
SXS 65	13-14	CK1519A		CKG5033A			
XC 65	08-09	CK1519A		CKG5033A			
SX 85	03-20	CK6518A		CKG5016A			
SX 85 BW	13-20	CK6518A		CKG5016A			
SX 105	04-05	CK6518A					
SX 105	06-11	CK6518A		CKG5016A			
EGS 125	1998	CK1517A		CKG5013A			
EXC 125	98-05	CK1517A		CKG5013A			
SX 125	98-08	CK1517A		CKG5013A			
SX 125	09-16	CK1514A		CKG5013A			
SX 125	2017	CK10047A		CKG5013A			
SX 125	18-20	CK10047A		CKG5019A			
SXS 125	2004	CK1517A		CKG5013A			
SX 144	07-08	CK1517A		CKG5013A			
SX 150	09-16	CK1514A		CKG5013A			
SX 150	17-20	CK10047A		CKG5019A			
XC 150	10-14	CK1514A		CKG5013A			
XC-W 150	17-19	CK10047A		CKG5019A			

All Balls carb rebuild kits continue on the next page.



KTM DIRTBIKE							
MODEL	YEARS	CARBURETOR REBUILD KIT	EZ START CARBURETOR REBUILD KITS	FLOAT BOWL GASKET ONLY	AIR CUT OFF VALVE REBUILD KIT	ACCELERATOR PUMP REBUILD KIT	CHOKE PLUNGER KIT
EXC 200	98-05	CK1517A		CKG5013A			
MXC 200	00-03	CK1517A		CKG5013A			
SX 200	03-04	CK1517A		CKG5013A			
XC 200	2006	CK1517A		CKG5013A			
XC 200	07-09	CK1514A		CKG5013A			
XC-W 200	2006	CK1517A		CKG5013A			
XC-W 200	07-16	CK1514A		CKG5013A			
EXC 250	00-03	CK1517A		CKG5013A			
EXC 250	04-05	CK1514A		CKG5013A			
EXC-G 250 Racing	2002	26-1515		CKG5037A			
EXC-G 250 Racing	03-05	CK6521A		CKG5021A			
FREERIDE 250 R	15-17	CK1560A		CKG5016A			
MXC 250	00-01	CK1517A		CKG5013A			
SX 250	00-01	CK6516A		CKG5036A			
SX 250	02-16	CK1514A		CKG5013A			
SX 250	17-20	CK10047A		CKG5019A			
SX-F 250	05-10	CK6520A		CKG5021A		AK3008A	
SXS 250	2001	CK6516A		CKG5036A			
SXS 250	03-04	CK1514A		CKG5013A			
XC 250	06-16	CK1514A		CKG5013A			
XC 250	17-18	CK10047A		CKG5019A			
XC-F 250	07-09	CK6520A		CKG5021A		AK3008A	
XC-FW 250	06-11	CK6520A		CKG5021A		AK3008A	
XC-W 250	06-16	CK1514A		CKG5013A			
XC-W 250	17-18	CK10047A		CKG5019A			
EXC 300	00-03	CK1517A		CKG5013A			
EXC 300	04-05	CK1514A		CKG5013A			
MXC 300	00-03	CK1517A		CKG5013A			
MXC 300	04-05	CK1514A		CKG5013A			
XC 300	06-16	CK1514A		CKG5013A			
XC 300	17-18	CK10047A		CKG5019A			
XC-W 300	06-16	CK1514A		CKG5013A			
XC-W 300	17-18	CK10047A		CKG5019A			
XC-W 300 Six Days	15-16	CK1514A		CKG5013A			
XC-W 300 Six Days	17-18	CK10047A		CKG5019A			
EXC 380	00-02	CK1517A		CKG5013A			
MXC 380	00-01	CK1517A		CKG5013A			
SX 380	2000	CK1517A		CKG5013A			
SX 380	01-02	CK1517A		CKG5013A			
EXC 400	00-02	CK1515A		CKG5037A			
EXC-G 400	04-05	CK6521A		CKG5021A			
EXC-G 400	2006	CK6520A		CKG5021A			
MXC 400	01-02	CK1515A		CKG5037A			
SX 400	00-02	CK1515A		CKG5037A			
SXC 400	2000	CK10050A		CKG5042A			
XC-W 400	07-10	CK6520A		CKG5021A			
EXC 450	03-04	CK6521A		CKG5021A		AK3008A	
EXC 450	07-11	CK6520A		CKG5021A		AK3008A	
EXC-G 450	03-05	CK6521A		CKG5021A		AK3008A	
EXC-G 450	06-07	CK6520A		CKG5021A		AK3008A	
EXC-R 450	2008	CK6520A		CKG5021A		AK3008A	
MXC-G 450	03-05	CK6521A		CKG5021A		AK3008A	
SMR 450	2005	CK6521A		CKG5021A		AK3008A	
SMR 450	06-07	CK6520A		CKG5021A		AK3008A	
SMS 450	03-04	CK6521A		CKG5021A		AK3008A	
SX 450	03-05	CK6521A		CKG5021A		AK3008A	
SX 450	2006	CK6520A		CKG5021A		AK3008A	

- INDEX
- WIDE OPEN PARTS
- TIRES & WHEELS
- BRAKES
- AIR, OIL & FUEL
- BATTERY & ELECTRICAL
- ENGINE
- BEARINGS
- BUSHINGS
- DRIVELINE
- AXLES
- BELTS
- CONTROLS
- TOOLS & CHEMICALS
- EXHAUST
- ACCESSORIES

All Balls carb rebuild kits continue on the next page.



CARBURETOR REBUILD KITS



KTM DIRTBIKE

MODEL	YEARS	CARBURETOR REBUILD KIT	EZ START CARBURETOR REBUILD KITS	FLOAT BOWL GASKET ONLY	AIR CUT OFF VALVE REBUILD KIT	ACCELERATOR PUMP REBUILD KIT	CHOKE PLUNGER KIT
SX-F 450	07-12	CK6520A		CKG5021A		AK3008A	
SXS 450	03-04	CK6521A		CKG5021A		AK3008A	
XC 450	2004	CK6521A		CKG5021A		AK3008A	
XC 450	06-07	CK6520A		CKG5021A		AK3008A	
XC-F 450	08-09	CK6520A		CKG5021A		AK3008A	
XCR-W 450	2008	CK6520A		CKG5021A		AK3008A	
XC-W 450	07-11	CK6520A		CKG5021A		AK3008A	
XC-W 450 Six Days	2010	CK6520A		CKG5021A		AK3008A	
SX-F 505	2008	CK6520A		CKG5021A		AK3008A	
XC-F 505	08-09	CK6520A		CKG5021A		AK3008A	
EXC 520	00-02	CK1515A		CKG5037A		AK3008A	
MXC 520	01-02	CK1515A		CKG5037A		AK3008A	
SX 520	00-02	CK1515A		CKG5037A		AK3008A	
EXC 525	03-05	CK6521A		CKG5021A		AK3008A	
EXC 525	06-07	CK6520A		CKG5021A		AK3008A	
MXC-G 525	03-05	CK6521A		CKG5021A		AK3008A	
SMR 525	2005	CK6521A		CKG5021A		AK3008A	
SX 525	03-05	CK6521A		CKG5021A		AK3008A	
SX 525	2006	CK6520A		CKG5021A		AK3008A	
XC 525	06-07	CK6520A		CKG5021A		AK3008A	
XC-W 525	2007	CK6520A		CKG5021A		AK3008A	
EXC 530	09-11	CK6520A		CKG5021A		AK3008A	
EXC-R 530	2008	CK6520A		CKG5021A		AK3008A	
XCR-W 530	2008	CK6520A		CKG5021A		AK3008A	
XC-W 530	09-11	CK6520A		CKG5021A		AK3008A	
SXS 540	01-02	CK1515A		CKG5037A		AK3008A	
SXS 540	03-05	CK6521A		CKG5021A		AK3008A	
SXS 540	2006	CK6520A		CKG5021A		AK3008A	
SMR 560	06-07	CK6521A		CKG5021A		AK3008A	
SMC 625	04-06	CK6521A		CKG5021A		AK3008A	
SXC 625	2003	CK10050A		CKG5021A		AK3008A	
SXC 625	04-05	CK6521A		CKG5021A		AK3008A	
Adventure 640	98-07	CK10050A		CKG5042A			
Enduro 640 LC4	02-04	CK10050A		CKG5042A			
LC4 640	98-02	CK10050A		CKG5042A			
Supermoto 640 LC4	03-05	CK10050A		CKG5042A			
Rallye 660	01-05	CK1515A		CKG5037A		AK3008A	
Rallye 660 Factory Replica	06-07	CK6521A		CKG5021A		AK3008A	
Adventure 950	03-06	CK10051A		CKG5005A			
Super Enduro 950	2007	CK10051A		CKG5005A			
Supermoto 950	05-07	CK10051A		CKG5005A			

All Balls carb rebuild kits continue on the next page.



POLARIS ATV/UTV							
MODEL	YEARS	CARBURETOR REBUILD KIT	EZ START CARBURETOR REBUILD KITS	FLOAT BOWL GASKET ONLY	AIR CUT OFF VALVE REBUILD KIT	ACCELERATOR PUMP REBUILD KIT	CHOKE PLUNGER KIT
50 Outlaw	08-15	CK6481A	CKZ8077A	CKG5077A			
50 Outlaw	16-19			CKG5077A			
50 Predator	04-06	CK1721A		CKG5043A			
50 Predator	2007	CK6481A		CKG5077A			
50 Scrambler	01-02	CK6046A		CKG5001A			
50 Scrambler	2003			CKG5043A			
90 Outlaw	07-16	CK6351A	CKZ8078A	CKG5008A			
90 Predator	2003	CK6045A	CKZ8079A	CKG5001A			
90 Predator	04-06	CK1724A	CKZ8080A	CKG5043A			
90 Scrambler	2001	CK6349A		CKG5001A			
90 Scrambler	02-03	CK6045A	CKZ8079A	CKG5001A			
90 Sportsman	2001	CK6349A		CKG5001A			
90 Sportsman	02-03	CK6045A	CKZ8079A	CKG5001A			
90 Sportsman	04-06	CK1724A	CKZ8080A	CKG5043A			
90 Sportsman	07-16	CK6351A	CKZ8078A	CKG5008A			
170 RZR	09-14	CK6334A		CKG5010A			
200 Phoenix	05-14	CK1709A	CKZ8081A	CKG5010A			
200 Phoenix	15-19			CKG5010A			
200 Sawtooth	2006	CK1709A	CKZ8081A				
200 Sawtooth	2007	CK1709A	CKZ8081A	CKG5010A			
250 Big Boss	89-92	CK6007A		CKG5044A			
250 Big Boss 6x6	91-93	CK6007A		CKG5044A			
250 Scrambler	1986	CK6007A		CKG5044A			SV1032A
250 Trail Blazer	90-06	CK6007A		CKG5044A			SV1032A
250 Trail Boss	86-99	CK6007A		CKG5044A			SV1032A
250 Xplorer	00-02	CK6007A		CKG5044A			SV1032A
300 ATV	94-95	CK1701A	CKZ8082A	CKG5044A			SV1032A
300 Big Boss 6x6	1994	CK1701A		CKG5044A			
300 Hawkeye	06-11	CK6042A		CKG5002A			SV1033A
300 Sportsman	08-10	CK6042A		CKG5002A			SV1033A
300 Xplorer	96-99	CK1701A	CKZ8082A	CKG5044A			SV1032A
300 Xpress	96-99	CK1701A	CKZ8082A	CKG5044A			SV1032A
325 Magnum	00-02	CK6028A	CKZ8083A	CKG5002A			SV1033A
325 Trail Boss	00-02	CK6028A	CKZ8083A	CKG5002A			SV1033A
325 Xpedition	00-02	CK6030A		CKG5002A			SV1033A
330 ATP	04-05	CK6027A		CKG5002A			SV1033A
330 Magnum	2003	CK6026A		CKG5002A			SV1033A
330 Magnum	04-05	CK6027A		CKG5002A			SV1033A
330 Trail Blazer	08-13	CK6027A		CKG5002A			SV1033A
330 Trail Boss	2003	CK6026A		CKG5002A			SV1033A
330 Trail Boss	04-13	CK6027A		CKG5002A			SV1033A
335 Sportsman	99-00	CK1727A		CKG5002A			SV1033A
335 Worker	1999	CK1727A		CKG5002A			SV1033A
350L Big Boss	1993	CK1702A		CKG5044A			
350 Sportsman	1993	CK1702A		CKG5044A			SV1052A
350L Trail Boss	90-92	CK1702A		CKG5044A			SV1052A
400L 2x4	94-95	CK1703A		CKG5044A			SV1052A
400L 4x4	1994	CK1703A		CKG5044A			SV1052A
400L Big Boss 6x6	94-96	CK1703A		CKG5044A			
400L Big Boss 6x6	1997	CK6344A		CKG5044A			
400 Hawkeye HO	11-13	CK6024A		CKG5002A			SV1051A
400 Hawkeye HO	2014	CK6024A		CKG5002A			
400L Magnum 6x6	1996			CKG5002A			
400L Magnum 6x6	1997	CK6343A		CKG5002A			
400 Ranger	10-14	CK6024A		CKG5002A			
400 Scrambler	1995	CK1703A		CKG5044A			SV1052A
400 Scrambler	1996	CK6038A		CKG5044A			SV1052A

INDEX

WIDE OPEN PARTS

TIRES & WHEELS

BRAKES

AIR, OIL & FUEL

BATTERY & ELECTRICAL

ENGINE

BEARINGS

BUSHINGS

DRIVELINE

AXLES

BELTS

CONTROLS

TOOLS & CHEMICALS

EXHAUST

ACCESSORIES

All Balls carb rebuild kits continue on the next page.



CARBURETOR REBUILD KITS



POLARIS ATV/UTV

MODEL	YEARS	CARBURETOR REBUILD KIT	EZ START CARBURETOR REBUILD KITS	FLOAT BOWL GASKET ONLY	AIR CUT OFF VALVE REBUILD KIT	ACCELERATOR PUMP REBUILD KIT	CHOKE PLUNGER KIT
INDEX	400 Scrambler	97-02	CK6344A	CKG5044A			SV1052A
	400 Sport	94-95	CK1703A	CKG5044A			SV1052A
WIDE OPEN PARTS	400 Sport	1996	CK6038A	CKG5044A			SV1052A
	400 Sport	97-99	CK6344A	CKG5044A			SV1052A
	400 Sportsman	94-96	CK1703A	CKG5044A			SV1052A
TIRES & WHEELS	400 Sportsman	1997	CK6344A	CKG5044A			SV1052A
	400 Sportsman	01-05	CK6022A	CKG5002A			SV1033A
	400 Sportsman HO	08-14	CK6024A	CKG5002A			SV1033A
BRAKES	400 Trail Blazer	2003	CK6344A	CKG5044A			SV1052A
	400L Xplorer	95-96	CK1703A	CKG5044A			SV1052A
AIR, OIL & FUEL	400L Xplorer	97-00	CK6344A	CKG5044A			SV1052A
	400L Xplorer	01-02	CK6571A	CKG5044A			SV1052A
	400L Xpress	1996	CK1703A	CKG5044A			SV1052A
BATTERY & ELECTRICAL	400L Xpress	1997	CK6344A	CKG5044A			SV1052A
	425 Magnum	95-96	CK6567A	CKG5002A			SV1033A
	425 Magnum	1997	CK6343A	CKG5002A			SV1033A
ENGINE	425 Magnum	1998	CK6353A	CKG5002A			SV1033A
	425 Xpedition	00-02	CK6355A	CKG5002A			SV1033A
	450 Outlaw	08-20	CK6359A	CKG5021A		AK3011A	
BEARINGS	450 Sportsman	06-07	CK6024A	CKG5002A			SV1033A
	500 ATP	2005		CKG5042A			SV1033A
BUSHINGS	500 Big Boss 6x6	98-99	CK6340A	CKG5002A			
	500 Big Boss 6x6	00-02	CK6338A	CKG5002A			
	500 Magnum	1999		CKG5002A			SV1033A
DRIVELINE	500 Magnum	00-02	CK6357A	CKG5002A			SV1033A
	500 Magnum	2003		CKG5002A			
	500 Outlaw	2006	CK6447A	CKG5006A	AR4017		SV1053A
AXLES	500 Outlaw	2007	CK6448A	CKG5006A	AR4017		SV1053A
	500 Predator	03-07	CK1720A	CKG5006A	AR4017		SV1053A
	500 Ranger	1999	CK6016A	CKG5002A			
BELTS	500 Ranger	04-09	CK1728A	CKG5002A			
	500 Ranger	2000	CK6342A	CKG5002A			
CONTROLS	500 Scrambler	97-09	CK1713A	CKG5042A			SV1033A
	500 Scrambler	10-12	CK6017A	CKG5042A			SV1033A
	500 Sportsman	96-98	CK6016A	CKG5002A			SV1033A
TOOLS & CHEMICALS	500 Sportsman	99-00	CK6011A	CKG5002A			SV1033A
	500 Sportsman HO	01-13	CK6012A	CKG5042A			SV1033A
	500 Sportsman 6x6	00-08	CK6338A	CKG5002A			
EXHAUST	500 Worker	2001	CK6012A	CKG5042A			SV1033A
	500 Worker	1999	CK6011A	CKG5002A			SV1033A
ACCESSORIES	500 Xplorer	1997	CK6016A	CKG5002A			SV1033A
	525 Outlaw IRS	07-08	CK6450A	CKG5021A		AK3011A	
	525 Outlaw IRS	2009 - 2011	CK6451A	CKG5021A		AK3011A	
	525 Outlaw SRA	2008	CK6450A	CKG5021A		AK3011A	
	525 Outlaw SRA	09-10	CK6452A	CKG5021A		AK3011A	
	600 Sportsman	03-04	CK6009A	CKG5002A			SV1051A
	600 Sportsman	2005	CK6011A	CKG5002A			SV1051A
	700 Sportsman	2002	CK6011A	CKG5002A			SV1051A
	700 Sportsman	03-07	CK6009A	CKG5002A			SV1051A

All Balls carb rebuild kits continue on the next page.



SUZUKI ATV							
MODEL	YEARS	CARBURETOR REBUILD KIT	EZ START CARBURETOR REBUILD KITS	FLOAT BOWL GASKET ONLY	AIR CUT OFF VALVE REBUILD KIT	ACCELERATOR PUMP REBUILD KIT	CHOKE PLUNGER KIT
LT-50	84-87	CK6566A		CKG5030A			
LT-A50	02-05	CK6427A		CKG5030A			
LT-Z50	06-18	CK6426A	CKZ8070A	CKG5072A			
LT-80	87-06	CK1401A		CKG5031A			
LT-Z90	07-18	CK6424A	CKZ8071A	CKG5059A			
ALT-125	1983	CK1405A		CKG5045A			SV1048A
ALT-125	84-86	CK1405A		CKG5045A			SV1020A
LT-125	1983	CK1405A		CKG5045A			SV1048A
LT-125	84-87	CK1405A		CKG5045A			SV1020A
LT-160	03-04	CK6593A		CKG5046A			SV1020A
LT-160E	89-92	CK6587A		CKG5046A			SV1020A
LT-F160	91-01	CK1402A		CKG5046A			SV1020A
LT-185	84-87	CK6586A		CKG5045A			SV1020A
LT-230E	87-88	CK6565A		CKG5046A			SV1022A
LT-230E	89-93	CK1407A		CKG5046A			SV1022A
LT-230G	85-86	CK6565A		CKG5046A			
LT-230S	85-90	CK6585A		CKG5046A			
LT-F230	86-87	CK6565A		CKG5046A			CV1047A
LT-250EF	85-86	CK6597A		CKG5046A			CV1047A
LT-250R	85-87	CK10098A					
LT-250R	88-92	CK10099A					
LT-250S	89-90	CK6421A		CKG5046A			
LT-4WD 250 Quad Runner	87-89	CK6594A		CKG5046A			SV1050A
LT-4WD 250 Quad Runner	90-96	CK6420A	CKZ8072A	CKG5002A			SV1023A
LT-4WD 250 Quad Runner	97-98	CK6595A		CKG5002A			SV1023A
LT-F250 2WD	88-89	CK6594A		CKG5046A			SV1050A
LT-F250 2WD	90-99	CK6420A	CKZ8072A	CKG5002A			SV1023A
LT-F250 2WD	00-01	CK1433A		CKG5006A			SV1024A
LT-F250 Ozark	02-14	CK6094A	CKZ8073A	CKG5047A	AR4008		SV1023A
LT-F250F 4WD Quad Runner	1999	CK1425A		CKG5002A			SV1023A
LT-F250F 4WD Quad Runner	00-02	CK1433A		CKG5006A			SV1024A
LT-Z250	04-09	CK6092A	CKZ8074A	CKG5006A	AR4008		SV1024A
LT-300E	87-89	CK6596A		CKG5046A			SV1050A
LT-F4WDX 300 King Quad	91-98	CK1404A	CKZ8075A	CKG5002A			SV1023A
LT-F300F King Quad	1999	CK1404A	CKZ8075A	CKG5002A			SV1023A
LT-F300F King Quad	00-02	CK6095A	CKZ8076A	CKG5006A			SV1024A
LT-A400 2WD King Quad	08-09	CK1427A		CKG5003A	AR4018		SV1025A
LT-A400 Eiger 2WD	02-07	CK1431A		CKG5003A	AR4018		SV1025A
LT-A400F 4WD King Quad	08-10	CK1427A		CKG5003A	AR4018		SV1025A
LT-A400F Eiger 4WD	02-07	CK1431A		CKG5003A	AR4018		SV1025A
LT-F400 2WD King Quad	2008	CK1427A		CKG5003A	AR4018		SV1025A
LT-F400 2WD King Quad	2009				AR4018		
LT-F400 Eiger 2WD	02-07	CK1431A		CKG5003A	AR4018		SV1025A
LT-F400F 4WD King Quad	08-10	CK1427A		CKG5003A	AR4018		SV1025A
LT-F400F Eiger 4WD	02-07	CK1431A		CKG5003A	AR4018		SV1025A
LT-Z400	03-08	CK6071A		CKG5006A	AR4014		SV1026A
LT-F500F Quad Runner	98-02	CK1430A		CKG5002A			SV1023A
LT-A500F Quad Master Auto	00-01	CK6089A		CKG5002A			SV1023A
LT-A500F Vinson	02-05	CK1414A		CKG5003A	AR4018		SV1027A
LT-A500F Vinson	06-07	CK6085A		CKG5003A	AR4018		SV1027A
LT-F500F Vinson	03-07	CK6085A		CKG5003A	AR4018		SV1027A
LTV-700F Twin Peaks	04-06	CK6385A					

INDEX

WIDE OPEN PARTS

TIRES & WHEELS

BRAKES

AIR, OIL & FUEL

BATTERY & ELECTRICAL

ENGINE

BEARINGS

BUSHINGS

DRIVELINE

AXLES

BELTS

CONTROLS

TOOLS & CHEMICALS

EXHAUST

ACCESSORIES

All Balls carb rebuild kits continue on the next page.



CARBURETOR REBUILD KITS



SUZUKI DIRTBIKE

MODEL	YEARS	CARBURETOR REBUILD KIT	EZ START CARBURETOR REBUILD KITS	FLOAT BOWL GASKET ONLY	AIR CUT OFF VALVE REBUILD KIT	ACCELERATOR PUMP REBUILD KIT	CHOKE PLUNGER KIT
JR50	78-99	CK6120A		CKG5030A			
JR50	00-06	CK6119A		CKG5030A			
RM60	2003	CK6118A		CKG5033A			
RM65	03-05	CK1837A		CKG5033A			
DR-Z 70	08-17	CK6117A	CKZ8022A	CKG5072A			
DS80	83-00	CK6116A		CKG5048A			
JR80	01-04	CK6116A		CKG5048A			
RM80	86-95	CK6115A		CKG5049A			
RM80	96-01	CK6114A		CKG5049A			
RM85	02-04	CK6113A		CKG5016A			
RM85	05-17	CK6109A		CKG5016A			
RM85L	03-04	CK6113A		CKG5016A			
RM85L	05-16	CK6109A		CKG5016A			
RM100	2003	CK6401A		CKG5016A			
DRZ110	03-06	CK6403A	CKZ8018A	CKG5008A			
DR125SE	94-96	CK1764A		CKG5002A			
DR-Z125	03-17	CK1851A	CKZ8023A	CKG5032A	AR4007		
DR-Z125L	03-17	CK1851A	CKZ8023A	CKG5032A	AR4007		
RM125	1988	CK1739A		CKG5050A			
RM125	89-90	CK1740A		CKG5050A			
RM125	1991	CK6525A		CKG5050A			
RM125	1993	CK6526A		CKG5050A			
RM125	1994	CK1781A		CKG5013A			
RM125	1995	CK10043A		CKG5013A			
RM125	1996	CK1771A		CKG5013A			
RM125	1997	CK10044A		CKG5013A			
RM125	1998	CK6497A		CKG5013A			
RM125	1999	CK6127A		CKG5036A			
RM125	2000	CK6126A		CKG5036A			
RM125	2001	CK6125A		CKG5019A			
RM125	2002	CK6495A		CKG5019A			
RM125	2003	CK6124A		CKG5019A			
RM125	2004	CK6123A		CKG5019A			
RM125	05-06	CK6489A		CKG5019A			
RM125	07-08	CK6122A		CKG5019A			
DR200 SE	96-17	CK1853A	CKZ8090A	CKG5002A			
DR250	90-93	CK1765A		CKG5051A			
DR250S	90-91	CK1766A		CKG5042A			
DR250S	1992	CK1767A		CKG5042A			
RM250	1988	CK10072A		CKG5050A			
RM250	1989	CK1747A		CKG5050A			
RM250	1990	CK6591A		CKG5050A			
RM250	1991	CK6580A		CKG5050A			
RM250	1992	CK10073A		CKG5050A			
RM250	1993	CK6194A		CKG5013A			
RM250	1994	CK6193A		CKG5013A			
RM250	1995	CK6542A		CKG5013A			
RM250	1996	CK6192A		CKG5013A			
RM250	1997	CK6191A		CKG5013A			
RM250	1998	CK6189A		CKG5036A			
RM250	1999	CK6187A		CKG5036A			
RM250	2000	CK6177A		CKG5036A			
RM250	2001	CK6176A		CKG5036A			
RM250	2002	CK6175A		CKG5036A			
RM250	2003	CK6174A		CKG5036A			
RM250	04-08	CK6131A		CKG5036A			
RMX250	89-92	CK6541A		CKG5050A			

All Balls carb rebuild kits continue on the next page.



SUZUKI DIRTBIKE

MODEL	YEARS	CARBURETOR REBUILD KIT	EZ START CARBURETOR REBUILD KITS	FLOAT BOWL GASKET ONLY	AIR CUT OFF VALVE REBUILD KIT	ACCELERATOR PUMP REBUILD KIT	CHOKE PLUNGER KIT
RMX250	93-99	CK6540A		CKG5013A			
RMZ250	04-06	CK6490A		CKG5021A		AK3005A	
RMZ250	2007	CK6491A		CKG5021A		AK3005A	
RMZ250	08-09	CK6492A		CKG5021A		AK3005A	
DR350	90-91	CK6493A	CKZ8091A	CKG5051A			
DR350	92-93	CK6494A	CKZ8092A	CKG5051A			
DR350	94-99	CK6496A	CKZ8093A	CKG5051A			
DR350SE	90-92	CK6539A	CKZ8094A	CKG5042A			
DR350SE	93-99	CK1857A	CKZ8095A	CKG5042A			
DRZ400E	00-03	CK6498A		CKG5037A	AK4009A	AK3006A	
DRZ400K	00-03	CK6498A		CKG5037A		AK3006A	
DRZ400S	00-16	CK6107A		CKG5006A	AR4008		
DRZ400S	2017	CK6107A		CKG5006A	AR4014		
DRZ400SM	05-16	CK6107A		CKG5006A	AR4008		
DRZ400SM	2017	CK6107A		CKG5006A	AR4014		
RMZ450	05-06	CK6466A		CKG5021A		AK3007A	
RMZ450	2007	CK6464A		CKG5021A		AK3007A	
DR650SE	92-93	CK6111A		CKG5042A			
DR650SE	94-95	CK6105A		CKG5042A			
DR650SE	96-17	CK1860A		CKG5042A			

YAMAHA ATV/UTV

MODEL	YEARS	CARBURETOR REBUILD KIT	EZ START CARBURETOR REBUILD KITS	FLOAT BOWL GASKET ONLY	AIR CUT OFF VALVE REBUILD KIT	ACCELERATOR PUMP REBUILD KIT	CHOKE PLUNGER KIT
YFM50 Raptor	04-08	CK1523A	CKZ8031A	CKG5055A			
YFM80 Badger	85-88	CK10134A					
YFM80 Badger	92-01	CK6245A	CKZ8034A	CKG5055A			
YFM80 Grizzly	05-08	CK6246A	CKZ8035A	CKG5055A			
YFM80 Raptor	02-08	CK6246A	CKZ8035A	CKG5055A			
YFM90 Raptor	09-13	CK6249A	CKZ8036A	CKG5080A			
YFM90 Raptor	16-18	CK6564A		CKG5008A			
YFM100 Champ	89-91	CK6245A	CKZ8034A	CKG5055A			
YFA125 Breeze	89-04	CK6377A		CKG5032A			SV1019A
YFM125 Grizzly	04-13	CK6251A	CKZ8037A	CKG5032A			SV1019A
YFM125 Raptor	11-13	CK6250A	CKZ8038A	CKG5006A			
YFS200 Blaster	88-06	CK6379A		CKG5033A			
YFM250 Moto-4	89-91	CK1586A	CKZ8039A	CKG5032A			SV1019A
YFB250 Timberwolf	92-00	CK1586A	CKZ8039A	CKG5032A			SV1019A
YFM250 Beartracker	99-04	CK1520A	CKZ8041A	CKG5002A	AR4013		
YFM250 Big Bear	07-09	CK6256A	CKZ8042A	CKG5006A	AR4007		SV1021A
YFM250B Bruin	05-06	CK1509A	CKZ8043A	CKG5006A			SV1021A
YFM 250 Raptor	08-13	CK1515A	CKZ8040A	CKG5006A	AR4008		
YFM300 Grizzly	12-13	CK10097A	CKZ8044A				
YFM350ER Moto-4	1987	CK6386A		CKG5056A	AR4015		
YFM350ER Moto-4	88-93	CK6261A		CKG5056A	AR4015		
YFM350ER Moto-4	94-95	CK6253A		CKG5056A	AR4015		
YFP350U Terra Pro	1988			CKG5056A			
YFM350FW Big Bear	87-96	CK6386A	CKZ8051A	CKG5056A	AR4015		
YFM350FW Big Bear	1997	CK6523A		CKG5002A	AR4015		
YFM350FW Big Bear	1998	CK6522A		CKG5002A	AR4015		
YFM350FW Big Bear	1999	CK6522A		CKG5002A	AR4013		
YFM350U Big Bear	96-98	CK6386A	CKZ8051A	CKG5056A	AR4015		
YFM350U Big Bear	1999	CK6522A		CKG5002A	AR4015		
YFM350 Grizzly IRS	07-11	CK1511A	CKZ8049A	CKG5006A	AR4007		SV1021A

All Balls carb rebuild kits continue on the next page.



INDEX

WIDE OPEN PARTS

TIRES & WHEELS

BRAKES

AIR, OIL & FUEL

BATTERY & ELECTRICAL

ENGINE

BEARINGS

BUSHINGS

DRIVELINE

AXLES

BELTS

CONTROLS

TOOLS & CHEMICALS

EXHAUST

ACCESSORIES

CARBURETOR REBUILD KITS



YAMAHA ATV/UTV

MODEL	YEARS	CARBURETOR REBUILD KIT	EZ START CARBURETOR REBUILD KITS	FLOAT BOWL GASKET ONLY	AIR CUT OFF VALVE REBUILD KIT	ACCELERATOR PUMP REBUILD KIT	CHOKE PLUNGER KIT
YFM350 Raptor	04-13	CK6263A	CKZ8046A	CKG5006A	AR4014		SV1021A
YFM350BA Bruin 2WD	04-06	CK1511A	CKZ8049A	CKG5006A	AR4007		SV1021A
YFM350FA Bruin 4WD	04-05	CK1511A	CKZ8049A	CKG5006A	AR4007		SV1021A
YFM350FA Bruin 4WD	2006	CK6262A	CKZ8050A	CKG5006A	AR4007		SV1021A
YFM350 Grizzly	07-14	CK6262A	CKZ8050A	CKG5006A	AR4007		SV1021A
YFM350 Warrior	87-92	CK6741A	CKZ8047A	CKG5056A	AR4013		
YFM350 Warrior	93-04	CK1531A	CKZ8048A	CKG5056A	AR4013		
YFM350 Wolverine	1995	CK6755A		CKG5056A	AR4015		
YFM350 Wolverine	96-98	CK1516A	CKZ8052A	CKG5002A	AR4016		
YFM350 Wolverine	99-05	CK1585A	CKZ8053A	CKG5002A	AR4016		
YFM350 Wolverine	06-09	CK6262A	CKZ8050A	CKG5006A	AR4007		SV1021A
YFZ350 Banshee	87-06	CK1501A		CKG5033A			
YFM400 Big Bear	00-06	CK1524A		CKG5006A	AR4007		SV1021A
YFM400 Big Bear IRS	07-12	CK1524A		CKG5006A	AR4007		SV1021A
YFM400 Grizzly IRS	07-08	CK6387A		CKG5006A	AR4017		SV1021A
YFM400 Kodiak 2WD	2000	CK6524A		CKG5006A	AR4007		SV1021A
YFM400 Kodiak 2WD	2001	CK6382A		CKG5006A	AR4007		SV1021A
YFM400 Kodiak 2WD	03-04	CK6380A		CKG5006A	AR4017		SV1021A
YFM400 Kodiak 4WD	93-95	CK6399A		CKG5056A	AR4015		
YFM400 Kodiak 4WD	96-97	CK1513A		CKG5056A	AR4015		
YFM400 Kodiak 4WD	1998	CK1513A		CKG5056A	AR4013		
YFM400 Kodiak 4WD	1999	CK6384A		CKG5002A	AR4013		
YFM400 Kodiak 4WD	2000	CK6524A		CKG5006A	AR4008		SV1021A
YFM400 Kodiak 4WD	01-02	CK6382A		CKG5006A	AR4007		SV1021A
YFM400 Kodiak 4WD	03-06	CK6380A		CKG5006A	AR4017		SV1021A
YXR450 Rhino	06-09	CK6508A		CKG5006A			
YFM450 Kodiak	03-06	CK1532A		CKG5006A	AR4017		SV1021A
YFM450 Grizzly EPS	11-14	CK1532A		CKG5006A	AR4017		SV1021A
YFM450 Grizzly IRS	07-14	CK1532A		CKG5006A	AR4017		SV1021A
YFM450 Wolverine	06-10	CK1532A		CKG5006A	AR4017		SV1021A
YFZ450	04-05	CK6453A		CKG5021A		AK3005A	
YFZ450	06-09	CK6454A		CKG5021A		AK3005A	
YFZ450	12-13	CK1316A		CKG5006A			
YFM600 Grizzly	98-00	CK6371A		CKG5042A	AK4045A		SV1021A
YFM600 Grizzly	2001	CK6375A		CKG5042A	AK4045A		SV1021A
YFM660 Grizzly	02-08	CK1522A		CKG5006A	AR4008		SV1021A
YFM660R Raptor	01-05	CK1540A		CKG5006A	AR4007		SV1021A
YXR660 Rhino	04-07	CK1518A		CKG5006A			

- INDEX
- WIDE OPEN PARTS
- TIRES & WHEELS
- BRAKES
- AIR, OIL & FUEL
- BATTERY & ELECTRICAL
- ENGINE
- BEARINGS
- BUSHINGS
- DRIVELINE
- AXLES
- BELTS
- CONTROLS
- TOOLS & CHEMICALS
- EXHAUST
- ACCESSORIES



ARE YOU REGISTERED @ JMATV.COM?

Place Orders » Check Inventory & Current Pricing

Save Time & Hassle — Register Today!

All Balls carb rebuild kits continue on the next page.



YAMAHA DIRTBIKE							
MODEL	YEARS	CARBURETOR REBUILD KIT	EZ START CARBURETOR REBUILD KITS	FLOAT BOWL GASKET ONLY	AIR CUT OFF VALVE REBUILD KIT	ACCELERATOR PUMP REBUILD KIT	CHOKE PLUNGER KIT
PW50	81-20	CK1861A		CKG5057A			SV1002A
TTR50	06-09	CK1862A	CKZ8000A	CKG5076A			SV1046A
TTR50	12-19	CK7030A	CKZ8001A	CKG5076A			SV1003A
YZ65	2018	CK10049A		CKG5016A			
BW80	86-90	CK1778A		CKG5058A			
PW80	83-06	CK1863A		CKG5058A			SV1004A
YZ80	86-92	CK6335A		CKG5033A			
YZ80	93-96	CK6308A		CKG5033A			
YZ80	97-01	CK1864A		CKG5033A			
YZ85	02-18	CK1865A		CKG5016A			
YZ85	2019	CK10066A		CKG5016A			
TTR90	00-05	CK6143A	CKZ8002A	CKG5059A			SV1006A
TTR90	06-07	CK6142A	CKZ8003A	CKG5059A			SV1006A
TTR90	2008	CK6142A	CKZ8003A	CKG5059A			
RT100	90-00	CK10067A		CKG5033A			
TTR110	08-20	CK6144A	CKZ8004A	CKG5059A			SV1006A
TTR125 Drum Brake	00-01	CK1868A	CKZ8005A	CKG5032A	AK4004A		SV1047A
TTR125 Drum Brake	02-03	CK1868A	CKZ8005A	CKG5032A	AK4004A		SV1007A
TTR125E Drum Brake	03-05	CK1868A	CKZ8005A	CKG5032A	AK4004A		SV1007A
TTR125E Drum Brake	06-07	CK1869A	CKZ8006A	CKG5032A	AK4004A		SV1007A
TTR125E Drum Brake	08-09	CK6309A	CKZ8007A	CKG5032A	AK4004A		SV1008A
TTR125L Disc Brake	00-01	CK1868A	CKZ8005A	CKG5032A	AK4004A		SV1047A
TTR125L Disc Brake	02-05	CK1868A	CKZ8005A	CKG5032A	AK4004A		SV1007A
TTR125L Disc Brake	06-07	CK1869A	CKZ8006A	CKG5032A	AK4004A		SV1007A
TTR125L Disc Brake	2008	CK6309A	CKZ8007A	CKG5032A	AK4004A		SV1008A
TTR125LE Disc Brake	03-05	CK1868A	CKZ8005A	CKG5032A	AK4004A		SV1007A
TTR125LE Disc Brake	06-07	CK1869A	CKZ8006A	CKG5032A	AK4004A		SV1007A
TTR125LE Disc Brake	08-19	CK6309A	CKZ8007A	CKG5032A	AK4004A		SV1008A
YZ125	1989	CK1780A		CKG5050A			
YZ125	1990	CK6538A		CKG5050A			
YZ125	1991	CK6537A		CKG5050A			
YZ125	92-93	CK6536A		CKG5050A			
YZ125	1994	CK6535A		CKG5050A			
YZ125	96-97	CK6534A		CKG5018A			
YZ125	1998	CK6533A		CKG5018A			
YZ125	99-00	CK6532A		CKG5019A			
YZ125	2001	CK6151A		CKG5019A			
YZ125	2002	CK6150A		CKG5019A			
YZ125	03-04	CK6148A		CKG5019A			
YZ125	05-11	CK6146A		CKG5019A			
YZ125	12-19	CK6145A		CKG5019A			
RT180	90-98	CK6313A		CKG5033A			
TW200	87-00	CK1873A					
TW200	01-20	CK1874A		CKG5060A			
TTR225	99-00	CK6153A	CKZ8008A	CKG5002A	AK4005A		SV1009A
TTR225	01-02	CK6155A	CKZ8009A	CKG5002A	AK4005A		SV1009A
TTR225	03-04	CK6153A	CKZ8008A	CKG5002A	AK4005A		SV1009A
XT225	92-96	CK6155A	CKZ8009A	CKG5002A			
XT225	97-00	CK6155A	CKZ8009A	CKG5002A			SV1009A
XT225	01-07	CK1875A	CKZ8010A	CKG5002A			SV1009A
TTR230	05-20	CK1876A	CKZ8011A	CKG5061A			
TTR250	99-06	CK6298A		CKG5062A		AK3012A	
WR250	1991	CK6579A		CKG5050A			
WR250	92-94	CK6297A		CKG5063A			
WR250	95-97	CK6296A		CKG5063A			
WR250F	2001	CK6303A		CKG5021A	AK4006A	AK3003A	
WR250F	2002	CK6302A		CKG5021A	AK4006A	AK3003A	

INDEX

WIDE OPEN PARTS

TIRES & WHEELS

BRAKES

AIR, OIL & FUEL

BATTERY & ELECTRICAL

ENGINE

BEARINGS

BUSHINGS

DRIVELINE

AXLES

BELTS

CONTROLS

TOOLS & CHEMICALS

EXHAUST

ACCESSORIES

All Balls carb rebuild kits continue on the next page.



CARBURETOR REBUILD KITS



YAMAHA DIRTBIKE

MODEL	YEARS	CARBURETOR REBUILD KIT	EZ START CARBURETOR REBUILD KITS	FLOAT BOWL GASKET ONLY	AIR CUT OFF VALVE REBUILD KIT	ACCELERATOR PUMP REBUILD KIT	CHOKE PLUNGER KIT
WR250F	2003	CK6301A		CKG5021A	AK4006A	AK3003A	
WR250F	2004	CK6300A		CKG5021A	AK4006A	AK3003A	
WR250F	2005	CK6299A		CKG5021A	AK4006A	AK3003A	
WR250F	2006			CKG5021A	AK4006A	AK3003A	
WR250F	07-13	CK6294A		CKG5021A	AK4006A	AK3003A	
WR250F	2014			CKG5021A		AK3005A	
XT250	08-12	CK1878A		CKG5060A			SV1010A
YZ250	1987	CK10080A					
YZ250	1988	CK10079A					
YZ250	1989	CK10078A					
YZ250	1990	CK6578A		CKG5050A			
YZ250	1991	CK6531A		CKG5050A			
YZ250	92-94	CK6530A		CKG5050A			
YZ250	1995	CK1745A		CKG5013A			
YZ250	1996	CK6528A		CKG5013A			
YZ250	1997	CK6291A		CKG5013A			
YZ250	1998	CK1782A		CKG5013A			
YZ250	1999	CK1783A		CKG5036A			
YZ250	2000	CK6280A		CKG5036A			
YZ250	01-19	CK6205A		CKG5036A			
YZ250F	01-02	CK6287A		CKG5021A		AK3003A	
YZ250F	2003	CK6285A		CKG5021A		AK3003A	
YZ250F	2004	CK6282A		CKG5021A		AK3003A	
YZ250F	05-07	CK6278A		CKG5021A		AK3003A	
YZ250F	08-09	CK6275A		CKG5021A		AK3003A	
YZ250F	10-11	CK6274A		CKG5021A		AK3003A	
YZ250F	12-13	CK6273A		CKG5021A		AK3003A	
YZ250X	16-19	CK6205A		CKG5036A			
XT350	85-00	CK10068A		CKG5064A			
WR400F	98-99	CK6324A		CKG5037A		AK3004A	
WR400F	2000	CK6323A		CKG5021A		AK3004A	
YZ400F	98-99	CK6443A		CKG5037A		AK3004A	
WR426F	01-02	CK6441A		CKG5021A		AK3004A	
YZ426F	00-02	CK6439A		CKG5021A		AK3004A	
WR450F	2003	CK6269A		CKG5021A	AK4006A	AK3005A	
WR450F	2004	CK6268A		CKG5021A	AK4006A	AK3005A	
WR450F	05-06	CK1886A		CKG5021A	AK4006A	AK3005A	
WR450F	07-11	CK6266A		CKG5021A	AK4006A	AK3005A	
YZ450F	03-04	CK1888A		CKG5021A		AK3005A	
YZ450F	05-06	CK6271A		CKG5021A		AK3005A	
YZ450F	07-09	CK6270A		CKG5021A		AK3005A	
YZ490	87-90	CK6527A		CKG5063A			

Carburetor Rebuild Kits by Shindy

Each kit has 14 to 16 parts consisting of needles, jets, O-rings, etc. These kits are great for rebuilding your carb for stock performance.



CK1334



CK1343



CK1520



CK1584

ARCTIC CAT ATV

MODEL	YEAR	PART #
90/DVX 2x4	08-10	CK1251
250 2X4/4X4	02-05	CK1252
250/DVX 2X4	06-07	CK1253
300 2X4/4X4	01-05	CK1254
400 2X4/4X4	04-06	CK1255
400 DVX 2X4	06-08	CK1256
500 4X4 Auto	05-07	CK1257
650 H1 4X4	05-06	CK1258

CAN-AM

MODEL	YEAR	PART #
200 Rally	05-07	CK1471
400 Outlander	03-07	CK1472
500 Quest	02-04	CK1473
500 Traxter	01-05	CK1474
DS650	02-07	CK1475

HONDA ATV

MODEL	YEAR	PART #
ATC70	78-85	CK1312
TRX70	85-87	CK1332
ATC90	72-78	CK1313 2
TRX90	93-98	CK1385
TRX90	99-06	CK1302
TRX90EX/X	07-12	CK1356
TRX90X	13-21	CK1358
ATC110	79-83	CK1314
ATC110	84-85	CK1310
ATC125M	84-85	CK1319 1
ATC125M	86-87	CK1340
TRX125	85-86	CK1320

HONDA ATV

MODEL	YEAR	PART #
TRX125	87-88	CK1340
ATC185	80-82	CK1315
ATC185S	83	CK1316
ATC200	81-82	CK1315
ATC200	83	CK1316
ATC200S	84	CK1316
ATC200S	84-86	CK1331
ATC200X	83-85	CK1396
ATC200X	86-87	CK1321
ATC200E Big Red	82-83	CK1300
ATC200ES	84	CK1300
ATC200M	84-85	CK1300
TRX200	84	CK1326
TRX200SX	1986	CK1357
TRX200SX	87-88	CK1328
TRX200 L/D	90-91	CK1327
TRX200D	92-93	CK1339
TRX200D	94-96	CK1325
ATC250ES Big Red/SX	85	CK1397
ATC250ES Big Red/SX	86-87	CK1399
ATC250R	81-82	CK1317
ATC250R	83-84	CK1318
ATC250R	85	CK1323
TRX250R	86-87	CK1337
TRX250R	88	CK1338
TRX250	85	CK1329

- KEY**
- 1 Slow Jet excluded
 - 2 Needle Jet excluded
 - 3 Comes with two kits, one for each carb

INDEX

WIDE OPEN PARTS

TIRES & WHEELS

BRAKES

AIR, OIL & FUEL

BATTERY & ELECTRICAL

ENGINE

BEARINGS

BUSHINGS

DRIVELINE

AXLES

BELTS

CONTROLS

TOOLS & CHEMICALS

EXHAUST

ACCESSORIES

Shindy carb rebuild kits continue on the next page.

CARBURETOR REBUILD KITS



HONDA ATV

MODEL	YEAR	PART #
TRX250	86-87	CK1322
TRX250EX	01-05	CK1372
TRX250EX	06-09	CK1373
TRX250X	87-88, 91-92	CK1333
TRX250 Recon	97-04	CK1372
TRX250 Recon	05-20	CK1374
TRX300EX	93-08	CK1330
TRX300 Fourtrax	88-90	CK1334
TRX300 Fourtrax	91-92	CK1335 1
TRX300 Fourtrax	93-00	CK1336 2
TRX350 Rancher	00-03	CK1344
TRX350 Rancher	04-06	CK1345
ATC350X	85-86	CK1398
TRX350/D	86-88	CK1395
TRX400 Foreman	95-98	CK1301
TRX400 Rancher	04-07	CK1389
TRX400EX	99-04	CK1383
TRX400EX	05-14	CK1390
TRX450R	04-05	CK1382
TRX450R/ER	06-14	CK1311
TRX450 Foreman	98-04	CK1384
TRX500 Foreman	05-11	CK1381
TRX500 Rubicon	01-04	CK1380
TRX500 Rubicon	05-14	CK1379
TRX650 Rincon	03-05	CK1392

HONDA DIRTBIKE

MODEL	YEAR	PART #
CRF50F	04-05	CK1800
CRF50F	06-16	CK1801
XR50R	00-03	CK1800
Z50R	88-99	CK1800
CRF70F	04-05	CK1802
XR70R	97-03	CK1802
CRF70F	06-12	CK1803
CR80R	96-02	CK1804
CR85R	03-04	CK1804
CRF80F	04-05	CK1805
XR80R	87-03	CK1805
CRF80F	06-12	CK1806
CR85R	05-07	CK1807
CRF100F	04-05	CK1808
XR100R	85-00	CK1890
XR100R	01-03	CK1808
CRF100F	06-12	CK1809
CR125R	96-98	CK1891
CR125R	00-01	CK1810
CR125R	02-03	CK1811
CR125R	04-07	CK1812
CRF125F	14-16	CK1892
CRF150F	03-05	CK1813
CRF150F	06-16	CK1814
CRF150R	07-09	CK1893
XR200R	86-97	CK1815
XR200R	98-02	CK1816
CRF230F	03-05	CK1817
CRF230F	06-16	CK1818
CRF230L	08-09	CK1819

HONDA DIRTBIKE

MODEL	YEAR	PART #
CR250R	97-98	CK1894
CR250R	99-00	CK1820
CR250R	01-03	CK1821
CR250R	04-07	CK1822
CRF250R	2004	CK1823
CRF250R	2005	CK1824
CRF250R	2006	CK1895
CRF250R	07-08	CK1825
CRF250X	04-06	CK1826
XR250L	91-96	CK1896
XR250R	86-95	CK1827
XR250R	96-04	CK1828
XR400R	96-97	CK1897
XR400R	98-04	CK1829
CRF450R	02-04	CK1830
CRF450R	05-06	CK1831
CRF450R	07-08	CK1832
CRF450X	05-06	CK1833
CRF450X	07-09	CK1834
CR500R	91-01	CK1898
XR600R	92-00	CK1899
XR650R	00-06	CK1835
XR650L	93-12	CK1836

KAWASAKI ATV

MODEL	YEAR	PART #
KSF50	03-06	CK1620
KFX80	03-06	CK1604
KSF90	07-09	CK1624
KLF220A Bayou	88-02	CK1678
KLF250 Bayou	03-06	CK1626
KLF250 Bayou	07-11	CK1621
KSF250 Mojave	87-04	CK1638
KEF300 Lakota	95-03	CK1639
KLF300 Bayou	86-88	CK1642
KLF300 Bayou	89-04	CK1603
KLF300 Bayou 4x4	89-04	CK1614
KVF300 Brute Force	12-16	CK1622
KVF300 Prairie	99-02	CK1625
KVF360 Prairie	03-09	CK1627
KLF400 Bayou	93-95	CK1641
KLF400 Bayou	96-99	CK1640
KFX400	03-06	CK1655
KVF400 Prairie	99-02	CK1630
KVF650 Prairie/Brute Force SRA	02-09	CK1628 3
KSV/KFX700	04-09	CK1633 3
KVF750 Brute Force	05-07	CK1636 3

KEY

- 1 Slow Jet excluded
- 2 Needle Jet excluded
- 3 Comes with two kits, one for each carb

Shindy carb rebuild kits continue on the next page.



KAWASAKI DIRTBIKE

MODEL	YEAR	PART #
KX65	00-01	CK1900
KX65	02-09	CK1837
KX85	01-13	CK1838
KX100	01-13	CK1901
KLX110	02-05	CK1902
KLX110	06-09	CK1839
KX125	01-02	CK1840
KX125	03-05	CK1841
KDX200	95-06	CK1903
KDX220R	97-05	CK1904
KLX250S/SF	09-12	CK1842
KX250	99-07	CK1843
KX250F	04-08	CK1844
KLX300R	97-07	CK1905
KX450F	06-08	CK1845
KX500	97-03	CK1906
KLR650	87-07	CK1846
KLR650	08-11	CK1847

KTM DIRTBIKE

MODEL	YEAR	PART #
250SX-F	05-10	CK1848
250SXS-F	06-08	CK1848
250XC-F	07-09	CK1848
250XCF-W	06-11	CK1848
450EXC-G	2006	CK1849
400XC-W	07-10	CK1849
450EXC/EXC-G	06-11	CK1849
450EXC-R	200/	CK1849
450SMR	06-09	CK1849
450SMR	20012	CK1849
450SX/SX-F	06-12	CK1849
450SXS-F	07-08	CK1849
450XC/XC-F	07-09	CK1849
450XC-G/XC-W	06-11	CK1849
450XCR-W	2008	CK1849
505SX-F	2008	CK1849
505XC-F	08-09	CK1849
525EXC/EXC-G	06-07	CK1849
525SX	2006	CK1849
525XC/XC-W	2007	CK1849
530EXC/EXC-R	08-11	CK1849
530XC-W	09-11	CK1849
530XCR-W	2008	CK1849
540SXS	2006	CK1849
250XC/XC-W	06-14	CK1850
300XC-W	06-07	CK1850
300XC-W	11-14	CK1850
400EXC	04-05	CK1851
450EXC-G	03-05	CK1851
450MXC-G	03-05	CK1851
525EXC-G	03-05	CK1851
525MXC-G	03-05	CK1851
450SX/SXS	03-05	CK1852
525SMR	2005	CK1852
525SX	03-05	CK1852
540SXS	03-05	CK1852

KEY

- 1 Slow Jet excluded
- 2 Needle Jet excluded
- 3 Comes with two kits, one for each carb

POLARIS ATV

MODEL	YEAR	PART #
50 Outlaw	08-13	CK1722
50 Outlaw	10-11	CK1723
50 Predator	05-06	CK1721
50 Predator	2007	CK1722
90 Outlaw	07-08	CK1725
90 Outlaw	09-14	CK1723
90 Predator	05-06	CK1724
90 Sportsman	05-06	CK1724
90 Sportsman	2008	CK1725
90 Sportsman	09-14	CK1723
170 RZR	09-14	CK1710
200 Phoenix	05-14	CK1709
250 Trail Blazer	90-95	CK1700
250 Trail Blazer	96-00	CK1704
250 Trail Boss	89-93	CK1700
300 2x4, 4x4	94-95	CK1701
300 Hawkeye	06-09	CK1731
300 Sportsman	08-10	CK1731
300 Xplorer	96-99	CK1701
300 Xplorer	2000	CK1704
300 Xpress	96-99	CK1701
325 Trail Boss	89-99	CK1700
325 Trail Boss	00-02	CK1726
325 Magnum	00-02	CK1726
330 Magnum	03-05	CK1712
330 Trail Blazer	08-13	CK1712
330 Trail Boss	03-13	CK1712
335 Sportsman	99-00	CK1727
350L Trail Boss	92-93	CK1702
400L 2x4, 4x4	1994	CK1703
400 Ranger	10-14	CK1729
400 Sportsman	1993	CK1702
400 Sportsman	94-95	CK1703
400 Sportsman	01-02	CK1714
400 Sportsman	03-05	CK1715
400 Sportsman HO	08-14	CK1716
400 Scrambler 4x4	97-02	CK1705
400 Scrambler 2x4	00-02	CK1705
400 Sport	94-95	CK1703
400 Xplorer	1995	CK1703
400 Xplorer	97-02	CK1706
450 Sportsman	06-07	CK1716
500 Sportsman	97-98	CK1732
500 Sportsman	99-00	CK1718
500 Sportsman	01-02	CK1707
500 Sportsman	03-05	CK1713
500 Predator	03-07	CK1720
500 Ranger	04-09	CK1728
500 Scrambler 2x4	01-02	CK1707
500 Scrambler 4x4	98-02	CK1707
500 Scrambler 4x4	03-09	CK1713
500 Scrambler 4x4	10-12	CK1717
500 Scrambler HO	01-13	CK1713
525 Outlaw	07-11	CK1733
600 Sportsman	03-04	CK1734
700 Sportsman	02-06	CK1719

INDEX

WIDE OPEN PARTS

TIRES & WHEELS

BRAKES

AIR, OIL & FUEL

BATTERY & ELECTRICAL

ENGINE

BEARINGS

BUSHINGS

DRIVELINE

AXLES

BELTS

CONTROLS

TOOLS & CHEMICALS

EXHAUST

ACCESSORIES



Shindy carb rebuild kits continue on the next page.



SUZUKI ATV

MODEL	YEAR	PART #
LTA50	02-05	CK1420
LTZ50	06-09	CK1424
LT80	87-06	CK1410
LTZ90	07-09	CK1411
ALT/LT125	83-87	CK1405
LTF160	89-00	CK1402
LT185	84-87	CK1426
LT230GE	85-86	CK1403
LTF230	86-87	CK1403
LT230E	89-93	CK1407
LT230 Sport	85-88	CK1406
LT250R	85-86	CK1437
LT250R	88-92	CK1438
LT4WD/LTF250	87-89	CK1408
LT4WD/LTF250	90-96	CK1409
LTF250	00-01	CK1433
LTF250	03-09	CK1434
LTF250F	99-02	CK1425
LTZ250	04-09	CK1417
LTF4WDX 300 King Quad	91-98	CK1404
LT300F	00-02	CK1418
LTZ400	03-08	CK1419
LTA/F 400F Eiger	03-07	CK1431
LTA/F 400 King Quad	08-09	CK1427
LT500F Quadrunner	98-02	CK1430
LTA/F500 Vinson	03-07	CK1432

SUZUKI DIRTBIKE

MODEL	YEAR	PART #
RM85	02-08	CK1850
DR-Z125/125L	03-09	CK1851
RM125	01-06	CK1852
DR200SE	96-09	CK1853
DRZ250	01-05	CK1907
RM250	01-06	CK1854
RM-Z250	05-06	CK1855
RM-Z250	07-09	CK1856
DR350SE	90-99	CK1857
DRZ400/E	00-07	CK1908
DR-Z400S	00-16	CK1858
RM-Z450	05-07	CK1859
DR650SE	96-16	CK1860

YAMAHA ATV

MODEL	YEAR	PART #
YFM50/R	04-08	CK1523
YFM80 Badger, Moto 4, Raptor	92-08	CK1505
YFM90R Raptor	09-13	CK1504
YFA-1 Breeze	89-04	CK1519
YFM125	04-06	CK1519
YFM125 Grizzly	07-13	CK1529
YFM125 Raptor	11-13	CK1535
YFM200 Moto 4	86-89	CK1545
YFS200 Blaster	88-06	CK1502
YFM250 Moto 4	89-91	CK1503
YFM250 Timberwolf	92-98	CK1586
YFM250 BearTracker	99-04	CK1520
YFM250 Bruin	05-09	CK1509
YFM250 Raptor	08-12	CK1515
YFM350 Moto 4	89-93	CK1584
YFM350 Big Bear	89-97	CK1584
YFM350 Big Bear	98-99	CK1599
YFM350X Warrior	88-04	CK1585
YFM350 Raptor	04-12	CK1510
YFM350 Wolverine	96-05	CK1516
YFM 350 Wolverine	06-09	CK1531
YFM350 Bruin	04-11	CK1511
YFZ350 Banshee	88-06	CK1501
YFM400 Big Bear	00-12	CK1524
YFM400 Kodiak	93-95	CK1584
YFM400 Kodiak	96-98	CK1513
YFM400 Kodiak	00-06	CK1525
YFM450 Kodiak	03-04	CK1521
YFM450 Grizzly	07-12	CK1532
YFM450 Wolverine	2006	CK1521
YFM450 Wolverine	07-10	CK1532
YXR450 Rhino	06-09	CK1517
YFZ450	04-09	CK1508
YFM600 Grizzly	98-01	CK1530
YFM660 Grizzly	02-05	CK1522
YFM660 Grizzly	06-08	CK1527
YFM660 Raptor	01-05	CK1540 3
YXR660 Rhino	04-07	CK1518

KEY

- 1 Slow Jet excluded
- 2 Needle Jet excluded
- 3 Comes with two kits, one for each carb

HAVE QUESTIONS?
WE ARE HERE TO HELP!
 Call Today & Speak To One Of
 Our Knowledgeable Sales Reps
 TOLL FREE **800-367-9603**

Shindy carb rebuild kits continue on the next page.



YAMAHA DIRTBIKE

MODEL	YEAR	PART #
PW50	85-06	CK1861
PW50	08-15	CK1909
TT-R50	06-09	CK1862
TT-R50	12-15	CK1910
PW80	91-06	CK1863
YZ80	97-01	CK1864
YZ85	02-05	CK1865
YZ85	06-16	CK1866
TT-R90	00-05	CK1867
TT-R90	06-07	CK1911
TT-R125	00-05	CK1868
TT-R125/L	06-07	CK1869
TT-R125/E/L/LE	08-15	CK1912
YZ125	99-00	CK1870
YZ125	2001	CK1913
YZ125	02-04	CK1871
YZ125	05-08	CK1872
TW200	87-00	CK1873
TW200	01-16	CK1874
TT-R225	00-04	CK1914
XT225	92-07	CK1875
TT-R230	05-15	CK1876
WR250F	03-04	CK1915
WR250F	05-09	CK1877
XT250	08-10	CK1878
YZ250	00-01	CK1879
YZ250	02-06	CK1880
YZ250	07-16	CK1881
YZ250F	01-02	CK1882
YZ250F	03-06	CK1883
YZ250F	07-08	CK1884
YZ400F	98-99	CK1916
YZ426F	00-02	CK1885
WR450F	2003	CK1917
WR450F	04-06	CK1886
WR450F	07-09	CK1887
YF450F	03-04	CK1888
YZ450F	05-09	CK1889

Float Bowl Screws



Replace old screws from your carburetor with these hex head screws. These screws prevent damage from loosening and tightening. Made with stainless steel to avoid rusting. The attached spring washer makes for convenient changing and ease of use. Two lengths available. Each part number is sold as a set of four (4).

Part #CKS42 M4x12mm

Part #CKS46 M4x16mm

INDEX

WIDE OPEN PARTS

TIRES & WHEELS

BRAKES

AIR, OIL & FUEL

BATTERY & ELECTRICAL

ENGINE

BEARINGS

BUSHINGS

DRIVELINE

AXLES

BELTS

CONTROLS

TOOLS & CHEMICALS

EXHAUST

ACCESSORIES



» ALL-NEW & UPDATED FOR 2021 »

Tire & Wheel Quick Reference — AVAILABLE ON JMATV.COM



Dynojet Jet Kits

Designed for ATV's with a stock engine using the stock airbox, air filter, and stock or aftermarket pipe.

Stage 1 kits are fully adjustable to allow the use of well-designed aftermarket pipes and K&N stock replacement air filters

Stage 1 kits are designed to improve throttle response and driveability - in most cases; power increases of approximately 5% throughout the entire power range can be achieved.



ARCTIC CAT				
MODEL	YEAR	STAGE	PART #	
250	99-00	1	Q601	
250 2X4	01-05	1	Q610	
250 4X4	01-05	1	Q611	
250 2X4 Auto	06-08	1	Q630	
DVX250	06-08	1	Q631	
300 2X4	99-00	1	Q602	
300 4X4	99-00	1	Q603	
300 2X4	01-03	1	Q612	
300 4X4	01-05	1	Q613	
366 4X4 Auto	08	1	Q632	
375 2X4 Auto	02	1	Q616	
375 4X4 Auto	02	1	Q617	
400 2X4	99-01	1	Q604	
400 4X4	99-01	1	Q605	
400 2X4	02	1	Q614	
400 4X4	02	1	Q615	
400i 2X4	02	1	Q618	
400i 4X4	02	1	Q619	
400i 2X4 & 4X4 Auto	03-09	1	Q622	
400 2X4 & 4X4 Standard	03-07	1	Q623	
400 DVX	04	1,2	Q627	
400 DVX	05-08	1,2	Q628	
454 2X4 & 4X4	98-99	1	Q606	
500 Standard	99-00	1	Q607	
500 Standard	01-02	1	Q609	
500 Auto	00-02	1	Q608	
500i 4x4 Standard	02	1	Q620	
500i 4x4 Standard	03-09	1	Q625	
500i 4x4 Auto	03-09	1	Q621	
650 H1 Auto	05-08	1	Q629	
650 V-2	04-05	1	Q626	

CAN-AM				
MODEL	YEAR	STAGE	PART #	
200 Rally	04-07	1	Q713	
DS250	06-12	1,2	Q714	
400 Outlander HO	04-08	1	Q711	
400 Outlander Max HO	04-08	1	Q710	
500 Traxter	99-05	1	Q701	
500 Traxter XT	99-03	1	Q703	
500 Traxter XL	99-05	1	Q704	
650 Quest	02-05	1	Q705	
650 Quest XT	02-03	1	Q706	
DS650	00-07	1,3	Q702	

HONDA				
MODEL	YEAR	STAGE	PART #	
TRX200 D	91-97	1	Q102	
TRX250 Recon	97-20	1	Q105	
TRX250 EX	01-05	1,2	Q110	
TRX250 EX	06-08	1,2	Q117	
TRX250X	09-12	1,2	Q119	
TRX300/FW Fourtrax	92-02	1	Q103	
TRX300EX	92-08	1,2	Q101	
TRX300X	09-10	1,2	Q120	
TRX350 Rancher	00-05	1	Q108	
TRX400 Foreman	96-03	1	Q104	
TRX400EX	99-08	1,2	Q107	
TRX400X	09-12	1,2	Q121	
TRX400 Rancher	04-06	1	Q114	
TRX450 Foreman	98-04	1	Q106	
TRX450R	04-05	1,2	Q113	
TRX450R	06-14	2	Q118	
TRX500 Foreman	05-11	1	Q115	
TRX500 Rubicon	00-05	1	Q109	
TRX500 Rubicon	06-14	1	Q116	
TRX650 Rincon	03-05	1	Q112	

Carb jet kits continue on the next page.



» Power Commander V by Dynojet

On select models, gain control over fuel delivery AND timing with the NEW Power Commander V with fuel and ignition control by Dynojet. The best of both worlds, now you can realize all the benefit of the Power Commander V and the Ignition Module 5 wrapped in a single enclosure. This Dynojet Power Commander V is also available for select twin cylinder engines.

FIND THE POWER COMMANDER V IN THE EXHAUST SECTION

- INDEX
- WIDE OPEN PARTS
- TIRES & WHEELS
- BRAKES
- AIR, OIL & FUEL
- BATTERY & ELECTRICAL
- ENGINE
- BEARINGS
- BUSHINGS
- DRIVELINE
- AXLES
- BELTS
- CONTROLS
- TOOLS & CHEMICALS
- EXHAUST
- ACCESSORIES



KAWASAKI			
MODEL	YEAR	STAGE	PART #
KFX90	07-15	1	Q223
KLF220 Bayou	91-02	1	Q204
KLF250 Mojave	87-04	1	Q201
KLF250 Bayou	02-11	1	Q212
KEF300 Lakota	95-04	1	Q202
KLF300 Bayou	91-04	1	Q203
KLF300 FW Bayou 4x4	91-04	1	Q205
KVF300 Prairie	99-02	1	Q208
KVF300 Brute Force	12-20	1	Q222
KVF360 Prairie	02-12	1	Q211
KLF400 Bayou	93-99	1	Q206
KVF400 Prairie	97-98	1	Q207
KVF400 Prairie	99-01	1	Q209
KFX400	03-04	1,2	Q213
KFX400	05-06	1,2	Q218
KVF650 Prairie	02	1	Q210
KVF650 Prairie	03	1	Q215
KVF650 Brute Force	05-13	1	Q219
KVF650i Brute Force	06-13	1	Q220
KVF700 Prairie	04-06	1	Q216
KFX700 V Force	03-09	1	Q214
KVF750 Brute Force	05-07	1	Q217
KRT750 Teryx	08	1	Q221

POLARIS			
MODEL	YEAR	STAGE	PART #
90 Outlaw	09-14	1	Q536
170 RZR	10-14	1	Q537
200 Sawtooth	06-08	1	Q520
200 Phoenix	05-06	1	Q521
200 Phoenix	07-19	1	Q526
300 Hawkeye	06-12	1	Q522
300 Sportsman	08-10	1	Q528
325 Trail Boss	00-01	1	Q509
325 Magnum	00-02	1	Q511
330 Trail Boss	03-09	1	Q516
330 Trail Boss	10-12	1	Q534
330 Trail Blazer	08-09	1	Q527
330 Trail Blazer	10-13	1	Q535
330 Magnum	03-06	1	Q517
335 Sportsman	99-01	1	Q507
400 Sportsman	01-05	1	Q514
400 Sportsman H.O.	08-14	1	Q529
400 Ranger	10-14	1	Q532
425 Xpedition	99-02	1	Q508
450 Sportsman	06-07	1	Q524
450 Outlaw MXR	08-10	1,2	Q530
500 Sportsman	98	1	Q503
500 Sportsman	99-00	1	Q505
500 Sportsman H.O.	01-06	1	Q513
500 Sportsman H.O.	08-13	1	Q531
500 Scrambler H.O.	98-09	1	Q504
500 Scrambler H.O.	10-12	1	Q533
500 Magnum	99-02	1	Q506
500 Predator	03-07	1,3	Q518
500 Outlaw	06-07	1,2,3	Q523
525 Outlaw IRS/S	07-11	1,2	Q525
600 Sportsman	03-05	1	Q519
700 Sportsman	02-06	1	Q515

KTM			
MODEL	YEAR	STAGE	PART #
450XC	08	1,2	Q901
525XC	08	1,2	Q902

SUZUKI			
MODEL	YEAR	STAGE	PART #
LT160	91-01	2	Q301
LT-Z250	03-10	1,2	Q314
LT/F250 Quadrunner	88-99	1,2	Q303
LT/F250 Quadrunner	00-02	1	Q308
LT250 Ozark	02-12	2	Q313
LTF300 KingQuad	92-99	1,2	Q304
LTF300 KingQuad	00-02	1	Q307
LTA400 Eiger Auto	02-07	1	Q309
LTF400 Eiger	02-07	1	Q310
LTF400 KingQuad	08-10	1	Q317
LTA400 KingQuad Auto	08-09	1	Q318
LTZ400 QuadSport	03-04	1,2	Q312
LTZ400 QuadSport	05-08	1,2	Q316
LTF500 Vinson	02-07	1	Q311
LTF500 Quadrunner	98-02	1	Q305
LTA500 Quadmaster	00-01	1	Q306
LTF700 Twin Peaks	04-05	1	Q315

YAMAHA			
MODEL	YEAR	STAGE	PART #
YSF200 Blaster	88-06	1,2	Q419
YFM250 Bear Tracker	99-04	1	Q409
YFB250 Timberwolf	92-01	1	Q401
YFM250 Bruin	05-06	1	Q424
YFM250 Big Bear	07-09	1	Q428
YFM250 Raptor	08-13	1,2	Q435
YFM350 FW Wolverine	94-95	1	Q402
YFM350 FW Wolverine	96-05	1	Q403
YFM350 Wolverine	06-09	1	Q429
YFM350 FW Big Bear	87-97	1	Q404
YFM350 FW Big Bear	99	1	Q411
YFM350 Warrior	93-04	1,2	Q406
YZF350 Banshee	87-06	2	Q400
YZF350 Banshee	87-06	3	Q4320
YFM350 Bruin	04-06	1	Q422
YFM350 Raptor	04-12	1,2	Q423
YFM350 Grizzly	07-11	1	Q430
YFM350 Grizzly IRS	07-14	1	Q431
YFM400 FW Kodiak	93-98	1	Q405
YFM400 Kodiak Auto	00-06	1	Q412
YFM400 Big Bear	00-06	1	Q413
YFM400 Big Bear IRS	07-12	1	Q432
YFM400 Grizzly Auto	07-14	1	Q433
YFM450 Wolverine	06-10	1	Q426
YFM450 Kodiak Auto	03-06	1	Q420
YFM450 Grizzly Auto	07-14	1	Q434
YFZ450	04-05	1,2	Q421
YFZ450	06-09	1,2	Q427
YFZ450	12	1	Q438
YXR450 Rhino	06-09	1	Q436
YFM600 Grizzly	98-01	1	Q407
YFM660 Grizzly	02-08	1	Q415
YXR660 Rhino	04-07	1	Q425
YFM660 Raptor	01-05	2	Q414

INDEX

WIDE OPEN PARTS

TIRES & WHEELS

BRAKES

AIR, OIL & FUEL

BATTERY & ELECTRICAL

ENGINE

BEARINGS

BUSHINGS

DRIVELINE

AXLES

BELTS

CONTROLS

TOOLS & CHEMICALS

EXHAUST

ACCESSORIES



CARBURETOR INTAKE MANIFOLDS

Carburetor Intake Manifolds




IM2500



IM2510



IM3500



IM350X



IM351



IM355



IM400



IM600

HONDA

MODEL	YEAR	PART #
TRX350 Rancher	00-06	IM355
TRX450 Foreman	98-04	IM455

YAMAHA

MODEL	YEAR	PART #
YFM225 Moto-4	86-88	IM250
YTM225 DX Tri-Moto	83-85	IM250
YTM225 DR Tri-Moto	85-86	IM250
YFB250 Timberwolf	92-98	IM250
YFB250 Timberwolf 4x4	99-00	IM250
YFM250 Bear Tracker	99-04	IM2510
YFM250 W/A/B Moto-4	89-91	IM250
YFM350FX Warrior	87-04	IM350X

YAMAHA

MODEL	YEAR	PART #
YFM350ER Moto-4	87-95	IM3500
YFM350 Big Bear	87-97	IM3500
YFM350U Big Bear	97-98	IM3500
YFM350 Bruin	04-06	IM352
YFM350 Grizzly	07-14	IM352
YFM400 Kodiak	93-98	IM3500
YFM400 Big Bear	00-12	IM400
YFM350X Wolverine	1995	IM350X
YFM350X Wolverine	96-05	IM351
YFM350X Wolverine	06-09	IM352
YFM600 Grizzly	98-01	IM600*

KEY ** Manifold and air intake boot combo

INDEX

WIDE OPEN PARTS

TIRES & WHEELS

BRAKES

AIR, OIL & FUEL

BATTERY & ELECTRICAL

ENGINE

BEARINGS

BUSHINGS

DRIVELINE

AXLES

BELTS

CONTROLS

TOOLS & CHEMICALS

EXHAUST

ACCESSORIES

Primer Pumps




HONDA

MODEL	YEAR	PART #
TRX300 Fourtrax	88-00	PS345W
TRX350 Rancher	00-06	PS345W
TRX400 Rancher	04-07	PS345W
TRX400 Foreman	95-03	PS345W
TRX450 Foreman	98-04	PS345W
TRX500 Foreman	05-11	PS345W
TRX500 Rubicon	01-14	PS345W
TRX650 Rincon	03-05	PS345W

KAWASAKI

MODEL	YEAR	PART #
KLF400 Bayou	93-99	PS345W
KVF400 Prairie	97-02	PS345W
KVF360 Prairie	03-12	PS345W

Choke Levers



HONDA

MODEL	YEAR	PART #
TRX300 Fourtrax	89-97	CL300
TRX300 Fourtrax	98-00	CL450
TRX450 Foreman	98-04	CL450



INDEX

WIDE OPEN PARTS

TIRES & WHEELS

BRAKES

AIR, OIL & FUEL

BATTERY & ELECTRICAL

ENGINE

BEARINGS

BUSHINGS

DRIVELINE

AXLES

BELTS

CONTROLS

TOOLS & CHEMICALS

EXHAUST

ACCESSORIES



Choke Sets



HONDA

MODEL	YEAR	PART #
ATC250ES	1985	SV1015A
ATC250ES	86-87	SV1014A
ATC250SX	1985	SV1015A
ATC250SX	86-87	SV1014A
TRX250 Fourtrax	1985	SV1015A
TRX250 Fourtrax	86-87	SV1014A
TRX300 Fourtrax	88-90	SV1015A
TRX300 Fourtrax	91-93	SV1015A
TRX300 Fourtrax	94-00	SV354W
TRX350	86-87	SV1017A
TRX350D	87-89	SV1017A
TRX350 Rancher	00-06	SV354W
TRX400 Rancher	04-07	SV1018A
TRX400 Foreman	95-03	SV354W
TRX450 Foreman	98-04	SV354W
TRX500 Foreman	05-11	SV1018A
TRX500 Rubicon	01-14	SV1018A



SV354W

KAWASAKI ATV

MODEL	YEAR	PART #
KLF220 Bayou	90-02	SV1028A
KFX250 Mojave	89-02	SV1029A
KFX250 Mojave	03-04	SV1029A
KLF250 Bayou	03-11	SV1028A
KEF300 Lakota	95-03	SV1029A
KLF300A Bayou	86-87	SV1012A
KLF300B Bayou	88-05	SV1029A
KLF300C Bayou 4x4	89-05	SV1029A
KVF300 Brute Force	12-18	SV1029A
KVF300A/B Prairie	99-02	SV1029A
KVF360A/B/C Prairie	03-13	SV1029A
KFX400	03-06	SV1026A
KLF400 Bayou	93-99	SV1029A
KVF400 Prairie	97-02	SV1029A
KVF650 Prairie	02-03	SV1030A
KVF650 Brute force	05-13	SV1030A
KVF650i Brute force	06-13	SV1030A
KFX 700 V-Force	04-09	SV1030A
KVF700 Prairie	04-06	SV1030A
KVF750 Brute Force	05-06	SV1031A
KVF750 Brute Force	2007	SV1030A



SV1029A

KAWASAKI DIRTBIKE

MODEL	YEAR	PART #
KL250 Super Sherpa	00-10	SV1011A
KLR250	87-05	SV1012A
KL650A (KLR)	87-07	SV1012A
KL650B (KLR) TENGAI	90-91	SV1012A
KL650E (KLR)	08-18	SV1013A
KLX650R	93-96	SV1012A

Choke sets and levers continue on the next page.



SV1033A



SV1024A

POLARIS ATV/UTV

MODEL	YEAR	PART #
250 Scrambler	1986	SV1032A
250 Trail Blazer	90-06	SV1032A
250 Trail Boss	86-99	SV1032A
250 Xplorer	00-02	SV1032A
300 ATV	94-95	SV1032A
300 Hawkeye	06-11	SV1033A
300 Sportsman	08-10	SV1033A
300 Xplorer	96-99	SV1032A
300 Xpress	96-99	SV1032A
325 Magnum	00-02	SV1033A
325 Trail Boss	00-02	SV1033A
325 Xpedition	00-02	SV1033A
330 ATP	04-05	SV1033A
330 Magnum	03-05	SV1033A
330 Trail Blazer	08-13	SV1033A
330 Trail Boss	03-13	SV1033A
335 Sportsman	99-00	SV1033A
335 Worker	1999	SV1033A
350 Sportsman	1993	SV1052A
350L Trail Boss	90-92	SV1052A
400L 2x4	94-95	SV1052A
400L 4x4	1994	SV1052A
400 Hawkeye HO	11-13	SV1051A
400 Scrambler	95-02	SV1052A
400 Sport	94-99	SV1052A
400 Sportsman	94-96	SV1052A
400 Sportsman	1997	SV1052A
400 Sportsman	01-05	SV1033A
400 Sportsman HO	08-14	SV1033A
400 Trail Blazer	2003	SV1052A
400L Xplorer	95-02	SV1052A
400L Xpress	1996	SV1052A
400L Xpress	1997	SV1052A
425 Magnum	95-98	SV1033A
425 Xpedition	00-02	SV1033A
450 Sportsman	06-07	SV1033A
500 ATP	2005	SV1033A
500 Magnum	99-02	SV1033A
500 Outlaw	06-07	SV1053A
500 Predator	03-07	SV1053A
500 Scrambler	97-12	SV1033A
500 Sportsman	96-00	SV1033A
500 Sportsman HO	01-13	SV1033A
500 Worker	99-01	SV1033A
500 Xplorer	1997	SV1033A
600 Sportsman	03-05	SV1051A
700 Sportsman	02-07	SV1051A

SUZUKI ATV

MODEL	YEAR	PART #
ALT-125	1983	SV1048A
ALT-125	84-86	SV1020A
LT-125	1983	SV1048A
LT-125	84-87	SV1020A
LT-160	03-04	SV1020A
LT-160E	89-92	SV1020A
LT-F160	91-01	SV1020A
LT-185	84-87	SV1020A
LT-230E	87-93	SV1022A
LT-F230	86-87	CV1047A
LT-250EF	85-86	CV1047A
LT-4WD 250 Quad Runner	87-89	SV1050A
LT-4WD 250 Quad Runner	90-98	SV1023A
LT-F250 2WD	88-89	SV1050A
LT-F250 2WD	90-99	SV1023A
LT-F250 2WD	00-01	SV1024A
LT-F250 Ozark	02-14	SV1023A
LT-F250F 4WD Quad Runner	1999	SV1023A
LT-F250F 4WD Quad Runner	00-02	SV1024A
LT-Z250	04-09	SV1024A
LT-300E	87-89	SV1050A
LT-F4WDX 300 King Quad	91-98	SV1023A
LT-F300F King Quad	1999	SV1023A
LT-F300F King Quad	00-02	SV1024A
LT-A400 Eiger Auto	02-07	SV1025A
LT-F400 Eiger	02-07	SV1025A
LT-A400F King Quad Auto	08-10	SV1025A
LT-F400F King Quad	08-10	SV1025A
LT-Z400	03-08	SV1026A
LT-F500F Quad Runner	98-02	SV1023A
LT-A500F Quad Master Auto	00-01	SV1023A
LT-A500F Vinson Auto	02-07	SV1027A
LT-F500F Vinson	03-07	SV1027A

INDEX

WIDE OPEN PARTS

TIRES & WHEELS

BRAKES

AIR, OIL & FUEL

BATTERY & ELECTRICAL

ENGINE

BEARINGS

BUSHINGS

DRIVELINE

AXLES

BELTS

CONTROLS

TOOLS & CHEMICALS

EXHAUST

ACCESSORIES

Choke sets and levers continue on the next page.



SV1025A

YAMAHA ATV/UTV

MODEL	YEAR	PART #
YFA125 Breeze	89-04	SV1019A
YFM125 Grizzly	04-13	SV1019A
YFM250 Moto-4	89-91	SV1019A
YFB250 Timberwolf	92-00	SV1019A
YFM250B Bruin	05-06	SV1021A
YFM250 Big Bear	07-09	SV1021A
YFM350 Raptor	04-13	SV1021A
YFM350 Bruin	04-06	SV1021A
YFM350 Grizzly	07-14	SV1021A
YFM350 Wolverine	06-09	SV1021A
YFM400 Big Bear	00-12	SV1021A
YFM400 Grizzly IRS	07-08	SV1021A
YFM450 Grizzly	07-14	SV1021A
YFM400 Kodiak	00-06	SV1021A
YFM450 Kodiak	03-06	SV1021A
YFM450 Wolverine	06-10	SV1021A
YFM600 Grizzly	98-01	SV1021A
YFM660 Grizzly	02-08	SV1021A
YFM660R Raptor	01-05	SV1021A

YAMAHA DIRTBIKE

MODEL	YEAR	PART #
PW50	81-20	SV1002A
TTR50	06-09	SV1046A
TTR50	12-19	SV1003A
PW80	83-06	SV1004A
TTR90	00-05	SV1006A
TTR90	06-07	SV1006A
TTR110	08-20	SV1006A
TTR125 Drum Brake	00-01	SV1047A
TTR125 Drum Brake	02-03	SV1007A
TTR125E Drum Brake	03-07	SV1007A
TTR125E Drum Brake	08-09	SV1008A
TTR125L Disc Brake	00-01	SV1047A
TTR125L Disc Brake	02-07	SV1007A
TTR125L Disc Brake	2008	SV1008A
TTR125LE Disc Brake	03-07	SV1007A
TTR125LE Disc Brake	08-19	SV1008A
TTR225	99-04	SV1009A
XT225	97-07	SV1009A
XT250	08-12	SV1010A



INDEX

WIDE OPEN PARTS

TIRES & WHEELS

BRAKES

AIR, OIL & FUEL

BATTERY & ELECTRICAL

ENGINE

BEARINGS

BUSHINGS

DRIVELINE

AXLES

BELTS

CONTROLS

TOOLS & CHEMICALS

EXHAUST

ACCESSORIES



» Fuel Pump Repair Kits by All Balls

ARCTIC CAT

MODEL	YEAR	PART #
400 FIS 4x4 TRV	06-13	FP5008A
400 FIS 4x4 w/AT	06-08	FP5008A
400 FIS 4x4 w/AT LTD	2007	FP5008A
400 FIS 4x4 w/MT	06-08	FP5008A
400 TBX 4x4	05-06	FP5008A
500 FIS 4x4 w/AT	05-09	FP5008A
500 FIS 4x4 w/MT	05-09	FP5008A
500 FIS TBX 4x4	05-06	FP5008A
500 FIS TRV 4x4	06-08	FP5008A
650 4x4 H1	07-11	FP5008A
650 H1 LTD	05-07	FP5008A
650 H1 MUDPRO	10-11	FP5008A
650 H1 TBX	07-09	FP5008A
650 TRV	07-09	FP5008A
650 TRV LTD	2007	FP5008A
650i 4x4	2012	FP5008A

CAN-AM

MODEL	YEAR	PART #
330 Outlander	04-05	FP5007A
330 Outlander	2005	FP5007A
400 Outlander	03-08	FP5007A
400 Outlander MAX	05-08	FP5007A
400 Outlander	09-15	FP2015A
450 DS	10-15	FP2015A
450 Outlander	15-19	FP2039A
500 Defender	17-19	FP2039A
500 Outlander	07-15	FP2015A
500 Outlander L	2015	FP2039A
500 Renegade	08-15	FP2015A
570 Outlander	16-19	FP2039A
570 Outlander XMR	16-19	FP2039A
570 Renegade	16-19	FP2039A
570 Renegade XMR	17-19	FP2039A
650 Outlander	06-19	FP2015A
650 Outlander XMR	13-15	FP2015A
650 Renegade	18-19	FP2039A
800 Commander	11-19	FP2015A
800 Defender	16-19	FP2039A
800 Outlander	06-15	FP2015A
800 Outlander XMR	11-12	FP2015A
800 Renegade	07-15	FP2015A
850 Outlander	16-19	FP2015A
850 Outlander XMR	2016	FP2015A
850 Renegade	16-19	FP2015A
1000 Commander	11-19	FP2015A
1000 Defender	16-19	FP2039A
1000 Defender XMR	18-19	FP2039A
1000 Maverick	13-18	FP2015A
1000 Maverick XMR	14-18	FP2015A
1000 Maverick Turbo	15-16	FP2015A
1000 Outlander	12-19	FP2015A
1000 Outlander XMR	13-19	FP2015A
1000 Renegade	12-19	FP2015A
1000 Renegade XMR	16-19	FP2015A



HONDA

MODEL	YEAR	PART #
TRX420 Rancher SRA	07-13	FP2040A
TRX420 Rancher IRS Auto	09-13	FP2040A
TRX420 Rancher IRS Auto	2014	FP2052A
TRX420 Rancher SRA Auto	2014	FP2040A
TRX500 Foreman	12-13	FP2040A
SXS500 Pioneer	15-19	FP2052A
TRX680 Rincon	06-19	FP2040A
MUV700 Big Red	09-13	FP2051A
SXS700 Pioneer	14-19	FP2052A
TRX700XX	08-09	FP2040A
SXS1000M3/5 Pioneer	16-19	FP2052A
SXS1000S2R/X Talon	2019	FP2052A

KAWASAKI

MODEL	YEAR	PART #
KAF400 Mule 600	05-15	FP5008A
KAF400 Mule 600	2016	FP5007A
KAF400 Mule 610 4x4	05-15	FP5008A
KAF400 Mule 610 4x4	2016	FP5007A
KAF400 MULE SX	17-20	FP5008A
KFX450R	08-14	FP2032A
KAF620 Mule 4000	09-19	FP2032A
KAF620 Mule 4010	09-19	FP2032A
KVF650 Prairie	02-03	FP2006A
KVF650 Brute force	05-13	FP5007A
KVF650 I Brute force	06-13	FP5007A
KFX 700 V-Force	04-09	FP2006A
KVF700 Prairie	04-06	FP2006A
KAF700 Mule PRO-MX	2019	FP2032A
KVF750 Brute Force	05-07	FP5007A
KVF750 Brute Force	08-19	FP2032A
KRF/KRT750 Teryx	09-13	FP2032A
KRF/KRT800 Teryx	14-19	FP2032A
KAF820 Mule PRO-FX	16-19	FP2032A
KAF820 Mule PRO-FXR	18-19	FP2032A
KAF820 Mule PRO-FXT	15-19	FP2032A

INDEX

WIDE OPEN PARTS

TIRES & WHEELS

BRAKES

AIR, OIL & FUEL

BATTERY & ELECTRICAL

ENGINE

BEARINGS

BUSHINGS

DRIVELINE

AXLES

BELTS

CONTROLS

TOOLS & CHEMICALS

EXHAUST

ACCESSORIES

Fuel pump repair kits by All Balls continue on the next page.

FUEL PUMP REPAIR KITS



POLARIS

MODEL	YEAR	PART #
170 RZR	09-14	FP5002A
170 RZR	15-19	FP2037A
300 Hawkeye 2x4	09-11	FP5004A
300 Sportsman	09-10	FP5004A
325 Ace	14-16	FP2039A
325 Hawkeye	2015	FP2039A
325 Magnum	00-02	FP5004A
325 Ranger ETX	15-16	FP2039A
325 Sportsman ETX	2015	FP2039A
325 Trail Boss	00-02	FP5004A
325 Xpedition	00-02	FP5004A
330 Magnum	03-05	FP5004A
330 Trail Blazer	08-10	FP5004A
330 Trail Blazer	11-13	FP5009A
330 Trail Boss	03-10	FP5004A
330 Trail Boss	11-13	FP5009A
335 Sportsman	99-00	FP5004A
400 Hawkeye 2x4	11-14	FP5009A
400 Ranger	10-14	FP2002A
400 Sportsman	01-05	FP5004A
400 Sportsman HO	09-10	FP5004A
400 Sportsman HO	11-14	FP5009A
425 Magnum	95-98	FP5004A
425 Xpedition	00-02	FP5004A
450 Outlaw	09-10	FP5004A
450 Sportsman	06-07	FP5004A
450 Sportsman	16-19	FP2039A
500 Ace	17-18	FP2039A
500 Magnum	99-03	FP5004A
500 Outlaw	06-07	FP5004A
500 Predator	03-07	FP5004A
500 Ranger Carb	04-09	FP2002A
500 Ranger EFI	06-13	FP2023A
500 Ranger	17-19	FP2039A
500 Scrambler	97-10	FP5004A
500 Scrambler	11-12	FP5009A
500 Sportsman	96-00	FP5004A
500 Sportsman	06-07	FP2009A
500 Sportsman	08-09	FP2023A
500 Sportsman HO	01-10	FP5004A
500 Sportsman HO	11-13	FP5009A
500 Worker	99-01	FP5004A
500 Xplorer	1997	FP5004A
550 Sportsman	2010	FP2023A
550 Sportsman	11-14	FP2039A
570 Ace	15-18	FP2039A
570 Ranger	14-19	FP2039A
570 RZR	12-16	FP2039A
570 Sportsman	14-19	FP2039A
600 Sportsman	03-05	FP5004A
700 Ranger	06-09	FP2023A
700 Sportsman	03-06	FP5004A
700 Sportsman EFI	05-07	FP2009A
700 Sportsman	2008	FP2023A
800 Ranger	2010	FP2023A
800 Ranger	11-14	FP2039A
800 RZR	08-10	FP2023A

POLARIS

MODEL	YEAR	PART #
800 RZR	11-14	FP2039A
800 Sportsman	05-07	FP2009A
800 Sportsman	08-14	FP2023A
850 Scrambler XP/HO/MD	13-18	FP2039A
850 Sportsman	09-10	FP2023A
850 Sportsman	11-18	FP2039A
900 Ace	16-18	FP2039A
900 Ranger	13-19	FP2039A
900 RZR	11-19	FP2039A
1000 Ranger XP	2017	FP2039A
1000 RZR	14-19	FP2039A
1000 Scrambler	14-18	FP2039A
1000 Sportsman	15-19	FP2039A

SUZUKI

MODEL	YEAR	PART #
LTA400F 4WD King Quad Auto	08-18	FP2053A
LTF400F 4WD King Quad	08-18	FP2053A
LTZ400	09-14	FP2053A
LTR450	06-09	FP2040A
LTA450X King Quad	07-10	FP2022A
LTA500X King Quad	09-18	FP2022A
LTV700F Twin Peaks	04-06	FP2006A
LTA700 X King Quad	05-07	FP2022A
LTA750 X King Quad	08-18	FP2022A

YAMAHA

MODEL	YEAR	PART #
YFZ450R	09-19	FP2037A
YFZ450X	10-11	FP2037A
YXR450 Rhino	06-09	FP5001A
YFM550 Grizzly	09-14	FP2035A
YFM700 Grizzly	07-19	FP2035A
YFM700R Raptor	06-18	FP2035A
YFM700 Kodiak	16-19	FP2035A
YXR660 Rhino	04-07	FP5001A
YXR700 Rhino	08-13	FP2017A
YXM700 Viking	14-19	FP2035A
YXE700 Wolverine	16-18	FP2035A
YXE850 Wolverine X2	2019	FP2035A
YXE850 Wolverine X4	18-19	FP2035A
YXZ1000	16-19	FP2033A

INDEX

WIDE OPEN PARTS

TIRES & WHEELS

BRAKES

AIR, OIL & FUEL

BATTERY & ELECTRICAL

ENGINE

BEARINGS

BUSHINGS

DRIVELINE

AXLES

BELTS

CONTROLS

TOOLS & CHEMICALS

EXHAUST

ACCESSORIES

» Fuel Pump Nut & Gasket by All Balls



FPN3010

MODEL	YEAR
325 Ace	14-16
325 Hawkeye 2x4	2015
325 Ranger ETX	15-16
325 Sportsman ETX	2015
450 Sportsman	16-19
500 Ace	17-18
500 Ranger ETX	2017
500 Ranger EFI	06-13
500 Ranger 2x4	17-19
500 Ranger 4x4	2019
500 Sportsman	08-09
550 Sportsman	10-14
570 Ace	15-19
570 Ranger	14-19
570 Ranger Crew	14-19
570 Ranger Full Size	15-19
570 Ranger Full Size Crew	15-16
570 Ranger Full Size w/Strut	2016
570-6 Ranger Full Size Crew	16-19
570 RZR	12-19
570 Sportsman	14-19
700 Ranger	06-09
700 Ranger Crew	08-09
800 Ranger	10-14
800 Ranger Crew	10-14
800 Ranger Midsize	13-14
800 RZR	08-14
800 RZR 4	10-14
800 RZR S	09-14
800 Sportsman	08-14
850 Scrambler	13-18
850 Sportsman	09-15

MODEL	YEAR
850 Sportsman High Lifter	16-19
900 Ace	16-19
900 Ranger XP	13-19
900 Ranger Crew	14-19
900 RZR XP	11-14
900 RZR XP 4	12-14
900 RZR	15-19
900 RZR 4	15-18
900 RZR S	15-19
1000 General	16-19
1000 General 4	17-19
1000 Ranger	18-19
1000 Ranger XP	2017
1000 Ranger XP High Lifter	2017
1000 Ranger XP Crew	2017
1000 Ranger XP Crew	2019
1000 Ranger XP Crew High Lifter	2017
1000 Ranger XP Crew High Lifter	2019
1000 RZR RS1	18-19
1000 RZR XP	14-19
1000 RZR XP High Lifter	17-19
1000 RZR S	16-19
1000 RZR S4	2019
1000 RZR XP 4	14-19
1000 RZR XP 4 High Lifter	17-19
1000 RZR XP Turbo	16-19
1000 RZR XP 4 Turbo	16-19
1000 RZR XP Turbo S	18-19
1000 Scrambler	14-18
1000 Sportsman	15-18
1000 Sportsman High Lifter	16-19

INDEX

WIDE OPEN PARTS

TIRES & WHEELS

BRAKES

AIR, OIL & FUEL

BATTERY & ELECTRICAL

ENGINE

BEARINGS

BUSHINGS

DRIVELINE

AXLES

BELTS

CONTROLS

TOOLS & CHEMICALS

EXHAUST

ACCESSORIES



» Fuel Pumps by All Balls



CAN-AM

MODEL	YEAR	PART #
400 Outlander	09-15	FP1022A
400 Outlander Max	09-15	FP1022A
450 Outlander	16-20	FP1029A
450 Outlander Max	16-20	FP1029A
500 Defender	17-20	FP1025A
500 Outlander	07-08	FP1023A
500 Outlander	09-12	FP1022A
500 Outlander	13-15	FP1024A
500 Outlander L	2015	FP1029A
500 Outlander Max	07-08	FP1023A
500 Outlander Max	09-12	FP1022A
500 Outlander Max	13-14	FP1024A
500 Outlander Max	2015	FP1024A
500 Outlander L Max	2015	FP1029A
500 Renegade	2008	FP1023A
500 Renegade	09-12	FP1022A
500 Renegade	13-15	FP1024A
570 Outlander	16-20	FP1029A
570 Outlander XMR	16-20	FP1029A
570 Outlander Max	16-20	FP1029A
570 Renegade	16-20	FP1029A
570 Renegade XMR	17-20	FP1029A
650 Outlander	06-08	FP1023A
650 Outlander	09-12	FP1022A
650 Outlander	13-15	FP1024A
650 Outlander	17-20	FP1024A
650 Outlander XMR	13-20	FP1024A
650 Outlander Max	06-08	FP1023A
650 Outlander Max	09-12	FP1022A
650 Outlander Max	13-15	FP1024A
650 Outlander Max 6x6	19-20	FP1024A
Outlander STD 650 EFI	17-20	FP1024A
650 Renegade	18-19	FP1024A
800 Commander	13-20	FP1026A
800 Commander Max	16-20	FP1026A
800 Defender	16-20	FP1025A
800 Defender Max	17-20	FP1025A
800 Maverick Trail	18-20	FP1027A
800 Outlander	06-08	FP1023A

CAN-AM

MODEL	YEAR	PART #
800 Outlander	09-11	FP1022A
800 Outlander	12-15	FP1024A
800 Outlander XMR	11-12	FP1022A
800 Outlander XMR	2015	FP1024A
800 Outlander Max	06-08	FP1023A
800 Outlander Max	09-12	FP1022A
800 Outlander Max	13-15	FP1024A
800 Renegade	07-08	FP1023A
800 Renegade	09-11	FP1022A
800 Renegade	12-15	FP1024A
850 Outlander DPS	16-20	FP1024A
850 Outlander XMR	16-20	FP1024A
850 Outlander Max	16-20	FP1024A
850 Renegade	16-20	FP1024A
900 Maverick X3	2017	FP1027A
900 Maverick X3 XDS/XRS	2017	FP1027A
900 Maverick X3 Turbo	18-19	FP1028A
900 Maverick X3 Turbo	2020	FP1027A
900 Maverick X3 Turbo XMR	18-19	FP1028A
900 Maverick X3 Turbo XMR	2020	FP1027A
900 Maverick X3 Turbo XRC	18-19	FP1028A
900 Maverick X3 Turbo XRC	2020	FP1027A
900 Maverick X3 Turbo R	18-20	FP1028A
900 Maverick X3 Turbo R XMR	18-19	FP1028A
900 Maverick X3 Turbo R XRC/ XRS/XDS	18-19	FP1028A
900 Maverick X3 Turbo RR XMR	2020	FP1028A
900 Maverick X3 Turbo RR XRC/ XRS/XDS	2020	FP1028A
900 Maverick X3 Max Turbo	18-19	FP1028A
900 Maverick X3 Max Turbo	2020	FP1027A
900 Maverick X3 Max Turbo R	18-20	FP1028A
900 Maverick X3 Max Turbo R XDS/XRS	18-20	FP1028A
900 Maverick X3 Max Turbo RR XDS/XRS	2020	FP1028A

Fuel pumps by All Balls continue on the next page.

INDEX

WIDE OPEN
PARTS

TIRES &
WHEELS

BRAKES

AIR, OIL
& FUEL

BATTERY &
ELECTRICAL

ENGINE

BEARINGS

BUSHINGS

DRIVELINE

AXLES

BELTS

CONTROLS

TOOLS &
CHEMICALS

EXHAUST

ACCESSORIES



CAN-AM

MODEL	YEAR	PART #
900 Maverick X3 Max Turbo RR XMR	2020	FP1028A
1000 Commander	13-20	FP1026A
1000 Commander Max	14-20	FP1026A
1000 Defender	16-20	FP1025A
1000 Defender XMR	18-20	FP1025A
1000 Defender Max	17-20	FP1025A
1000 Defender Max XMR	19-20	FP1025A
1000 Maverick	13-18	FP1026A
1000 Maverick Turbo	15-17	FP1026A
1000 Maverick XMR	14-18	FP1026A
1000 Maverick Max	14-18	FP1026A
1000 Maverick Max Turbo	15-17	FP1026A
1000 Maverick Max XMR	17-18	FP1026A
1000 Maverick Sport	19-20	FP1027A
1000 Maverick Sport XMR	19-20	FP1027A
1000 Maverick Sport Max	19-20	FP1027A
1000 Maverick Trail	18-20	FP1027A
1000 Outlander	12-20	FP1024A
1000 Outlander XMR	13-20	FP1024A
1000 Outlander Max	13-20	FP1024A
1000 Renegade	12-19	FP1024A
1000 Renegade XMR	16-20	FP1024A
1000 Renegade XXC	12-20	FP1024A

KAWASAKI

MODEL	YEAR	PART #
KAF400 Mule SX	17-20	FP1032A
KAF620 Mule 4000	20-Sep	FP1032A
KAF620 Mule 4010	19-20	FP1032A
KAF700 Mule PRO-MX	19-20	FP1031A
KVF750 Brute Force	20-Aug	FP1030A
KRF750 Teryx	13-Sep	FP1032A
KRT750 Teryx 4	13-Dec	FP1031A
KRF800 Teryx	14-20	FP1031A
KRT800 Teryx 4	14-20	FP1031A
KAF820 Mule PRO-FX	16-20	FP1031A
KAF820 Mule PRO-FXR	18-20	FP1031A
KAF820 Mule PRO-FXT	15-20	FP1031A
KRF1000 Teryx KRX	2020	FP1042A

POLARIS

MODEL	YEAR	PART #
150 Ace	17-18	FP1021A
150 Ranger	18-20	FP1021A
325 Ace	14-16	FP1018A
325 Hawkeye 2x4	2015	FP1002A
325 Ranger ETX	15-16	FP1013A
325 Sportsman ETX	2015	FP1002A
450 Sportsman HO	2016	FP1002A
450 Sportsman HO	17-20	FP1006A
500 Ace	17-18	FP1017A
500 Ranger 2x4	17-19	FP1013A
500 Ranger 4x4 EFI	06-08	SEE NOTE G
500 Ranger 4x4 EFI	09-13	FP1009A

POLARIS

MODEL	YEAR	PART #
500 Ranger 4x4 EFI	19-20	FP1013A
500 Ranger 4x4 Crew	11-13	FP1009A
500 Ranger ETX	2017	FP1013A
500 Sportsman EFI	08-09	FP1014A
550 Sportsman	2009	FP1020A
550 Sportsman	2010	FP1020A
550 Sportsman	11-14	FP1003A
570 Ace	15-16	FP1018A
570 Ace	17-18	FP1017A
570 Ranger Midsize	14-20	FP1013A
570 Ranger Midsize Crew	14-20	FP1013A
570 Ranger Full Size	15-16	FP1010A
570 Ranger Full Size	17-20	FP1013A
570 Ranger Full Size w/Strut	2016	FP1013A
570 Ranger Full Size Crew	2015	FP1010A
570 Ranger Full Size Crew	2016	FP1013A
570-6 Ranger Full Size Crew	16-20	FP1013A
570 RZR	12-13	FP1011A
570 RZR	14-16	FP1007A
570 Sportsman	14-16	FP1002A
570 Sportsman	17-20	FP1006A
700 Ranger	06-07	SEE NOTE G
700 Ranger	08-09	FP1009A
700 Ranger Crew	08-09	FP1009A
700 Sportsman X2	2008	FP1014A
800 Ranger	2010	FP1009A
800 Ranger	11-12	FP1012A
800 Ranger	13-14	FP1013A
800 Ranger Crew	2010	FP1009A
800 Ranger Crew	11-12	FP1012A
800 Ranger Crew	13-14	FP1013A
800 Ranger Midsize	13-14	FP1013A
800 RZR	08-10	FP1019A
800 RZR	11-13	FP1011A
800 RZR	2014	FP1007A
800 RZR 4	2010	FP1019A
800 RZR 4	11-13	FP1011A
800 RZR 4	2014	FP1007A
800 RZR S	09-10	FP1019A
800 RZR S	11-13	FP1011A
800 RZR S	2014	FP1007A
800 Sportsman	2008	SEE NOTE H
800 Sportsman	09-14	FP1014A
850 Scrambler	13-14	FP1003A
850 Scrambler	15-20	FP1002A
850 Sportsman XP	09-10	FP1020A
850 Sportsman XP	11-14	FP1003A
850 Sportsman SP	15-18	FP1002A
850 Sportsman High Lifter	16-20	FP1002A
900 ACE	2016	FP1018A
900 ACE	17-18	FP1017A
900 Ranger XP	13-19	FP1010A

INDEX

WIDE OPEN PARTS

TIRES & WHEELS

BRAKES

AIR, OIL & FUEL

BATTERY & ELECTRICAL

ENGINE

BEARINGS

BUSHINGS

DRIVELINE

AXLES

BELTS

CONTROLS

TOOLS & CHEMICALS

EXHAUST

ACCESSORIES



Fuel pumps by All Balls continue on the next page.

FAX: 1-866-272-3613 • PHONE: 1-800-367-9603

167

FUEL PUMP ASSEMBLIES



POLARIS

MODEL	YEAR	PART #
900 Ranger High Lifter	2016	FP1010A
900 Ranger Crew	14-19	FP1010A
900 RZR XP	11-14	FP1007A
900 RZR	15-20	FP1001A
900 RZR S	15-20	FP1001A
900 RZR XP 4	12-14	FP1007A
900 RZR 4	15-18	FP1001A
925 RZR Turbo	16-19	FP1015A
1000 General	16-20	FP1016A
1000 General 4	17-20	FP1016A
1000 Ranger XP	2017	FP1010A
1000 Ranger BASE	18-20	FP1033A
1000 Ranger XP	19-20	FP1033A
1000 Ranger XP High Lifter	2017	FP1010A
1000 Ranger XP High Lifter	18-20	FP1033A
1000 Ranger XP Crew	2017	FP1010A
1000 Ranger XP Crew	19-20	FP1033A
1000 Ranger XP Crew High Lifter	2017	FP1010A
1000 Ranger XP Crew High Lifter	19-20	FP1033A
1000 Ranger XP Crew NSTR	17-18	FP1010A
1000 Ranger XP Crew NSTR	19-20	FP1033A
1000 RZR XP	14-20	FP1001A
1000 RZR RS1	18-20	FP1016A
1000 RZR S	16-20	FP1016A
1000 RZR High Lifter	16-20	FP1001A
1000 RZR 4	14-20	FP1001A
1000 RZR S4	19-20	FP1016A
1000 RZR 4 High Lifter	17-20	FP1001A
1000 Scrambler	15-18	FP1002A
1000 Sportsman	15-18	FP1002A
1000 Sportsman High Lifter	16-20	FP1002A

YAMAHA

MODEL	YEAR	PART #
YFM550 Grizzly	09-14	FP1034A
YFM700 Grizzly	07-15	FP1034A
YXM700 Viking	14-20	FP1034A
YXE700 Wolverine	16-18	FP1034A
YXE850 Wolverine X2	19-20	FP1034A
YXF850 Wolverine X4	18-20	FP1034A

NOTE G:

47-1009 Will work for this application if superseded fuel tank is installed in machine.

47-1009 Will work with threaded fuel tank flange with plastic retaining nut.

47-1009 Will not work with six bolt style mounting flange.

NOTE H:

47-1014 Will work for this application if superseded fuel tank is installed in machine.

47-1014 Will work with threaded fuel tank flange with plastic retaining nut.

47-1014 Will not work with six bolt style mounting flange. For 6 bolt style flange mounted fuel pump order 47-1041.

47-1041 6 bolt pump flange will not work on 5 bolt fuel tank flange.



INDEX

WIDE OPEN PARTS

TIRES & WHEELS

BRAKES

AIR, OIL & FUEL

BATTERY & ELECTRICAL

ENGINE

BEARINGS

BUSHINGS

DRIVELINE

AXLES

BELTS

CONTROLS

TOOLS & CHEMICALS


EXHAUST

ACCESSORIES

Fuel Pumps by Quantum



FP181



FP182



FP281



FP283



FP297



FP382P



FP444



FP3964



FPA3961



FPR3



FPS73

INDEX

WIDE OPEN PARTS

TIRES & WHEELS

BRAKES

AIR, OIL & FUEL

BATTERY & ELECTRICAL

ENGINE

BEARINGS

BUSHINGS

DRIVELINE

AXLES

BELTS

CONTROLS

TOOLS & CHEMICALS

EXHAUST

ACCESSORIES



Quantum fuel pumps continue on the next page.



ARCTIC CAT				
MODEL	YEAR	DESCRIPTION	PART #	OEM CROSS REF #
400 Auto /Man/ TRV / TBX	05-10	Frame-Mounted Mechanical OEM Replacement Fuel Pump	FP283	0470-758, 0470-519
400 TRV	11-14	Frame-Mounted Mechanical OEM Replacement Fuel Pump	FP283	0470-758, 0470-519
450 / GT	10-12	In-Tank EFI OEM Replacement Fuel Pump w/ Regulator, Tank Seal	FP297RT	0570-432, 0570-322, 0470-838
		Rubber Isolator Grommet	FPRB1	0570-432, 0570-322, 0470-838
		Fuel Pump Strainer (Set of 3)	FPS20	0570-432, 0570-322, 0470-838
		Installation Kit (Regulator, strainer & hardware)	FPSK351	0570-432, 0570-322, 0470-838
450 Alterra / XC	15-20	In-Tank EFI OEM Replacement Fuel Pump	FPPN18	0570-432, 0570-322, 0470-838
		Fuel Pump Strainer (Set of 3)	FPPN27	3307-076, 3306-296, 3313-845
500 Auto / Man / TRV / TBX	05-09	Frame-Mounted Mechanical OEM Replacement Fuel Pump	FPS20	3307-076, 3306-296, 3313-845
500 / XT / TRV	13-17	In-Tank EFI OEM Replacement Fuel Pump w/ Regulator, Tank Seal	FP283	0470-758, 0470-519
		Rubber Isolator Grommet	FP297RT	0570-432, 0570-322, 0470-838
		Fuel Pump Strainer (Set of 3)	FPRB1	0570-432, 0570-322, 0470-838
		Installation Kit (Regulator, strainer & hardware)	FPS20	0570-432, 0570-322, 0470-838
500 HDX	16-17	In-Tank EFI OEM Replacement Fuel Pump w/ Regulator, Tank Seal	FPSK351	0570-432, 0570-322, 0470-838
		Rubber Isolator Grommet	FP297RT	0570-435, 0570-281, 0570-334, 0570-400, 0470-838
		Fuel Pump Strainer (Set of 3)	FPRB1	0570-435, 0570-281, 0570-334, 0570-400, 0470-838
		Fuel Pump Tank Seal Gasket	FPS20	0570-435, 0570-281, 0570-334, 0570-400, 0470-838
500 XR	2015	In-Tank EFI OEM Replacement Fuel Pump w/ Tank Seal	FPT41	0570-435, 0570-281, 0570-334, 0570-400, 0470-838
		Fuel Pump Strainer (Set of 3)	FPPN27T	0570-430, 0470-838
500 Alterra	16-20	In-Tank EFI OEM Replacement Fuel Pump w/ Tank Seal	FPS20	0570-430, 0470-838
		Fuel Pump Strainer (Set of 3)	FPPN27T	0570-430, 3307-076, 3306-296, 0470-838, 3313-845
500 Prowler HDX	14-15	In-Tank EFI OEM Replacement Fuel Pump w/ Regulator, Tank Seal	FP297RT	0570-435, 0570-281, 0570-334, 0570-400, 0470-838
		Rubber Isolator Grommet	FPRB1	0570-435, 0570-281, 0570-334, 0570-400, 0470-838
		Fuel Pump Strainer (Set of 3)	FPS20	0570-435, 0570-281, 0570-334, 0570-400, 0470-838
550 H1 ATVs	07-09	Installation Kit (Regulator, strainer & hardware)	FPSK351	0570-435, 0570-281, 0570-334, 0570-400, 0470-838
		In-Tank EFI OEM Replacement Fuel Pump w/ Regulator	FP361PR	0570-271, 0570-139, 0570-207, 0470-614
		Fuel Pump Strainer (Set of 3)	FPS73	0570-271, 0570-139, 0570-207, 0470-614
		Installation Kit (Regulator, strainer & hardware)	FPSK352	0570-271, 0570-139, 0570-207

Quantum fuel pumps continue on the next page.



ARCTIC CAT				
MODEL	YEAR	DESCRIPTION	PART #	OEM CROSS REF #
550 H1 ATVs	10-14	In-Tank EFI OEM Replacement Fuel Pump w/ Regulator, Tank Seal	FP297RT	0570-432, 0570-322, 0470-838
		Rubber Isolator Grommet	FPRB1	0570-432, 0570-322, 0470-838
		Fuel Pump Strainer (Set of 3)	FPS20	0570-432, 0570-322, 0470-838
		Installation Kit (Regulator, strainer & hardware)	FPSK351	0570-432, 0570-322, 0470-838
550 XR / XT	2015	In-Tank EFI OEM Replacement Fuel Pump w/ Tank Seal	FPPN27T	0570-430, 0470-838
		Fuel Pump Strainer (Set of 3)	FPS20	0570-430, 0470-838
550 Alterra	2016	In-Tank EFI OEM Replacement Fuel Pump w/ Tank Seal	FPPN27T	0570-430, 0470-838
		Fuel Pump Strainer (Set of 3)	FPS20	0570-433, 0570-323, 0470-838
550 Alterra	2017	In-Tank EFI OEM Replacement Fuel Pump w/ Regulator, Tank Seal	FP297RT	0570-433, 0570-323, 0470-838
		Rubber Isolator Grommet	FPRB1	0570-433, 0570-323, 0470-838
		Fuel Pump Strainer (Set of 3)	FPS20	0570-433, 0570-323, 0470-838
		Installation Kit (Regulator, strainer & hardware)	FPSK351	0570-433, 0570-323, 0470-838
550 Prowler / XT	09-10	In-Tank EFI OEM Replacement Fuel Pump	FP404	0570-435, 0570-281, 0570-334, 0570-400
		Fuel Pump Strainer (Set of 3)	FPS20	0570-435, 0570-281, 0570-334, 0570-400
550 Prowler / XT	10-15	In-Tank EFI OEM Replacement Fuel Pump w/ Regulator, Tank Seal	FP297RT	0570-435, 0570-281, 0570-334
		Rubber Isolator Grommet	FPRB1	0570-435, 0570-281, 0570-334, 0570-400
		Fuel Pump Strainer (Set of 3)	FPS20	0570-435, 0570-281, 0570-334, 0570-400
		Installation Kit (Regulator, strainer & hardware)	FPSK351	0570-435, 0570-281, 0570-334
		In-Tank EFI OEM Replacement Fuel Pump	FPPN18	0570-435, 0570-281, 0570-334
650 V-Twin V2	04-06	In-Tank Electric OEM Replacement Fuel Pump w/ Tank Seal	FP360K	3201-434, 3201-005, 49040-1076, 49040-1080, UC-T02K3
		Fuel Pump Strainer (Set of 3)	FPS19	3201-434, 3201-005, 49040-1076, 49040-1080, UC-T02K3
650 H1 ATVs	05-12	Frame-Mounted Mechanical OEM Replacement Fuel Pump	FP283	0470-758, 0470-519
650 Prowler XT	06-09	Frame-Mounted Mechanical OEM Replacement Fuel Pump	FP283	0470-758, 0470-519
700 H1 ATVs	06-10	In-Tank EFI OEM Replacement Fuel Pump w/ Regulator	FP361PR	0570-271, 0570-139, 0570-207, 0470-614
		Fuel Pump Strainer (Set of 3)	FPS73	0570-271, 0570-139, 0570-207, 0470-614
		Installation Kit (Regulator, strainer & hardware)	FPSK352	0570-271, 0570-139, 0570-207
700 H1 ATVs	10-20	In-Tank EFI OEM Replacement Fuel Pump w/ Regulator, Tank Seal	FP297RT	0570-433, 0570-323, 0470-838
		Rubber Isolator Grommet	FPRB1	0570-433, 0570-323, 0470-838
		Fuel Pump Strainer (Set of 3)	FPS20	0570-433, 0570-323, 0470-838
		Installation Kit (Regulator, strainer & hardware)	FPSK351	0570-433, 0570-323, 0470-838
700 Prowler XT / XTX	08-10	In-Tank EFI OEM Replacement Fuel Pump	FP404	0570-272, 0570-204, 0470-614, 0470-613, 0570-246
		Rubber Isolator Grommet	FPRB1	0570-272, 0570-204, 0470-614, 0470-613, 0570-246
		Fuel Pump Strainer (Set of 3)	FPS20	0570-272, 0570-204, 0470-614, 0470-613, 0570-246

Quantum fuel pumps continue on the next page.

INDEX

WIDE OPEN PARTS

TIRES & WHEELS

BRAKES

AIR, OIL & FUEL

BATTERY & ELECTRICAL

ENGINE

BEARINGS

BUSHINGS

DRIVELINE

AXLES

BELTS

CONTROLS

TOOLS & CHEMICALS

EXHAUST

ACCESSORIES





ARCTIC CAT

MODEL	YEAR	DESCRIPTION	PART #	OEM CROSS REF #
700 Prowler HDX / XT / XTX	10-16	In-Tank EFI OEM Replacement Fuel Pump w/ Regulator, Tank Seal	FP297RT	0570-435, 0570-281, 0570-334, 0570-400, 0470-838
		Rubber Isolator Grommet	FPRB1	0570-435, 0570-281, 0570-334, 0570-400, 0470-838
		Fuel Pump Strainer (Set of 3)	FPS20	0570-435, 0570-281, 0570-334, 0570-400, 0470-838
700 Wildcat Sport / Trail / XT	13-17	In-Tank EFI OEM Replacement Fuel Pump w/ Regulator, Tank Seal	FP297RT	0570-358, 0570-436
		Rubber Isolator Grommet	FPRB1	0570-358, 0570-436
		Fuel Pump Strainer (Set of 3)	FPS20	0570-358, 0570-436
		Installation Kit (Regulator, strainer & hardware)	FPSK351	0570-358, 0570-436
1000 / XT	11-17	In-Tank EFI OEM Replacement Fuel Pump w/ Regulator, Tank Seal	FP297RT	0570-433, 0570-323
		Rubber Isolator Grommet	FPRB1	0570-322, 0470-838
		Fuel Pump Strainer (Set of 3)	FPS20	0570-322, 0470-838
		Installation Kit (Regulator, strainer & hardware)	FPSK351	0570-322, 0470-838
1000 Mud Pro H2 / LTD	10-17	In-Tank EFI OEM Replacement Fuel Pump w/ Regulator, Tank Seal	FP297RT	0570-433, 0570-323
		Rubber Isolator Grommet	FPRB1	0570-433, 0570-323
		Fuel Pump Strainer (Set of 3)	FPS20	0570-433, 0570-323
		Installation Kit (Regulator, strainer & hardware)	FPSK351	0570-433, 0570-323
1000 ATVs	07-10	In-Tank EFI OEM Replacement Fuel Pump w/ Regulator	FP361PR2	0570-271, 0570-139, 0570-207, 0470-614
		Fuel Pump Strainer (Set of 3)	FPS73	0570-271, 0570-139, 0570-207
		Installation Kit (Regulator, strainer & hardware)	FPSK353	0570-271, 0570-139, 0570-207
1000 ATVs	10-15	In-Tank EFI OEM Replacement Fuel Pump w/ Regulator, Tank Seal	FP297RT	0570-433, 0570-323
		Rubber Isolator Grommet	FPRB1	0570-433, 0570-323
		Fuel Pump Strainer (Set of 3)	FPS20	0570-433, 0570-323
		Installation Kit (Regulator, strainer & hardware)	FPSK351	0570-433, 0570-323
1000 Alterra	2017	In-Tank EFI OEM Replacement Fuel Pump w/ Regulator, Tank Seal	FP297RT	0570-433, 0570-323
		Rubber Isolator Grommet	FPRB1	0570-433, 0570-323
		Fuel Pump Strainer (Set of 3)	FPS20	0570-433, 0570-323
		Installation Kit (Regulator, strainer & hardware)	FPSK351	0570-433, 0570-323
1000 Prowler H2 / XT / XTZ	09-17	In-Tank EFI OEM Replacement Fuel Pump w/ Regulator, Tank Seal	FP297RT	0570-435, 0570-281, 0570-334
		Rubber Isolator Grommet	FPRB1	0570-435, 0570-281, 0570-334, 0570-400
		Fuel Pump Strainer (Set of 3)	FPS20	0570-435, 0570-281, 0570-334, 0570-400
		Installation Kit (Regulator, strainer & hardware)	FPSK351	0570-435, 0570-281, 0570-334
1000 Wildcat / GT / LTD	12-14	In-Tank EFI OEM Replacement Fuel Pump w/ Regulator, Tank Seal	FP297RT	0570-436, 0570-358
		Rubber Isolator Grommet	FPRB1	0570-436, 0570-358
		Fuel Pump Strainer (Set of 3)	FPS20	0570-436, 0570-358
		Installation Kit (Regulator, strainer & hardware)	FPSK351	0570-436, 0570-358

Quantum fuel pumps continue on the next page.



CAN-AM						
MODEL	YEAR	DESCRIPTION	PART #	OEM CROSS REF #		
330 Outlander	04-05	Frame-Mounted Mechanical OEM Replacement Fuel Pump	FP283	707200183		
400 Outlander / Max	03-08	Frame-Mounted Mechanical OEM Replacement Fuel Pump	FP283	707200183		
400 Outlander / Max	2008	In-Tank EFI OEM Replacement Fuel Pump w/ Regulator, Tank Seal	FP382CA2	703500771, 709000109, 709000170, 709000100		
		Fuel Pressure Regulator	FPPR435	703500771, 709000109, 709000170, 709000100		
		Fuel Pump Strainer (Set of 3)	FPS33	703500771, 709000109, 709000170, 709000100		
		Fuel Pump Tank Seal Gasket	FPT15	703500771, 709000109, 709000170, 709000100		
		Installation Kit (Regulator, strainer & hardware)	FPSK312	703500771, 709000109, 709000170		
400 Outlander / Max	09-20	In-Tank EFI OEM Replacement Fuel Pump w/ Regulator, Tank Seal	FP382CA3	703500766, 709000194, 703500781, 703500781, 709000208, 709000389		
		Fuel Pressure Regulator	FPPR435	703500766, 709000194, 709000245, 703500781, 709000208, 709000389		
		Fuel Pump Strainer (Set of 3)	FPS63	703500766, 709000194, 709000245, 703500781, 709000208, 709000389		
		Fuel Pump Tank Seal Gasket	FPT4	703500766, 709000194, 709000245, 703500781, 709000208, 709000389		
		Fuel Pump Tank Seal Gasket	FPTS44	703500766, 709000194, 703500781, 703500781, 709000208, 709000389		
		Installation Kit (Regulator, strainer & hardware)	FPSK311	703500766, 709000194, 709000245, 703500781, 709000208, 709000389		
		450 Outlander / Max	15-20	In-Tank EFI OEM Replacement Fuel Pump w/ Regulator, Tank Seal	FP396U4T	709000461, 709000758
				Fuel Pressure Regulator	FPR3	709000461, 709000758
				Rubber Isolator Grommet	FPRB57	709000461, 709000758
				Fuel Pump Strainer (Set of 3)	FPS83	709000461, 709000758
Fuel Pump Tank Seal Gasket	FPTS44			709000461, 709000758		
O-Ring	FPOR396			709000461, 709000758		
Installation Kit (Regulator, strainer & hardware)	FPSK313			709000461, 709000758		
500 Defender HD5 / Max	16-20	In-Tank EFI OEM Replacement Fuel Pump w/ Regulator	FP396U4	709000662		
		O-Ring	FPOR396	709000662		
		Fuel Pressure Regulator	FPR3	709000662		
		Rubber Isolator Grommet	FPRB57	709000662		
		Fuel Pump Strainer (Set of 3)	FPS83	709000662		
		Fuel Pump Tank Seal Gasket	FPT4	709000662		
		Fuel Pump Tank Seal Gasket	FPTS44	709000662		
		Installation Kit (Regulator, strainer & hardware)	FPSK313	709000662		

INDEX

WIDE OPEN PARTS

TIRES & WHEELS

BRAKES

AIR, OIL & FUEL

BATTERY & ELECTRICAL

ENGINE

BEARINGS

BUSHINGS

DRIVELINE

AXLES

BELTS

CONTROLS

TOOLS & CHEMICALS

EXHAUST

ACCESSORIES



Quantum fuel pumps continue on the next page.



CAN-AM

MODEL	YEAR	DESCRIPTION	PART #	OEM CROSS REF #
500 Outlander / Max	07-08	In-Tank EFI OEM Replacement Fuel Pump w/ Regulator, Tank Seal	FP382CA2	703500771, 709000109, 709000170, 709000100
		Fuel Pump Strainer (Set of 3)	FPS33	703500771, 709000109, 709000170, 709000100
		Fuel Pump Tank Seal Gasket	FPT15	703500771, 709000109, 709000170, 709000100
		Installation Kit (Regulator, strainer & hardware)	FPSK312	703500771, 709000109, 709000170
500 Outlander / Max	09-15	In-Tank EFI OEM Replacement Fuel Pump w/ Regulator, Tank Seal	FP382CA3	703500766, 709000287, 709000194, 709000245, 703500781, 709000208, 709000389
		Fuel Pressure Regulator	FPPR435	703500771, 703500766, 709000109, 709000170, 709000287, 709000194, 709000245, 703500781, 709000208, 709000389
		Fuel Pump Strainer (Set of 3)	FPS63	703500766, 709000287, 709000194, 709000245, 703500781, 709000208, 709000389
		Fuel Pump Tank Seal Gasket	FPT4	703500766, 709000287, 709000194, 709000245, 703500781, 709000208, 709000389
		Fuel Pump Tank Seal Gasket	FPTS44	703500766, 709000287, 709000194, 709000245, 703500781, 709000208, 709000389
		Installation Kit (Regulator, strainer & hardware)	FPSK311	703500766, 709000287, 709000194, 709000245, 703500781, 709000208, 709000389
		In-Tank EFI OEM Replacement Fuel Pump w/ Regulator, Tank Seal	FP396U4T	709000461, 709000208, 709000389 715900322
500 Outlander 500 L / Max L	2015	O-Ring	FPOR396	709000461, 709000208, 709000389 715900322
		Fuel Pressure Regulator	FPR3	709000461, 709000208, 709000389 715900322
		Rubber Isolator Grommet	FPRB57	709000461, 709000208, 709000389, 715900322
		Fuel Pump Strainer (Set of 3)	FPS83	709000461, 709000208, 709000389 715900322
		Fuel Pump Tank Seal Gasket	FPTS44	709000461, 709000208, 709000389 715900322
		Installation Kit (Regulator, strainer & hardware)	FPSK313	709000461, 709000208, 709000389 715900322

Quantum fuel pumps continue on the next page.



CAN-AM				
MODEL	YEAR	DESCRIPTION	PART #	OEM CROSS REF #
500 Renegade	2008	In-Tank EFI OEM Replacement Fuel Pump w/ Regulator, Tank Seal	FP382CA3	703500771, 709000102, 709000109, 709000170, 709000100
		Fuel Pressure Regulator	FPPR435	703500771, 709000102, 709000109, 709000170, 709000100
		Fuel Pump Strainer (Set of 3)	FPS33	703500771, 709000102, 709000109, 709000170, 709000100
		Fuel Pump Tank Seal Gasket	FPT15	703500771, 709000102, 709000109, 709000170, 709000100
		Installation Kit (Regulator, strainer & hardware)	FPSK312	703500771, 709000102, 709000109, 709000170, 709000100
500 Renegade	09-16	In-Tank EFI OEM Replacement Fuel Pump w/ Regulator, Tank Seal	FP382C	703500766, 709000194, 703500781, 709000208, 709000389, 709000330
		Fuel Pressure Regulator	FPPR435	703500766, 709000194, 703500781, 709000208, 709000389, 709000330
		Fuel Pump Strainer (Set of 3)	FPS63	703500766, 709000194, 703500781, 709000208, 709000389, 709000330
		Fuel Pump Tank Seal Gasket	FPT4	703500766, 709000194, 703500781, 709000208, 709000389, 709000330
		Installation Kit (Regulator, strainer & hardware)	FPSK311	703500766, 709000194, 703500781, 709000208, 709000389, 709000330
570 Outlander / Max	16-20	In-Tank EFI OEM Replacement Fuel Pump w/ Regulator, Tank Seal	FP396U4T	709000461, 709000758, 709000208
		O-Ring	FPOR396	709000461, 709000208, 709000389 715900322
		Fuel Pressure Regulator	FPR3	709000461, 709000758, 709000208, 709000389 715900322
		Rubber Isolator Grommet	FPRB57	709000461, 709000758, 709000208, 709000389
		Fuel Pump Strainer (Set of 3)	FPS83	709000461, 709000758, 709000208, 709000389 715900322
570 Renegade	17-20	Fuel Pump Tank Seal Gasket	FPTS44	709000461, 709000758, 709000208
		Installation Kit (Regulator, strainer & hardware)	FPSK313	709000461, 709000208, 709000389 715900322
		In-Tank EFI OEM Replacement Fuel Pump w/ Regulator, Tank Seal	FP396U4T	709000758, 709000461, 709000208
		O-Ring	FPOR396	709000461, 709000208, 709000389 715900322
		Fuel Pressure Regulator	FPR3	709000758, 709000461, 709000208, 715900322
		Rubber Isolator Grommet	FPRB57	709000758, 709000461, 709000208, 715900322
		Fuel Pump Strainer (Set of 3)	FPS83	709000758, 709000461, 709000208, 715900322
Fuel Pump Tank Seal Gasket	FPTS44	709000758, 709000461, 709000208		
Installation Kit (Regulator, strainer & hardware)	FPSK313	709000461, 709000208, 709000389 715900322		

- INDEX
- WIDE OPEN PARTS
- TIRES & WHEELS
- BRAKES
- AIR, OIL & FUEL
- BATTERY & ELECTRICAL
- ENGINE
- BEARINGS
- BUSHINGS
- DRIVELINE
- AXLES
- BELTS
- CONTROLS
- TOOLS & CHEMICALS
- EXHAUST
- ACCESSORIES

Quantum fuel pumps continue on the next page.





CAN-AM

MODEL	YEAR	DESCRIPTION	PART #	OEM CROSS REF #
650 Outlander / Max	06-08	In-Tank EFI OEM Replacement Fuel Pump w/ Regulator, Tank Seal	FP382CA2	703500771, 709000109, 709000170, 709000100
		Fuel Pump Strainer (Set of 3)	FPS33	703500771, 709000287, 709000109, 709000170, 709000100, 709000208
		Fuel Pump Tank Seal Gasket	FPT15	703500771, 709000109, 709000170, 709000100
		Fuel Pressure Regulator	FPPR435	709000287, 703500771, 709000109, 709000170, 709000100, 709000208
		Installation Kit (Regulator, strainer & hardware)	FPSK312	703500771, 709000109, 709000170
650 Outlander / Max	09-16	In-Tank EFI OEM Replacement Fuel Pump w/ Regulator, Tank Seal	FP382CA3	709000287, 709000208, 709000389, 709000498, 219800248, 709000100
		Fuel Pressure Regulator	FPPR435	709000287, 709000208, 709000389
		Fuel Pump Strainer (Set of 3)	FPS63	709000287, 709000208, 709000389
		Fuel Pump Tank Seal Gasket	FPT4	709000287, 709000208, 709000389
		Installation Kit (Regulator, strainer & hardware)	FPSK311	709000287, 709000208, 709000389
650 Outlander	17-20	In-Tank EFI OEM Replacement Fuel Pump w/ Regulator, Tank Seal	FP382CA3	709000287, 709000208, 709000389, 709000498, 219800248, 709000100
		Fuel Pressure Regulator	FPPR435	709000287, 709000208, 709000389, 709000498, 219800248, 709000100
		Fuel Pump Strainer (Set of 3)	FPS63	709000287, 709000208, 709000389, 709000498, 219800248, 709000100
		Fuel Pump Tank Seal Gasket	FPT4	709000287, 709000208, 709000389
		Installation Kit (Regulator, strainer & hardware)	FPSK311	709000287, 709000208, 709000389
650 Outlander Max	17-20	In-Tank EFI OEM Replacement Fuel Pump w/ Regulator, Tank Seal	FP396U4T	709000758, 709000208, 715900322
		O-Ring	FPOR396	709000758, 709000208, 715900322, 709000330
		Fuel Pressure Regulator	FPR3	709000758, 709000208, 715900322, 709000330
		Rubber Isolator Grommet	FPRB57	709000758, 709000208, 715900322, 709000330
		Fuel Pump Strainer (Set of 3)	FPS83	709000758, 709000208, 715900322, 709000330
		Fuel Pump Tank Seal Gasket	FPTS44	709000758, 709000208, 715900322
		Installation Kit (Regulator, strainer & hardware)	FPSK313	709000758, 709000208, 715900322, 709000330

Quantum fuel pumps continue on the next page.



CAN-AM				
MODEL	YEAR	DESCRIPTION	PART #	OEM CROSS REF #
650 Renegade	17-20	In-Tank EFI OEM Replacement Fuel Pump w/ Regulator, Tank Seal	FP396U4T	709000461, 709000758, 709000208
		O-Ring	FPOR396	709000461, 709000208, 709000389 715900322
		Fuel Pressure Regulator	FPR3	709000461, 709000758, 709000208, 715900322
		Rubber Isolator Grommet	FPRB57	709000461, 709000758, 709000208, 715900322
		Fuel Pump Strainer (Set of 3)	FPS83	709000461, 709000758, 709000208, 715900322
		Fuel Pump Tank Seal Gasket	FPTS44	709000461, 709000758, 709000208
		Installation Kit (Regulator, strainer & hardware)	FPSK313	709000461, 709000208, 709000389 715900322
800 Commander / Max	11-20	In-Tank EFI OEM Replacement Fuel Pump w/ Regulator, Tank Seal	FP382C	709000759, 709000362, 709000270
		Fuel Pressure Regulator	FPPR435	709000759, 709000362, 709000270
		Fuel Pump Strainer (Set of 3)	FPS63	709000759, 709000362, 709000270
		Fuel Pump Tank Seal Gasket	FPT4	709000759, 709000362, 709000270
		Installation Kit (Regulator, strainer & hardware)	FPSK311	709000759, 709000362, 709000270
800 Defender HD8 / Max	16-20	In-Tank EFI OEM Replacement Fuel Pump w/ Regulator	FP396U4	709000662
		O-Ring	FPOR396	709000662
		Fuel Pressure Regulator	FPR3	709000662
		Rubber Isolator Grommet	FPRB57	709000662
		Fuel Pump Strainer (Set of 3)	FPS83	709000662
		Fuel Pump Tank Seal Gasket	FPT4	709000662
		Fuel Pump Tank Seal Gasket	FPTS44	709000662
Installation Kit (Regulator, strainer & hardware)	FPSK313	709000662		
800 Outlander / Max	06-08	In-Tank EFI OEM Replacement Fuel Pump w/ Regulator, Tank Seal	FP382CA3	703500771, 709000109, 709000170
		Fuel Pressure Regulator	FPPR435	703500771, 709000109, 709000170, 709000100
		Fuel Pump Strainer (Set of 3)	FPS33	703500771, 709000109, 709000170, 709000100
		Fuel Pump Tank Seal Gasket	FPT15	703500771, 709000109, 709000170, 709000100
		Installation Kit (Regulator, strainer & hardware)	FPSK312	703500771, 709000109, 709000170
800 Outlander / Max	09-15	In-Tank EFI OEM Replacement Fuel Pump w/ Regulator, Tank Seal	FP382CA3	703500771, 709000109, 709000170
		Fuel Pressure Regulator	FPPR435	703500771, 709000109, 709000170, 709000100
		Installation Kit (Regulator, strainer & hardware)	FPSK311	703500771, 709000109, 709000170
		Fuel Pump Strainer (Set of 3)	FPS63	703500771, 709000109, 709000170, 709000100
		Fuel Pump Tank Seal Gasket	FPT4	703500771, 709000109, 709000170, 709000100

- INDEX
- WIDE OPEN PARTS
- TIRES & WHEELS
- BRAKES
- AIR, OIL & FUEL
- BATTERY & ELECTRICAL
- ENGINE
- BEARINGS
- BUSHINGS
- DRIVELINE
- AXLES
- BELTS
- CONTROLS
- TOOLS & CHEMICALS
- EXHAUST
- ACCESSORIES

Quantum fuel pumps continue on the next page.





CAN-AM

MODEL	YEAR	DESCRIPTION	PART #	OEM CROSS REF #
800 Renegade	07-08	In-Tank EFI OEM Replacement Fuel Pump w/ Regulator, Tank Seal	FP382CA3	703500771, 709000102, 709000100
		Fuel Pressure Regulator	FPPR435	703500771, 709000102, 709000109, 709000170
		Fuel Pump Strainer (Set of 3)	FPS33	703500771, 709000102, 709000109, 709000170
		Fuel Pump Tank Seal Gasket	FPT15	703500771, 709000102, 709000109, 709000170
		Installation Kit (Regulator, strainer & hardware)	FPSK312	703500771, 709000102, 709000100
800 Renegade	09-16	In-Tank EFI OEM Replacement Fuel Pump w/ Regulator, Tank Seal	FP382C	703500766, 709000194, 709000245, 709000208, 709000389
		Fuel Pressure Regulator	FPPR435	703500766, 709000194, 709000245, 709000208, 709000389
		Fuel Pump Strainer (Set of 3)	FPS63	703500766, 709000194, 709000245, 709000208, 709000389
		Fuel Pump Tank Seal Gasket	FPT4	703500766, 709000194, 709000245, 709000208, 709000389
		Installation Kit (Regulator, strainer & hardware)	FPSK311	703500766, 709000194, 709000245, 709000208, 709000389
850 Outlander	17-20	In-Tank EFI OEM Replacement Fuel Pump w/ Regulator, Tank Seal	FP382CA3	709000758, 709000208, 709000389
		Fuel Pressure Regulator	FPPR435	709000758, 709000208, 709000389, 709000330
		Fuel Pump Strainer (Set of 3)	FPS63	709000758, 709000208, 709000389, 709000330
		Fuel Pump Tank Seal Gasket	FPT4	709000758, 709000461, 709000389
		Installation Kit (Regulator, strainer & hardware)	FPSK311	709000758, 709000208, 709000389, 709000330
850 Renegade	17-20	In-Tank EFI OEM Replacement Fuel Pump w/ Regulator, Tank Seal	FP396U4T	709000758, 709000461, 709000208
		O-Ring	FPOR396	709000461, 709000208, 709000389 715900322
		Fuel Pressure Regulator	FPR3	709000758, 709000461, 709000208, 715900322
		Rubber Isolator Grommet	FPRB57	709000758, 709000461, 709000208, 715900322
		Fuel Pump Strainer (Set of 3)	FPS83	709000758, 709000461, 709000208, 715900322
		Fuel Pump Tank Seal Gasket	FPTS44	709000758, 709000461, 709000208
		Installation Kit (Regulator, strainer & hardware)	FPSK313	709000461, 709000208, 709000389 715900322
1000 Commander / Max	11-20	In-Tank EFI OEM Replacement Fuel Pump w/ Regulator, Tank Seal	FP382C	709000759, 709000362, 709000270
		Fuel Pressure Regulator	FPPR435	709000759, 709000362, 709000270
		Fuel Pump Strainer (Set of 3)	FPS63	709000759, 709000362, 709000270
		Fuel Pump Tank Seal Gasket	FPT4	709000759, 709000362, 709000270
		Installation Kit (Regulator, strainer & hardware)	FPSK311	709000759, 709000362, 709000270

Quantum fuel pumps continue on the next page.



CAN-AM				
MODEL	YEAR	DESCRIPTION	PART #	OEM CROSS REF #
1000 Defender / HD10 / Max	16-20	In-Tank EFI OEM Replacement Fuel Pump w/ Regulator	FP396U4	709000662
		O-Ring	FPOR396	709000662
		Fuel Pressure Regulator	FPR3	709000662
		Rubber Isolator Grommet	FPRB57	709000662
		Fuel Pump Strainer (Set of 3)	FPS83	709000662
		Fuel Pump Tank Seal Gasket	FPT4	709000662
		Fuel Pump Tank Seal Gasket	FPTS44	709000662
		Installation Kit (Regulator, strainer & hardware)	FPSK313	709000662
1000 Maverick / Max	13-18	In-Tank EFI OEM Replacement Fuel Pump w/ Regulator, Tank Seal	FP382C	709000759, 709000362, 709000270
		Fuel Pressure Regulator	FPPR435	709000759, 709000362, 709000270
		Fuel Pump Strainer (Set of 3)	FPS63	709000759, 709000362, 709000270
		Fuel Pump Tank Seal Gasket	FPT4	709000759, 709000362, 709000270
		Installation Kit (Regulator, strainer & hardware)	FPSK311	709000759, 709000362, 709000270
1000 Outlander / Max	12-20	In-Tank EFI OEM Replacement Fuel Pump w/ Regulator, Tank Seal	FP382CA3	709000287, 709000758, 709000208, 709000389, 709000330
		Fuel Pressure Regulator	FPPR435	709000287, 709000758, 709000208, 709000389, 709000330
		Fuel Pump Strainer (Set of 3)	FPS63	709000287, 709000758, 709000208, 709000389, 709000330
		Fuel Pump Tank Seal Gasket	FPT4	709000287, 709000758, 709000208, 709000389, 709000330
		Installation Kit (Regulator, strainer & hardware)	FPSK311	709000758, 709000208, 709000389, 709000330
		In-Tank EFI OEM Replacement Fuel Pump w/ Regulator, Tank Seal	FP382CA3	709000287, 709000208, 709000389, 709000109, 709000170
1000 Renegade	12-16	Fuel Pressure Regulator	FPPR435	709000287, 709000208, 709000389, 709000330
		Fuel Pump Strainer (Set of 3)	FPS63	709000287, 709000208, 709000389, 709000330
		Fuel Pump Tank Seal Gasket	FPT4	709000287, 709000208, 709000389, 709000330
		Installation Kit (Regulator, strainer & hardware)	FPSK311	709000287, 709000208, 709000389
		In-Tank EFI OEM Replacement Fuel Pump w/ Regulator	FP396U4	709000758, 709000461, 709000208, 715900322
1000 Renegade	17-20	O-Ring	FPOR396	709000461, 709000208, 709000389 715900322
		Fuel Pressure Regulator	FPR3	709000758, 709000461, 709000208, 715900322
		Rubber Isolator Grommet	FPRB57	709000758, 709000461, 709000208, 715900322
		Fuel Pump Strainer (Set of 3)	FPS83	709000758, 709000461, 709000208, 715900322
		Installation Kit (Regulator, strainer & hardware)	FPSK313	709000461, 709000208, 709000389 715900322

- INDEX
- WIDE OPEN PARTS
- TIRES & WHEELS
- BRAKES
- AIR, OIL & FUEL
- BATTERY & ELECTRICAL
- ENGINE
- BEARINGS
- BUSHINGS
- DRIVELINE
- AXLES
- BELTS
- CONTROLS
- TOOLS & CHEMICALS
- EXHAUST
- ACCESSORIES

Quantum fuel pumps continue on the next page.





CF MOTO				
MODEL	YEAR	DESCRIPTION	PART #	OEM CROSS REF #
600 Cforce	13-20	In-Tank EFI OEM Replacement Fuel Pump	HFP-389-U	9060-150900, 901F-150900
X6	12-13	In-Tank EFI OEM Replacement Fuel Pump	HFP-389-U	9060-150900, 901F-150900
600 Zforce	13-15	In-Tank EFI OEM Replacement Fuel Pump	HFP-389-U	9060-150900, 901F-150900

HONDA				
MODEL	YEAR	DESCRIPTION	PART #	OEM CROSS REF #
TRX420 Rancher	07-13	In-Tank EFI OEM Replacement Fuel Pump	FP397	16700-HP5-602, 16706-HN8-A62, 16706-HN8-305
		Fuel Pump Strainer	FPS40	16700-HP5-602, 16706-HN8-A62, 16706-HN8-305
TRX420 Rancher	14-20	In-Tank EFI OEM Replacement Fuel Pump	FP444	16700-HR3-A21, 17574-HR3-A21, 16010-HR3-A21
		Fuel Pump Strainer (Set of 3)	FPS65M3	16700-HR3-A21, 17574-HR3-A21, 16010-HR3-A21
TRX500 Foreman	12-13	In-Tank EFI OEM Replacement Fuel Pump	FP397	16700-HP5-602, 16706-HN8-A62, 16706-HN8-305
		Fuel Pump Strainer	FPS40	16700-HP5-602, 16706-HN8-A62, 16706-HN8-305
TRX500 Foreman	14-20	In-Tank EFI OEM Replacement Fuel Pump	FP444	16700-HR3-A21, 17574-HR3-A21, 16010-HR3-A21
		Fuel Pump Strainer (Set of 3)	FPS65M3	16700-HR3-A21, 17574-HR3-A21, 16010-HR3-A21
TRX500 Rubicon	15-16	In-Tank EFI OEM Replacement Fuel Pump	FP444	16700-HR3-A21, 17574-HR3-A21, 16010-HR3-A21
		Fuel Pump Strainer (Set of 3)	FPS65M3	16700-HR3-A21, 17574-HR3-A21, 16010-HR3-A21
SXS500 Pioneer	15-20	In-Tank EFI OEM Replacement Fuel Pump	FP444	16700-HL5-A01, 17574-HR3-A21, 16010-HL3-A01
		Fuel Pump Strainer (Set of 3)	FPS65M3	16700-HL5-A01, 17574-HR3-A21, 16010-HL3-A01
TRX680 Rincon	06-20	In-Tank EFI OEM Replacement Fuel Pump	FP397	16700-HN8-601, 16706-HN8-A62, 16706-HN8-305
		Fuel Pump Strainer	FPS40	16700-HN8-601, 16706-HN8-A62, 16706-HN8-305

Quantum fuel pumps continue on the next page.

JMATV.COM
dealers online

ARE YOU REGISTERED @ JMATV.COM?
Place Orders » Check Inventory & Current Pricing
Save Time & Hassle — Register Today!



HONDA				
MODEL	YEAR	DESCRIPTION	PART #	OEM CROSS REF #
MUV700 Big Red	09-13	In-Tank EFI OEM Replacement Fuel Pump	FP382K	16700-HL1-A01, 17574-STK-A01
		Fuel Pump Strainer (Set of 3)	FPS173	16700-HL1-A01, 17574-STK-A01
SXS700 Pioneer	14-20	In-Tank EFI OEM Replacement Fuel Pump	FP444	16700-HL3-A02, 17574-HR3-A21, 16010-HL3-A01
		Fuel Pump Strainer (Set of 3)	FPS65M3	16700-HL3-A02, 17574-HR3-A21, 16010-HL3-A01
TRX700XX	08-09	In-Tank EFI OEM Replacement Fuel Pump	FP397	16700-HP5-602, 16706-HN8-A62, 16706-HN8-305
		Fuel Pump Strainer	FPS40	16700-HP5-602, 16706-HN8-A62, 16706-HN8-305
SXS1000 Pioneer	16-20	In-Tank EFI OEM Replacement Fuel Pump	FP444	16700-HL3-A02, 17574-HR3-A21, 16010-HL3-A01
		Fuel Pump Strainer (Set of 3)	FPS65M3	16700-HL3-A02, 17574-HR3-A21, 16010-HL3-A01

JOHN DEERE				
MODEL	YEAR	DESCRIPTION	PART #	OEM CROSS REF #
XUV590i Gator	16-17	In-Tank EFI OEM Replacement Fuel Pump w/ Tank Seal, Filter	FP367TF	AM136612, AUC11498
		Fuel Filter	FP110	AM136612, AUC11498
		Fuel Pump Strainer	FPS343M2	AM136612, AUC11498
		Installation Kit (Regulator, strainer & hardware)	FPSK334	AM136612, AUC11498
		Fuel Pump Tank Seal Gasket	FPTS16	AM136612, AUC11498
XUV625i Gator	11-16	In-Tank EFI OEM Replacement Fuel Pump w/ Tank Seal, Filter	FP367TF	AM136612, AUC11498
		Fuel Pump Strainer	FPS343M2	AM136612, AUC11498
		Installation Kit (Regulator, strainer & hardware)	FPSK334	AM136612, AUC11498
		Fuel Filter	FP110	AM136612, AUC11498
		Fuel Pump Tank Seal Gasket	FPTS16	AM136612, AUC11498
XUV825i Gator	11-17	In-Tank EFI OEM Replacement Fuel Pump w/ Tank Seal, Filter	FP367TF	AM136612, AUC11498
		Fuel Pump Strainer	FPS343M2	AM136612, AUC11498
		Fuel Filter	FP110	AM136612, AUC11498
		Fuel Pump Tank Seal Gasket	FPTS16	AM136612, AUC11498
		Installation Kit (Regulator, strainer & hardware)	FPSK334	AM136612, AUC11498
RSX850i Gator	13-15	In-Tank EFI OEM Replacement Fuel Pump w/ Tank Seal, Filter	FP367TF	AM136612, AUC11498
		Fuel Filter	FP110	AM136612, AUC11498
		Fuel Pump Strainer	FPS343M2	AM136612, AUC11498
		Fuel Pump Tank Seal Gasket	FPTS16	AM136612, AUC11498
		Installation Kit (Regulator, strainer & hardware)	FPSK334	AM136612, AUC11498

INDEX

WIDE OPEN PARTS

TIRES & WHEELS

BRAKES

AIR, OIL & FUEL

BATTERY & ELECTRICAL

ENGINE

BEARINGS

BUSHINGS

DRIVELINE

AXLES

BELTS

CONTROLS

TOOLS & CHEMICALS

EXHAUST

ACCESSORIES



Quantum fuel pumps continue on the next page.



KAWASAKI

MODEL	YEAR	DESCRIPTION	PART #	OEM CROSS REF #
KFX450R	08-14	In-Tank EFI OEM Replacement Fuel Pump	FP386U	49040-0020, 49040-0033, 670E5075, 49019-0013
		Fuel Pressure Regulator	FPPR104	49040-0020, 49040-0033, 670E5075, 49019-0013
		Fuel Pump Strainer (Set of 3)	FPS23	49040-0020, 49040-0033, 670E5075, 49019-0013
KAF400 Mule 600	09-15	Frame-Mounted Mechanical OEM Replacement Fuel Pump w/ Filter	FP282F	49040-7001, 49019-0013
KAF400 Mule 600	2016	Frame-Mounted Mechanical OEM Replacement Fuel Pump	FP283	49040-0005, 49019-0032
KAF400 Mule 600	09-15	Mahle Fuel Filter	FPM03	49040-7001, 49019-0013
KAF400 Mule 610	2016	Frame-Mounted Mechanical OEM Replacement Fuel Pump	FP283	49040-0005, 49019-0032
KAF400 Mule SX		Frame-Mounted Mechanical OEM Replacement Fuel Pump w/ Filter	FP282F	49040-7001, 49019-0013, 49019-0032
		Fuel Pump Strainer (Set of 3)	FPS23	49040-7001, 49019-0013, 49019-0032
		Mahle Fuel Filter	FPM03	49040-7001, 49019-0013, 49019-0032
KAF400 Mule 610 XC	09-15	Frame-Mounted Mechanical OEM Replacement Fuel Pump	FP282	49040-7001, 49019-0013, 49019-0032
		Frame-Mounted Mechanical OEM Replacement Fuel Pump w/ Filter	FP282F	49040-7001, 49019-0013, 49019-0032
		Mahle Fuel Filter	FPM03	49040-7001, 49019-0013, 49019-0032
KAF620 Mule 3010	07-08	Frame-Mounted Electric OEM Replacement Fuel Pump w/ Filter	FP179F	49040-1055, 49019-0032
		Mahle Fuel Filter	FPM03	49040-1055, 49019-0032
KAF620 Mule 4000	09-20	In-Tank EFI OEM Replacement Fuel Pump w/ Regulator, Tank Seal, Filter	FP386U2RF	49040-0719, 49040-0718, 670E5090, 49019-0013
		In-Tank EFI OEM Replacement Fuel Pump Assembly	FPA487	49040-0719, 49040-0718, 670E5090, 49019-0013
		Fuel Filter	FPF114	49040-0719, 49040-0718, 670E5090, 49019-0013
		Fuel Pressure Regulator	FPR10	49040-0719, 49040-0718, 670E5090, 49019-0013
		Fuel Pump Strainer (Set of 3)	FPS23	49040-0719, 49040-0718, 670E5090, 49019-0013
		Installation Kit (Regulator, strainer & hardware)	FPSK364	49040-0719, 49040-0718, 670E5090, 49019-0013
KAF620 Mule 4010	09-20	In-Tank EFI OEM Replacement Fuel Pump w/ Regulator, Tank Seal, Filter	FP386U2RF	49040-0719, 49040-0718, 670E5090, 49019-0013
		In-Tank EFI OEM Replacement Fuel Pump Assembly	FPA487	49040-0719, 49040-0718, 670E5090, 49019-0013
		Fuel Filter	FPF114	49040-0719, 49040-0718, 670E5090, 49019-0013
		Fuel Pump Lock Ring	FPLR105	49040-0719, 49040-0718, 670E5090, 49019-0013
		Fuel Pressure Regulator	FPR10	49040-0719, 49040-0718, 670E5090, 49019-0013
		Fuel Pump Strainer (Set of 3)	FPS23	49040-0719, 49040-0718, 670E5090, 49019-0013
		Installation Kit (Regulator, strainer & hardware)	FPSK364	49040-0719, 49040-0718, 670E5090, 49019-0013

Quantum fuel pumps continue on the next page.



KAWASAKI				
MODEL	YEAR	DESCRIPTION	PART #	OEM CROSS REF #
KVF650 Prairie	02-03	In-Tank Electric OEM Replacement Fuel Pump w/ Tank Seal	FP360K	49040-0006, 49040-1076, 92161-1272
		Fuel Pump Strainer (Set of 3)	FPS19	49040-0006, 49040-1076, 92161-1272
		Fuel Pump Tank Seal Gasket	FPT12	49040-0006, 49040-1076, 92161-1272
KVF650 Brute Force	04-05	In-Tank Electric OEM Replacement Fuel Pump w/ Tank Seal	FP360K	49040-0006, 92161-1272
		Fuel Pump Strainer (Set of 3)	FPS19	49040-0006, 92161-1272
		Fuel Pump Tank Seal Gasket	FPT12	49040-0006, 92161-1272
KVF650 Brute Force	06-13	Frame-Mounted Mechanical OEM Replacement Fuel Pump	FP283	49040-0005, 49019-0032
KFX700	04-09	In-Tank Electric OEM Replacement Fuel Pump w/ Tank Seal	FP360K	49040-1080, 92161-0027
		Fuel Pump Strainer (Set of 3)	FPS19	49040-1080, 92161-0027
		Fuel Pump Tank Seal Gasket	FPT12	49040-1080, 92161-0027
KVF700 Prairie	04-06	In-Tank Electric OEM Replacement Fuel Pump w/ Tank Seal	FP360K	49040-0006, 49040-1076, 92161-1272
		Fuel Pump Strainer (Set of 3)	FPS19	49040-0006, 49040-1076, 92161-1272
		Fuel Pump Tank Seal Gasket	FPT12	49040-0006, 49040-1076, 92161-1272
KVF750 Brute Force	05-07	Frame-Mounted Mechanical OEM Replacement Fuel Pump	FP283	49040-0005, 49019-0032
KVF750 Brute Force	08-20	In-Tank EFI OEM Replacement Fuel Pump w/ Regulator, Tank Seal, Filter	FP386U2RF	49040-0717, 49040-0033, 670E5090, 49019-0013
		In-Tank EFI OEM Replacement Fuel Pump Assembly	FPA486	49040-0717, 49040-0033, 670E5090, 49019-0013
		Fuel Filter	FPP114	49040-0717, 49040-0033, 670E5090, 49019-0013
		Fuel Pump Lock Ring	FPLR105	49040-0717, 49040-0033, 670E5090, 49019-0013
		Fuel Pressure Regulator	FPR10	49040-0717, 49040-0033, 670E5090, 49019-0013
		Fuel Pump Strainer (Set of 3)	FPS23	49040-0717, 49040-0033, 670E5090, 49019-0013
KRF750 Teryx	09-13	In-Tank EFI OEM Replacement Fuel Pump w/ Regulator, Tank Seal, Filter	FP386U2RF	49040-0718, 49040-0041, 670E5090, 49019-0013
		In-Tank EFI OEM Replacement Fuel Pump Assembly	FPA487	49040-0718, 49040-0041, 670E5090, 49019-0013
		Fuel Filter	FPP114	49040-0718, 49040-0041, 670E5090, 49019-0013
		Fuel Pump Lock Ring	FPLR105	49040-0718, 49040-0041, 670E5090, 49019-0013
		Fuel Pressure Regulator	FPR10	49040-0718, 49040-0041, 670E5090, 49019-0013
		Fuel Pump Strainer (Set of 3)	FPS23	49040-0718, 49040-0041, 670E5090, 49019-0013
		Installation Kit (Regulator, strainer & hardware)	FPSK364	49040-0718, 49040-0041, 670E5090, 49019-0013

- INDEX
- WIDE OPEN PARTS
- TIRES & WHEELS
- BRAKES
- AIR, OIL & FUEL
- BATTERY & ELECTRICAL
- ENGINE
- BEARINGS
- BUSHINGS
- DRIVELINE
- AXLES
- BELTS
- CONTROLS
- TOOLS & CHEMICALS
- EXHAUST
- ACCESSORIES

Quantum fuel pumps continue on the next page.





KAWASAKI

MODEL	YEAR	DESCRIPTION	PART #	OEM CROSS REF #
KRF800 Teryx / 4	14-20	In-Tank EFI OEM Replacement Fuel Pump w/ Regulator, Tank Seal, Filter	FP386U2RF	49040-0716, 49019-0013
		In-Tank EFI OEM Replacement Fuel Pump Assembly	FPA490	49040-0716, 49019-0013
		Fuel Filter	FPP114	49040-0716, 49019-0013
		Fuel Pump Lock Ring	FPLR105	49040-0716, 49019-0013
		Fuel Pressure Regulator	FPR10	49040-0716, 49019-0013
		Fuel Pump Strainer (Set of 3)	FPS23	49040-0716, 49019-0013
		Installation Kit (Regulator, strainer & hardware)	FPSK364	49040-0716, 49019-0013
KAF820 Mule PRO-FXT / FX	15-20	Fuel Pump Lock Ring	FPLR105	49040-0733, 49019-0013
		Fuel Pressure Regulator	FPR10	49040-0733, 49019-0013
		Fuel Pump Strainer (Set of 3)	FPS23	49040-0733, 49019-0013
		In-Tank EFI OEM Replacement Fuel Pump Assembly	FPA490	49040-0733, 49019-0013
		In-Tank EFI OEM Replacement Fuel Pump w/ Regulator, Tank Seal	FP386U2R	49040-0733, 49019-0013
KAF1000 Mule PRO-DXT / DX	16-20	Frame-Mounted Mechanical OEM Replacement Fuel Pump w/ Filter	FP282F	49040-0751, 49040-0747, 92192-1477
		Mahle Fuel Filter	FPM03	49040-0751, 49040-0747, 92192-1477

POLARIS

MODEL	YEAR	DESCRIPTION	PART #	OEM CROSS REF #
110 Outlaw	16-20	In-Tank OEM Replacement Fuel Pump	FPPPN30	0455194, 0455147,
		Fuel Pump Strainer (Set of 3)	FPS93	455194, 0455147,
110 Sportsman	16-20	In-Tank OEM Replacement Fuel Pump	FPPPN30	455195
		Fuel Pump Strainer (Set of 3)	FPS93	455195
150 Ace	17-20	In-Tank EFI OEM Replacement Fuel Pump Assembly	FPA4561	2207141, 2521748
		Fuel Pump Tank Seal Gasket	FPT4	5413451, 2207141, 2521748
		In-Tank EFI OEM Replacement Fuel Pump	FP456	2207141, 2521748
		Fuel Pump Strainer (Set of 3)	FPS453	2207141, 2521748
150 Ranger	18-19	In-Tank EFI OEM Replacement Fuel Pump Assembly	FPA4561	2521748, 2207141, 2521747, 2522076
170 RZR	09-14	Frame-Mounted Mechanical OEM Replacement Fuel Pump	FP280	454953, 454395
170 RZR	15-20	In-Tank OEM Replacement Fuel Pump	FPPPN30	455041
		Fuel Pump Strainer (Set of 3)	FPS93	455041
300 Sportsman	2008	Frame-Mounted Mechanical OEM Replacement Fuel Pump	FP283	3089760
300 Sportsman	09-10	Frame-Mounted Mechanical OEM Replacement Fuel Pump	FP281	2520227, 3085275, 3084692, 3088070
300 Hawkeye	06-08	Frame-Mounted Mechanical OEM Replacement Fuel Pump	FP283	3089760
300 Hawkeye	09-10	Frame-Mounted Mechanical OEM Replacement Fuel Pump	FP281	2520227, 3085275, 3084692, 3088070

Quantum fuel pumps continue on the next page.



POLARIS				
MODEL	YEAR	DESCRIPTION	PART #	OEM CROSS REF #
325 Ace	14-16	In-Tank EFI OEM Replacement Fuel Pump w/ Regulator	FP396U4	2521327, 2521327-D, 2205374, 2205374
		In-Tank EFI OEM Replacement Fuel Pump Assembly	FPA3962	2521327, 2521327-D, 2205374, 2205374, 47-1007, 1009-0098, 1009-0098, 237471007, 983204, 24-71007
		Fuel Pump Lock Ring	FPLR100	2521327, 2521327-D, 2205374, 2205374
		O-Ring	FPOR396	2521327, 2521327-D, 2205374, 2205374
		Fuel Pressure Regulator	FPR3	2521327, 2521327-D, 2205374, 2205374
		Rubber Isolator Grommet	FPRB57	2521327, 2521327-D, 2205374, 2205374, PR34
		Fuel Pump Strainer (Set of 3)	FPS83	2521327, 2521327-D, 2205374, 2205374
325 Hawkeye	2015	Fuel Pump Tank Seal Gasket	FPT4	2521327, 2521327-D, 2205374, 2205374
		In-Tank EFI OEM Replacement Fuel Pump w/ Regulator	FP396U5	2521198, 2521091
		Fuel Pump Lock Ring	FPLR100	2521198, 2521091
		O-Ring	FPOR396	2521198, 2521091
		Fuel Pressure Regulator	FPPR32	2521198, 2521091
		Rubber Isolator Grommet	FPRB57	2521198, 2521091
		Fuel Pump Strainer (Set of 3)	FPS83	2521198, 2521091, 2204402
325 Magnum	00-02	Fuel Pump Tank Seal Gasket	FPT4	2521198, 2521091, 2204402
		Frame-Mounted Mechanical OEM Replacement Fuel Pump	FP281	2520227, 3085275, 3084692, 3088070
325 Ranger ETX	15-20	In-Tank EFI OEM Replacement Fuel Pump w/ Regulator, Filter	FP3964	2204945
		In-Tank EFI OEM Replacement Fuel Pump Assembly	FPA396	2204945, 47-1003, 1009-0096, 1009-0096, 237471003, 983200, 24-71003
		Fuel Filter	FP111	2204945
325 Sportsman	99-00	Frame-Mounted Mechanical OEM Replacement Fuel Pump	FP281	2520227, 3085275, 3084692, 3088070
325 Sportsman ETX	2015	In-Tank EFI OEM Replacement Fuel Pump w/ Regulator	FP396U5	2205469
		Fuel Pump Lock Ring	FPLR100	2205469
		O-Ring	FPOR396	2205469
		Fuel Pressure Regulator	FPPR32	2205469
		Rubber Isolator Grommet	FPRB57	2205469
		Fuel Pump Strainer (Set of 3)	FPS83	2205469
		Fuel Pump Tank Seal Gasket	FPT4	2205469

INDEX

WIDE OPEN PARTS

TIRES & WHEELS

BRAKES

AIR, OIL & FUEL

BATTERY & ELECTRICAL

ENGINE

BEARINGS

BUSHINGS

DRIVELINE

AXLES

BELTS

CONTROLS

TOOLS & CHEMICALS

EXHAUST

ACCESSORIES



Quantum fuel pumps continue on the next page.



POLARIS				
MODEL	YEAR	DESCRIPTION	PART #	OEM CROSS REF #
325 Trail Boss	00-02	Frame-Mounted Mechanical OEM Replacement Fuel Pump	FP281	2520227, 3085275, 3084692, 3088070
325 Xpedition	00-02	Frame-Mounted Mechanical OEM Replacement Fuel Pump	FP281	2520227, 3085275, 3084692, 3088070
330 Magnum	03-06	Frame-Mounted Mechanical OEM Replacement Fuel Pump	FP281	2520227, 3085275, 3084692, 3088070
330 Trail Blazer	11-13	Frame-Mounted Mechanical OEM Replacement Fuel Pump	FP284	2521135, Bombardier 707200000
330 Trail Boss	03-10	Frame-Mounted Mechanical OEM Replacement Fuel Pump	FP281	2520227, 3085275, 3084692, 3088070
330 Trail Boss	11-13	Frame-Mounted Mechanical OEM Replacement Fuel Pump	FP284	2521135, Bombardier 707200000
335 Sportsman	99-00	Frame-Mounted Mechanical OEM Replacement Fuel Pump	FP281	2520227, 3085275, 3084692, 3088070
335 Worker	1999	Frame-Mounted Mechanical OEM Replacement Fuel Pump	FP281	2520227, 3085275, 3084692, 3088070
400 Hawkeye 2X4	11-14	Frame-Mounted Mechanical OEM Replacement Fuel Pump	FP284	2521135, Bombardier 707200000
400 Sportsman	01-05	Frame-Mounted Mechanical OEM Replacement Fuel Pump	FP281	2520227, 3085275, 3084692, 3088070
400 Sportsman	2008	Frame-Mounted Mechanical OEM Replacement Fuel Pump	FP283	3089760
400 Sportsman	09-10	Frame-Mounted Mechanical OEM Replacement Fuel Pump	FP281	2520227, 3085275, 3084692, 3088070
400 Sportsman	11-14	Frame-Mounted Mechanical OEM Replacement Fuel Pump	FP284	2521135, Bombardier 707200000
425 Xpedition	01-02	Frame-Mounted Mechanical OEM Replacement Fuel Pump	FP281	2520227, 3085275, 3084692, 3088070
450 Outlaw	09-10	Frame-Mounted Mechanical OEM Replacement Fuel Pump	FP281	2520227, 3085275, 3084692, 3088070
450 Sportsman	06-07	Frame-Mounted Mechanical OEM Replacement Fuel Pump	FP281	2520227, 3085275, 3084692, 3088070
CONTROLS		In-Tank EFI OEM Replacement Fuel Pump w/ Regulator	FP396U5	2205469, Bosch 566, S09 533-26
		Fuel Pump Lock Ring	FPLR100	2205469, Bosch 566, S09 533-26
		O-Ring	FPOR396	2205469, Bosch 566, S09 533-26
EXHAUST	450 Sportsman	2016	Fuel Pressure Regulator	FPPR32 2205469, Bosch 566, S09 533-26
		Rubber Isolator Grommet	FPRB57	2205469, Bosch 566, S09 533-26
		Fuel Pump Strainer (Set of 3)	FPS83	2205469
		Fuel Pump Tank Seal Gasket	FPT4	2205469
450 Sportsman	17-20	In-Tank EFI OEM Replacement Fuel Pump Assembly	FPA456	2207671, 2208126, 2521713, 2522071
		In-Tank EFI OEM Replacement Fuel Pump	FP456	2207671, 2208126, 2521713, 2522071
450 Sportsman HO	17-20	Fuel Pump Strainer (Set of 3)	FPS453	2207671, 2208126, 2521713, 2522071
		Fuel Pump Tank Seal Gasket	FPT4	2207671, 2208126, 2521713, 2522071

Quantum fuel pumps continue on the next page.



POLARIS				
MODEL	YEAR	DESCRIPTION	PART #	OEM CROSS REF #
500 Ace	17-20	In-Tank EFI OEM Replacement Fuel Pump w/ Regulator	FP396U5	2521693
		Fuel Pump Lock Ring	FPLR100	2521693
		O-Ring	FPOR396	2521693
		Fuel Pressure Regulator	FPPR32	2521693
		Rubber Isolator Grommet	FPRB57	2521693
		Fuel Pump Strainer (Set of 3)	FPS83	2521693
		Fuel Pump Tank Seal Gasket	FPT4	2521693
500 Magnum	99-03	Frame-Mounted Mechanical OEM Replacement Fuel Pump	FP281	2520227, 3085275, 3084692, 3088070
500 Outlaw	06-07	Frame-Mounted Mechanical OEM Replacement Fuel Pump	FP281	2520227, 3088070
500 Predator	05-07	Frame-Mounted Mechanical OEM Replacement Fuel Pump	FP281	2520227, 3085275, 3084692, 3088070
500 Ranger 4X4 EFI	06-08	In-Tank EFI OEM Replacement Fuel Pump w/ Regulator, Tank Seal	FP382P	1240239, 2520864, 1240382, 3089893, 2520817, 5433861, 5436398, 1240085
		Fuel Injector Adapter - Set of 2	FPDNSOP2	1240239, 2520864, 1240382, 3089893, 2520817, 5433861, 5436398, 1240085
		Fuel Filter	FP110	1240239, 2520864, 1240382, 3089893, 2520817, 5433861, 5436398, 1240085
		Fuel Pressure Regulator	FPR4	1240239, 2520864, 1240382, 3089893, 2520817, 5433861, 5436398, 1240085
		Rubber Isolator Grommet	FPRB1	1240239, 2520864, 1240382, 3089893, 2520817, 5433861, 5436398, 1240085
		Rubber Isolator Grommet	FPRB56	1240239, 2520864, 1240382, 3089893, 2520817, 5433861, 5436398, 1240085
		Fuel Pump Strainer (Set of 3)	FPS63	1240239, 2520864, 1240382, 3089893, 2520817, 5433861, 5436398, 1240085
265LPH In-Tank EFI Performance Fuel Pump w/ Install Kit	FP344	1240239, 2520864, 1240382, 3089893, 2520817, 5433861, 5436398, 1240085		
Installation Kit (Regulator, strainer & hardware)	FPSK361	1240000, 2520864, 1240382, 3089893, 2520817, 5433861, 5436398, 1240085		

INDEX

WIDE OPEN PARTS

TIRES & WHEELS

BRAKES

AIR, OIL & FUEL

BATTERY & ELECTRICAL

ENGINE

BEARINGS

BUSHINGS

DRIVELINE

AXLES

BELTS

CONTROLS

TOOLS & CHEMICALS

EXHAUST

ACCESSORIES



Quantum fuel pumps continue on the next page.



POLARIS

MODEL	YEAR	DESCRIPTION	PART #	OEM CROSS REF #
500 Ranger	09-13	In-Tank EFI OEM Replacement Fuel Pump w/ Regulator, Tank Seal	FP382P	2204306, 2520864, 2521121, 2520817, 3089893
		In-Tank EFI OEM Replacement Fuel Pump Assembly	FP482	2204306, 2521121, 2520817, 3089893, 47-1009, 1009-0100, 1009-0100, 237471009, 983198, 24-71009
		Fuel Injector Adapter - Set of 2	FPDNSOP2	2204306, 2520864, 2521121, 2520817, 3089893
		Fuel Filter	FP110	2204306, 2520864, 2521121, 2520817, 3089893
		Fuel Pressure Regulator	FPR4	2204306, 2520864, 2521121, 2520817, 3089893
		Rubber Isolator Grommet	FPRB1	2204306, 2520864, 2521121, 2520817, 3089893
		Rubber Isolator Grommet	FPRB56	2204306, 2520864, 2521121, 2520817, 3089893
		Fuel Pump Strainer (Set of 3)	FPS63	2204306, 2520864, 2521121, 2520817, 3089893
		265LPH In-Tank EFI Performance Fuel Pump w/ Install Kit	FP344	2204306, 2520864, 2521121, 2520817, 3089893
		500 Ranger	17-20	In-Tank EFI OEM Replacement Fuel Pump w/ Regulator
In-Tank EFI OEM Replacement Fuel Pump Assembly	FPA396			2204945, 2521321, 2521201-D, 47-1003, 1009-0096, 1009-0096, 237471003, 983200, 24-71003
Fuel Filter	FP111			2204945, 2521321, 2521201-D
Fuel Pump Lock Ring	FPLR100			2204945, 2521321, 2521201-D
O-Ring	FPOR396			2204945, 2521321, 2521201-D
Fuel Pressure Regulator	FPR3			2204945, 2521321, 2521201-D
Rubber Isolator Grommet	FPRB57			2204945, 2521321, 2521201-D
Fuel Pump Strainer (Set of 3)	FPS83			2204945, 2521321, 2521201-D
Fuel Pump Tank Seal Gasket	FPT4			2204945, 2521321, 2521201-D
Installation Kit (Regulator, strainer & hardware)	FPSK360			2204945, 2521321, 2521201-D
500 ETX Ranger	2017	In-Tank EFI OEM Replacement Fuel Pump w/ Regulator	FP396U4	2204945
		Fuel Filter	FP111	2204945
		Fuel Pump Lock Ring	FPLR100	2204945
		O-Ring	FPOR396	2204945
		Fuel Pressure Regulator	FPR3	2204945
		Rubber Isolator Grommet	FPRB57	2204945
		Fuel Pump Strainer (Set of 3)	FPS83	2204945
		Fuel Pump Tank Seal Gasket	FPT4	2204945
		Installation Kit (Regulator, strainer & hardware)	FPSK360	2204945

Quantum fuel pumps continue on the next page.



POLARIS				
MODEL	YEAR	DESCRIPTION	PART #	OEM CROSS REF #
500 Scrambler	97-10	Frame-Mounted Mechanical OEM Replacement Fuel Pump	FP281	2520227, 3085275, 3084692, 3088070
500 Scrambler 4X4	11-12	Frame-Mounted Mechanical OEM Replacement Fuel Pump	FP284	2521135, Bombardier 707200000
500 Sportsman (Carb)	96-10	Frame-Mounted Mechanical OEM Replacement Fuel Pump	FP281	2520227, 3085275, 3084692, 3088070
500 Sportsman	06-07	In-Tank EFI OEM Replacement Fuel Pump	FP361P	2204719, 2520437, 2520464
		In-Tank EFI OEM Replacement Fuel Pump w/ Tank Seal	FP361UT	2204719, 2520437, 2520464
		Fuel Injector Adapter - Set of 2	FPDNSOP2	3089893, 2204719, 2520437, 2520464
		Fuel Filter	FP110	2204719, 2520437, 2520464
		Fuel Pressure Regulator	FPR1	2204719, 2520437, 2520464
		Fuel Pump Strainer (Set of 3)	FPS73	2204719, 2520437, 2520464
		Fuel Pump Tank Seal Gasket	FPTS16	2204719, 5412421, 2520437, 2520464
500 Sportsman	08-14	Installation Kit (Regulator, strainer & hardware)	FPSK357	2204719, 2520437, 2520464
		In-Tank EFI OEM Replacement Fuel Pump w/ Regulator, Tank Seal	FP382P2	2204308, 3089893, 2205081, 2205092, 2520776, 2520777, 2520865, 2520875, 2520947, 2521230, 5812123, Airtex 11022A
		Fuel Injector Adapter - Set of 2	FPDNSOP2	3089893, 2204308, 2205081, 2205092, 2520776, 2520777, 2520865, 2520875, 2520947, 2521230, 5812123, Airtex 11022A
		Fuel Filter	FP110	2204308, 2205081, 2205092, 2520776, 2520777, 2520865, 2520875, 2520947, 2521230, 5812123, Airtex 11022A
		Fuel Pressure Regulator	FPPR42	2204308, 2205081, 2205092, 2520776, 2520777, 2520865, 2520875, 2520947, 2521230, 5812123, Airtex 11022A
		Rubber Isolator Grommet	FPRB1	2204308, 2205081, 2205092, 2520776, 2520777, 2520865, 2520875, 2520947, 2521230, 5812123, Airtex 11022A
		Rubber Isolator Grommet	FPRB56	2204308, 2205081, 2205092, 2520776, 2520777, 2520865, 2520875, 2520947, 2521230, 5812123, Airtex 11022A
		Fuel Pump Strainer (Set of 3)	FPS63	2204308, 2205081, 2205092, 2520776, 2520777, 2520865, 2520875, 2520947, 2521230, 5812123, Airtex 11022A
		Fuel Pump Tank Seal Gasket	FPT4	2204308, 2205081, 2205092, 2520776, 2520777, 2520865, 2520875, 2520947, 2521230, 5812123, Airtex 11022A
		265LPH In-Tank EFI Performance Fuel Pump w/ Install Kit	FPS344FT-PX	2204308, 2205081, 2205092, 2520776, 2520777, 2520865, 2520875, 2520947, 2521230, 5812123, Airtex 11022A
Installation Kit (Regulator, strainer & hardware)	FPSK359	2204308, 2205081, 2205092, 2520776, 2520777, 2520865, 2520875, 2520947, 2521230, 5812123, Airtex 11022A		

- INDEX
- WIDE OPEN PARTS
- TIRES & WHEELS
- BRAKES
- AIR, OIL & FUEL
- BATTERY & ELECTRICAL
- ENGINE
- BEARINGS
- BUSHINGS
- DRIVELINE
- AXLES
- BELTS
- CONTROLS
- TOOLS & CHEMICALS
- EXHAUST
- ACCESSORIES

Quantum fuel pumps continue on the next page.





POLARIS				
MODEL	YEAR	DESCRIPTION	PART #	OEM CROSS REF #
500 Worker	99-01	Frame-Mounted Mechanical OEM Replacement Fuel Pump	FP281	2520227, 3085275, 3084692, 3088070
500 Xplorer	1997	Frame-Mounted Mechanical OEM Replacement Fuel Pump	FP281	2520227, 3085275, 3084692, 3088070
525 Outlaw	09-11	Frame-Mounted Mechanical OEM Replacement Fuel Pump	FP281	2520227, 3085275, 3084692, 3088070
550 Sportsman	09-10	In-Tank EFI OEM Replacement Fuel Pump Assembly	FPA483	47-1020, 24-71020, 1009-0111, 237471020, 983201
		In-Tank EFI OEM Replacement Fuel Pump w/ Regulator, Tank Seal	FP382P	2204307, 2520705, 2520205, 2921329, 2521210-D, 2520922, 5812123, 2520696, Airtex 11022A
		Fuel Pressure Regulator	FPR4	2204307, 2520705, 2520205, 2921329, 2521210-D, 2520922, 5812123, 2520696, Airtex 11022A
		Rubber Isolator Grommet	FPRB1	2204307, 2520705, 2520205, 2921329, 2521210-D, 2520922, 5812123, 2520696, Airtex 11022A
		Rubber Isolator Grommet	FPRB56	2204307, 2520922, 5812123, 2520696, Airtex 11022A
		Fuel Pump Strainer (Set of 3)	FPS63	2204307, 2520705, 2520205, 2921329, 2521210-D, 2520922, 5812123, 2520696, Airtex 11022A, PR34(2001-2005)
		Fuel Pump Tank Seal Gasket	FPT4	2204307, 2520705, 2520205, 2921329, 2521210-D, 2520922, 5812123, 2520696, Airtex 11022A
		265LPH In-Tank EFI Performance Fuel Pump w/ Install Kit	FP344	2204307, 2520705, 2520205, 2921329, 2521210-D, 2520922, 5812123, 2520696, Airtex 11022A
		In-Tank EFI OEM Replacement Fuel Pump w/ Regulator	FP396U4	2521327, 2521327-D, 2205374, 2205374
		In-Tank EFI OEM Replacement Fuel Pump Assembly	FPA3962	2521327, 2521327-D, 2205374, 2205374, 47-1007, 1009-0098, 1009-0098, 237471007, 983204, 24-71007
570 Ace	15-16	Fuel Pump Lock Ring	FPLR100	2521327, 2521327-D, 2205374, 2205374
		O-Ring	FPOR396	2521327, 2521327-D, 2205374, 2205374
		Fuel Pressure Regulator	FPR3	2521327, 2521327-D, 2205374, 2205374
		Rubber Isolator Grommet	FPRB57	2521327, 2521327-D, 2205374, 2205374
		Fuel Pump Strainer (Set of 3)	FPS83	2521327, 2521327-D, 2205374, 2205374, PR34(2001-2005)
		Fuel Pump Tank Seal Gasket	FPT4	2521327, 2521327-D, 2205374, 2205374
		In-Tank EFI OEM Replacement Fuel Pump w/ Regulator	FP396U5	2521693
570 Ace	17-20	Fuel Pump Lock Ring	FPLR100	2521693
		O-Ring	FPOR396	2521693
		Fuel Pressure Regulator	FPPR32	2521693
		Rubber Isolator Grommet	FPRB57	2521693
		Fuel Pump Strainer (Set of 3)	FPS83	2521693
		Fuel Pump Tank Seal Gasket	FPT4	2521693

- INDEX
- WIDE OPEN PARTS
- TIRES & WHEELS
- BRAKES
- AIR, OIL & FUEL
- BATTERY & ELECTRICAL
- ENGINE
- BEARINGS
- BUSHINGS
- DRIVELINE
- AXLES
- BELTS
- CONTROLS
- TOOLS & CHEMICALS
- EXHAUST
- ACCESSORIES



POLARIS				
MODEL	YEAR	DESCRIPTION	PART #	OEM CROSS REF #
570 Ranger EFI / Crew	14-20	In-Tank EFI OEM Replacement Fuel Pump w/ Regulator	FP396U4	2204945, Bosch 566, S09 533-26, 2521363-E
		In-Tank EFI OEM Replacement Fuel Pump w/ Assembly	FPA396	2204945, Bosch 566, S09 533-26, 2521363-E, 47-1003, 1009-0096, 1009-0096, 237471003, 983200, 24-71003
		Fuel Filter	FP111	2204945, Bosch 566, S09 533-26, 2521363-E
		Fuel Pump Lock Ring	FPLR100	2204945, Bosch 566, S09 533-26, 2521363-E
		O-Ring	FPOR396	2204945, Bosch 566, S09 533-26, 2521363-E
		Fuel Pressure Regulator	FPR3	2204945, Bosch 566, S09 533-26, 2521363-E
		Rubber Isolator Grommet	FPRB57	2204945, Bosch 566, S09 533-26, 2521363-E
		Fuel Pump Strainer (Set of 3)	FPS83	2204945, Bosch 566, S09 533-26, 2521363-E
		Fuel Pump Tank Seal Gasket	FPT4	2204945, Bosch 566, S09 533-26, 2521363-E
570 Ranger Full Size / Crew	2015	Installation Kit (Regulator, strainer & hardware)	FPSK360	2204945, Bosch 566, S09 533-26, 2521363-E
		In-Tank EFI OEM Replacement Fuel Pump w/ Regulator	FP396U4	2204852, 2521307, 2521363-E
		In-Tank EFI OEM Replacement Fuel Pump Assembly	FPA3961	2204852, 2521307, 2521363-E, 2521363-E, 47-1010, 1009-0101, 1009-0101, 237471010, 983202, W24-71010
		Fuel Filter	FP111	2204852, 2521307, 2521363-E
		Fuel Pump Lock Ring	FPLR100	2204852, 2521307, 2521363-E
		O-Ring	FPOR396	2204852, 2521307, 2521363-E
		Fuel Pressure Regulator	FPR3	2204852, 2521307, 2521363-E
		Rubber Isolator Grommet	FPRB57	2204852, 2521307, 2521363-E
		Fuel Pump Strainer (Set of 3)	FPS83	2204852, 2521307, 2521363-E
Fuel Pump Tank Seal Gasket	FPT4	2204852, 2521307, 2521363-E		
Installation Kit (Regulator, strainer & hardware)	FPSK360	2204852, 2521307, 2521363-E		

- INDEX
- WIDE OPEN PARTS
- TIRES & WHEELS
- BRAKES
- AIR, OIL & FUEL
- BATTERY & ELECTRICAL
- ENGINE
- BEARINGS
- BUSHINGS
- DRIVELINE
- AXLES
- BELTS
- CONTROLS
- TOOLS & CHEMICALS
- EXHAUST
- ACCESSORIES

Quantum fuel pumps continue on the next page.





POLARIS

MODEL	YEAR	DESCRIPTION	PART #	OEM CROSS REF #
570 RZR	12-13	In-Tank EFI OEM Replacement Fuel Pump Assembly	FPA3962	2204403, 2521204, 2521116, 2521204, 47-1007, 1009-0098, 1009-0098, 237471007, 983204, 24-71007
		In-Tank EFI OEM Replacement Fuel Pump w/ Regulator	FP396U4	2204403, 2521204, 2521116, 2521204
		Fuel Filter	FP111	2204403, 2521204, 2521116, 2521204, 2521117-C
		Fuel Pump Lock Ring	FPLR100	2204403, 2521204, 2521116, 2521204
		O-Ring	FPOR396	2204403, 2521204, 2521116, 2521204
		Fuel Pressure Regulator	FPR3	2204403, 2521204, 2521116, 2521204
		Rubber Isolator Grommet	FPRB57	2204403, 2521204, 2521116, 2521204, PR34
		Fuel Pump Strainer (Set of 3)	FPS83	2204403, 2521204, 2521116, 2521204, 2521117-C
		Fuel Pump Tank Seal Gasket	FPT4	2204403, 2521204, 2521116, 2521204, 2521117-C
		Installation Kit (Regulator, strainer & hardware)	FPSK360	2204403, 2521204, 2521116, 2521204
570 RZR	14-16	In-Tank EFI OEM Replacement Fuel Pump Assembly	FPA3961	2204502, 2205051, 2521363-E, 47-1010, 1009-0101, 1009-0101, 237471010, 983202, W24-71010
		In-Tank EFI OEM Replacement Fuel Pump w/ Regulator	FP396U4	2204403, 2521204, 2521116, 2521204
		Fuel Filter	FP111	2204403, 2521204, 2521116, 2521204, 2521117-C
		Fuel Pump Lock Ring	FPLR100	2204403, 2521204, 2521116, 2521204
		O-Ring	FPOR396	2204403, 2521204, 2521116, 2521204
		Fuel Pressure Regulator	FPR3	2204403, 2521204, 2521116, 2521204
		Rubber Isolator Grommet	FPRB57	2204403, 2521204, 2521116, 2521204, PR34
		Fuel Pump Strainer (Set of 3)	FPS83	2204403, 2521204, 2521116, 2521204, 2521117-C
		Fuel Pump Tank Seal Gasket	FPT4	2204403, 2521204, 2521116, 2521204, 2521117-C
		Installation Kit (Regulator, strainer & hardware)	FPSK360	2204403, 2521204, 2521116, 2521204
570 RZR	17-20	In-Tank EFI OEM Replacement Fuel Pump	FP456	2521703
		Fuel Pump Strainer (Set of 3)	FPS453	2521703
570 Sportsman	14-16	In-Tank EFI OEM Replacement Fuel Pump w/ Regulator	FP396U5	2205469, Bosch 566, S09 533-26
		Fuel Pump Lock Ring	FPLR100	2205469, Bosch 566, S09 533-26
		O-Ring	FPOR396	2205469, Bosch 566, S09 533-26
		Fuel Pressure Regulator	FPPR32	2205469, Bosch 566, S09 533-26
		Rubber Isolator Grommet	FPRB57	2205469, Bosch 566, S09 533-26
		Fuel Pump Strainer (Set of 3)	FPS83	2205469, Bosch 566, S09 533-26
		Fuel Pump Tank Seal Gasket	FPT4	2205469, Bosch 566, S09 533-26

Quantum fuel pumps continue on the next page.



POLARIS				
MODEL	YEAR	DESCRIPTION	PART #	OEM CROSS REF #
570 Sportsman	17-20	In-Tank EFI OEM Replacement Fuel Pump	FP456	2207673, 2521630, 2521713
		In-Tank EFI OEM Replacement Fuel Pump Assembly	FPA456	2207673, 2521630, 2521713
		Fuel Pump Strainer (Set of 3)	FPS14	2207673, 2521630, 2521713
		Fuel Pump Strainer (Set of 3)	FPS453	2207673, 2521630, 2521713
		Fuel Pump Tank Seal Gasket	FPT4	2205469, Bosch 566, S09 533-26
700 Ranger XP	2005	Fuel Injector Adapter - Set of 2	FPEV1P2	1202863
700 Ranger XP + Crew	06-09	In-Tank EFI OEM Replacement Fuel Pump w/ Regulator, Tank Seal	FP382P	2204306, 2520864, 2520673, 2520817, Airtex 11022A
		In-Tank EFI OEM Replacement Fuel Pump Assembly	FP482	2204306, 2520673, 2520817, 47-1009, 1009-0100, 1009-0100, 237471009, 983198, 24-71009
		Fuel Injector Adapter - Set of 2	FPEV1P2	2204306, 2520864, 2520673, 2520817, Airtex 11022A
		Fuel Pressure Regulator	FPR4	2204306, 2520864, 2520673, 2520817, Airtex 11022A
		Rubber Isolator Grommet	FPRB1	2204306, 2520864, 2520673, 2520817, Airtex 11022A
		Rubber Isolator Grommet	FPRB56	2204306, 2520864, 2520673, 2520817, Airtex 11022A
		Fuel Pump Strainer (Set of 3)	FPS63	2204306, 2520864, 2520673, 2520817, Airtex 11022A
		Fuel Pump Tank Seal Gasket	FPT4	2204306, 2520864, 2520673, 2520817, Airtex 11022A
700 Sportsman	04-07	265LPH In-Tank EFI Performance Fuel Pump w/ Regulator, Install Kit	FP344	2204306, 2520864, 2520673, 2520817, Airtex 11022A
		In-Tank EFI OEM Replacement Fuel Pump	FP361P	2204719, 2520311, 2520464, 2520437
		In-Tank EFI OEM Replacement Fuel Pump w/ Tank Seal	FP361UT	2204719, 2520311, 2520464, 2520437
		Fuel Filter	FP110	2204719, 2520311, 2520464, 2520437
		Fuel Pressure Regulator	FPR1	2204719, 2520311, 2520464, 2520437
		Fuel Pump Strainer (Set of 3)	FPS63	2204719, 2520311, 2520464, 2520437
		Fuel Pump Tank Seal Gasket	FPTS16	2204719, 5412421, 2520311, 2520464, 2520437
		Installation Kit (Regulator, strainer & hardware)	FPSK357	2204719, 2520311, 2520464, 2520437
700 Sportsman	05-07	Fuel Injector Adapter - Set of 2	FPEV1P2	1202863, 2204719, 2520311, 2520464, 2520437

INDEX

WIDE OPEN PARTS

TIRES & WHEELS

BRAKES

AIR, OIL & FUEL

BATTERY & ELECTRICAL

ENGINE

BEARINGS

BUSHINGS

DRIVELINE

AXLES

BELTS

CONTROLS

TOOLS & CHEMICALS

EXHAUST

ACCESSORIES



Quantum fuel pumps continue on the next page.



POLARIS				
MODEL	YEAR	DESCRIPTION	PART #	OEM CROSS REF #
800 Ranger	2010	In-Tank EFI OEM Replacement Fuel Pump w/ Regulator, Tank Seal	FP382P	2204306, 2520864, 2520817, 1202863, Airtex 11022A
		In-Tank EFI OEM Replacement Fuel Pump Assembly	FP482	2204306, 2520817, 47-1009, 1009-0100, 1009-0100, 237471009, 983198, 24-71009, Airtex 11022A
		Fuel Injector Adapter - Set of 2	FPEV1P2	2204306, 2520864, 2520817, 1202863, Airtex 11022A
		Fuel Pressure Regulator	FPR4	2204306, 2520864, 2520817, 1202863, Airtex 11022A
		Rubber Isolator Grommet	FPRB1	2204306, 2520864, 2520817, 1202863, Airtex 11022A
		Rubber Isolator Grommet	FPRB56	2204306, 2520864, 2520817, 1202863, Airtex 11022A
		Fuel Pump Strainer (Set of 3)	FPS63	2204306, 2520864, 2520817, 1202863, Airtex 11022A
		265LPH In-Tank EFI Performance Fuel Pump w/ Regulator, Install Kit	FP344	2204306, 2520864, 2520817, 1202863, Airtex 11022A
800 Ranger	11-12	In-Tank EFI OEM Replacement Fuel Pump w/ Regulator	FP3963	2204402, 2521198, 2521091, 2521322-A, 2204402
		In-Tank EFI OEM Replacement Fuel Pump Assembly	FPA3963	2204402, 2521198, 2521091, 47-1013, 1009-0104, 1009-0104, 237471013, 983195, 24-71013
		Fuel Filter	FP111	2204402, 2521198, 2521091, 2521322-A, 2204402
		Fuel Pump Lock Ring	FPLR100	2204402, 2521198, 2521091, 2521322-A, 2204402
		O-Ring	FPOR396	2204402, 2521198, 2521091, 2521322-A, 2204402
		Fuel Pressure Regulator	FPR303	2204402, 2521198, 2521091, 2521322-A, 2204402
		Fuel Pressure Regulator	FPPR3T	2204402, 2521198, 2521091, 2521322-A, 2204402
		Rubber Isolator Grommet	FPRB57	2204402, 2521198, 2521091, 2521322-A, 2204402
Fuel Pump Strainer (Set of 3)	FPS83	2204402, 2521198, 2521091, 2521322-A, 2204402		
800 Ranger	13-20	In-Tank EFI OEM Replacement Fuel Pump w/ Regulator	FP396U4	2204945, 2521321, 2521201-D
		In-Tank EFI OEM Replacement Fuel Pump Assembly	FPA396	2204945, 2521321, 2521201-D, 47-1003, 1009-0096, 1009-0096, 237471003, 983200, 24-71003
		Fuel Filter	FP111	2204945, 2521321, 2521201-D
		Fuel Pump Lock Ring	FPLR100	2204945, 2521321, 2521201-D
		O-Ring	FPOR396	2204945, 2521321, 2521201-D
		Fuel Pressure Regulator	FPR3	2204945, 2521321, 2521201-D
		Rubber Isolator Grommet	FPRB57	2204945, 2521321, 2521201-D
		Fuel Pump Strainer (Set of 3)	FPS83	2204945, 2521321, 2521201-D
Installation Kit (Regulator, strainer & hardware)	FPSK360	2204945, 2521321, 2521201-D		

Quantum fuel pumps continue on the next page.



POLARIS				
MODEL	YEAR	DESCRIPTION	PART #	OEM CROSS REF #
800 RZR / S / 4	08-10	In-Tank EFI OEM Replacement Fuel Pump w/ Regulator, Tank Seal	FP382P	2521011, 2520914, Airtex 11022A
		Fuel Injector Adapter - Set of 2	FPEV1P2	1202863, 2521011, 2520914, Airtex 11022A
		Fuel Pressure Regulator	FPR4	2521011, 2520914, Airtex 11022A
		Rubber Isolator Grommet	FPRB1	2521011, 2520914, Airtex 11022A
		Rubber Isolator Grommet	FPRB56	2521011, 2520914, Airtex 11022A
		Fuel Pump Tank Seal Gasket	FPT4	2521011, 2520914, Airtex 11022A
		265LPH In-Tank EFI Performance Fuel Pump w/ Regulator, Install Kit	FP344	2521011, 2520914, Airtex 11022A
		Fuel Pump Strainer (Set of 3)	FPS63	2521011, 2520914, Airtex 11022A
800 RZR / S / 4	11-13	In-Tank EFI OEM Replacement Fuel Pump w/ Regulator	FP396U4	2204403, 2204502, 2521360, 2521204, 21116, 2521204, 2521117-C, 2521360, 2521070, 2521202, 2521069, Bosch PN F01R00S255, Bosch PN F01R00S269, 2521363-E
		Fuel Filter	FP111	2204403, 2204502, 2521116, 2521204, 2521360, 2521117-C, 2521363-E
		Fuel Pump Lock Ring	FPLR100	2204403, 2204502, 2521360, 2521204, 21116, 2521204, 2521117-C, 2521360, 2521070, 2521202, 2521069, Bosch PN F01R00S255, Bosch PN F01R00S269, 2521363-E
		O-Ring	FPOR396	2204403, 2204502, 2521360, 2521204, 21116, 2521204, 2521117-C, 2521360, 2521070, 2521202, 2521069, Bosch PN F01R00S255, Bosch PN F01R00S269, 2521363-E
		Fuel Pressure Regulator	FPR3	2204403, 2204502, 2521360, 2521204, 21116, 2521204, 2521117-C, 2521360, 2521070, 2521202, 2521069, Bosch PN F01R00S255, Bosch PN F01R00S269, 2521363-E
		Rubber Isolator Grommet	FPRB57	2204403, 2204502, 2521116, 2521204, 2521360, Bosch 566, S09 533-26, 2521363-E
		Fuel Pump Strainer (Set of 3)	FPS83	2204403, 2204502, 2521116, 2521204, 2521360, 2521117-C, 2521363-E
		Fuel Pump Tank Seal Gasket	FPT4	2204403, 2204502, 2521116, 2521204, 2521360, 2521117-C, 2521363-E
		Installation Kit (Regulator, strainer & hardware)	FPSK360	2204403, 2521204, 2521116, 2521204
		In-Tank EFI OEM Replacement Fuel Pump Assembly	FPA3962	2204403, 2521204, 21116, 2521204, 2521117-C, Bosch PN F01R00S255, 2521363-E, 47-1007, 1009-0098, 1009-0098, 237471007, 983204, 24-71007

INDEX

WIDE OPEN PARTS

TIRES & WHEELS

BRAKES

AIR, OIL & FUEL

BATTERY & ELECTRICAL

ENGINE

BEARINGS

BUSHINGS

DRIVELINE

AXLES

BELTS

CONTROLS

TOOLS & CHEMICALS

EXHAUST

ACCESSORIES



Quantum fuel pumps continue on the next page.



POLARIS

MODEL	YEAR	DESCRIPTION	PART #	OEM CROSS REF #
800 RZR / S / 4	2014	In-Tank EFI OEM Replacement Fuel Pump Assembly	FPA3961	2204502, 2521360, 2521070, 2521202, 2521069, 2521360, 2521363-E, Bosch PN F01R00S269, 2521363-E, 47-1010, 1009-0101, 1009-0101, 237471010, 983202, W24-71010
		In-Tank EFI OEM Replacement Fuel Pump w/ Regulator	FP396U4	2204403, 2204502, 2521360, 2521204, 21116, 2521204, 2521117-C, 2521360, 2521070, 2521202, 2521069, Bosch PN F01R00S255, Bosch PN F01R00S269, 2521363-E
		Fuel Filter	FP111	2204403, 2204502, 2521116, 2521204, 2521360, 2521117-C, 2521363-E
		Fuel Pump Lock Ring	FPLR100	2204403, 2204502, 2521360, 2521204, 21116, 2521204, 2521117-C, 2521360, 2521070, 2521202, 2521069, Bosch PN F01R00S255, Bosch PN F01R00S269, 2521363-E
		O-Ring	FPOR396	2204403, 2204502, 2521360, 2521204, 21116, 2521204, 2521117-C, 2521360, 2521070, 2521202, 2521069, Bosch PN F01R00S255, Bosch PN F01R00S269, 2521363-E
		Fuel Pressure Regulator	FPR3	2204403, 2204502, 2521360, 2521204, 21116, 2521204, 2521117-C, 2521360, 2521070, 2521202, 2521069, Bosch PN F01R00S255, Bosch PN F01R00S269, 2521363-E
		Rubber Isolator Grommet	FPRB57	2204403, 2204502, 2521116, 2521204, 2521360, Bosch 566, S09 533-26, 2521363-E
		Fuel Pump Strainer (Set of 3)	FPS83	2204403, 2204502, 2521116, 2521204, 2521360, 2521117-C, 2521363-E
		Fuel Pump Tank Seal Gasket	FPT4	2204403, 2204502, 2521116, 2521204, 2521360, 2521117-C, 2521363-E
		Installation Kit (Regulator, strainer & hardware)	FPSK360	2204403, 2521204, 2521116, 2521204
		Fuel Injector Adapter - Set of 2	FPEV1P2	1202863, 2204719, 2520311, 2520464, 2520437
		In-Tank EFI OEM Replacement Fuel Pump	FP361P	2204719, 2520311, 2520464, 2520437
		Fuel Filter	FP110	2204719, 2520311, 2520464, 2520437
		Fuel Pressure Regulator	FPR1	2204719, 2520311, 2520464, 2520437
Fuel Pump Strainer (Set of 3)	FPS73	2204719, 2520311, 2520464, 2520437		
Fuel Pump Tank Seal Gasket	FPTS16	2204719, 5412421, 2520311, 2520464, 2520437		
Installation Kit (Regulator, strainer & hardware)	FPSK357	2204719, 2520311, 2520464, 2520437		
800 Sportsman	05-07	Fuel Injector Adapter - Set of 2	FPEV1P2	1202863, 2204719, 2520311, 2520464, 2520437
		In-Tank EFI OEM Replacement Fuel Pump	FP361P	2204719, 2520311, 2520464, 2520437
		Fuel Filter	FP110	2204719, 2520311, 2520464, 2520437
		Fuel Pressure Regulator	FPR1	2204719, 2520311, 2520464, 2520437
		Fuel Pump Strainer (Set of 3)	FPS73	2204719, 2520311, 2520464, 2520437
		Fuel Pump Tank Seal Gasket	FPTS16	2204719, 5412421, 2520311, 2520464, 2520437
		Installation Kit (Regulator, strainer & hardware)	FPSK357	2204719, 2520311, 2520464, 2520437

Quantum fuel pumps continue on the next page.



POLARIS				
MODEL	YEAR	DESCRIPTION	PART #	OEM CROSS REF #
800 Sportsman	08-14	In-Tank EFI OEM Replacement Fuel Pump w/ Regulator, Tank Seal	FP382P	2204308, 2205081, 2205092, 2520776, 2520777, 2520865, 2520875, 2521230, 2520464, 2520865, 2520464,
		Fuel Pressure Regulator	FPR4	2204308, 2205081, 2205092, 2520776, 2520777, 2520865, 2520875, 2521230, 2520464, 2520865, 2520464, Airtex 11022A
		Rubber Isolator Grommet	FPRB1	2204308, 2205081, 2205092, 2520776, 2520777, 2520865, 2520875, 2521230, 2520464, 2520865, 2520464, Airtex 11022A
		Rubber Isolator Grommet	FPRB56	2204308, 2205081, 2205092, 2520776, 2520777, 2520865, 2520875, 2521230, 2520464, 2520865, 2520464, Airtex 11022A
		Fuel Pump Strainer (Set of 3)	FPS63	2204308, 2205081, 2205092, 2520776, 2520777, 2520865, 2520875, 2521230, 2520464, 2520865, 2520464, Airtex 11022A
		Fuel Pump Tank Seal Gasket	FPT4	2204308, 2205081, 2205092, 2520776, 2520777, 2520865, 2520875, 2521230, 2520464, 2520865, 2520464, Airtex 11022A
		265LPH In-Tank EFI Performance Fuel Pump w/ Regulator, Install Kit	FP344	2204308, 2205081, 2205092, 2520776, 2520777, 2520865, 2520875, 2521230, 2520464, 2520865, 2520464, Airtex 11022A
		Fuel Injector Adapter - Set of 2	FPEV1P2	1202863, 2204719, 2520311, 2520464, 2520437
850 Scrambler	13-20	In-Tank EFI OEM Replacement Fuel Pump w/ Regulator	FP396U4	2204401, 2205469, 2207670, 2521079, 2521209, 2521362, 2521706,
		In-Tank EFI OEM Replacement Fuel Pump Assembly	FPA396	2204401, 2205469, 2207670, 2521079, 2521209, 2521362, 2521706, Bosch 566, S09 533-26, 47-1003, 1009-0096, 1009-0096, 237471003, 983200, 24-71003
		Fuel Filter	FP111	2204401, 2205469, 2207670, 2521079, 2521209, 2521362, 2521706,
		Fuel Pump Lock Ring	FPLR100	2204401, 2205469, 2207670, 2521079, 2521209, 2521362, 2521706,
		O-Ring	FPOR396	2204401, 2205469, 2207670, 2521079, 2521209, 2521362, 2521706,
		Fuel Pressure Regulator	FPR3	2204401, 2205469, 2207670, 2521079, 2521209, 2521362, 2521706
		Rubber Isolator Grommet	FPRB57	2204401, 2205469, 2207670, 2521079, 2521209, 2521362, 2521706,, PR34
		Fuel Pump Strainer (Set of 3)	FPS83	2204401, 2205469, 2207670, 2521079, 2521209, 2521362, 2521706,
Fuel Pump Tank Seal Gasket	FPT4	2204401, 2205469, 2207670, 2521079, 2521209, 2521362, 2521706,		
Installation Kit (Regulator, strainer & hardware)	FPSK360	2204401, 2205469, 2207670, 2521079, 2521209, 2521362, 2521706,		

INDEX

WIDE OPEN PARTS

TIRES & WHEELS

BRAKES

AIR, OIL & FUEL

BATTERY & ELECTRICAL

ENGINE

BEARINGS

BUSHINGS

DRIVELINE

AXLES

BELTS

CONTROLS

TOOLS & CHEMICALS

EXHAUST

ACCESSORIES



Quantum fuel pumps continue on the next page.



POLARIS

MODEL	YEAR	DESCRIPTION	PART #	OEM CROSS REF #		
850 Sportsman XP	09-10	In-Tank EFI OEM Replacement Fuel Pump Assembly	FPA483	47-1020, 24-71020, 1009-0111, 237471020, 983201		
		In-Tank EFI OEM Replacement Fuel Pump w/ Regulator, Tank Seal	FP382P	2520696, 2520705, 2520205, 2921329, 2521210-D, 2204307, 2520922, 5812123		
		Fuel Pressure Regulator	FPR4	2520696, 2520705, 2520205, 2921329, 2521210-D, 2204307, 2520922, 5812123		
		Rubber Isolator Grommet	FPRB1	2520696, 2520705, 2520205, 2921329, 2521210-D, 2204307, 2520922, 5812123		
		Rubber Isolator Grommet	FPRB56	2520696, 2204307, 2520922, 5812123		
		Fuel Pump Strainer (Set of 3)	FPS63	2520696, 2520705, 2520205, 2921329, 2521210-D, 2204307, 2520922, 5812123		
		Fuel Pump Tank Seal Gasket	FPT4	2520696, 2520705, 2520205, 2921329, 2521210-D, 2204307, 2520922, 5812123		
		265LPH In-Tank EFI Performance Fuel Pump w/ Regulator, Install Kit	FP344	2520696, 2520705, 2520205, 2921329, 2521210-D, 2204307, 2520922, 5812123		
		850 Sportsman XP	11-14	In-Tank EFI OEM Replacement Fuel Pump w/ Regulator	FP396U4	2204401, 2521706, 2521079, 2521209, 2521362, Bosch 566, S09 533-26
				In-Tank EFI OEM Replacement Fuel Pump Assembly	FPA396	2204401, 2521706, 2521079, 2521209, 2521362, Bosch 566, S09 533-26, 47-1003, 1009-0096, 1009-0096, 237471003, 983200, 24-71003
Fuel Filter	FP111			2204401, 2521706, 2521079, 2521209, 2521362,		
Fuel Pump Lock Ring	FPLR100			2204401, 2521706, 2521079, 2521209, 2521362, Bosch 566, S09 533-26		
O-Ring	FPOR396			2204401, 2521706, 2521079, 2521209, 2521362, Bosch 566, S09 533-26		
Fuel Pressure Regulator	FPR3			2204401, 2521706, 2521079, 2521209, 2521362, Bosch 566, S09 533-26		
Rubber Isolator Grommet	FPRB57			2204401, 2521706, 2521079, 2521209, 2521362, Bosch 566, S09 533-26, PR34		
Fuel Pump Strainer (Set of 3)	FPS83			2204401, 2521706, 2521079, 2521209, 2521362,		
Fuel Pump Tank Seal Gasket	FPT4			2204401, 2521706, 2521079, 2521209, 2521362,		
Installation Kit (Regulator, strainer & hardware)	FPSK360			2204401, 2521706, 2521079, 2521209, 2521362,		
850 Sportsman XP	15-16	In-Tank EFI OEM Replacement Fuel Pump w/ Regulator	FP396U5	2205469		
		Fuel Pump Lock Ring	FPLR100	2205469		
		O-Ring	FPOR396	2205469		
		Fuel Pressure Regulator	FPPR32	2205469		
		Rubber Isolator Grommet	FPRB57	2205469		
		Fuel Pump Strainer (Set of 3)	FPS83	2205469		
Fuel Pump Tank Seal Gasket	FPT4	2205469				

Quantum fuel pumps continue on the next page.



POLARIS				
MODEL	YEAR	DESCRIPTION	PART #	OEM CROSS REF #
850 Sportsman SP / High Lifter	17-20	In-Tank EFI OEM Replacement Fuel Pump w/ Regulator	FP396U4	2207670, 2204401, 2521079, 2521706, 2521362, 2521078-C, 2520700, 2521250-D, 2521389-F, 2521707-G, 2530009
		In-Tank EFI OEM Replacement Fuel Pump Assembly	FPA396	2207670, 2204401, 2521079, 2521706, 2521362, 2521078-C, 2520700, 2521250-D, 2521389-F, 2521707-G, 2530009, 47-1003, 1009-0096, 1009-0096, 237471003, 983200, 24-71003
		Fuel Filter	FP111	2207670, 2204401, 2521079, 2521706, 2521362, 2521078-C, 2520700, 2521250-D, 2521389-F, 2521707-G, 2530009
		Fuel Pump Lock Ring	FPLR100	2207670, 2204401, 2521079, 2521706, 2521362, 2521078-C, 2520700, 2521250-D, 2521389-F, 2521707-G, 2530009
		O-Ring	FPOR396	2207670, 2204401, 2521079, 2521706, 2521362, 2521078-C, 2520700, 2521250-D, 2521389-F, 2521707-G, 2530009
		Fuel Pressure Regulator	FPR3	2207670, 2204401, 2521079, 2521706, 2521362, 2521078-C, 2520700, 2521250-D, 2521389-F, 2521707-G, 2530009
		Rubber Isolator Grommet	FPRB57	2207670, 2204401, 2521079, 2521706, 2521362, 2521078-C, 2520700, 2521250-D, 2521389-F, 2521707-G, 2530009
		Fuel Pump Strainer (Set of 3)	FPS83	2207670, 2204401, 2521079, 2521706, 2521362, 2521078-C, 2520700, 2521250-D, 2521389-F, 2521707-G, 2530009, PR34
		Fuel Pump Tank Seal Gasket	FPT4	2207670, 2204401, 2521079, 2521706, 2521362, 2521078-C, 2520700, 2521250-D, 2521389-F, 2521707-G, 2530009
		Installation Kit (Regulator, strainer & hardware)	FPSK360	2207670, 2204401, 2521079, 2521706, 2521362, 2521078-C, 2520700, 2521250-D, 2521389-F, 2521707-G, 2530009
900 Ace	2016	In-Tank EFI OEM Replacement Fuel Pump w/ Regulator	FP396U4	2521327, 2521327-D, 2205374, 2205374
		In-Tank EFI OEM Replacement Fuel Pump Assembly	FPA3962	2521327, 2521327-D, 2205374, 2205374, 47-1007, 1009-0098, 1009-0098, 237471007, 983204, 24-71007
		Fuel Pump Lock Ring	FPLR100	2521327, 2521327-D, 2205374, 2205374
		O-Ring	FPOR396	2521327, 2521327-D, 2205374, 2205374
		Fuel Pressure Regulator	FPR3	2521327, 2521327-D, 2205374, 2205374
		Rubber Isolator Grommet	FPRB57	2521327, 2521327-D, 2205374, 2205374
		Fuel Pump Strainer (Set of 3)	FPS83	2521327, 2521327-D, 2205374, 2205374
Fuel Pump Tank Seal Gasket	FPT4	2521327, 2521327-D, 2205374, 2205374		

- INDEX
- WIDE OPEN PARTS
- TIRES & WHEELS
- BRAKES
- AIR, OIL & FUEL
- BATTERY & ELECTRICAL
- ENGINE
- BEARINGS
- BUSHINGS
- DRIVELINE
- AXLES
- BELTS
- CONTROLS
- TOOLS & CHEMICALS
- EXHAUST
- ACCESSORIES

Quantum fuel pumps continue on the next page.





POLARIS				
MODEL	YEAR	DESCRIPTION	PART #	OEM CROSS REF #
900 Ace	17-18	In-Tank EFI OEM Replacement Fuel Pump w/ Regulator	FP396U5	2521693
		Fuel Pump Lock Ring	FPLR100	2521693
		O-Ring	FPOR396	2521693
		Fuel Pressure Regulator	FPPR32	2521693
		Rubber Isolator Grommet	FPRB57	2521693
		Fuel Pump Strainer (Set of 3)	FPS83	2521693
		Fuel Pump Tank Seal Gasket	FPT4	2521693
900 Ranger XP + Crew	13-20	In-Tank EFI OEM Replacement Fuel Pump w/ Regulator	FP396U4	2204852, 2521307,
		In-Tank EFI OEM Replacement Fuel Pump Assembly	FPA3961	2204852, 2521307, 2521363-E, 47-1010, 1009-0101, 1009-0101, 237471010, 983202, W24-71010
		Fuel Filter	FP111	2204852, 2521307,
		Fuel Pump Lock Ring	FPLR100	2204852, 2521307,
		O-Ring	FPOR396	2204852, 2521307,
		Fuel Pressure Regulator	FPR3	2204852, 2521307
		Rubber Isolator Grommet	FPRB57	2204852, 2521307
		Fuel Pump Strainer (Set of 3)	FPS83	2204852, 2521307,
900 Ranger Diesel	12-14	Fuel Pump Tank Seal Gasket	FPT4	2204852, 2521307,
		Installation Kit (Regulator, strainer & hardware)	FPSK360	2204852, 2521307,
900 Ranger Diesel	12-14	Diesel Frame-Mounted Electric OEM Replacement Fuel Pump	FP180	3070002, 2521087

Quantum fuel pumps continue on the next page.

J&M ATV/UTV SUPPLY, INC. ... OVER 30 YEARS IN THE POWERSPORTS INDUSTRY

BY PHONE: 1-800-367-9603 » BY FAX: 901-377-3392 » ONLINE: WWW.JMATV.COM



POLARIS				
MODEL	YEAR	DESCRIPTION	PART #	OEM CROSS REF #
900 RZR XP / 4	11-14	Installation Kit (Regulator, strainer & hardware)	FPSK360	2204502, 2521069, 2521202, 2521436, Bosch 566, S09 533-26, 2521363-E
		In-Tank EFI OEM Replacement Fuel Pump w/ Regulator	FP396U4	2204502, 2521069, 2521202, 2521436, Bosch 566, S09 533-26, 2521363-E
		Fuel Filter	FP111	2204502, 2521069, 2521202, 2521436, 2521363-E
		Fuel Pump Lock Ring	FPLR100	2204502, 2521069, 2521202, 2521436, Bosch 566, S09 533-26, 2521363-E
		In-Tank EFI OEM Replacement Fuel Pump Assembly	FPA3962	2204502, 2521069, 2521202, 2521436, 2521363-E, Bosch 566, S09 533-26, 2521363-E, 47-1007, 1009-0098, 1009-0098, 237471007, 983204, 24-71007
		O-Ring	FPOR396	2204502, 2521069, 2521202, 2521436, Bosch 566, S09 533-26, 2521363-E
		Fuel Pressure Regulator	FPR3	2204502, 2521069, 2521202, 2521436, Bosch 566, S09 533-26, 2521363-E
		Rubber Isolator Grommet	FPRB57	2204502, 2521069, 2521202, 2521436, Bosch 566, S09 533-26, 2521363-E
		Fuel Pump Strainer (Set of 3)	FPS83	2204502, 2521069, 2521202, 2521436, Bosch 566, S09 533-26, 2521363-E
900 RZR / 4	15-20	Fuel Pump Tank Seal Gasket	FPT4	2204502, 2521069, 2521202, 2521436, Bosch 566, S09 533-26, 2521363-E
		In-Tank EFI OEM Replacement Fuel Pump w/ Regulator	FP396U5	2208323, 2205502, 2521069, 2521202, 2521436, Bosch 566, S09 533-26
		In-Tank EFI OEM Replacement Fuel Pump Assembly	FPA3964	2208323, 2205502, 2521069, 2521202, 2521436, Bosch 566, S09 533-26, 47-1018, 1009-0109, 1009-0109, 237471018, 983194, 24-71018
		Fuel Pump Lock Ring	FPLR100	2208323, 2205502, 2521069, 2521202, 2521436, Bosch 566, S09 533-26
		O-Ring	FPOR396	2208323, 2205502, 2521069, 2521202, 2521436, Bosch 566, S09 533-26
		Fuel Pressure Regulator	FPPR32	2208323, 2205502, 2521069, 2521202, 2521436, Bosch 566, S09 533-26
		Rubber Isolator Grommet	FPRB57	2208323, 2205502, 2521069, 2521202, 2521436, Bosch 566, S09 533-26
		Fuel Pump Strainer (Set of 3)	FPS83	2208323, 2205502, 2521069, 2521202, 2521436, Bosch 566, S09 533-26
		Fuel Pump Tank Seal Gasket	FPT4	2208323, 2521069, 2521202, 2521436, Bosch 566, S09 533-26, 2521363-E
925 RZR Turbo	16-20	In-Tank EFI OEM Replacement Fuel Pump Assembly	FPA4564	2206261, 2521486, 2522063, 2521962

INDEX

WIDE OPEN PARTS

TIRES & WHEELS

BRAKES

AIR, OIL & FUEL

BATTERY & ELECTRICAL

ENGINE

BEARINGS

BUSHINGS

DRIVELINE

AXLES

BELTS

CONTROLS

TOOLS & CHEMICALS

EXHAUST

ACCESSORIES



Quantum fuel pumps continue on the next page.



POLARIS

MODEL	YEAR	DESCRIPTION	PART #	OEM CROSS REF #
1000 General	16-20	In-Tank EFI OEM Replacement Fuel Pump	FP456	2206278, 2521784, 2521560
		In-Tank EFI OEM Replacement Fuel Pump Assembly	FPA4562	2206278, 2521784, 2521560
		Fuel Injector Adapter - Set of 2	FPEV6P2	2521387, 2206278, 2521784, 2521560
		Fuel Pump Strainer (Set of 3)	FPS453	2206278, 2521784, 2521560
1000 Ranger XP PS NSTR / Crew / MUD	17-20	In-Tank EFI OEM Replacement Fuel Pump	FP456	2521784, 2206278, 2521560
		Fuel Pump Strainer (Set of 3)	FPS453	2521784, 2206278, 2521560
1000 Ranger XP PS NSTR / Crew / MUD	2017	Fuel Injector Adapter - Set of 2	FPEV6P2	2521387, 2204852, 2521307, 2521091
1000 Ranger Crew XP	17-20	In-Tank EFI OEM Replacement Fuel Pump w/ Regulator	FP396U4	2204852, 2521307, 2521363-E
		In-Tank EFI OEM Replacement Fuel Pump Assembly	FPA3961	2204852, 2521307, 2521363-E, 2521363-E, 47-1010, 1009-0101, 1009-0101, 237471010, 983202, W24-71010
		Fuel Filter	FP111	2204852, 2521307, 2521363-E
		Fuel Pump Lock Ring	FPLR100	2204852, 2521307, 2521363-E
		O-Ring	FPOR396	2204852, 2521307, 2521363-E
		Fuel Pressure Regulator	FPR3	2204852, 2521307, 2521363-E
		Rubber Isolator Grommet	FPRB57	2204852, 2521307, 2521363-E
		Fuel Pump Strainer (Set of 3)	FPS83	2204852, 2521307, 2521363-E
		Fuel Pump Tank Seal Gasket	FPT4	2204852, 2521307, 2521363-E
		Installation Kit (Regulator, strainer & hardware)	FPSK360	2204852, 2521307, 2521363-E
1000 Ranger Diesel	15-20	Diesel Frame-Mounted Electric OEM Replacement Fuel Pump	FP182	2521461, 5413451, 4011545, 4011492, 4010658, 4170020, Airtex E1105
		Fuel Pump Tank Seal Gasket	FPT4	5413451, 2207141, 2521748, 2521461
1000 RZR RS1	18-20	In-Tank EFI OEM Replacement Fuel Pump	FP456	2207645, 2521818
		Fuel Injector Adapter - Set of 2	FPEV6P2	2204308, 2207645, 2521818
		Fuel Pump Strainer (Set of 3)	FPS453	2204308, 2521818, 2521387

Quantum fuel pumps continue on the next page.



POLARIS				
MODEL	YEAR	DESCRIPTION	PART #	OEM CROSS REF #
1000 RZR XP	14-20	In-Tank EFI OEM Replacement Fuel Pump w/ Regulator	FP396U5	2205502, 2521436
		In-Tank EFI OEM Replacement Fuel Pump Assembly	FPA3964	2205502, 2521436, 2521294, 2521070-C, 2521750, Bosch PN F01R00S269, 47-1018, 1009-0109, 1009-0109, 237471018, 983194, 24-71018
		Fuel Injector Adapter - Set of 2	FPEV6P2	2521387, 2205502, 2521436
		Fuel Pump Lock Ring	FPLR100	2205502, 2521436
		O-Ring	FPOR396	2205502, 2521436
		Fuel Pressure Regulator	FPPR32	2205502, 2521436
		Rubber Isolator Grommet	FPRB57	2205502, 2521436
		Fuel Pump Strainer (Set of 3)	FPS83	2205502, 2521436,
Fuel Pump Tank Seal Gasket	FPT4	2205502, 2521436,		
1000 RZR High Lifter	16-20	In-Tank EFI OEM Replacement Fuel Pump w/ Regulator	FP396U5	2205502, 2521436
		In-Tank EFI OEM Replacement Fuel Pump Assembly	FPA3964	2205502, 2521436, 2521294, 2521070-C, 2521750, Bosch PN F01R00S269, 47-1018, 1009-0109, 1009-0109, 237471018, 983194, 24-71018
		Fuel Injector Adapter - Set of 2	FPEV6P2	2521387, 2205502, 2521436
		Fuel Pump Lock Ring	FPLR100	2205502, 2521436
		O-Ring	FPOR396	2205502, 2521436
		Fuel Pressure Regulator	FPPR32	2205502, 2521436
		Rubber Isolator Grommet	FPRB57	2205502, 2521436
		Fuel Pump Strainer (Set of 3)	FPS83	2205502, 2521436,
Fuel Pump Tank Seal Gasket	FPT4	2205502, 2521436,		
1000 RZR S	16-20	In-Tank EFI OEM Replacement Fuel Pump	FP456	2206278
		In-Tank EFI OEM Replacement Fuel Pump Assembly	FPA4562	2206278
		Fuel Injector Adapter - Set of 2	FPEV6P2	2521387, 2206278
		Fuel Pump Strainer (Set of 3)	FPS453	2206278

- INDEX
- WIDE OPEN PARTS
- TIRES & WHEELS
- BRAKES
- AIR, OIL & FUEL
- BATTERY & ELECTRICAL
- ENGINE
- BEARINGS
- BUSHINGS
- DRIVELINE
- AXLES
- BELTS
- CONTROLS
- TOOLS & CHEMICALS
- EXHAUST
- ACCESSORIES

Quantum fuel pumps continue on the next page.





POLARIS

MODEL	YEAR	DESCRIPTION	PART #	OEM CROSS REF #
1000 Scrambler	14-20	In-Tank EFI OEM Replacement Fuel Pump Assembly	FPA396	2205469, 2521706, 2521079, 2521209, 2521362, Bosch 566, S09 533-26, 47-1003, 1009-0096, 1009-0096, 237471003, 983200, 24-71003
		Fuel Filter	FP111	2205469, 2521706, 2521079, 2521209, 2521362,
		Fuel Pressure Regulator	FPR3	2205469, 2521706, 2521079, 2521209, 2521362
		Fuel Pump Strainer (Set of 3)	FPS83	2205469, 2521706, 2521079, 2521209, 2521362,
		Fuel Pump Tank Seal Gasket	FPT4	2205469, 2521706, 2521079, 2521209, 2521362,
1000 Sportsman	15-16	In-Tank EFI OEM Replacement Fuel Pump w/ Regulator	FP396U5	2205469, 2204401, 2521706, 2521079, 2521209, 2521362, 2207670, Bosch 566, S09 533-26
		Fuel Pump Lock Ring	FPLR100	2205469, 2204401, 2521706, 2521079, 2521209, 2521362, 2207670, Bosch 566, S09 533-26
		O-Ring	FPOR396	2205469, 2204401, 2521706, 2521079, 2521209, 2521362, 2207670, Bosch 566, S09 533-26
		Fuel Pressure Regulator	FPPR32	2205469, 2204401, 2521706, 2521079, 2521209, 2521362, 2207670, Bosch 566, S09 533-26
		Rubber Isolator Grommet	FPRB57	2205469, 2204401, 2521706, 2521079, 2521209, 2521362, 2207670, Bosch 566, S09 533-26
		Fuel Pump Tank Seal Gasket	FPT4	2205469, 2204401, 2521706, 2521079, 2521209, 2521362,
		Fuel Pump Strainer (Set of 3)	FPS83	2205469, 2204401, 2521706, 2521079, 2521209, 2521362,
1000 Sportsman	17-20	In-Tank EFI OEM Replacement Fuel Pump w/ Regulator, Filter	FP3964	2205469, 2204401, 2521706, 2521079, 2521209, 2521362, 2207670, Bosch 566, S09 533-26
		In-Tank EFI OEM Replacement Fuel Pump Assembly	FPA3964	2205469, 2204401, 2521706, 2521079, 2521209, 2521362, 2207670, Bosch 566, S09 533-26, 47-1018, 1009-0109, 1009-0109, 237471018, 983194, 24-71018
		Fuel Filter	FP111	2205469, 2204401, 2521706, 2521079, 2521209, 2521362, 2207670, Bosch 566, S09 533-26
		Fuel Pump Lock Ring	FPLR100	2205469, 2204401, 2521706, 2521079, 2521209, 2521362, 2207670, Bosch 566, S09 533-26
		O-Ring	FPOR396	2205469, 2204401, 2521706, 2521079, 2521209, 2521362, 2207670, Bosch 566, S09 533-26
		Fuel Pressure Regulator	FPR3	2205469, 2204401, 2521706, 2521079, 2521209, 2521362, 2207670, Bosch 566, S09 533-26
		Fuel Pump Strainer (Set of 3)	FPS83	2205469, 2204401, 2521706, 2521079, 2521209, 2521362,
1000 Sportsman	17-20	Fuel Pump Tank Seal Gasket	FPT4	2205469, 2204401, 2521706, 2521079, 2521209, 2521362,
		Rubber Isolator Grommet	FPRB57	2205469, 2204401, 2521706, 2521079, 2521209, 2521362, 2207670, Bosch 566, S09 533-26
		Installation Kit (Regulator, strainer & hardware)	FPSK360	2205469, 2204401, 2521706, 2521079, 2521209, 2521362, 2207670, Bosch 566, S09 533-26

Quantum fuel pumps continue on the next page.



POLARIS				
MODEL	YEAR	DESCRIPTION	PART #	OEM CROSS REF #
Slingshot	15-20	In-Tank EFI OEM Replacement Fuel Pump w/ Regulator	FP396U5	2521242
		Fuel Pump Lock Ring	FPLR100	2521242
		O-Ring	FPOR396	2521242
		Fuel Pressure Regulator	FPPR32	2521242
		Rubber Isolator Grommet	FPRB57	2521242
		Fuel Pump Strainer (Set of 3)	FPS83	2521242
		Fuel Pump Tank Seal Gasket	FPT4	2521242

SUZUKI				
MODEL	YEAR	DESCRIPTION	PART #	OEM CROSS REF #
ALT185	1985	Frame-Mounted Mechanical OEM Replacement Fuel Pump	FP278	15100-18900, 15100-19B10
ALT25	83-86	Frame-Mounted Mechanical OEM Replacement Fuel Pump	FP278	15100-18900, 15100-19B10
LT125	83-87	Frame-Mounted Mechanical OEM Replacement Fuel Pump	FP278	15100-18900, 15100-19B10
LT185	84-87	Frame-Mounted Mechanical OEM Replacement Fuel Pump	FP278	15100-18900, 15100-19B10
LT230G	85-86	Frame-Mounted Mechanical OEM Replacement Fuel Pump	FP278	15100-18900, 15100-19B10
LT250EF	85-86	Frame-Mounted Mechanical OEM Replacement Fuel Pump	FP278	15100-18900, 15100-19B10
LT-F230	86-87	Frame-Mounted Mechanical OEM Replacement Fuel Pump	FP278	15100-19B10, 15100-18900
LT-F250 Quad Runner	99-02	Frame-Mounted Mechanical OEM Replacement Fuel Pump	FP278	15100-19B01
LT-4WD QuadRunner	87-96	Frame-Mounted Mechanical OEM Replacement Fuel Pump	FP278	15100-19B10, 15100-18900
LTF250 QuadRunner	88-98	Frame-Mounted Mechanical OEM Replacement Fuel Pump	FP278	15100-19B10, 15100-18900
LT300E QuadRunner	87-89	Frame-Mounted Mechanical OEM Replacement Fuel Pump	FP278	15100-19B10, 15100-18900
LTF4WDX 300 King Quad	91-98	Frame-Mounted Mechanical OEM Replacement Fuel Pump	FP278	15100-19B10, 15100-18900
LTF300F King Quad 4WD	99-02	Frame-Mounted Mechanical OEM Replacement Fuel Pump	FP278	15100-19B01
		Frame-Mounted Mechanical OEM Replacement Fuel Pump w/ Filter	FP278-F	15100-19B01
LTZ400	09-14	Fuel Pump Strainer (Set of 3)	FPS353	15100-33H02, 15100-33H01, 15100-33H00
LTF/A400 King Quad	08-19	Fuel Pump Strainer (Set of 3)	FPS353	15100-33H01, 15100-33H02, 15100-33H00
LTR450/LTR450Z	06-11	In-Tank EFI OEM Replacement Fuel Pump	FP397U2	15100-45G02, 15100-45G01, 15100-45G00
		Installation Kit (Regulator, strainer & hardware)	FPK397	15100-45G02, 15100-45G01, 15100-45G00
		Fuel Pump Strainer	FPS40	15100-45G02, 15100-45G01, 15100-45G00

- INDEX
- WIDE OPEN PARTS
- TIRES & WHEELS
- BRAKES
- AIR, OIL & FUEL
- BATTERY & ELECTRICAL
- ENGINE
- BEARINGS
- BUSHINGS
- DRIVELINE
- AXLES
- BELTS
- CONTROLS
- TOOLS & CHEMICALS
- EXHAUST
- ACCESSORIES

Quantum fuel pumps continue on the next page.





SUZUKI

MODEL	YEAR	DESCRIPTION	PART #	OEM CROSS REF #
LTA450X King Quad	07-10	In-Tank EFI OEM Replacement Fuel Pump	FP382K	15100-31G30, 15420-31G00, 15100-31G21, 15100-31G20, 15100-31G03, 15100-31G01
		In-Tank EFI OEM Replacement Fuel Pump w/ Regulator, Tank Seal	FP382YRT35	15100-31G30, 15420-31G00, 15100-31G21, 15100-31G20, 15100-31G03, 15100-31G01
		In-Tank EFI OEM Replacement Fuel Pump Assembly	FPA531	15100-31G30, 15420-31G00, 15100-31G21, 15100-31G20, 15100-31G03, 15100-31G01
		Fuel Pressure Regulator	FPPR21	15100-31G30, 15420-31G00, 15100-31G21, 15100-31G20, 15100-31G03, 15100-31G01
		Fuel Pump Tank Seal Gasket	FPTS35	15100-31G30, 15420-31G00, 15100-31G21, 15100-31G20, 15100-31G03, 15100-31G01
LTA500X King Quad	09-20	In-Tank EFI OEM Replacement Fuel Pump	FP382K	15100-31G30, 15100-31G20, 15100-31G21
		In-Tank EFI OEM Replacement Fuel Pump w/ Regulator, Tank Seal	FP382YRT35	15100-31G30, 15100-31G20, 15100-31G21
		In-Tank EFI OEM Replacement Fuel Pump Assembly	FPA531	15100-31G30, 15100-31G20, 15100-31G21
		Fuel Pressure Regulator	FPPR21	15100-31G30, 15100-31G20, 15100-31G21
		Fuel Pump Tank Seal Gasket	FPTS35	15100-31G30, 15100-31G20, 15100-31G21
LTA700X King Quad	05-07	In-Tank EFI OEM Replacement Fuel Pump	FP382K	15100-31G03, 15100-31G00
		In-Tank EFI OEM Replacement Fuel Pump w/ Regulator, Tank Seal	FP382YRT35	15100-31G03, 15100-31G00
		In-Tank EFI OEM Replacement Fuel Pump Assembly	FPA531	15100-31G03, 15100-31G00
		Fuel Pressure Regulator	FPPR21	15100-31G03, 15100-31G00
		Fuel Pump Tank Seal Gasket	FPTS35	15100-31G03, 15100-31G00
LTA750 King Quad	08-20	In-Tank EFI OEM Replacement Fuel Pump	FP382K	15100-31G30, 15420-31G00, 15100-31G20, 15100-31G21
		In-Tank EFI OEM Replacement Fuel Pump w/ Regulator, Tank Seal	FP382YRT35	15100-31G30, 15420-31G00, 15100-31G20, 15100-31G21
		In-Tank EFI OEM Replacement Fuel Pump Assembly	FPA531	15100-31G30, 15420-31G00, 15100-31G20, 15100-31G21
		Fuel Pressure Regulator	FPPR21	15100-31G30, 15420-31G00, 15100-31G20, 15100-31G21
		Fuel Pump Tank Seal Gasket	FPTS35	15100-31G30, 15420-31G00, 15100-31G20, 15100-31G21

Quantum fuel pumps continue on the next page.



YAMAHA				
MODEL	YEAR	DESCRIPTION	PART #	OEM CROSS REF #
YFZ450	2017	In-Tank EFI OEM Replacement Fuel Pump w/ Regulator, Tank Seal	FP390UR2T	18P-13907-00-00, 18P-13907-10-00, 18P-13907-11-00
		Fuel Pressure Regulator	FPR11	18P-13907-00-00, 18P-13907-10-00, 18P-13907-11-00
		Fuel Pump Strainer (Set of 3)	FPS90	18P-13907-00-00, 18P-13907-10-00, 18P-13907-11-00
		Fuel Pump Tank Seal Gasket	FPT14	1S3-24486-00-00, 18P-13907-00-00, 18P-13907-10-00, 18P-13907-11-00
YFZ450R	09-20	In-Tank EFI OEM Replacement Fuel Pump w/ Regulator, Tank Seal	FP390UR2T	18P-13907-00-00, 18P-13907-10-00, 18P-13907-11-00
		Fuel Pressure Regulator	FPR11	18P-13907-00-00, 18P-13907-10-00, 18P-13907-11-00
		Fuel Pump Strainer (Set of 3)	FPS90	18P-13907-00-00, 18P-13907-10-00, 18P-13907-11-00
		Fuel Pump Tank Seal Gasket	FPT14	1S3-24486-00-00, 18P-13907-00-00, 18P-13907-10-00, 18P-13907-11-00
YXR450 Rhino	08-09	Frame-Mounted Mechanical OEM Replacement Fuel Pump	FP275	5UG-13910-01-00, 5UG-13910-00-00, JN6-F4560-00-00
		Mahle Fuel Filter	FPM03	JN6-F4560-00-00, 5UG-13910-01-00, 5UG-13910-00-00
YFZ450X	09-20	In-Tank EFI OEM Replacement Fuel Pump w/ Regulator, Tank Seal	FP390UR2T	18P-13907-00-00, 18P-13907-10-00, 18P-13907-11-00
		Fuel Pressure Regulator	FPR11	18P-13907-00-00, 18P-13907-10-00, 18P-13907-11-00
		Fuel Pump Strainer (Set of 3)	FPS90	18P-13907-00-00, 18P-13907-10-00, 18P-13907-11-00
		Fuel Pump Tank Seal Gasket	FPT14	1S3-24486-00-00, 18P-13907-00-00, 18P-13907-10-00, 18P-13907-11-00
YFM550 Grizzly	09-14	In-Tank EFI OEM Replacement Fuel Pump	FP387U	3B4-13907-10-00, 3B4-13907-00-00
		In-Tank EFI OEM Replacement Fuel Pump w/ Regulator, Tank Seal	FP387URT	3B4-13907-10-00, 3B4-13907-00-00
		Fuel Pump Strainer (Set of 3)	FPS38	3B4-13907-10-00, 3B4-13907-00-00

INDEX

WIDE OPEN PARTS

TIRES & WHEELS

BRAKES

AIR, OIL & FUEL

BATTERY & ELECTRICAL

ENGINE

BEARINGS

BUSHINGS

DRIVELINE

AXLES

BELTS

CONTROLS

TOOLS & CHEMICALS

EXHAUST

ACCESSORIES



Quantum fuel pumps continue on the next page.



YAMAHA

MODEL	YEAR	DESCRIPTION	PART #	OEM CROSS REF #
YFM700 Grizzly	07-20	In-Tank EFI OEM Replacement Fuel Pump	FP387U	3B4-13907-10-00, 3B4-13907-00-00
		In-Tank EFI OEM Replacement Fuel Pump w/ Regulator, Tank Seal	FP387URT	3B4-13907-10-00, 3B4-13907-00-00
		In-Tank EFI OEM Replacement Fuel Pump Assembly	FPA221	3B4-13907-10-00, 3B4-13907-00-00
		Fuel Pressure Regulator	FPPR335	3B4-13907-10-00, 3B4-13907-00-00
		Fuel Pump Strainer (Set of 3)	FPS38	3B4-13907-10-00, 3B4-13907-00-00, B16-13907-00-00
		Fuel Pump Tank Seal Gasket	FPT14	1S3-24486-00-00, 3B4-13907-10-00, 3B4-13907-00-00
YFM700 Kodiak	16-20	In-Tank EFI OEM Replacement Fuel Pump	FP387U	B16-13907-00-00
		In-Tank EFI OEM Replacement Fuel Pump w/ Regulator, Tank Seal	FP387URT	B16-13907-00-00, 1S3-24486-00-00
		In-Tank EFI OEM Replacement Fuel Pump Assembly	FPA221	B16-13907-00-00
		Fuel Pressure Regulator	FPPR335	B16-13907-00-00, 1S3-24486-00-00
		Fuel Pump Strainer (Set of 3)	FPS38	B16-13907-00-00
		Fuel Pump Tank Seal Gasket	FPT14	1S3-24486-00-00, B16-13907-00-00
YFM700 Raptor	06-20	In-Tank EFI OEM Replacement Fuel Pump	FP387U	1S3-13907-11-00, 1S3-13907-10-00, 1S3-24486-00-00
		In-Tank EFI OEM Replacement Fuel Pump w/ Regulator, Tank Seal	FP387URT	1S3-13907-11-00, 1S3-13907-10-00, 1S3-24486-00-00
		Fuel Pressure Regulator	FPPR335	1S3-13907-11-00, 1S3-13907-10-00, 1S3-24486-00-00
		Fuel Pump Tank Seal Gasket	FPT14	1S3-24486-00-00, 1S3-13907-11-00, 1S3-13907-10-00
YXR700 Rhino	08-13	In-Tank EFI OEM Replacement Fuel Pump	FP382K	5B4-13907-00-00
YXM700 Viking	14-16	In-Tank EFI OEM Replacement Fuel Pump	FP387U	3B4-13907-10-00, 3B4-13907-00-00
		In-Tank EFI OEM Replacement Fuel Pump Assembly	FPA221	3B4-13907-10-00, 3B4-13907-00-00
		Fuel Pressure Regulator	FPPR335	3B4-13907-10-00, 3B4-13907-00-00
		Fuel Pump Strainer (Set of 3)	FPS38	3B4-13907-10-00, 3B4-13907-00-00
		Fuel Pump Tank Seal Gasket	FPT14	3B4-13907-10-00, 3B4-13907-00-00

Quantum fuel pumps continue on the next page.



YAMAHA				
MODEL	YEAR	DESCRIPTION	PART #	OEM CROSS REF #
YXC700 Viking VI	15-20	In-Tank EFI OEM Replacement Fuel Pump	FP387U	3B4-13907-10-00, 3B4-13907-00-00
		In-Tank EFI OEM Replacement Fuel Pump w/ Regulator, Tank Seal	FP387URT	3B4-13907-10-00, 3B4-13907-00-00
		In-Tank EFI OEM Replacement Fuel Pump Assembly	FPA221	3B4-13907-10-00, 3B4-13907-00-00
		Fuel Pressure Regulator	FPPR335	3B4-13907-10-00, 3B4-13907-00-00
		Fuel Pump Strainer (Set of 3)	FPS38	3B4-13907-10-00, 3B4-13907-00-00
		Fuel Pump Tank Seal Gasket	FPT14	1S3-24486-00-00, 3B4-13907-10-00, 3B4-13907-00-00
YXE700 Wolverine	16-20	In-Tank EFI OEM Replacement Fuel Pump	FP387U	3B4-13907-10-00, 3B4-13907-00-00
		In-Tank EFI OEM Replacement Fuel Pump w/ Regulator, Tank Seal	FP387URT	3B4-13907-10-00, 3B4-13907-00-00
		In-Tank EFI OEM Replacement Fuel Pump Assembly	FPA221	3B4-13907-10-00, 3B4-13907-00-00
		Fuel Pressure Regulator	FPPR335	3B4-13907-10-00, 3B4-13907-00-00
YXF850 Wolverine X4	2018	In-Tank EFI OEM Replacement Fuel Pump	FP387U	B16-13907-00-00
		In-Tank EFI OEM Replacement Fuel Pump w/ Regulator, Tank Seal	FP387URT	3B4-13907-10-00, 3B4-13907-00-00
		In-Tank EFI OEM Replacement Fuel Pump Assembly	FPA221	B16-13907-00-00
		Fuel Pressure Regulator	FPPR335	3B4-13907-10-00, 3B4-13907-00-00
		Fuel Pump Strainer (Set of 3)	FPS38	3B4-13907-10-00, 3B4-13907-00-00
		Fuel Pump Tank Seal Gasket	FPT14	1S3-24486-00-00, 3B4-13907-10-00, 3B4-13907-00-00
YXZ1000	16-20	In-Tank EFI OEM Replacement Fuel Pump	FP387U	B16-13907-00-00
		In-Tank EFI OEM Replacement Fuel Pump Assembly	FPA221	B16-13907-00-00
		Fuel Pump Strainer (Set of 3)	FPS38	B16-13907-00-00
		Fuel Pump Tank Seal Gasket	FPT14	1S3-24486-00-00, B16-13907-00-00

- INDEX
- WIDE OPEN PARTS
- TIRES & WHEELS
- BRAKES
- AIR, OIL & FUEL
- BATTERY & ELECTRICAL
- ENGINE
- BEARINGS
- BUSHINGS
- DRIVELINE
- AXLES
- BELTS
- CONTROLS
- TOOLS & CHEMICALS
- EXHAUST
- ACCESSORIES

Gas Cap Vent Hose

HELIX			
SIZE	COLOR	PACK	PART #
1/8"(3.2mm) X 1/4"(6.4mm)	RED	9 PK.	VH3901
1/8"(3.2mm) X 1/4"(6.4mm)	YELLOW	9 PK.	VH3902
1/8"(3.2mm) X 1/4"(6.4mm)	GREEN	9 PK.	VH3903
1/8"(3.2mm) X 1/4"(6.4mm)	BLUE	9 PK.	VH3904
1/8"(3.2mm) X 1/4"(6.4mm)	BLACK	9 PK.	VH3905
1/8"(3.2mm) X 1/4"(6.4mm)	ORANGE	9 PK.	VH3906
1/8"(3.2mm) X 1/4"(6.4mm)	PINK	9 PK.	VH3907



In-Line Fuel Filters

Plastic replacement fuel filter for ATVs with in-line fuel filters



FF001



FF002

PART#	LINE	DIAMETER	LENGTH	DESCRIPTION	QTY	BRAND
FF001C	1/4"	1"	2"	Tapered	15	Emgo
FF002	1/4"	1"	3"	Slim Line	EACH	Emgo



INDEX

WIDE OPEN PARTS

TIRES & WHEELS

BRAKES

AIR, OIL & FUEL

BATTERY & ELECTRICAL

ENGINE

BEARINGS

BUSHINGS

DRIVELINE

AXLES

BELTS

CONTROLS

TOOLS & CHEMICALS

EXHAUST

ACCESSORIES



BARRICADE[®]

FUEL INJECTION AND CARBURETION HOSE



- COVER:** Outstanding ozone and heat resistance
- REINFORCEMENT:** Textile spiral weave provides best-in-class working psi*
- ADHESION LAYER:** Serves as a second defense against oil and aggressive fuels
- GREENSHIELD[®] BARRIER:** Patent-pending thermoplastic material delivers the lowest permeation in the industry
- BARRIER TUBE:** Fortified to resist high heat and aggressive fuels such as Ethanol

* Barricade Fuel Injection has a best-in-class working pressure of 225 psi

Size I.D.	Working PSI	2' Clamshell Part #	25' Reel Part #	250' Bulk Reel Part #
3/16"	50	FL27302	FL27312	FL27321
1/4"	50	FL27303	FL27313	FL27323
5/16"	50	FL27304	FL27314	FL27324
3/8"	50	FL27305	FL27315	FL27325



GATES			
DIAMETER	TYPE	LENGTH	PART #
3/16	BARRICADE	2'	FL27302
3/16	BARRICADE	25'	FL37212
3/16	BARRICADE	250'	FL37321
1/4	BARRICADE	2'	FL27303
1/4	BARRICADE	25'	FL27313
1/4	BARRICADE	250'	FL27323
5/16	BARRICADE	2'	FL27304
5/16	BARRICADE	25'	FL27314
5/16	BARRICADE	250'	FL27324
3/8	BARRICADE	2'	FL27305
3/8	BARRICADE	25'	FL27315
3/8	BARRICADE	250'	FL27325

EMGO			
DIAMETER	TYPE	LENGTH	PART #
3/16	CLEAR	25'	FL3600
3/16	REINFORCED	25'	FL3700
3/16	BLACK	25'	FL3700B
3/16	BLACK REINFORCED	25'	FL3601
1/4	CLEAR	25'	FL3610
1/4	REINFORCED	25'	FL3710
1/4	BLACK	25'	FL3611
5/16	CLEAR	25'	FL3620
5/16	REINFORCED	25'	FL3720
5/16	BLACK	25'	FL3720B

Fuel Tanks

Fuel tanks from Wide Open ATV Products. Gas cap and flange included with all tanks.



FT49001



FT49002



FT49009



FT49025



FT49044



FT49050



FT49401



FT49071



FT49300



FT49301



FT49505



FT49070

HONDA

MODEL	SIZE	YEAR	TANK PART #	PETCOCK PART #	FLANGE PART #	CAP PART #
ATC70	stock	ALL	FT49070		FT49000P	FT49000W
TRX70	stock	86-87	FT49071		FT49000P	FT49000W
ATC90	stock	74-78	FT49001		FT49000P	FT49000W
ATC110	stock	79-82	FT49001		FT49000P	FT49000W
ATC110	stock	83-85	FT49025		FT49000P	FT49000C
ATC125	stock	84-85	FT49025		FT49000P	FT49000C
TRX125	stock	85-86	FT49012		FT49050P	FT49000C
TRX125	stock	87-88	FT49013		FT49050P	FT49000C
ATC185/S	stock	80-83	FT49002	PC002W	FT49002P	FT49000W
ATC200/M	stock	81-85	FT49002	PC002W	FT49002P	FT49000W
ATC200E Big Red	stock	82-83	FT49002	PC002W	FT49002P	FT49000W
ATC200ES Big Red	stock	84	FT49002	PC002W	FT49002P	FT49000W
ATC200S	stock	81-86	FT49002	PC002W	FT49002P	FT49000W
ATC200X (White)	stock	83-85	FT49016W	PC002W	FT49002P	FT49000C
ATC200X (Red)	stock	83-85	FT49016R	PC002W	FT49002P	FT49000C
TRX200	stock	84	FT49014	PC003W	FT49050P	FT49000C
TRX200SX	stock	86-88	FT49011	PC003W	FT49050P	FT49000C
ATC250ES Big Red	stock	85-87	FT49050	PC003W	FT49050P	FT49000W
ATC250R	stock	85-86	FT49015		FT49050P	FT49000C
ATC250SX (White)	stock	85-87	FT49009W	PC003W	FT49050P	FT49000C
ATC250SX (Red)	stock	85-87	FT49009R	PC003W	FT49050P	FT49000W
TRX250X	stock	87-88,91-92	FT49302		FT49050P	FT49000C
TRX250	stock	85-87	FT49010	PC003W	FT49050P	FT49000W
TRX250R	2.7 gals	ALL	FT49042		FT49050P	FT49000C

Fuel tanks, petcocks, flanges, and caps continue on the next page.

INDEX

WIDE OPEN PARTS

TIRES & WHEELS

BRAKES

AIR, OIL & FUEL

BATTERY & ELECTRICAL

ENGINE

BEARINGS

BUSHINGS

DRIVELINE

AXLES

BELTS

CONTROLS

TOOLS & CHEMICALS

EXHAUST

ACCESSORIES



FUEL TANKS



- INDEX
- WIDE OPEN PARTS
- TIRES & WHEELS
- BRAKES
- AIR, OIL & FUEL
- BATTERY & ELECTRICAL
- ENGINE
- BEARINGS
- BUSHINGS
- DRIVELINE
- AXLES
- BELTS
- CONTROLS
- TOOLS & CHEMICALS
- EXHAUST
- ACCESSORIES

HONDA						
MODEL	SIZE	YEAR	TANK PART #	PETCOCK PART #	FLANGE PART #	CAP PART #
TRX250R	4 gals	ALL	FT49044		FT49050P	FT49000C
TRX300 Fourtrax (Red)	stock	88-92	FT49300R	PC003W	FT49050P	FT49000W
TRX300 Fourtrax (Green)	stock	88-92	FT49300G	PC003W	FT49050P	FT49000W
TRX300 Fourtrax (Blue)	stock	88-92	FT49300B	PC003W	FT49050P	FT49000C
TRX300 Fourtrax (Red)	stock	93-00	FT49301R	PC003W	FT49050P	FT49000C
TRX300 Fourtrax (Green)	stock	93-00	FT49301G	PC003W	FT49050P	FT49000C
TRX300 Fourtrax (Blue)	stock	93-00	FT49301B	PC003W	FT49050P	FT49000C
TRX300 Fourtrax (Tan)	stock	93-00	FT49301T	PC003W	FT49050P	FT49000C
TRX300EX (White)	stock	93-03	FT49302W		FT49050P	FT49000C
TRX300EX (Red)	stock	93-03	FT49302R		FT49050P	FT49000C
TRX300EX (Black)	stock	93-03	FT49302B		FT49050P	FT49000C
ATC350X (White)	stock	85-86	FT49035W	PC003W	FT49050P	FT49000C
ATC350X (Red)	stock	85-86	FT49035R	PC003W	FT49050P	FT49000C
ATC350X (Black)	stock	85-86	FT49035B	PC003W	FT49050P	FT49000C
TRX350/D	stock	85-87	FT49020			
TRX400EX	5.5 gals	ALL	FT49040		FT49050P	FT49000C
TRX450R	3.9 gals	04-06	FT49450		FT49050P	FT49000C
TRX450ER	3.9 gals	08-09	FT49491		FT49050P	FT49000C

KAWASAKI						
MODEL	SIZE	YEAR	TANK PART #	PETCOCK PART #	FLANGE PART #	CAP PART #
KLF300 Bayou	stock	86-88	FT49303	PC004W	FT49050P	FT49000C
KFX400	4.0 gals	ALL	FT49505		FT49050P	FT49000C
KFX450	3.5 gals	08-11	FT49615		FT49050P	FT49000C

SUZUKI						
MODEL	SIZE	YEAR	TANK PART #	PETCOCK PART #	FLANGE PART #	CAP PART #
LTZ400	4.0 gals	ALL	FT49505		FT49050P	FT49000C

YAMAHA						
MODEL	SIZE	YEAR	TANK PART #	PETCOCK PART #	FLANGE PART #	CAP PART #
YFS200 Blaster	3.5 gals	88-05	FT49401	PC004W	FT49050P	FT49000C
YFM350 Warrior	3.4 gals	87-04	FT49351	PC004W	FT49050P	FT49000C
YFZ350 Banshee	Stock	ALL	FT49350	PC004W	FT49050P	FT49000C
YFZ350 Banshee	5.5 gals	ALL	FT49404	PC004W	FT49050P	FT49000C
YFZ450	3.6 gals	04-07	FT49403*		FT49050P	FT49000C
YFM660R Raptor	4.9 gals	ALL	FT49660	PC004W	FT49050P	FT49000C

KEY * Will not work with EFI models



Tank Sealer

Save your rusted out gas tank. Coats the inside of your pin hole infested gas tank with a plastic lining. Our combo-pack gives your customer a shrink-wrapped kit for the complete treatment of average size tanks. Just one unit to order, stock and sell. Comes with all three bottles shown.

Part #SL501



Gas Caps

Part #FT49000 - Fits Wide Open tanks
Part #FT49000C - Fits Clarke tanks



Tank Decals

Dress up your tank!
Sold each.

Part #SK78022
Dimensions: 2-5/16" x 2-5/8"


Petcocks by Wide Open



PC2357W 3-Way Valve



PC2358W 2-Way Valve




PC002W



PC003W



PC004W



PC005W

PART #	APPLICATION
PC002W	Wide Open Petcock for Honda 14mm applications
PC003W	Wide Open Petcock for Honda 18mm applications
PC004W	Wide Open Petcock for Kawasaki and Yamaha Applications
PC005W	Wide Open Petcock for Honda TRX250/350/400/420/450/500/650
PC2357W 3-Way Valve	Wide Open Fuel Valve for Polaris Applications. Replaces OE# 7052161
PC2358W 2-Way Valve	Wide Open Fuel Valve for Polaris Applications. Replaces OE# 7052159

Petcocks continue on the next page.

PLACE YOUR ORDER WITH US ...

BY PHONE: 1-800-367-9603 » BY FAX: 901-377-3392 » ONLINE: WWW.JMATV.COM

- INDEX
- WIDE OPEN PARTS
- TIRES & WHEELS
- BRAKES
- AIR, OIL & FUEL
- BATTERY & ELECTRICAL
- ENGINE
- BEARINGS
- BUSHINGS
- DRIVELINE
- AXLES
- BELTS
- CONTROLS
- TOOLS & CHEMICALS
- EXHAUST
- ACCESSORIES



Petcocks by Fuel Star

Quality petcocks from Fuel Star.



HONDA

MODEL	YEAR	PART #
TRX250 Recon	97-04	PC0013
TRX250 Recon	05-07	PC0016
TRX250 Recon	08-14	PC0058
TRX 250EX	01-05	PC0057
TRX 250EX	06-07	PC0014
TRX 250EX/X	08-14	PC0015
TRX350 Rancher	00-03	PC0017
TRX350 Rancher	04-05	PC0018
TRX350 Rancher	2006	PC0019
TRX400 Foreman	95-03	PC0011
TRX400 Rancher	04-06	PC0020
TRX400 Rancher	2007	PC0021
TRX450 Foreman	98-04	PC0011
TRX450R	04-05	PC0023
TRX450R	06-07	PC0022
TRX450ER	06-07	PC0022
TRX650 Rincon	03-05	PC0012

KAWASAKI

MODEL	YEAR	PART #
KLF220 Bayou	88-02	PC0024
KLF300 Bayou 2X4	88-02	PC0025
KLF300 Bayou 4X4	89-02	PC0026
KLF400 Bayou 4X4	93-99	PC0026

SUZUKI

MODEL	YEAR	PART #
LT4WD 250 QuadRunner	95-98	PC0031
LTF250 Ozark 2x4	02-06	PC0028
LTF400 Eiger 2x4	2002	PC0032
LTF400 Eiger 2x4	2003	PC0027
LTF400 Eiger 2x4	2004	PC0098
LTA400 King Quad 2x4	2002	PC0032
LTA400 King Quad 2x4	2004	PC0098
LTZ400	03-05	PC0030
LTF500 F QuadRunner 4x4	99-02	PC0034
LTF500 Vinson 4x4	03-04	PC0029
LTA500 Vinson 4x4 Auto	03-05	PC0033

YAMAHA

MODEL	YEAR	PART #
YFM50 Raptor	04-07	PC0043
YFM80 Badger	85-01	PC0043
YFM80 Grizzly	05-07	PC0043
YFM80 Raptor	02-07	PC0043
YFM100 Champ	89-91	PC0043
YFA125 Breeze	98-04	PC0038
YFM125 Grizzly	04-07	PC0038
YFM125 Grizzly	08-13	PC0050
YFS200 Blaster	98-04	PC0038
YFM200 Moto 4	85-89	PC0037
YTM225 Moto 4	83-86	PC0037
YFB250 Timberwolf	92-94	PC0055
YFB250 Timberwolf	95-00	PC0056
YFM250 Bear Tracker	99-04	PC0044
YFM250 Big Bear	07-09	PC0045
YFM250 BRUIN	05-06	PC0045
YFM350 Big Bear	87-99	PC0048
YFM350 Wolverine	95-05	PC0037
YFM350 Bruin	04-06	PC0049
YFM350 Grizzly	2007	PC0049
YFM350 Grizzly	08-14	PC0039
YFZ350 Banshee	88-06	PC0036
YFM350 Warrior	87-04	PC0037
YFM350 Raptor	04-07	PC0053
YFM350 Raptor	08-13	PC0054
YFM400 Kodiak	93-99	PC0048
YFM400 Kodiak	00-02	PC0052
YFM400 Kodiak	03-06	PC0049
YFM400 Grizzly	2007	PC0049
YFM400 Grizzly	2008	PC0040
YFM400 Big Bear	00-07	PC0046
YFM400 Big Bear IRS	08-12	PC0047
YFM450 Kodiak	03-06	PC0049
YFM450 Grizzly	07-14	PC0040
YFM660 Grizzly	02-08	PC0041
YFM660 Raptor	01-05	PC0042

INDEX

WIDE OPEN PARTS

TIRES & WHEELS

BRAKES

AIR, OIL & FUEL

BATTERY & ELECTRICAL

ENGINE

BEARINGS

BUSHINGS

DRIVELINE

AXLES

BELTS

CONTROLS


TOOLS & CHEMICALS

EXHAUST

ACCESSORIES

Fuel Petcock Repair Kit

Each kit contains the necessary o-rings and diaphragm to rebuild the fuel petcock.



ARTIC CAT		
MODEL	YEAR	PETCOCK REPAIR KIT PART #
50 2x4	2008	PC1034
50 DVX	06-08	PC1034
50 Y-6	2006	PC1034
90 DVX	06-18	PC1034
90 Utility	06-16	PC1034
Alterra 90	17-19	PC1034
150 Utility	09-19	PC1034
250 2x4	99-00	PC1031
250 2x4	01-05	PC1030
250 2x4	06-09	PC1034
250 4x4	01-05	PC1030
250 DVX	06-08	PC1034
300	98-00	PC1031
300	01-04	PC1030
300 2x4	10-16	PC1034
300 DVX	09-15	PC1034
350 CR	2012	PC1032
350 Utility 4x4	2011	PC1032
366 FIS w/AT	08-11	PC1032
375 w/AT	2002	PC1030
400	98-00	PC1031
400 2x4	2001	PC1030
400 4x4 w/AT	03-04	PC1030
400 4x4 w/MT	01-04	PC1030
400 DVX	04-06	PC1121
400 DVX	07-08	PC1120
400 FIS 2x4 w/AT	03-04	PC1030
400 FIS 2x4 w/MT	03-04	PC1030
400 FIS 4x4 w/AT	03-05	PC1030
400 FIS 4x4 w/AT	13-14	PC1032
400 FIS 4x4 w/MT	02-05	PC1030
400 TBX 4x4	2004	PC1030
400 VP 4x4	05-06	PC1030
454	96-98	PC1031
500 4x4	1998	PC1031
500 4x4	00-05	PC1030

INDEX

WIDE OPEN PARTS

TIRES & WHEELS

BRAKES

AIR, OIL & FUEL

BATTERY & ELECTRICAL

ENGINE

BEARINGS

BUSHINGS

DRIVELINE

AXLES

BELTS

CONTROLS

TOOLS & CHEMICALS

EXHAUST

ACCESSORIES

Petcock repair kits continue on the next page.



PETCOCK REPAIR KITS



CAN-AM		
MODEL	YEAR	PETCOCK REPAIR KIT PART #
DS70	11-20	PC1029
DS90X 4 stroke	09-20	PC1029
DS250	06-20	PC1029
330 Outlander	04-05	PC1037
400 Outlander	03-08	PC1037
500 Quest	02-04	PC1037
500 Traxter	99-05	PC1037
DS650	00-07	PC1028
650 Quest	2004	PC1037
650 Traxter	04-05	PC1037



HONDA		
MODEL	YEAR	PETCOCK REPAIR KIT PART #
ATC185	80-83	PC1212
ATC200	81-83	PC1212
ATC200E	82-83	PC1212
ATC200ES	1984	PC1212
ATC200M	84-85	PC1212
ATC200S	84-86	PC1212
ATC200X	86-87	PC1211
ATC250ES	85-87	PC1207
ATC250R	81-82	PC1210
ATC250R	85-86	PC1100
ATC250SX	85-87	PC1207
FL250	77-84	PC1209
TRX250R	86-89	PC1059
TRX250 Fourtrax	85-87	PC1207
TRX250 Recon	97-20	PC1201
TRX250X	87-92	PC1208
TRX250EX/X Sportrax	2001	PC1218
TRX250EX/X Sportrax	02-20	PC1201
TRX250EX/X Sportrax	16-18	PC1206
TRX300 EX	93-06	PC1208
TRX300 EX	07-08	PC1229
TRX300 Fourtrax	88-00	PC1207
TRX300X	2009	PC1229
TRX350 Rancher	00-06	PC1201
TRX400EX	99-07	PC1206
TRX400EX/X	08-14	PC1205
TRX400 Rancher	04-07	PC1201
TRX400 Foreman	95-03	PC1201
TRX420 Rancher SRA	07-13	PC1203
TRX420 Rancher IRS	09-14	PC1203
TRX450R	04-05	PC1204
TRX450R	06-07	PC1204
TRX450R	08-09	PC1202
TRX450ER	06-07	PC1204
TRX450ER	08-14	PC1213
TRX450 Foreman	98-04	PC1201
TRX500 Foreman	05-11	PC1203
TRX500 Rubicon	01-04	PC1201
TRX500 Rubicon	05-14	PC1203
TRX650 Rincon	03-05	PC1201
TRX700XX	08-09	PC1200



- INDEX
- WIDE OPEN PARTS
- TIRES & WHEELS
- BRAKES
- AIR, OIL & FUEL
- BATTERY & ELECTRICAL
- ENGINE
- BEARINGS
- BUSHINGS
- DRIVELINE
- AXLES
- BELTS
- CONTROLS
- TOOLS & CHEMICALS
- EXHAUST
- ACCESSORIES

Petcock repair kits continue on the next page.





KAWASAKI		
MODEL	YEAR	PETCOCK REPAIR KIT PART #
KFX50	07-20	PC1081
KFX90	07-20	PC1081
KLF110	87-88	PC1124
KLT185	86-87	PC1086
KLF220 Bayou	88-02	PC1079
KFX250 Mojave	89-04	PC1079
KLF250 Bayou	03-06	PC1079
KLF250 Bayou	07-11	PC1079
KXF250 Tecate	87-88	PC1123
KXT250 Tecate	85-87	PC1122
KEF300 Lakota	95-03	PC1079
KLF300 Bayou	86-05	PC1079
KVF300 Prairie	99-02	PC1080
KVF360 Prairie	03-12	PC1078
KLF400 Bayou	93-99	PC1079
KVF400 Prairie	97-02	PC1078
KVF650 Brute Force SRA	2005	PC1075
KVF650 Brute Force SRA	06-13	PC1077
KVF650i Brute Force IRS	06-13	PC1077
KVF650 Prairie	02-03	PC1075
KFX 700 V-Force	04-09	PC1076
KVF700 Prairie	04-06	PC1075
KVF750 Brute Force	05-06	PC1077
KVF750 Brute Force	2007	PC1077

POLARIS		
MODEL	YEAR	PETCOCK REPAIR KIT PART #
450 Sportsman	06-07	PC1035
500 Outlaw	06-07	PC1035
500 Predator	03-07	PC1035
500 Sportsman HO	06-08	PC1035
700 Sportsman	2006	PC1035

Petcock repair kits continue on the next page.

JMATV.COM
dealers online

ARE YOU REGISTERED @ JMATV.COM?
Place Orders » Check Inventory & Current Pricing
Save Time & Hassle — Register Today!

- INDEX
- WIDE OPEN PARTS
- TIRES & WHEELS
- BRAKES
- AIR, OIL & FUEL
- BATTERY & ELECTRICAL
- ENGINE
- BEARINGS
- BUSHINGS
- DRIVELINE
- AXLES
- BELTS
- CONTROLS
- TOOLS & CHEMICALS
- EXHAUST
- ACCESSORIES



PETCOCK REPAIR KITS

SUZUKI

MODEL	YEAR	PETCOCK REPAIR KIT PART #
LT-Z50	06-09	PC1120
LT-Z90 QUADSPORT	07-16	PC1050
ALT-125	84-86	PC1046
LT-125	84-87	PC1046
LT-160	03-04	PC1047
LT-160E	89-92	PC1047
LT-F160	91-01	PC1047
ALT-185F	1985	PC1046
LT-185	84-87	PC1046
LT-230E	87-88	PC1047
LT-230E	89-93	PC1047
LT-230G	85-86	PC1046
LT-230S	85-90	PC1047
LT-F230	86-87	PC1046
LT-250EF	85-86	PC1046
LT-250R	85-92	PC1047
LT-250S	89-90	PC1047
LT-4WD 250 Quad Runner	87-94	PC1047
LT-4WD 250 Quad Runner	95-98	PC1045
LT-F250 2WD	95-01	PC1045
LT-F250 Ozark	02-06	PC1036
LT-F250 Ozark	07-08	PC1120
LT-F250 Ozark	2009	PC1040
LT-F250 Ozark	12-14	PC1120
LT-F250F 4WD Quad Runner	99-00	PC1049
LT-F250F 4WD Quad Runner	01-02	PC1045
LT-Z250	04-06	PC1036
LT-Z250	07-09	PC1040
LT-300E	87-89	PC1046
LT-F4WDX 300 King Quad	91-94	PC1047
LT-F4WDX 300 King Quad	95-98	PC1045
LT-F300F King Quad	99-00	PC1049
LT-F300F King Quad	01-02	PC1045
LT-400 Eiger 2WD	02-04	PC1043
LT-A400F Eiger 2WD	2007	PC1042
LT-A400F Eiger 4WD	02-04	PC1043
LT-A400F Eiger 4WD	2005	PC1036
LT-A400F Eiger 4WD	06-07	PC1042
LT-F400F Eiger 4WD	02-05	PC1043
LT-F400F Eiger 4WD	2006	PC1042
LT-F400F Eiger 4WD	2007	PC1042
LT-400F King Quad	08-10	PC1044
LT-Z400	03-05	PC1121
LT-Z400	06-08	PC1120
LT-500R Quadzilla	87-90	PC1047
LT-A500F Quad Master Auto	00-01	PC1038
LT-F500FQuadrunner	98-00	PC1051
LT-F500F Quadrunner	01-02	PC1048
LT-A500F Vinson	02-05	PC1036
LT-A500F Vinson	06-07	PC1044
LT-F500F Vinson	03-07	PC1036
LT-F500F Vinson	03-07	PC1036



Petcock repair kits continue on the next page.

J&M ATV/UTV SUPPLY, INC. ... OVER 30 YEARS IN THE POWERSPORTS INDUSTRY

BY PHONE: 1-800-367-9603 » BY FAX: 901-377-3392 » ONLINE: WWW.JMATV.COM



YAMAHA		
MODEL	YEAR	PETCOCK REPAIR KIT PART #
YFM50 Raptor	04-08	PC1000
YFM80 Badger	85-01	PC1000
YFM80 Grizzly	05-08	PC1000
YFM80 Raptor	02-08	PC1000
YFM90 Grizzly	19-20	PC1009
YFM90 Raptor	12-20	PC1009
YFM100 Champ	87-90	PC1000
YFA1 Breeze	89-04	PC1000
YFM125 Grizzly	04-13	PC1000
YFM125 Raptor	11-13	PC1007
YFS200 Blaster	88-06	PC1000
YFB250 Timberwolf	92-00	PC1000
YFM 250 Raptor	08-13	PC1007
YFM250 Beartracker	99-04	PC1000
YFM250 Big Bear	07-09	PC1000
YFM250 Moto-4	89-91	PC1000
YFM250B Bruin	05-06	PC1000
YFM300 Grizzly	12-13	PC1005
YFM350 Grizzly IRS	07-11	PC1005
YFM350 Raptor	04-13	PC1000
YFM350 Warrior	87-04	PC1000
YFM350BA Bruin 2WD	04-06	PC1005
YFM350ER Moto-4	87-95	PC1000
YFM350FA Bruin 4WD	04-06	PC1005
YFM350FGW Grizzly 4WD	07-14	PC1005
YFM350FW Big Bear	87-99	PC1000
YFM350GW Grizzly 2WD	07-11	PC1005
YFM35FX Wolverine	95-05	PC1000
YFM35X Wolverine	06-09	PC1006
YFZ350 Banshee	87-06	PC1000
YFM400 Big Bear	00-12	PC1000
YFM400 Grizzly IRS	07-08	PC1005
YFM400 Kodiak 4WD	93-95	PC1000
YFM400 Kodiak 4WD	96-97	PC1000
YFM400 Kodiak 4WD	98-99	PC1000
YFM400 Kodiak 4WD	00-06	PC1005
YFM400 Kodiak 2WD	2000	PC1005
YFM400 Kodiak 2WD	01-04	PC1005
YFM450 Kodiak	03-06	PC1005
YFM450 Grizzly EPS	11-14	PC1003
YFM450 Grizzly IRS	2007	PC1003
YFM450 Grizzly IRS	08-14	PC1005
YFM45FX Wolverine 450 4X4	06-10	PC1004
YFZ450	04-09	PC1003
YFZ450	12-13	PC1003
YFM600 Grizzly	1998	PC1000
YFM600 Grizzly	99-01	PC1002
YFM660 Grizzly	02-08	PC1001
YFM660R Raptor	01-05	PC1000
YFZ450	12-13	PC1003
YFM600 Grizzly	1998	PC1000
YFM600 Grizzly	99-01	PC1002
YFM660 Grizzly	02-08	PC1001
YFM660R Raptor	01-05	PC1000

- INDEX
- WIDE OPEN PARTS
- TIRES & WHEELS
- BRAKES
- AIR, OIL & FUEL
- BATTERY & ELECTRICAL
- ENGINE
- BEARINGS
- BUSHINGS
- DRIVELINE
- AXLES
- BELTS
- CONTROLS
- TOOLS & CHEMICALS
- EXHAUST
- ACCESSORIES

PLACE YOUR ORDER WITH US ...

BY PHONE: 1-800-367-9603 » BY FAX: 901-377-3392 » ONLINE: WWW.JMATV.COM





UNIVERSAL BATTERY ISOLATOR

- Use for dual battery applications. This automatic relay distributes charging amperage between two batteries. Perfect for vehicles with winches, large stereo systems, cab heaters, light bars and accessories with large electrical demand
- Part #**BT702**



Battery Cross Reference

- Motobatt batteries carry a ONE year warranty. The warranty is rated from the date of retail sale. Proof of purchase is required to validate a claim. Call your sales representative for full details.
- Power Max batteries carry a ONE year warranty. The warranty is rated from the date of retail sale. Call your sales representative for full details.
- Voltz batteries carry a ONE year warranty. The warranty is rated from the date of retail sale. Call your sales representative for full details.

DIAGRAM 1



DIAGRAM 2



BATTERY #				DIMENSIONS						POLARITY (+/-) AH CCA		
	MOTOBATT PART #	POWERMAX PART #	VOLTZ PART #	STANDARD (IN)			METRIC (MM)					
	L	W	H	L	W	H						
YB4B-BS	MBT4BB	N/A	N/A	4.45	1.50	3.43	113	38	87	N/A	2.5	40
YTX4L-BS	MBTX4U	BT304	BT304V	4.49	2.76	3.43	114	70	87	2	4.7	70
YTX5L-BS	MBTZ7S	BT171	BT171V	4.49	2.76	4.21	114	70	107	2	6.5	100
YB5L-B	MB5U	N/A	N/A	4.72	2.36	5.12	120	60	130	2	7	90
YT7BBS	MB7U	N/A	N/A	5.94	2.56	3.7	151	65	94	1	6.5	100
YT7B-4	MB7U	N/A	BT174V	5.94	2.56	3.7	151	65	94	1	6.5	100
YB7-A	MB9U	BT309	BT309V	5.35	2.99	5.48	136	76	133	1&2	11	140
YTX7L-BS	MBTX7U		BT310V	4.49	2.76	5.04	114	70	128	2	8	115
6N6-3B	MBT6N6	N/A	N/A	3.82	2.2	4.37	97	56	111	N/A	6	N/A
YTX7A-BS	MBTZ10S	BT308	BT308V	5.94	3.43	3.74	151	87	95	1&2	8.6	190
YTZ7S	MBTZ7S	BT199	BT199V	4.49	2.76	4.21	114	70	107	2	6.5	100
YB14A-A2	MBTX14AU	BT168	BT168V	5.31	3.54	6.61	135	90	168	1&2	16.5	210

Battery applications continue on the next page.





Battery Cross Reference

DIAGRAM 1



DIAGRAM 2



BATTERY #	 			DIMENSIONS						POLARITY (+/-)	AH	CCA
	MOTOBATT PART #	POWERMAX PART #	VOLTZ PART #	STANDARD (IN)			METRIC (MM)					
				L	W	H	L	W	H			
YB14A-A1	MBTX14AU	BT169	BT169V	5.31	3.54	6.61	135	90	168	1&2	16.5	210
YB16CL-B	MBTX20U	BT170	BT170V	6.89	3.43	6.10	175	87	155	1&2	21	280
YB9A-A	MB9U	BT188	BT188V	5.35	2.99	5.24	136	76	133	1&2	11	140
YB9L-A2	MB9U	BT191	BT191V	5.35	2.99	5.24	136	76	133	1&2	11	140
YT9B-4	MBTX9U		BT179V	5.94	3.43	4.13	151	87	110	1&2	10.5	160
YT9B-BS	MBT9B4	N/A	N/A	5.91	2.76	4.13	150	70	105	1	9	115
YTX9BS	MBTX9U	BT190	BT190V	5.94	3.43	4.13	151	87	110	1&2	10.5	160
YB10LB	MB10U	BT189	BT189V	5.31	3.54	5.75	135	90	146	1&2	14.5	175
YTZ10S	MBTZ10S	BT351	BT351V	5.94	3.43	3.74	151	87	95	1&2	8.6	190
YB10A-A2	MB10U	BT200	BT200V	5.31	3.54	5.75	135	90	146	1&2	14.5	175
YB12A-A	MB12U	BT139	BT139V	5.28	3.15	6.34	134	80	161	1&2	15	160
YB12C-A	MB12U	BT173	BT173V	5.28	3.15	6.34	134	80	161	1&2	15	160
YTX12BS	MBTX12U	BT300	BT300V	5.94	3.43	5.12	151	87	130	1&2	14	200
YT12BBS	MBT12B4	N/A	N/A	5.91	2.76	5.12	150	70	130	1	11	150
12N7D-3B	MB9U	BT172	BT172V	5.35	2.99	5.24	136	76	133	1&2	11	140
YB14-A2	MBTX14AU	BT306	BT306V	5.31	3.54	6.61	135	90	168	1&2	16.5	210
YB14L-A2	MBTX14AU	BT307	BT307V	5.31	3.54	6.61	135	90	168	1&2	16.5	210
YTX14AH	MBT14B4	N/A	N/A	5.91	2.76	5.71	150	70	145	1	13	190
YTX14AHS	MBTX14AU	BT325	BT325V	5.31	3.54	6.61	135	90	168	1&2	16.5	210
YTX14BS	MBTX12U	BT350	BT350V	5.94	3.43	5.12	151	87	130	1&2	14	200
YTX15L-BS	MBTX12U	BT194	BT194V	5.94	3.43	5.12	151	87	130	1&2	14	200
YB16A-A	MB16A	N/A	N/A	5.94	3.58	7.13	151	91	181	1	19	200
YB16B-A1	MB16U	BT016	BT016V	6.30	3.54	6.34	160	90	161	1&2	20	240
YB16AL-A2	MB16AU	N/A	N/A	8.15	2.83	6.46	207	72	164	2	20.5	230
YTX16-BS-1	MBTX16U	BT192	BT192	5.94	3.43	6.34	151	87	161	1&2	19	250
YZ16H	MBYZ16H	N/A	BT166V	5.94	3.43	5.71	151	87	145	1&2	16.5	260
YTX20LBS	MBTX20U	BT305	BT305V	6.89	3.43	6.10	175	87	155	1&2	21	280
YTX20H-BS	MBTX20U	BT305	BT305V	6.89	3.43	6.10	175	87	155	1&2	21	280
YTX24HL-BS	MBTX24U	N/A	N/A	8.07	3.43	6.38	205	87	162	1&2	25	300
YB30L-B	MBTX30U	BT193	BT193V	6.54	4.96	6.89	166	126	175	1&2	32	390
U1-7/U1-9/U1-35	MBU1-35	N/A	BT195V	7.67	5.16	7.13	195	130	179	1	35	420

INDEX

WIDE OPEN PARTS

TIRES & WHEELS

BRAKES

AIR, OIL & FUEL

BATTERY & ELECTRICAL

ENGINE

BEARINGS

BUSHINGS

DRIVELINE

AXLES

BELTS

CONTROLS

TOOLS & CHEMICALS

EXHAUST

ACCESSORIES

Battery applications continue on the next page.

Battery Applications

Motobatt Batteries

- Cover the majority of market applications with only 10 SKU's.
- Increase inventory turns and battery freshness.
- Increase application coverage with fewer batteries.
- Save time — no activation required.
- Safer work environment — no acid to deal with.
- Increase sales and operating profit
- A premium sealed AGM battery at a sensible price.

» Warranty details can be found on page 225

» Refer to Battery Cross Reference on page 226-227 for part numbers.

MOTOBATT

WITH GURDFLEX™ TECHNOLOGY



MOTOBATT



MOTOBATT



ARCTIC CAT

MODEL	YEAR	MOTOBATT #	POWERMAX #	VOLTZ #
50 Y-6	04-05	MBTX4U	BT304	BT304V
DVX50	06-10	MBTZ7S	BT171	BT171V
90 2 Stroke	02-06	MBTX4U	BT304	BT304V
90 4 Stroke	04-19	MBTZ7S	BT171	BT171V
DVX90	06-18	MBTZ7S	BT171	BT171V
150	09-19	MBTX9U	BT190	BT190V
250	99-05	MBTX14AU	BT307	BT307V
250	06-10	MBTX12U	BT300	BT300V
250 DVX	06-09	MBTX12U	BT300	BT300V
300 DVX	09-14	MBTX12U	BT300	BT300V
300	98-05	MBTX14AU	BT307	BT307V
300	10-19	MBTX12U	BT300	BT300V
350	11-12	MBTX14AU	BT168	BT168V
366	08-11	MBTX14AU	BT168	BT168V
375	2002	MBTX14AU	BT168	BT168V
400 DVX	00-11	MBTX9U	BT190	BT190V
400	98-17	MBTX14AU	BT168	BT168V
425	11-12	MBTX20U	BT305	BT305V
450	10-19	MBTX20U	BT305	BT305V
454	96-98	MBTX14AU	BT168	BT168V
500	98-09	MBTX14AU	BT168	BT168V
500 H1	2009	MBTX20U	BT305	BT305V
500 ATV	13-18	MBTX20U	BT305	BT305V
500 Prowler	14-15	MBTX30U	BT193	BT193V
500 Prowler	17-18	MBTX20U	BT305	BT305V
550 ATV	09-17	MBTX20U	BT305	BT305V
550 Prowler	2009	MBTX24U	BT356	BT356V
550 Prowler	10-15	MBTX30U	BT193	BT193V
570 ATV	2019	MBTX20U	BT305	BT305V
650 ATV	04-12	MBTX14AU	BT168	BT168V
650 Prowler	06-10	MBTX24U	BT356	BT356V
700 ATV	06-19	MBTX20U	BT305	BT305V
700 Prowler	08-09	MBTX24U	BT356	BT356V
700 Prowler	10-17	MBTX30U	BT193	BT193V
700 Wildcat Sport	14-19	MBTX30U	BT193	BT193V
700 Wildcat Trail	14-19	MBTX30U	BT193	BT193V
1000 ATV	08-18	MBTX20U	BT305	BT305V
1000 Prowler	08-19	MBTX30U	BT193	BT193V
1000 Wildcat	12-19	MBTX30U	BT193	BT193V
1000 Wildcat XX	18-19	MBTX30U	BT193	BT193V

CAN AM

MODEL	YEAR	MOTOBATT #	POWERMAX #	VOLTZ #
DS50, Quest	02-06	MBTX4U	BT304	BT304V
DS70	00-20	MBTZ7S	BT171	BT171V
DS90/F Quest	02-11	MBTX4U	BT304	BT304V
DS90/X	08-20	MBTZ7S	BT171	BT171V
200 Rally	02-06	MBTX14AU	BT168	BT168V
DS250	06-20	MBTX12U	BT300	BT300V
330 Outlander	04-05	MBTX12U	BT194	BT194V
400 Outlander	03-04	MBTX12U	BT194	BT194V
400 Outlander	05-15	MBTX20U	BT305	BT305V
DS450	09-15	MBTZ7S	BT199	BT199V
450 Outlander	15-20	MBTX20U	BT305	BT305V
500 Defender	17-20	MBTX20U	BT305	BT305V
500 Outlander	07-15	MBTX20U	BT305	BT305V
500 Renegade	08-15	MBTX20U	BT305	BT305V
500 Traxter, Quest	99-05	MBTX20U	BT305	BT305V
570 Outlander	16-20	MBTX20U	BT305	BT305V
570 Renegade	16-20	MBTX20U	BT305	BT305V
650 Quest	02-05	MBTX20U	BT305	BT305V
DS650	00-06	MBTX20U	BT305	BT305V
650 Outlander	06-20	MBTX20U	BT305	BT305V
650 Renegade	18-20	MBTX20U	BT305	BT305V
800 Outlander	06-15	MBTX20U	BT305	BT305V
800 Renegade	07-15	MBTX20U	BT305	BT305V
850 Outlander	15-20	MBTX20U	BT305	BT305V
850 Renegade	16-20	MBTX20U	BT305	BT305V
800 Commander	11-20	MBTX20U	BT305	BT305V
800 Defender	16-20	MBTX20U	BT305	BT305V
800 Maverick Trail	18-20	MBTX20U	BT305	BT305V
900 Maverick X3/Turbo	17-20	MBTX20U	BT305	BT305V
1000 Outlander	12-20	MBTX20U	BT305	BT305V
1000 Renegade	12-20	MBTX20U	BT305	BT305V
1000 Commander	11-20	MBTX20U	BT305	BT305V
1000 Maverick	13-19	MBTX20U	BT305	BT305V
1000 Maverick Trail	18-20	MBTX20U	BT305	BT305V
1000 Maverick Sport	19-20	MBTX20U	BT305	BT305V
1000 Defender	16-20	MBTX20U	BT305	BT305V

Battery applications continue on the next page.



HONDA				
MODEL	YEAR	MOTOBATT #	POWERMAX #	VOLTZ #
TRX90/EX/X	06-21	MBTZ7S	BT171	BT171V
ATC125M	84-85	MB9U	BT188	BT188V
ATC125M	86-87	MBTX12U	BT300	BT300V
TRX125	85-86	MB9U	BT188	BT188V
TRX125	87-88	MBTX9U	BT190	BT190V
ATC200E/ES	82-84	MBTX14AU	BT168	BT168V
ATC200M	84-85	MBTX14AU	BT168	BT168V
TRX200	1987	MBTZ10S	BT308	BT308V
TRX200	1984	MBTX14AU	BT168	BT168V
TRX200	90-96	MBTX12U	BT300	BT300V
TRX200SX	86-88	MBTX12U	BT300	BT300V
ATC250ES Big Red	85-87	MBTX12U	BT300	BT300V
ATC250SX	85-87	MBTX12U	BT300	BT300V
TRX250	85-87	MBTX12U	BT300	BT300V
TRX250 Recon	97-20	MBTX12U	BT300	BT300V
TRX250EX/X	01-20	MBTX9U	BT190	BT190V
TRX300 Fourtrax	88-00	MBTX12U	BT350	BT350V
TRX300EX/X	93-09	MBTX9U	BT190	BT190V
TRX350 Rancher	00-06	MBTX12U	BT350	BT350V
TRX350D/Foreman	86-89	MBTX12U	BT350	BT350V
FL350R Odyssey	1985	MBTX12U	BT300	BT300V
FL400R Pilot	89-90	MBTX12U	BT350	BT350V
TRX400 Rancher	04-07	MBTX12U	BT350	BT350V
TRX420 Rancher Manual	07-21	MBTX12U	BT350	BT350V
TRX420 Rancher Auto	09-13	MBTX12U	BT350	BT350V
TRX420 Rancher Auto	14-21	MBYZ16H		BT166V
TRX400 EX/X	99-14	MBTX9U	BT190	BT190V
TRX400 Foreman	95-03	MBTX12U	BT350	BT350V
TRX450R	06-09	MBTZ7S	BT199	BT199V
TRX450 Foreman	98-04	MBTX12U	BT350	BT350V
TRX500 Foreman	05-11	MBTX12U	BT350	BT350V
TRX500 Foreman	12-19	MBYZ16H		BT166V
TRX500 Rubicon	01-14	MBTX12U	BT350	BT350V
TRX500 Rubicon	15-19	MBYZ16H		BT166V
SXS500 Pioneer	15-18	MBYZ16H		BT166V
SXS500 Pioneer	19-21	MBTX12U	BT350	BT350V
SXS520 Pioneer	2021	MBTX12U	BT350	BT350V
TRX520 Foreman	20-21	MBYZ16H		BT166V
TRX520 Rubicon	20-21	MBYZ16H		BT166V
TRX650 Rincon	03-05	MBTX12U	BT350	BT350V
TRX680 Rincon	06-21	MBTX20U	BT305	BT305V
TRX700XX	08-09	MBTX9U	BT190	BT190V
MUV700 Big Red	08-13	MBTX12U	BT350	BT350V
SXS700 Pioneer	14-21	MBTX12U	BT350	BT350V
SXS1000 Pioneer	16-21	MBYZ16H		BT166V
SXS1000 Talon	19-21	MBTX20U	BT305	BT305V

KAWASAKI				
MODEL	YEAR	MOTOBATT #	POWERMAX #	VOLTZ #
KFX50	07-21	MBTZ7S	BT171	BT171
KSF/KFX80	03-05	MBTZ7S	BT171	BT171V
KFX90	07-21	MBTZ7S	BT171	BT171
KLF110B Mojave	87-88	MB9U	BT191	BT191V
KLT185A	86-87	MB10U	BT189	BT189V
KLF185A Bayou	85-88	MB10U	BT189	BT189V
KLT200A/C	80-84	MB10U	BT189	BT189V
KLT200B/C	83	MB12U	BT139	BT139V
KLF220A Bayou	88-02	MB10U	BT200	BT200V
KLF220A Bayou(Canada)	92-02	MBTX14AU	BT168	BT168V

KAWASAKI				
MODEL	YEAR	MOTOBATT #	POWERMAX #	VOLTZ #
KLF250 Bayou	03-11	MB10U	BT200	BT200V
KLF250 Bayou(Canada)	03-05	MBTX14AU	BT168	BT168V
KLT250C Prairie	83	MB12U	BT139	BT139V
KLT250 C Prairie	84-85	MB10U	BT189	BT189V
KLT250A	82-83	MB12U	BT139	BT139V
KVF300 Prairie	99-02	MBTX14AU	BT168	BT168V
KLF300B/C Bayou	88-04	MBTX14AU	BT168	BT168V
KLF300B Bayou (Canada)	92-99	MBTX20U	BT170	BT170V
KLF300A Bayou	86-87	MBTX20U	BT170	BT170V
KEF300A/B Lakota	95-03	MBTX14AU	BT168	BT168V
KVF300 Brute Force	13-21	MBTX12U	BT300	BT300V
KVF360 Prairie	03-13	MBTX14AU	BT168	BT168V
KFX400	03-06	MBTX9U	BT190	BT190V
KLF400B Bayou 4x4	93-00	MBTX20U	BT170	BT170V
KVF400A Prairie	97-02	MBTX14AU	BT168	BT168V
KVF400B Praire (Canada)	98-00	MBTX20U	BT170	BT170V
KVF400C Praire (Canada)	99-02	MBTX12U	BT350	BT350V
KVF400D Praire (Canada)	99-01	MBTX12U	BT350	BT350V
KFX450R	08-14	MBTZ7S	BT199	BT199V
KVF650 Brute Force	05-13	MBTX12U	BT350	BT350V
SRA/IRS				
KVF650 Prairie	02-03	MBTX12U	BT350	BT350V
KVF700 Prairie	04-06	MBTX12U	BT350	BT350V
KFX700 V-Force	03-09	MBTX12U	BT350	BT350V
KFX750 Brute Force	05-21	MBTX12U	BT350	BT350V
KRF750 Teryx	08-13	MBU1-35		BT195V
KRF800 Teryx	14-21	MBU1-35		BT195V
KRX1000 Teryx	20-21			BT196V
KAF300 Mule 500,520,550	01-11	MBTX14AU	BT168	BT168V
KAF400 Mule SX	17-21	MBTX14AU	BT168	BT168V
KAF400 Mule 600, 610, XC	05-16	MBTX14AU	BT168	BT168V
KAF450 Mule 1000	ALL	MBTX20U	BT170	BT170V
KAF540 Mule 2010, 2020, 2030	ALL	MBTX20U	BT170	BT170V
KAF620 Mule 2500, 2510, 2520	ALL	MBTX20U	BT170	BT170V
KAF620 Mule 3000, 3010, 3020 Gas	ALL	MBTX20U	BT305	BT305V
KAF620 Mule 4000,4010	09-21	MBU1-35		BT195V
KAF700 Mule Pro MX	19-21			BT196V
KAF820 Mule Pro FX/FXR/FXT	15-20			BT196V
KAF1000 Mule Pro DX/DXT	16-21			BT196V

KTM				
MODEL	YEAR	MOTOBATT #	POWERMAX #	VOLTZ #
450SX	08-11	MBTZ7S	BT171	BT171V
450XC	08-11	MBTZ7S	BT171	BT171V
505SX	08-11	MBTZ7S	BT171	BT171V
505XC	08-09	MBTZ7S	BT171	BT171V
525SX	08-11	MBTZ7S	BT171	BT171V
525XC	08-09	MBTZ7S	BT171	BT171V

Battery applications continue on the next page.

INDEX

WIDE OPEN PARTS

TIRES & WHEELS

BRAKES

AIR, OIL & FUEL

BATTERY & ELECTRICAL

ENGINE

BEARINGS

BUSHINGS

DRIVELINE

AXLES

BELTS

CONTROLS

TOOLS & CHEMICALS

EXHAUST

ACCESSORIES

MOTOBATT



KYMCO				
MODEL	YEAR	MOTOBATT #	POWERMAX #	VOLTZ #
50 Mongoose	04-11	MBTZ7S	BT171	BT171V
90 Mongoose	04-11	MBTZ7S	BT171	BT171V
MXU150	05-11	MBTX9U	BT190	BT190V
250 Mongoose	03-09	MBTX12U	BT300	BT300V
MXU250	04-09	MBTX12U	BT300	BT300V
MXU300	05-11	MBTX12U	BT300	BT300V
MXU500	07-11	MBTX20U	BT305	BT305V
UXV500	09-11	MBTX20U	BT305	BT305V

POLARIS				
MODEL	YEAR	MOTOBATT #	POWERMAX #	VOLTZ #
Most 200-500 models not listed	85-15	MBTX14AU	BT168	BT168V
50/90	01-02	MBTX4U	BT304	BT304V
50/90	09-19	MBTZ7S	BT171	BT171V
110 Outlaw/Sportsman	16-20	MBTZ7S	BT171	BT171V
150 Ace	17-19	MBTX9U	BT190	BT190V
150 Ranger	18-20	MBTX9U	BT190	BT190V
170 RZR	09-18	MBTX12U	BT300	BT300V
200 Phoenix	05-20	MBTX12U	BT300	BT300V
250 All	86-07	MBTX14AU	BT168	BT168V
300 All	94-11	MBTX14AU	BT168	BT168V
325 All	00-16	MBTX14AU	BT168	BT168V
330 All	03-13	MBTX14AU	BT168	BT168V
335 All	99-00	MBTX14AU	BT168	BT168V
350 All	93-95	MBTX14AU	BT168	BT168V
400 All	94-05	MBTX14AU	BT168	BT168V
400 Ranger	09-14	MBTX14AU	BT168	BT168V
400 Sportsman	08-14	MBTX14AU	BT168	BT168V
425 All	99-02	MBTX14AU	BT168	BT168V
425 Ranger 2x4	02-03	MBTX30U	BT193	BT193V
450 Outlaw	07-09	MBTX9U	BT190	BT190V
450 Sportsman	06-07	MBTX14AU	BT168	BT168V
450 Sportsman	16-20	MBTX14AU	BT168	BT168V
500 ATP	04-05	MBTX14AU	BT168	BT168V
500 Predator/Outlaw	03-06	MBTX9U	BT190	BT190V
500 Ranger	98-10	MBTX30U	BT193	BT193V
500 Ranger	11-13	MBTX14AU	BT168	BT168V
500 Ranger	17-20	MBTX14AU	BT168	BT168V
500 Sportsman	96-13	MBTX14AU	BT168	BT168V
525 Outlaw	08-11	MBTX9U	BT190	BT190V
550 Sportsman	10-14	MBTX14AU		BT168V
570 Ace	15-18	MBTX14AU	BT168	BT168V
570 RZR	12-18	MBTX14AU	BT168	BT168V
570 Ranger Midsize	14-20	MBTX14AU	BT168	BT168V
570 Ranger Fullsize	15-16		BT196*	BT196V
570 Ranger Fullsize	17-20	MBTX14AU	BT168	BT168V
570 Sportsman	14-20	MBTX14AU	BT168	BT168V
600 Sportsman	03-05	MBTX30U	BT193	BT193V
700 Ranger	05-09	MBTX30U	BT193	BT193V
700 Sportsman	02-09	MBTX30U	BT193	BT193V
800 Ranger	10-13	MBTX30U	BT193	BT193V
800 Ranger	2014		BT196*	BT196V
800 RZR/S	08-09	MBTX20U	BT305	BT305V
800 RZR/S/4	10-14	MBTX30U	BT193	BT193V
800 Sportsman	05-14	MBTX30U	BT193	BT193V

MOTOBATT



POLARIS				
MODEL	YEAR	MOTOBATT #	POWERMAX #	VOLTZ #
850 Sportsman	09-20	MBTX20U	BT305	BT305V
850 Scrambler	13-20	MBTX20U	BT305	BT305V
900 Ace	16-19	MBTX14AU	BT168	BT168V
900 Ranger	13-19		BT196*	BT196V
900 RZR XP	11-14	MBTX30U	BT193	BT193V
900 RZR	15-20		BT196*	BT196V
925 RZR Turbo	16-20		BT196*	BT196V
925 RZR Pro XP	2020	MBTX30U		BT193V
1000 General	16-20		BT196*	BT196V
1000 Ranger	17-20		BT196*	BT196V
1000 RZR	14-20		BT196*	BT196V
1000 Scrambler	14-20	MBTX20U	BT305	BT305V
1000 Sportsman	15-20	MBTX20U	BT305	BT305V

* OEM FLOODED BATTERY



Motobatt Tall Yellow Display Rack with Header Card Part #MBD

FREE

WITH PURCHASE OF 20 MOTOBATT BATTERIES

» MOTOBATT BATTERY CROSS REFERENCE AVAILABLE ON PAGE 226-227

Battery applications continue on the next page.

» MOTOBATT BATTERY CROSS REFERENCE IS AVAILABLE ON PAGE 226-227



SUZUKI				
MODEL	YEAR	MOTOBATT #	POWERMAX #	VOLTZ #
LTZ50	06-18	MBTZ7S	BT171	BT171V
LT80 QuadSport 80	87-06	MBTZ7S	BT171	BT171V
LTZ90	07-20	MBTZ10S	BT308	BT308V
LTF160 QuadRunner	91-01	MB9U	BT188	BT188V
LT160E QuadRunner	89-94	MB9U	BT188	BT188V
LT160E QuadRunner	03-04	MB9U	BT188	BT188V
LTF230 QuadRunner	86-87	MB10U	BT200	BT200V
LT230GE QuadRunner	85-86	MB10U	BT200	BT200V
LT230E QuadRunner	88-93	MBTX12U	BT300	BT300V
LTF250 QuadRunner	88-02	MBTX14AU	BT168	BT168V
LTF250F Ozark	02-09	MBTX12U	BT300	BT300V
LTZ250 Quadsport	04-09	MBTX12U	BT300	BT300V
LT4WD QuadRunner 4x4	87-99	MBTX14AU	BT168	BT168V
LTF250F QuadRunner	99-02	MBTX14AU	BT168	BT168V
LT300E QuadRunner	87-89	MBTX14AU	BT168	BT168V
LT-F300F/LTF4WD	91-02	MBTX14AU	BT168	BT168V
LT4WDX KingQuad	91-98	MBTX14AU	BT168	BT168V
LTA400 King Quad	09-20	MBTX12U	BT350	BT350V
LT-F400/LT-A400 Eiger	02-07	MBTX12U	BT350	BT350V
LTZ400 QuadSport	03-12	MBTX9U	BT190	BT190V
LT-R450 QuadRacer	06-09	MBTZ10S	BT308	BT308V
LTA450 King Quad	07-09	MBTX12U	BT350	BT350V
LTA500F Vinson	02-07	MBTX16U	BT192	BT192V
LTF500F QuadRunner	98-02	MBTX16U	BT192	BT192V
LTA500F QuadMaster	00-01	MBTX16U	BT192	BT192V
LTA500X King Quad	09-20	MBTX20U	BT305	BT305V
LTV700F Twin Peaks	04-05	MBTX20U	BT350	BT350V
LT-A700X King Quad	05-07	MBTX16U	BT192	BT192V
LY-A750X King Quad	08-20	MBTX20U	BT305	BT305V

YAMAHA				
MODEL	YEAR	MOTOBATT #	POWERMAX #	VOLTZ #
YFM50 Raptor	04-09	MB9U	BT172	BT172V
YFZ50	17-21	MBTZ7S	BT171	BT171V
YFM80 All Models	85-01	MB9U	BT172	BT172V
YFM80R Raptor	02-08	MB9U	BT172	BT172V
YFM80 Grizzly	05-08	MB9U	BT172	BT172V
YFM90 Raptor	99-21	MBTZ7S	BT171	BT171V
YFM90 Grizzly	19-21	MBTZ7S	BT171	BT171V
YFU-1/1T Pro Hauler	89	MBTX14AU	BT169	BT169V
YFM100 Champ	87-91	MB9U	BT172	BT172V
YFA-1 Breeze	89-04	MB12U	BT173	BT173V
YFM125 Grizzly	04-13	MB12U	BT139	BT139V
YFM200/DX Moto-4	85-89	MBTX14AU	BT169	BT169V
YTM200 E/ER Tri Moto	83-85	MBTX14AU	BT169	BT169V
YTM225D/DX/Tri Moto	83-86	MBTX14AU	BT169	BT169V
YFM225 Moto-4	86-88	MBTX14AU	BT169	BT169V
YFB250 Timberwolf	92-98	MB12U	BT173	BT173V
YFB250 Timberwolf 4WD	98-00	MB12U	BT173	BT173V
YFM250 Bear Tracker	99-04	MBTX14AU	BT168	BT168V
YFM250 Bruin	05-06	MBTX14AU	BT168	BT168V
YFM250 Big Bear	07-10	MBTX14AU	BT168	BT168V
YMF250R Raptor	08-09	MBTZ7S	BT199	BT199V
YFM250 Moto-4	89-91	MBTX14AU	BT169	BT169V
YFM250 Raptor	08-13	MBTZ7S	BT199	BT199V
YFM300 Grizzly	12-13	MBTX12U	BT300	BT300V
YFM350 Bruin	04-06	MBTX14AU	BT325	BT325V

YAMAHA				
MODEL	YEAR	MOTOBATT #	POWERMAX #	VOLTZ #
YFM350X Warrior	87-04	MB12U	BT173	BT173V
YFM350ER Moto-4	87-95	MBTX14AU	BT169	BT169V
YFM350FW Big Bear 4x4	87-99	MBTX14AU	BT169	BT169V
YFM350 Grizzly	07-14	MBTX14AU	BT325	BT325V
YFM350FW Big Bear 2x4	96-99	MBTX14AU	BT169	BT169V
YFM350FX Wolverine	95-05	MB12U	BT173	BT173V
YFM350FX Wolverine	06-08	MBTX14AU	BT325	BT325V
YFM350R Raptor	04-13	MBTZ10S	BT351	BT351V
YFP350 Terra Pro	1988	MBTX14AU	BT169	BT169V
YFM400FW Kodiak	93-95	MBTX14AU	BT169	BT169V
YFM400FW Kodiak	96-02	MBTX20U	BT305	BT305V
YFM400 Grizzly	07-08	MBTX20U	BT325	BT325V
YFM400 BigBear	00-12	MBTX20U	BT305	BT305V
YFM400FW Kodiak	03-06	MBTX14AU	BT169	BT169V
YFZ450	04-13	MB7U		BT174V
YFZ450R	09-20	MBTZ7S	BT199	BT199V
YXR450 Rhino	06-09	MBU1-35	BT193	BT193V
YFM450 Wolverine	06-08	MBTX20U	BT305	BT305V
YFM450FW Kodiak	03-06	MBTX20U	BT305	BT305V
YFM450 Kodiak	18-21	MBTX20U	BT305	BT305V
YFM450 Grizzly	07-14	MBTX20U	BT305	BT305V
YMF550 Grizzly	09-14	MBTX20U	BT305	BT305V
YFM600FW Grizzly	98-01	MBTX20U	BT305	BT305V
YFM660 Grizzly	02-08	MBTX20U	BT305	BT305V
YFM660 Raptor	01-05	MBTX20U	BT305	BT305V
YXR660 Rhino	04-07	MBU1-35		BT195V
YXR700 Rhino	08-13	MBU1-35		BT195V
YFM700 Grizzly	07-21	MBTX20U	BT305	BT305V
YFM700 Kodiak	16-21	MBTX20U	BT305	BT305V
YFM700 Raptor	06-20	MBTX9U		BT179V
YXM700 Viking	14-21	MBU1-35		BT195V
YXE700 Wolverine	16-18	MBU1-35		BT195V
YXE850 Wolverine X2	19-21	MBU1-35		BT195V
YXF850 Wolverine X4	18-21	MBU1-35		BT195V
YXE1000 Wolverine 2	2021	MBU1-35		BT195V
YXF1000 Wolverine 4	2021	MBU1-35		BT195V
YXZ1000	16-20	MBU1-35		BT195V

WARRANTIES

MOTOBATT BATTERIES carry a **ONE** year warranty. The warranty is rated from the date of retail sale. Proof of purchase is required to validate a claim. Call your sales representative for full details.

POWER MAX BATTERIES carry a **ONE** year warranty. The warranty is rated from the date of retail sale. Call your sales representative for full details.

**ASK YOUR SALES REP
HOW YOU CAN GET A FREE
MOTOBATT DISPLAY
FOR YOUR SHOWROOM!**

KEY * OEM FLOODED BATTERY

Battery applications continue on the next page.

- INDEX
- WIDE OPEN PARTS
- TIRES & WHEELS
- BRAKES
- AIR, OIL & FUEL
- BATTERY & ELECTRICAL**
- ENGINE
- BEARINGS
- BUSHINGS
- DRIVELINE
- AXLES
- BELTS
- CONTROLS
- TOOLS & CHEMICALS
- EXHAUST
- ACCESSORIES

MOTOBATT BATTERY CROSS REFERENCE

BATTERY CROSS REFERENCE INDUSTRY (JIS) TO MOTOBATT



	Conventional	Capacity			Dimensions in MM			Dimensions in Inches			MOTOBATT	Capacity			Dimensions in MM			Dimensions in Inches			Notes
		AH	L	W	H	L	W	H	AH	L		W	H	L	W	H					
INDEX	Y60-N24L-B	28	184	124	175	7.24	4.88	6.89	MBTX30U	32	166	126	175	6.54	4.96	6.89					
	Y60-N30L-A	30	187	130	170	7.36	5.12	6.69	MBTX30U	32	166	126	175	6.54	4.96	6.89					
	Y60-N30L-B	30	187	130	170	7.36	5.12	6.69	MBTX30U	32	166	126	175	6.54	4.96	6.89					
WIDE OPEN PARTS	YB2.5-C	2.5	80	70	105	3.15	2.76	4.13	MB2.5U	2.5	80	70	105	3.15	2.76	4.13					
	YB2.5-C-1	2.5	80	70	105	3.15	2.76	4.13	MB2.5U	2.5	80	70	105	3.15	2.76	4.13					
	YB2.5-C-2	2.5	80	70	105	3.15	2.76	4.13	MB2.5U	2.5	80	70	105	3.15	2.76	4.13					
TIRES & WHEELS	YB31A	3	98	56	110	3.86	2.20	4.33	MB3U	3.8	98	56	110	3.86	2.20	4.33					
	YB31B	3	98	56	110	3.86	2.20	4.33	MB3U	3.8	98	56	110	3.86	2.20	4.33					
	YB4L-A	4	120	70	92	4.72	2.76	3.62	MBTX4U	4.7	114	70	87	4.49	2.76	3.43					
	YB4L-B	4	120	70	92	4.72	2.76	3.62	MBTX4U	4.7	114	70	87	4.49	2.76	3.43					
BRAKES	YB5L-B	5	120	60	130	4.72	2.36	5.12	MB5U	7	120	60	130	4.72	2.36	5.12					
	YB7B-B	7	150	60	130	5.91	2.36	5.12	MB7BB	9	150	60	130	5.91	2.36	5.12					
AIR, OIL & FUEL	YB7-A	8	135	75	133	5.31	2.95	5.24	MB9U	11	136	76	133	5.35	2.99	5.24					
	YB7AA	8	135	75	150	5.31	2.95	5.91	MB9U	11	136	76	133	5.35	2.99	5.24			with 16mm spacer		
	YB7L-A	8	135	75	133	5.31	2.95	5.24	MB9U	11	136	76	133	5.35	2.99	5.24					
	YB7L-B	8	135	75	133	5.31	2.95	5.24	MB9U	11	136	76	133	5.35	2.99	5.24					
BATTERY & ELECTRICAL	YB9A	9	135	75	139	5.31	2.95	5.47	MB9U	11	136	76	133	5.35	2.99	5.24			with 6mm spacer		
	YB9A-A	9	135	75	155	5.31	2.95	6.10	MB9U	11	136	76	155	5.35	2.99	6.10			with 22mm spacer		
	YB9A2	9	135	75	139	5.31	2.95	5.47	MB9U	11	136	76	133	5.35	2.99	5.24			with 6mm spacer		
ENGINE	YB9-B	9	135	75	139	5.31	2.95	5.47	MB9U	11	136	76	139	5.35	2.99	5.47			with 6mm spacer		
	YB9B2	9	135	75	139	5.31	2.95	5.47	MB9U	11	136	76	133	5.35	2.99	5.24			with 6mm spacer		
	YB9L-A2	9	135	75	139	5.31	2.95	5.47	MB9U	11	136	76	139	5.35	2.99	5.47			with 6mm spacer		
BEARINGS	YB9L-B2	9	135	75	139	5.31	2.95	5.47	MB9U	11	136	76	133	5.35	2.99	5.24			with 6mm spacer		
	YB9L-B	9	135	75	139	5.31	2.95	5.47	MB9U	11	136	76	139	5.35	2.99	5.47			with 6mm spacer		
	YB10A-A2	11	135	90	155	5.31	3.54	6.10	MB10U	14.5	135	90	155	5.31	3.54	6.10			with 9mm spacer		
BUSHINGS	YB10L-A2	11	135	90	145	5.31	3.54	5.71	MB10U	14.5	135	90	146	5.31	3.54	5.75					
	YB10L-B	11	135	90	145	5.31	3.54	5.71	MB10U	14.5	135	90	146	5.31	3.54	5.75					
	YB10L-B2	11	135	90	145	5.31	3.54	5.71	MB10U	14.5	135	90	146	5.31	3.54	5.75					
DRIVELINE	YB12A-A	12	134	80	160	5.28	3.15	6.30	MB12U	15	134	80	161	5.28	3.15	6.34					
	YB12AA5	12	134	80	160	5.28	3.15	6.30	MB12U	15	134	80	161	5.28	3.15	6.34					
	YB12A-A-WS	12	134	80	160	5.28	3.15	6.30	MB12U	15	134	80	161	5.28	3.15	6.34					
AXLES	YB12A-B	12	134	80	160	5.28	3.15	6.30	MB12U	15	134	80	161	5.28	3.15	6.34					
	YB12AL-A	12	134	80	160	5.28	3.15	6.30	MB12U	15	134	80	161	5.28	3.15	6.34					
	YB12AL-A2	12	134	80	160	5.28	3.15	6.30	MB12U	15	134	80	161	5.28	3.15	6.34					
	YB12BB2	12	160	90	130	6.30	3.54	5.12	MBTX12U	14	151	87	130	5.94	3.43	5.12					
BELTS	YB12C-A	12	134	80	175	5.28	3.15	6.89	MB12U	15	134	80	175	5.28	3.15	6.89			with 14mm spacer		
	YB14-A1	14	134	89	166	5.28	3.50	6.54	MBTX14AU	16.5	135	90	168	5.31	3.54	6.61					
	YB14-A2	14	134	89	166	5.28	3.50	6.54	MBTX14AU	16.5	135	90	168	5.31	3.54	6.61					
CONTROLS	YB14AA	14	134	89	176	5.28	3.50	6.93	MBTX14AU	16.5	135	90	176	5.31	3.54	6.93			with 8mm spacer		
	YB14A-A1	14	134	89	176	5.28	3.50	6.93	MBTX14AU	16.5	135	90	176	5.31	3.54	6.93			with 8mm spacer		
	YB14A-A2	14	134	89	176	5.28	3.50	6.93	MBTX14AU	16.5	135	90	176	5.31	3.54	6.93			with 8mm spacer		
TOOLS & CHEMICALS	YB14-B1	14	134	89	166	5.28	3.50	6.54	MBTX14AU	16.5	135	90	168	5.31	3.54	6.61					
	YB14-B2	14	134	89	166	5.28	3.50	6.54	MBTX14AU	16.5	135	90	168	5.31	3.54	6.61					
	YB14L-A1	14	134	89	166	5.28	3.50	6.54	MBTX14AU	16.5	135	90	168	5.31	3.54	6.61					
	YB14L-A2	14	134	89	166	5.28	3.50	6.54	MBTX14AU	16.5	135	90	168	5.31	3.54	6.61					
EXHAUST	YB14L-A2-WS	14	134	89	166	5.28	3.50	6.54	MBTX14AU	16.5	135	90	168	5.31	3.54	6.61					
	YB14L-B1	14	134	89	166	5.28	3.50	6.54	MBTX14AU	16.5	135	90	168	5.31	3.54	6.61					
	YB14L-B2	14	134	89	166	5.28	3.50	6.54	MBTX14AU	16.5	135	90	168	5.31	3.54	6.61					
ACCESSORIES	SYB14L-A2	14	134	89	166	5.28	3.50	6.54	MBTX14AU	16.5	135	90	168	5.31	3.54	6.61					
	SYB14L-B2	14	134	89	166	5.28	3.50	6.54	MBTX14AU	16.5	135	90	168	5.31	3.54	6.61					
	YB16A	19	175	100	155	6.89	3.94	6.10	MBTX20U	21	175	87	155	6.89	3.43	6.10					
	YB16A2	19	175	100	155	6.89	3.94	6.10	MBTX20U	21	175	87	155	6.89	3.43	6.10					
	YB16AL-A2	16	207	71.5	164	8.15	2.81	6.46	MB16AU	20.5	207	72	164	8.15	2.83	6.46					
	HYB16AA	16	151	91	181	5.94	3.58	7.09	MB16A	19.0	151	91	181	5.84	3.58	7.09					
	HYB16A-AB	16	151	91	181	5.94	3.58	7.09	MB16A	19.0	151	91	181	5.84	3.58	7.09					
	YB16B-A	16	160	90	161	6.30	3.54	6.34	MB16U	20	160	90	161	6.30	3.54	6.34					
	YB16B-A1	16	160	90	161	6.30	3.54	6.34	MB16U	20	160	90	161	6.30	3.54	6.34					
	YB16B-A2	16	160	90	161	6.30	3.54	6.34	MB16U	20	160	90	161	6.30	3.54	6.34					
	YB16L-A	19	175	100	155	6.89	3.94	6.10	MBTX20U	21	175	87	155	6.89	3.43	6.10					
	YB16L-A2	19	175	100	155	6.89	3.94	6.10	MBTX20U	21	175	87	155	6.89	3.43	6.10					
	YB16-B	19	175	100	155	6.89	3.94	6.10	MBTX20U	21	175	87	155	6.89	3.43	6.10					
	YB16-B2	19	175	100	155	6.89	3.94	6.10	MBTX20U	21	175	87	155	6.89	3.43	6.10					
	YB16LB2	19	175	100	155	6.89	3.94	6.10	MBTX20U	21	175	87	155	6.89	3.43	6.10					
	SYB16L-B	19	175	100	155	6.89	3.94	6.10	MBTX20U	21	175	87	155	6.89	3.43	6.10					

Motobatt battery cross reference continues on the next page.



Established in 1914, The NOCO Company designs and creates premium consumer battery chargers, jump starters, and portable power devices as well as a wide range related battery products and accessories. Through these world class offerings, NOCO® has effectively set the new standard in design, performance and safety and has introduced an entirely new generation of products.

INDEX

WIDE OPEN PARTS

TIRES & WHEELS

BRAKES

AIR, OIL & FUEL

BATTERY & ELECTRICAL

ENGINE

BEARINGS

BUSHINGS

DRIVELINE

AXLES

BELTS

CONTROLS

TOOLS & CHEMICALS

EXHAUST

ACCESSORIES



1-Amp Battery Charger, Battery Maintainer, and Battery Desulfator

Part #GENS1

- Introducing the all-new GENIUS1, one of our most powerful, highest-performing, energy-efficient, and compact chargers yet. The GENIUS1 is a 6-volt and 12-volt battery charger, battery maintainer, and battery desulfator rated at 1-amp for lead-acid automotive, marine, and deep-cycle batteries, including flooded, gel, AGM, and maintenance-free, plus lithium-ion batteries.
- Do more with Genius - Designed for 6-volt and 12-volt lead-acid automotive, marine, and deep-cycle batteries, including flooded, gel, AGM, and maintenance-free, plus lithium-ion batteries.
- Enjoy precision charging - An integrated thermal sensor detects the ambient temperature and alters the charge to eliminate over-charging in hot climates and under-charging in cold climates.
- Charge dead batteries - Charges dead batteries as low as 1-volt. Or use the all-new Force Mode that allows you to take control and manually begin charging dead batteries down to zero volts.
- Simple to set up and use - Plug-in, connect to the battery, select a charge mode, and start charging your battery. A fully-automatic, worry-free battery charger for year-round use.
- Restore your battery - Detects sulfation and acid stratification and restore lost performance for stronger engine starts and extended battery life.
- Compatible with all types of vehicles - Charge and maintain cars, motorcycles, lawnmowers, ATVs, tractors, trucks, SUVs, boats, classic cars, hot rods, and more - you name it.



1-Amp Battery Charger, Battery Maintainer, and Battery Desulfator

Part #GENS2

- Introducing the all-new GENIUS2, one of our most powerful, highest-performing, energy-efficient, and compact chargers yet. The GENIUS2 is a 6-volt and 12-volt battery charger, battery maintainer, and battery desulfator rated at 2-amps for lead-acid automotive, marine, and deep-cycle batteries, including flooded, gel, AGM, and maintenance-free, plus lithium-ion batteries.
- Do more with Genius - Designed for 6-volt and 12-volt lead-acid automotive, marine, and deep-cycle batteries, including flooded, gel, AGM, and maintenance-free, plus lithium-ion batteries.
- Enjoy precision charging - An integrated thermal sensor detects the ambient temperature and alters the charge to eliminate over-charging in hot climates and under-charging in cold climates.
- Charge dead batteries - Charges dead batteries as low as 1-volt. Or use the all-new Force Mode that allows you to take control and manually begin charging dead batteries down to zero volts.
- Simple to set up and use - Plug-in, connect to the battery, select a charge mode, and start charging your battery. A fully-automatic, worry-free battery charger for year-round use.
- Restore your battery - Detects sulfation and acid stratification and restore lost performance for stronger engine starts and extended battery life.
- Compatible with all types of vehicles - Charge and maintain cars, motorcycles, lawnmowers, ATVs, tractors, trucks, SUVs, boats, classic cars, hot rods, and more - you name it.

Battery chargers continue on the next page.





5-Amp Battery Charger, Battery Maintainer, and Battery Desulfator

Part #GENS5

- Introducing the all-new GENIUS5, one of our most powerful, highest-performing, energy-efficient, and compact chargers yet. The GENIUS5 is a 6-volt and 12-volt battery charger, battery maintainer, and battery desulfator rated at 5-amps for lead-acid automotive, marine, and deep-cycle batteries, including flooded, gel, AGM, and maintenance-free, plus lithium-ion batteries.
- Meet the GENIUS5 - Similar to our G3500, just better. It's 34% smaller and delivers 65% more power. And it's simpler and easier to use than ever before.
- Enjoy precision charging - An integrated thermal sensor detects the ambient temperature and alters the charge to eliminate over-charging in hot climates and under-charging in cold climates.
- Charge dead batteries - Charges dead batteries as low as 1-volt. Or use the all-new Force Mode that allows you to take control and manually begin charging dead batteries down to zero volts.
- Simple to set up and use - Plug-in, connect to the battery, select a charge mode, and start charging your battery. A fully-automatic, worry-free battery charger for year-round use.
- Restore your battery - Detects sulfation and acid stratification and restore lost performance for stronger engine starts and extended battery life.
- Compatible with all types of vehicles - Charge and maintain cars, motorcycles, lawnmowers, ATVs, tractors, trucks, SUVs, boats, classic cars, hot rods, and more - you name it.



10-Amp Battery Charger, Battery Maintainer, and Battery Desulfator

Part #GENS10

- Introducing the all-new GENIUS10, one of our most powerful, highest-performing, energy-efficient, and compact chargers yet. The GENIUS10 is a 6-volt and 12-volt battery charger, battery maintainer, and battery desulfator rated at 10-amp for lead-acid automotive, marine, and deep-cycle batteries, including flooded, gel, AGM, and maintenance-free, plus lithium-ion batteries.
- Do more with Genius - Designed for 6-volt and 12-volt lead-acid automotive, marine, and deep-cycle batteries, including flooded, gel, AGM, and maintenance-free, plus lithium-ion batteries.
- Enjoy precision charging - An integrated thermal sensor detects the ambient temperature and alters the charge to eliminate over-charging in hot climates and under-charging in cold climates.
- Charge dead batteries - Charges dead batteries as low as 1-volt. Or use the all-new Force Mode that allows you to take control and manually begin charging dead batteries down to zero volts.
- Simple to set up and use - Plug-in, connect to the battery, select a charge mode, and start charging your battery. A fully-automatic, worry-free battery charger for year-round use.
- Restore your battery - Detects sulfation and acid stratification and restore lost performance for stronger engine starts and extended battery life.
- Compatible with all types of vehicles - Charge and maintain cars, motorcycles, lawnmowers, ATVs, tractors, trucks, SUVs, boats, classic cars, hot rods, and more - you name it.



2 Amp Direct-Mount Battery Charger and Maintainer

Part #GENS2D

- Introducing the GENIUS2D, one of our most powerful, highest-performing, energy-efficient, and compact chargers yet. The GENIUS2D is a 2-amp direct-mount battery charger and battery maintainer engineered to be securely mounted nearby the battery. Its designed for all types of 12-volt lead-acid batteries, including flooded, gel, AGM and other maintenance-free batteries.
- Designed for 12-volt lead-acid batteries, including most flooded, gel, AGM, and maintenance-free, as well as automotive, marine, RV, and deep-cycle batteries.
- The perfect battery maintainer for daily battery maintenance or long-term storage of cars, boats, trucks, RVs, and equipment, plus suitable for charging ATVs, wave runners, lawn mowers, and more.
- Engineered to be securely mounted nearby the battery with its rugged snap-fit mounting bracket and effortlessly installs into most materials with truss-head self-tapping screws.
- Integrated thermal sensor to maximize battery life and automatically compensates charging for both cold and hot environments.
- Enjoy countless hours of safe charging without any risk of overcharging your batteries, plus additional safety like spark-proof connections, and reverse polarity protection.
- Includes a 2-amp direct-mount battery charger and battery maintainer with a 24-inch Type-A A/C cable and 24-inch D/C cable with eyelets, plus a mounting bracket, self-tapping truss-head screws, and user guide, plus a 3-year hassle-free warranty



3,000 Amp UltraSafe Lithium Jump Starter

Part #GB150

- The GB150 is a portable lithium-ion battery jump starter pack that delivers 3,000-amps for jump starting a dead battery in seconds. It features a patented safety technology that provides spark-proof connections and reverse polarity protection making safe and easy for anyone to use. It's a powerful battery booster that doubles as a portable power source for recharging USB devices, like a smartphone, tablet and more, or powering 12-volt devices, like a tire inflator, power inverter and much more. Designed for a car, boat, RV, truck and more with both gas engines up to 9.0L and diesel engines up to 7.0L.
- Compact, yet powerful lithium jump starter rated at 3,000 amps up to 80 jump starts on a single charge.
- An ultra-safe and mistake-proof design with spark-proof technology and reverse polarity protection, which allows it to safely connect to any battery.
- An ultra-bright 500 lumen LED flashlight with 7 light modes including SOS and emergency strobe.
- Power 12V devices anywhere, like tire inflators, power inverters, and more.
- Recharge your personal devices on the go, like smartphones, tablets, e-watches and more - up to 6 smartphone recharges.
- Designed for both gas engines up to 9.0 liters and diesel engines up to 7.0 liters for cars, SUVs, trucks, boats, RVs, and more.

Battery chargers continue on the next page.

INDEX

WIDE OPEN PARTS

TIRES & WHEELS

BRAKES

AIR, OIL & FUEL

BATTERY & ELECTRICAL

ENGINE

BEARINGS

BUSHINGS

DRIVELINE

AXLES

BELTS

CONTROLS

TOOLS & CHEMICALS

EXHAUST

ACCESSORIES



- INDEX
- WIDE OPEN PARTS
- TIRES & WHEELS
- BRAKES
- AIR, OIL & FUEL
- BATTERY & ELECTRICAL**
- ENGINE
- BEARINGS
- BUSHINGS
- DRIVELINE
- AXLES
- BELTS
- CONTROLS
- TOOLS & CHEMICALS
- EXHAUST
- ACCESSORIES



500 Amp UltraSafe Lithium Jump Starter Part #GB20

- Introducing the all-new GENIUS1, one of our most powerful, highest-performing, energy-efficient, and compact chargers yet. The GENIUS1 is a 6-volt and 12-volt battery charger, battery maintainer, and battery desulfator rated at 1-amp for lead-acid automotive, marine, and deep-cycle batteries, including flooded, gel, AGM, and maintenance-free, plus lithium-ion batteries.
- Do more with Genius - Designed for 6-volt and 12-volt lead-acid automotive, marine, and deep-cycle batteries, including flooded, gel, AGM, and maintenance-free, plus lithium-ion batteries.
- Enjoy precision charging - An integrated thermal sensor detects the ambient temperature and alters the charge to eliminate over-charging in hot climates and under-charging in cold climates.
- Charge dead batteries - Charges dead batteries as low as 1-volt. Or use the all-new Force Mode that allows you to take control and manually begin charging dead batteries down to zero volts.
- Simple to set up and use - Plug-in, connect to the battery, select a charge mode, and start charging your battery. A fully-automatic, worry-free battery charger for year-round use.
- Restore your battery - Detects sulfation and acid stratification and restore lost performance for stronger engine starts and extended battery life.
- Compatible with all types of vehicles - Charge and maintain cars, motorcycles, lawnmowers, ATVs, tractors, trucks, SUVs, boats, classic cars, hot rods, and more - you name it.



1,000 Amp UltraSafe Lithium Jump Starter Part #GB40

- The GB40 is a portable lithium-ion battery jump starter pack that delivers 1,000-amps for jump starting a dead battery in seconds. It features a patented safety technology that provides spark-proof connections and reverse polarity protection making safe and easy for anyone to use. It's a powerful battery booster that doubles as a portable power source for recharging USB devices, like a smartphone, tablet and more. Designed for a car, boat, RV, truck and more with gas engines up to 6 liters, and diesel engines up to 3 liters.
- Compact, yet powerful lithium jump starter rated at 1,000 Amps - up to 20 jump starts on a single charge.
- An ultra-safe and mistake-proof design with spark-proof technology and reverse polarity protection, which allow it to safely connect to any battery.
- An ultra-bright 100 lumen LED flashlight with 7 light modes, including SOS and emergency strobe.
- Recharge your personal devices on the go, like smartphones, tablets, e-watches and more - up to 4 smartphone recharges.
- Designed for gas engines up to 6 Liters and diesel engines up to 3 Liters for cars, boats, lawn mowers and more.



1-Bank 10 Amp On-Board Battery Charger Part #GENM1

- The GEN1 is an On-Board Battery Charger for charging and maintaining a single 12-volt Marine, Starter or Deep-Cycle battery. It's waterproof, shock and vibration resistant rugged design can be mounted directly onto a variety of applications, including a boat, trolling motor or generator, as well as, a full range of electric vehicles and industrial equipment. It monitors battery activity for safe, fast and efficient charging of Wet, Gel, AGM and Maintenance Free batteries without the worry of overcharging. And it's one of the most advanced charging systems designed for improved battery performance and longevity.
- A 1-bank, 10 Amp (10 Amps per bank) onboard battery charger.
- Charges starter and deep-cycle batteries up to 230Ah.
- 100% completely sealed and waterproof design rated at IP68.
- Spark-proof technology and reverse polarity protection.
- Provides full-charge output even with low-line voltages.
- Built-in battery desulfator to recover worn-out batteries.
- Charges 2X faster than most marine battery chargers.
- Ignition Protection and meets USCG-33 CFR 183.410 requirements.



Electric Starters

High quality OEM replacement starters. No core return required.



ST006



ST011



ST024



ST026



ST045



ST050



ST051



ST096



ST101



ST103



ST150



ST156



ST161



ST195R



ST250



ST301



ST302



ST305



ST312



ST399



ST415



ST416



ST417



ST503



ST505



ST506



ST602



ST606

INDEX

WIDE OPEN PARTS

TIRES & WHEELS

BRAKES

AIR, OIL & FUEL

BATTERY & ELECTRICAL

ENGINE

BEARINGS

BUSHINGS

DRIVELINE

AXLES

BELTS

CONTROLS

TOOLS & CHEMICALS

EXHAUST

ACCESSORIES

Starters continue on the next page.



ARCTIC CAT

MODEL	YEAR	PART #	OEM #
50 DVX	06-08	ST482	3303-556
50 Utility	06-08	ST482	3303-556
50 Youth	04-05	ST487	3301-142
90 Youth 2 stroke	02-05	ST487	3301-142
90 Youth 4 stroke	04-05	ST488	3301-706
90 Alterra	17-18	ST468	3305-802
250 2x4	99-05	ST055	3545-003
250 4x4	01-05	ST055	3545-003
250 DVX	06-09	ST204	3304-274
250 Utility	06-09	ST204	3304-274
300 2x4	98-03	ST055	3545-017
300 2x4 Utility	10-15	ST204	3304-274
300 4x4	98-05	ST055	3545-017
300 DVX	09-15	ST204	3304-274
300 Alterra	17-18	ST204	3304-274
350	11-12	ST545	3305-954
366	08-10	ST366	3313-433
366	2011	ST545	3305-954
375 2x4/4x4	2002	ST056	3545-016
400 2x4	98-02	ST057	3545-012
400 2x4	03-04	ST056	3545-016
400 4x4	98-02	ST057	3545-012
400 4x4	03-08	ST056	3545-016
400 4x4	13-15	ST545	3305-954
400 DVX	04-08	ST404	3445-033
400 FIS	03-08	ST056	3545-016
400 TBX	04-06	ST056	3545-016
400 TRV	07-08	ST056	3545-016
400 TRV	2009	ST366	3313-433
400 TRV	10-14	ST056	3313-719
400 VP	05-06	ST056	3545-016
400 Alterra	16-17	ST545	3305-954
425 CR	11-12	ST545	3305-954
450 EFI/CR/GT/XC	10-15	ST545	3305-954
454 Bearcat	96-98	ST419	3545-001
500 4x4	98-99	ST419	3545-014
500 4x4 Auto	00-09	ST057	3545-015
500 4x4 Manual	2000	ST419	3545-014
500 4x4 Manual	01-02	ST057	3545-012
500 4x4 Manual	03-07	ST057	3545-015
500 4x4 Manual	08-09	ST057	3545-024
500	13-17	ST545	3305-954
500 FIS	02-08	ST057	3545-015
500 Prowler HDX	14-15	ST545	3305-954
500 Prowler	17-18	ST545	3305-954
500 TBX	02-06	ST057	3545-015
500 TRV	03-08	ST057	3545-015
500 TRV	13-15	ST545	3305-954
500 XT	13-14	ST545	3305-954
550 Core	2013	ST433	0825-024
550 GT	2012	ST433	0825-024
550 H1 EFI	09-11	ST433	0825-013
550 LTD	12-15	ST433	0825-024
550 Prowler	09-15	ST433	0825-013
550 S H1 EFI	10-11	ST433	0825-024
550 TRV	09-14	ST433	0825-013
550 XR	2015	ST433	0825-024
550 XT	13-15	ST433	0825-024
650 H1 4x4	05-10	ST057	0825-001
650 H1 TBX	2007	ST057	0825-012
650 H1 TBX	2009	ST433	0825-013
650 H1 TRV	2007	ST057	0825-012
650 H1 TRV	08-09	ST433	0825-011
650 Mud Pro	10-12	ST433	0825-024

Starters continue on the next page.



ARCTIC CAT

MODEL	YEAR	PART #	OEM #
650 Prowler	06-07	ST057	0825-001
650 Prowler	08-09	ST433	0825-013
650 V-Twin	04-06	ST303	3201-189
700	11-18	ST433	0825-024
700 EFI	06-08	ST397	3545-020
700 EFI LE	07-08	ST397	3545-020
700 GT	11-12	ST433	0825-024
700 H1 EFI	08-10	ST433	0825-013
700 H1 EFI Mud Pro	09-10	ST433	0825-013
700 H1 EFI TBX	2010	ST433	0825-013
700 LTD	11-15	ST433	0825-024
700 Mud Pro	11-13	ST433	0825-024
700 Prowler HDX	11-15	ST433	0825-013
700 Prowler XT	08-09	ST433	0825-013
700 Prowler XT	15-16	ST433	0825-013
700 Prowler XTX	08-10	ST433	0825-013
700 Prowler XTX	11-14	ST433	0825-024
1000 GT	2012	ST434	0825-015
1000 H2 Thundercat	08-09	ST433	0825-013
1000 H2 Thundercat	2010	ST434	0825-015
1000 LTD	2011	ST434	0825-015
1000 Mud Pro	10-13	ST434	0825-015
1000 Prowler XT	15-17	ST433	0825-024
1000 Prowler XTZ	08-13	ST434	0825-015
1000 TRV	09-10	ST434	0825-015
1000 TRV Cruiser	09-11	ST434	0825-015
1000 TRV GT	2012	ST434	0825-015
1000 TRV LTD	2013	ST434	0825-015
1000 XT	2013	ST434	0825-015

CAN-AM

MODEL	YEAR	PART #	OEM #
DS50/Quest 50 2-Stroke	02-06	ST299	A31200116000
DS90 4-Stroke	06-07	ST026	A31208133000
DS90/Quest 90, 4-Stroke	02-05	ST025	A31200152000
DS90 2-Stroke	02-06	ST299	A31200116000
175 Rally	03-04	ST502	711296390
DS250	06-13	ST204	S31200RB1000
330 Outlander	04-05	ST290	420684280
400 Outlander	04-15	ST290	420684282
450 Outlander	15-21	ST290	420684282
500 Defender	17-20	ST290	420684282
500 Outlander	07-15	ST513	420684560 420684562
500 Quest	02-04	ST270	711888991
500 Renegade EFI	08-13	ST513	420684560 420684562
500 Traxter	99-04	ST495	711296120
500 Traxter CVT	2005	ST270	420888991
570 Outlander	16-20	ST513	420684562
570 Renegade	16-20	ST513	420684562
DS650	02-07	ST650	711294351 420294351
650 Outlander	06-20	ST513	420684560 420684562
650 Quest	02-04	ST270	711888991 420888991
650 Renegade	17-20	ST513	420684562
650 Traxter Auto	2005	ST270	420888991
800 Commander	11-20	ST513	420684560 420684562
800 Defender	16-21	ST513	420684562
800 Maverick Trail	18-21	ST513	420684562
800 Outlander	06-15	ST513	420684560 420684562
800 Renegade EFI	08-15	ST513	420684560 420684562
850 Outlander	16-20	ST513	420684562
850 Renegade	16-20	ST513	420684562
900 Maverick X3	17-21	ST910	420893830
1000 Commander	11-20	ST513	420684560 420684562
1000 Defender	16-21	ST513	420684562

Starters continue on the next page.

INDEX

WIDE OPEN PARTS

TIRES & WHEELS

BRAKES

AIR, OIL & FUEL

BATTERY & ELECTRICAL

ENGINE

BEARINGS

BUSHINGS

DRIVELINE

AXLES

BELTS

CONTROLS

TOOLS & CHEMICALS

EXHAUST

ACCESSORIES



CAN-AM

MODEL	YEAR	PART #	OEM #
1000 Maverick	13-18	ST513	420684562
1000 Maverick Sport	20-21	ST513	420684566
1000 Maverick Trail	18-20	ST513	420684562
1000 Outlander	12-20	ST513	420684560 420684562
1000 Renegade	12-20	ST513	420684566

E-TON

MODEL	YEAR	PART #	DRIVE #	OEM #
AXL50 Lightning	ALL	ST508	ST103	650239
RXL50 Viper	ALL	ST508	ST103	650239
NXL50 Lightning	ALL	ST508	ST103	650239
TXL50 Thunder, Impulse	ALL	ST508	ST103	650239
RXL70 Viper 2 stroke	ALL	ST507	ST103	650511
AXL90 Lightning 2 stroke	ALL	ST507	ST103	650511
DXL90 Sierra 2 stroke	ALL	ST507	ST103	650511
NXL90 Thunder, Impulse	ALL	ST507	ST103	650511
RXL90 Viper 2 stroke	ALL	ST507	ST103	650511
TXL90 Thunder 2 stroke	ALL	ST507	ST103	650511
CXL150 Yukon II	ALL	ST024		800176
RXL150 Viper	ALL	ST024		800176
YXL150 Yukon	ALL	ST024		800176

HONDA

MODEL	YEAR	PART #	OEM #
TRX90/EX/X	06-21	ST477	31210-HP2-671
ATC200E/ES	82-84	ST045	31200-958-681
ATC200M	84-85	ST045	31200-958-681
TRX200	84	ST045	31200-958-681
TRX200	90-91	ST198	31200-HF1-013
TRX200D	91-97	ST198	31200-HF1-013
ATC250ES/SX	85-86	ST302	31200-HA0-682
ATC250ES/SX	87	ST300	31200-HC4-033
TRX250	85-86	ST302	31200-HA0-682
TRX250	87	ST300	31200-HC4-033
TRX250 Recon	97-07	ST250	31200-HM8-A41
TRX250 Recon	08-20	ST478	31200-HM8-B61
TRX250EX/X	01-19	ST250	31200-HM8-A41
TRX300/FW Fourtrax	88-00	ST300	31200-HC4-033
TRX300EX/X	93-09	ST301	31200-HM3-671
TRX350	86	ST350	31200-HA7-315
TRX350	87	ST351	31200-HA7-772
TRX350D	87-89	ST351	31200-HA7-772
TRX350 Rancher	00-06	ST305	31200-HN5-M01
FL350R Odyssey	85	ST042	31200-VM0-405
FL400 Pilot	89-90	ST307	31200-HE0-013
TRX400EX	99-04	ST197	31200-HN1-000
TRX400EX/X	05-15	ST411	31200-HN1-A41
TRX400 Foreman	95-03	ST195	31200-HM7-A41
TRX400 Rancher	04-07	ST304	31200-HN7-003
TRX420 Rancher	07-21	ST418	31200-HP5-601 31200-HR6-B01
TRX450ER	06-14	ST450	31200-HP1-601
TRX450 Foreman	98-04	ST195	31200-HM7-A41
TRX500 Foreman	05-11	ST195	31200-HM7-A41
TRX500 Foreman	12-19	ST418	31200-HR0-F01
TRX500 Rubicon	00-14	ST355	31200-HN2-A01
TRX500 Rubicon	15-19	ST418	31200-HR0-F01
SXS500 Pioneer	15-21	ST418	31200-HR0-F01
TRX520 Foreman	20-21	ST418	31200-HR6-B01

Starters continue on the next page.



HONDA

MODEL	YEAR	PART #	OEM #
TRX520 Rubicon	20-21	ST418	31200-HR6-B01
SXS520 Pioneer	2021	ST418	31200-HR6-B01
TRX650/680 Rincon	03-21	ST091	31200-HN8-003
TRX700XX	08-09	ST479	31200-HP6-A01
MUV700 Big Red	08-11	ST529	31200-HN8-003
SXS700 Pioneer	14-21	ST091	31200-HN8-003
SXS1000 Pioneer	16-21	TBA	31200-HL4-003
SXS1000 Talon R/X	20-21	TBA	31200-HL4-003

JOHN DEERE

MODEL	YEAR	PART #	ENGINE	OEM #
Gator 4 x 2	ALL	ST132	Kawasaki 10HP	AW26844
Gator 6 x 4	ALL	ST285	Kawasaki 18HP	AM109408
Gator 6 x 4 Diesel	ALL	ST176	Yanmar 18HP DIESEL	AM878176
Gator CS Compact Series	ALL	ST132	Kawasaki 8HP	AW26844
Gator CX Compact Series	ALL	ST132	Kawasaki 10HP	AW26844
Gator HPX	ALL	ST285	Kawasaki 18HP	AM109408
Gator HPX	ALL	ST285	Kawasaki 20HP	AM109408
Gator HPX	ALL	ST285	Kawasaki Engine	MIA10946
Gator HPX Diesel	ALL	ST176	"Engine Marked 3TNE68C-EJUV 20HP DIESEL"	AM878176
Gator HPX Diesel	ALL	ST178	"Engine Marked 3TNV70-XJUV 20HP DIESEL "	AM879204
Gator TH 6x4	ALL	ST519	Kawasaki 19HP	AM133646
Gator TH 6x4 DIESEL	ALL	ST178	Yanmar 20HP DIESEL	M809215
Gator TS	ALL	ST132	Kawasaki 9.5HP	AW26844
Gator TX	ALL	ST490	Kawasaki 13HP	AM134946
Gator XUV 620i 4x4	ALL	ST415	Kawasaki 23HP	MIA10971
Gator XUV 625i 4x4	ALL	ST415	Kawasaki 23HP	MIA11059
Gator XUV 825i 4x4	ALL	ST179	812cc EFI DOHC	MIA11732
Gator XUV 850D 4x4 DIESEL	ALL	ST178	Yanmar 3TNV70 24HP DIESEL	M809215
Gator XUV 855D 4x4 DIESEL	ALL	ST178	Yanmar 25HP DIESEL	M809215
Trail Buck 500/650	ALL	ST270	ROTAX 4-STROKE	C420-888-991
Trail Gator 4 x 2	ALL	ST132	Kawasaki 10HP	AW26844
Trail Gator 6 x 4	ALL	ST285	Kawasaki 18HP	AM109408
Trail Gator 6 x 4 DIESEL	ALL	ST176	Yanmar 18HP DIESEL	AM878176

KAWASAKI

MODEL	YEAR	PART #	DRIVE #	OEM #
KFX50	03-21	ST467		21163-Y001
KFX80	03-06	ST080		21163-S003
KFX90	07-21	ST468		21163-Y002
KLF185	85-88	ST207		21163-1076
KLT200/250	81-84	ST053		21163-1036
KLF220 Bayou	88-02	ST220		21163-1266
KLF250 Bayou	03-11	ST220		21163-1266
KEF300 Lakota	95-03	ST402		21163-1141
KLF300 A/B/C Bayou	86-04	ST402		21163-1141
KVF300 Prairie	99-02	ST402		21163-1141
KVF300 Brute Force	12-21	ST204		21163-Y003
KVF360 Prairie	03-08	ST011		21163-1328
KVF360 Prairie	09-12	ST465		21163-0047
KFX400	03-06	ST404		21163-S004
KLF400 Bayou	93-99	ST401		21163-1208
KVF400 Prairie	97-02	ST401		21163-1208
KFX450R	08-14	ST461		21163-0033
KVF650 Prairie	02-03	ST405		21163-1320 21163-0037

INDEX

WIDE OPEN PARTS

TIRES & WHEELS

BRAKES

AIR, OIL & FUEL

BATTERY & ELECTRICAL

ENGINE

BEARINGS

BUSHINGS

DRIVELINE

AXLES

BELTS

CONTROLS

TOOLS & CHEMICALS

EXHAUST

ACCESSORIES



Starters continue on the next page.

KAWASAKI

MODEL	YEAR	PART #	DRIVE #	OEM #
KVF650 Brute Force SRA/IRS	05-13	ST405		21163-1320 21163-0037
KVF700 Prairie 4x4	04-06	ST405		21163-1320 21163-0037
KFX700	04-09	ST405		21163-1320 21163-0037
KVF750 Brute Force	05-21	ST405		21163-1320 21163-0037
KRF750 Teryx	08-13	ST405		21163-1320 21163-0037
KRF800 Teryx	14-21	ST405		21163-0037
KRX1000 Teryx	20-21	TBA		21163-0786
Mule 500/520/550	ALL	ST399		21163-2109
Mule 600-610	05-16	ST490	ST610	21163-7020 21163-7028
Mule SX/XC	17-21	ST490		21163-7028
Mule 2010-2030	90-91	ST414	ST168	21163-1147
Mule 2500/2510/2520	ALL	ST415	ST169	21163-2118
Mule 3010/4010 Gas	ALL	ST459		21163-2124
Mule 2510/3010/4010 Diesel	ALL	ST460		21163-1299 21163-0030
Mule Pro FX	16-20	ST179		21163-0751
Mule Pro FXR	18-20	ST179		21163-0751
Mule Pro FXT	15-20	ST179		21163-0751

KUBOTA

MODEL	YEAR	PART #	OEM #
RTV400	All	ST272	E7179-70130
RTV500	All	ST273	EG673-63013
RTV900 21.6 HP Diesel	All	ST289	K7561-61811
RTV1100 24.8 HP Diesel	All	ST291	K7711-96800
RTV1140 24.8 HP Diesel	All	ST291	K7711-61800

KYMCO

MODEL	YEAR	PART #	OEM #
50 Mongoose	ALL	ST602	31210-KEE1-90A
70 Mongoose	ALL	ST602	31210-KEE1-90A
90 Mongoose	ALL	ST606	31200-LBD4-900
150 MXU	ALL	ST604	31210-LLB1-900
250 Mongoose	ALL	ST603	31210-LBA7-900
250 MXU	ALL	ST603	31210-LBA7-900
300 Mongoose	ALL	ST603	31210-LBA7-900
300 MXU	ALL	ST603	31210-LBA7-900
375 MXU	ALL	ST056	31210-LBA7-90B

POLARIS

MODEL	YEAR	PART #	DRIVE #	OEM #
ALL (2 Stroke) except 93 250 2x4/4x4/6x6, 89-92 Big Boss 250, 99-00 Sportsman 325, 00-02 Xpedition 325, 01-04 Sportsman 400	85-97	ST298	ST103	3084403 3085393
50 Outlaw	08-13	ST507	ST103	0453848
50 Predator	04-06	ST508	ST103	0451805
50 Predator	2007	ST507	ST103	0453848
50 Scrambler	01-03	ST508	ST103	0450532
90 Outlaw	07-14	ST511		0453478
90 Predator	03-06	ST507	ST103	0450533
90 Scrambler	01-03	ST507	ST103	0450533
90 Sportsman	01-06	ST507	ST103	0450533 0451692
90 Sportsman	07-16	ST511		0453478 0454952
110 Outlaw	16-21	ST511		0454952

Starters continue on the next page.



POLARIS				
MODEL	YEAR	PART #	DRIVE #	OEM #
110 Sportsman	16-21	ST511		0454952
150 Ace	17-21	TBA		3050075
150 Ranger	18-21	TBA		3050075
170 RZR	09-21	ST024		0451188 0454945
200 Phoenix	05-21	ST006		0453778
200 Sawtooth	07	ST006		0453778
250-400 Big Boss 6x6	89-97	ST298	ST103	3084403
300 Hawkeye	06-11	ST403		3089879
300 Sportsman	08-09	ST403		3089879
325 Ace	14-16	ST325		4015223
325 Ranger ETX	15-16	ST325		4015223
325 Sportsman ETX	2015	ST325		4015223
325 Magnum, Trail Boss	00-02	ST505	ST103	3084981
325 Xpedition	00-02	ST312		3086240
330 Magnum	03-06	ST505	ST103	3084981
330 Trail Blazer	10-13	ST505		3090188
330 Trail Boss	04-06	ST505	ST103	3084981
330 Trail Boss	10-13	ST505		3090188
335 Sportsman	99-00	ST505	ST103	3084981
335 Worker	1999	ST505	ST103	3084981
400 Hawkeye HO	11-12	ST505		3090188
400 Ranger	10-14	ST505		3090188
400 Sportsman	01-06	ST505	ST103	3084981
400 Sportsman HO	08-10	ST509		3090191
400 Sportsman HO	2011	ST505		3090188
425 Magnum	95-98	ST505	ST103	3084981
425 Xpedition	00-02	ST312		3086240
450 Sportsman	2006	ST505	ST103	3084981
450 Sportsman HO	16-17	ST498		4013015
450 Sportsman HO	18-20	ST499		4014909
450/525 Outlaw	07-09	ST417		4011801
500 Ace	17-19	ST499		4014909
500 Magnum	97-03	ST505	ST103	3084981
500 Outlaw	06-07	ST282		3088069
500 Predator	03-07	ST282		3088069
500 Ranger	98-13	ST505	ST103	3084981
500 Ranger	17-21	ST499		4014909
500 Scrambler	97-09	ST505	ST103	3084981
500 Sportsman	99-12	ST505	ST103	3084981
500 Worker	98-02	ST505	ST103	3084981
500 Xplorer	97-01	ST505	ST103	3084981
550 Sportsman	09-14	ST491		3090221
570 Ace	2015	ST498		4013015
570 Ace	16-18	ST499		4014909
570 Ranger Fullsize	15-21	ST499		4014909
570 Ranger Midsize	2014	ST498		4013015
570 Ranger Midsize	15-21	ST499		4014909
570 RZR	12-17	ST498		4013015
570 RZR	2018	ST499		4014909
570 Sportsman (Ref OE #)	14-21	ST498		4013015
570 Sportsman (Ref OE #)	14-21	ST499		4014909
600 Sportsman	03-05	ST506	ST503	4010417
650 Ranger TM	04-06	ST521		3088464
700 Ranger EFI <excludes TM>	05-09	ST506	ST503	4010417 4012032
700 Sportsman	02-07	ST506	ST503	4010417
800 Ranger	10-14	ST506	ST503	4012032 4013268
800 RZR All	08-14	ST506	ST503	4010417 4013268
800 Sportsman	05-14	ST506	ST503	4010417 4013268
850 Scrambler <Built 1/23/14 & prior>	13-14	ST161		4012855
850 Scrambler <Built after 1/23/14>	14-20	ST162		4014946-479
850 Sportsman <Built 1/23/14 & prior>	09-14	ST161		4012855
850 Sportsman <Built after 1/23/14>	14-21	ST162		4014946-479
900 Ace	16-19	ST522		4014548
900 Ranger	13-18	ST522		4011037 4014548
900 Ranger Diesel	11-14	ST206		3070309
900 RZR	15-21	ST522		4014548
900 RZR XP	11-12	ST518		4013059 4013245

- INDEX
- WIDE OPEN PARTS
- TIRES & WHEELS
- BRAKES
- AIR, OIL & FUEL
- BATTERY & ELECTRICAL**
- ENGINE
- BEARINGS
- BUSHINGS
- DRIVELINE
- AXLES
- BELTS
- CONTROLS
- TOOLS & CHEMICALS
- EXHAUST
- ACCESSORIES



Starters continue on the next page.

POLARIS

MODEL	YEAR	PART #	DRIVE #	OEM #
900 RZR XP	13-14	ST522		4014037 4014548
925 RZR Turbo	16-21	ST522		4014548
925 RZR Pro XP	20-21	ST522		4014548
1000 General	16-21	ST522		4014548
1000 Ranger	17-21	ST522		4014548
1000 RZR	14-21	ST522		4014037 4014548
1000 RZR RS1	2021	ST522		4014548
1000 Scrambler <Built 1/23/14 & prior>	2014	ST161		4012855
1000 Scrambler <Built after 1/23/14>	14-20	ST162		4014946-479
1000 Sportsman	15-21	ST162		4014946-479



ST522

SUZUKI

MODEL	YEAR	PART #	OEM #
LT-Z50 QuadSport	06-09	ST420	31100-22G00
LT80	87-06	ST080	31100-40B01
LT-Z90 QuadSport	07-20	ST440	31100-33G01
LT160 Quadrunner	89-04	ST090	31100-02C10
LT230 Quadrunner	87-93	ST090	31100-41B00
LT250EF	85-86	ST050	31100-38300
LT-F250 Quadrunner	87-02	ST055	31100-19B20
LT-F250 Ozark	02-14	ST090	31100-02C10
LTZ250 QuadSport	04-08	ST090	31100-02C10
LT300E	87-89	ST090	31100-41B00
LT-F300F	99-02	ST055	31100-19B20
LT-F4WDX 300 King Quad	91-02	ST055	31100-19B12
LT300 Quad Runner 2WD	87-89	ST050	31100-41B00
LT-F400 Eiger	02-08	ST056	31100-38F00
LT-A400 Eiger	02-10	ST056	31100-38F00
LT-A/F400 King Quad	08-20	ST056	31100-38F10
LTZ400	03-08	ST404	31100-29F00
LT-A450X King Quad	07-10	ST421	31100-11H00
LT-R450 QuadRacer	06-09	ST572	31100-45G00
LTA500 Quadmaster	00-01	ST057	31100-44D10
LTF500F Quadrunner	98-02	ST057	31100-44D20
LTA500 Vinson	02-07	ST057	31100-44D21
LT-A500X King Quad	09-20	ST421	31100-11H00
LTV700 Twin Peaks	04-05	ST280	K2116-31320
LT-A700X King Quad	05-07	ST397	31100-31G00
LT-A750X King Quad	08-09	ST397	31100-31G00
LT-A750X King Quad	09-20	ST398	31100-31G10

Starters continue on the next page.

PLACE YOUR ORDER WITH US ...

BY PHONE: 1-800-367-9603 » BY FAX: 901-377-3392 » ONLINE: WWW.JMATV.COM



YAMAHA				
MODEL	YEAR	PART #	DRIVE #	OEM #
YFM50	ALL	ST101		55X-81800-51-00
YFM80	ALL	ST101		55X-81800-51-00
YFM90 Grizzly	19-21	TBA		BD3-H1800-10-00
YFM90 Raptor	17-21	TBA		BD3-H1800-10-00
YFM100 Champ	87-92	ST101		55X-81800-51-00
YFM100 Moto	85-89	ST101		55X-81800-51-00
YFA125 Breeze	89-04	ST410		3FA-81800-01-00
YFM125 Grizzly	04-13	ST410		3FA-81890-01-00
YTM200E/225DX	83-86	ST104		29U-81800-61-00
YFM200 Moto 4	85-90	ST104		29U-81800-61-00
YFM225 Moto 4	86-88	ST104		59V-81800-00-00
YFB250 Timberwolf	92-00	ST104		4BD-81800-02-00
YFM250 Bear Tracker	99-04	ST104		4XE-81890-00-00
YFM250 Bruin	05-06	ST104		5XG-H1800-00-00
YFM250 Big Bear	07-09	ST104		5XG-H1800-00-00
YFM250 Moto	89-91	ST104		3GH-81800-01-00
YFM250 Raptor	08-13	ST446		3C5-81890-00-00
YFM300 Grizzly	2013	ST204		1SC-H1800-00-00
YFM350 Big Bear	87-95	ST150		2HR-81800-51-00
YFM350 Big Bear	96-99	ST156		4KB-81800-00-00
YFP350 Terrapno	88-89	ST150		2HR-81800-52-00
YFM350 Bruin	04-06	ST269		3HE-81890-00-00
YFM350 Grizzly	07-14	ST269		3HE-81890-00-00
YFM350 Raptor	04-13	ST150		1UY-81890-00-00
YFM350ER Moto 4	87-95	ST150		2HR-81800-51-00
YFM350X Warrior	87-04	ST150		1UY-81800-51-00
YFM350FX Wolverine	95-05	ST156		4KB-81890-00-00
YFM350FX Wolverine	06-09	ST269		3HE-81890-00-00
YFM400 Big Bear	00-12	ST156		4KB-81890-00-00
YFM400 Grizzly	07-08	ST094		5KM-81890-00-00
YFM400 Kodiak	93-98	ST150		2HR-81800-52-00
YFM400 Kodiak	99	ST156		4KB-81800-00-00
YFM400 Kodiak	00-06	ST094		4WV-81890-00-00
YFM450 Grizzly	07-10	ST094		5KM-81890-00-00
YFM450 Grizzly	11-14	ST516		1CT-81890-00-00
YFM450 Kodiak	03-06	ST094		5KM-81890-00-00
YFM450 Kodiak	18-21	ST094		5KM-81890-00-00
YFM450 Wolverine	06-10	ST094		5KM-81890-00-00
YFZ450	04-09	ST096		5TG-81890-00-00
YFZ450R/X	09-20	ST520		18P-81890-00-00
YXR450 Rhino	06-09	ST094		5KM-81890-00-00
YFM550 Grizzly	09-14	ST512		28P-81890-00-00
YFM600 Grizzly	98-01	ST094	ST170	4WV-81890-00-00
YFM660 Grizzly	01-08	ST094		5KM-81890-00-00
YFM660 Raptor	01-05	ST406		3SX-81890-00-00
YXR660 Rhino	04-07	ST094		5KM-81890-00-00
YFM700 Grizzly	07-08	ST515		1S3-81890-00-00
YFM700 Grizzly	09-21	ST512		28P-81890-00-00
YFM700 Kodiak	16-21	ST512		28P-81890-00-00
YFM700R Raptor	07-20	ST515		1S3-81890-00-00
YXR700 Rhino	08-13	ST515		1S3-81890-00-00
YXE700 Wolverine	16-18	ST515		1S3-81890-00-00
YXM700 Viking	14-21	ST515		1S3-81890-00-00
YXE850 Wolverine	18-21	TBA		BG4-81890-00-00
YXE1000 Rmax Wolverine	2021	TBA		BG4-81890-00-00
YXZ1000	16-18	TBA		2HC-81890-00-00

INDEX

WIDE OPEN PARTS

TIRES & WHEELS

BRAKES

AIR, OIL & FUEL

BATTERY & ELECTRICAL

ENGINE

BEARINGS

BUSHINGS

DRIVELINE

AXLES

BELTS

CONTROLS

TOOLS & CHEMICALS

EXHAUST

ACCESSORIES



STARTER CLUTCHES

Starter Clutches



INDEX

WIDE OPEN PARTS

TIRES & WHEELS

BRAKES

AIR, OIL & FUEL

BATTERY & ELECTRICAL

ENGINE

BEARINGS

BUSHINGS

DRIVELINE

AXLES

BELTS

CONTROLS

TOOLS & CHEMICALS

EXHAUST

ACCESSORIES



CAN-AM		
MODEL	YEAR	PART #
330 Outlander	04-05	SC1716
400 Outlander	03-04	SC1716
400 Outlander	05-15	SC1716
400 Outlander Max	05-15	SC1716
450 Outlander	15-20	SC1716
450 Outlander Max	15-20	SC1716
500 Defender	17-20	SC1716
500 Outlander	07-15	SC1716
500 Outlander Max	07-15	SC1716
500 Renegade	08-15	SC1716
570 Outlander	16-20	SC1716
570 Outlander Max	16-20	SC1716
570 Renegade	16-20	SC1716
650 Outlander	06-20	SC1716
650 Outlander Max	06-20	SC1716
650 Renegade	18-19	SC1716
800 Commander	11-20	SC1716
800 Commander Max	16-20	SC1716
800 Defender	16-20	SC1782
800 Defender Max	17-20	SC1782
800 Maverick Trail	18-20	SC1782
800 Outlander	06-15	SC1716
800 Outlander Max	07-14	SC1716
800 Renegade 800	07-15	SC1716
850 Outlander 850	16-20	SC1716
850 Outlander Max	16-20	SC1716
850 Renegade	16-20	SC1716
900 Maverick X3 (All models)	17-20	SC1782
1000 Commander	11-20	SC1716
1000 Commander Max	14-20	SC1716
1000 Defender	16-20	SC1782
1000 Defender Max	17-20	SC1782
1000 Maverick	13-18	SC1716
1000 Maverick Max	14-18	SC1716
1000 Maverick Sport	19-20	SC1782
1000 Maverick Sport Max	19-20	SC1782
1000 Maverick Trail	18-20	SC1782
1000 Maverick Turbo	16-17	SC1716
1000 Outlander	12-20	SC1716
1000 Outlander Max	13-20	SC1716
1000 Renegade	12-20	SC1716

KEY * Starter Clutch Rebuild Kit

HONDA		
MODEL	YEAR	PART #
350 Rancher	00-06	SC759
420 Rancher	07-21	SC760
500 Foreman	05-11	SC762
500 Rubicon	01-14	SC762

KAWASAKI		
MODEL	YEAR	PART #
KVF360 Prairie	03-09	SC931
KVF360 Prairie	03-12	SC931
KLF400 Bayou	93-99	SC931
KVF400 Prairie	99-02	SC931
KVF400 Prairie	97-02	SC931
KVF650 Prairie	02-03	SC931
KVF650 Brute Force	05-13	SC931
KFX700	04-09	SC931
KVF700 Prairie	04-06	SC931
KRT750 Teryx	08-13	SC931
KVF750 Brute Force	05-20	SC931
KRT800 Teryx	14-20	SC931

SUZUKI		
MODEL	YEAR	PART #
LT-4WD Quadrunner	87-96	SC932
LT-250 Quadrunner	88-01	SC932
LT-250F Quadrunner	9902	SC932
LT-F4WD Quadrunner	97-98	SC932
LT-F300F	99-02	SC932
LT-F4WDX 300 King Quad	91-98	SC932

Starter clutches continue on the next page.



YAMAHA		
MODEL	YEAR	PART #
YFM200/DX	85-89	SC933
YFM225 Moto 4	86-88	SC933
YTM225 Moto 4	83-86	SC933
YFB250 Timberwolf	92-00	SC933
YFM250 Beartracker	99-04	SC933
YFM250 Moto 4	89-91	SC933
YFM350ER Moto 4	87-95	SC934
YFM350FW Big Bear	87-99	SC934
YFM350 Bruin	04-06	SC935
YFM350 Grizzly	07-14	SC935
YFM350 Wolverine	00-05	SC934
YFM350X Wolverine	06-09	SC935
YFM350R Raptor	04-13	SC934
YFM350X Warrior	87-04	SC934
YFM400 Kodiak	93-99	SC934
YFM400 Kodiak	01-06	SC934
YFM400 Big Bear	00-12	SC934
YFM400 Grizzly	07-08	SC934
YFM450 Grizzly	07-14	SC934
YFM450 Kodiak	03-06	SC934
YFM450 Kodiak	2018	SC934
YFM450FX Wolverine	06-10	SC934
YXR450 Rhino	06-09	SC934
YFM550 Grizzly	09-14	SC935
YFM660 Grizzly	03-08	SC935
YXR660 Rhino	04-07	SC935
YFM700 Grizzly	07-13	SC935
YXM700 Viking	16-21	SC935
YXR700 Rhino	08-13	SC935

INDEX

WIDE OPEN PARTS

TIRES & WHEELS

BRAKES

AIR, OIL & FUEL

BATTERY & ELECTRICAL

ENGINE

BEARINGS

BUSHINGS

DRIVELINE

AXLES


BELTS

CONTROLS


TOOLS & CHEMICALS

EXHAUST

ACCESSORIES



ST200



ST7505



ST7537



STARTER REBUILD KITS

ARCTIC CAT

MODEL	YEAR	OPTIONS	PARTS KIT W/BRUSH HOLDER	PARTS KIT WO/BRUSH HOLDER	BRUSHES W/HOLDER
250 2X4	99-05	SM13 Starters w/2-Brush Design	ST7502		ST201
250 2X4	99-05	SM14 Starters w/2-Brush Design	ST7561		
250 4X4	01-05	SM13 Starters w/2-Brush Design	ST7502		ST201
250 4X4	01-05	SM14 Starters w/2-Brush Design	ST7561		
300 2X4	98-02	SM13 Starters w/2-Brush Design	ST7502		ST201
300 2X4	98-02	SM14 Starters w/2-Brush Design	ST7561		
300 4X4	98-02	SM13 Starters w/2-Brush Design	ST7502		ST201
300 4X4	98-02	SM14 Starters w/2-Brush Design	ST7561		
375 2X4/4X4	2002		ST7509		
400 2X4/4X4	98-02				ST203
400 2X4	03-04		ST7509		
400 4X4	03-08		ST7509		
454 Bearcat	96-98		ST7571		ST203
500 ATV	98-00		ST7571		ST203
500 ATV	02-09				ST203
700 ATV	06-08				ST203

CAN AM

MODEL	YEAR	OPTIONS	PARTS KIT W/BRUSH HOLDER	PARTS KIT WO/BRUSH HOLDER	BRUSHES W/HOLDER
500 Outlander	07-08		ST7537		
500 Outlander	09-15		ST7537		
500 Renegade	08-15		ST7537		
570 Renegade	17-19		ST7537		
650 Outlander	06-17		ST7537		
650 Renegade	18-19		ST7537		
800 Commander	11-19		ST7537		
800 Defender	16		ST7537		
800 Maverick Trail	18-19		ST7537		
800 Outlander	06-15		ST7537		
800 Renegade	07-15		ST7537		
850 Outlander	16-19		ST7537		
850 Renegade	16-19		ST7537		
1000 Commander	11-19		ST7537		
1000 Defender	16		ST7537		
1000 Maverick Sport	19		ST7537		
1000 Maverick Trail	18-19		ST7537		
1000 Maverick	13-18		ST7537		
1000 Outlander	12-18		ST7537		
1000 Renegade EFI	12-19		ST7537		

Starter rebuild kits continue on the next page.

J&M ATV/UTV SUPPLY, INC. ... OVER 30 YEARS IN THE POWERSPORTS INDUSTRY

BY PHONE: 1-800-367-9603 » BY FAX: 901-377-3392 » ONLINE: WWW.JMATV.COM



HONDA						
MODEL	YEAR	OPTIONS	PARTS KIT W/BRUSH HOLDER	PARTS KIT WO/BRUSH HOLDER	BRUSHES W/HOLDER	
ATC125M	84-85			ST7507		
ATC200E Big Red	82-84			ST7566		
ATC200M	84-85			ST7566		
ATC250ES Big Red	85-87		ST7504			
ATC250SX	85-86		ST7504			
ATC250SX	87		ST7501			
FL350R Odyssey	85		ST7555			
FL400R Pilot	89-90		ST7533			
TRX125	85-86			ST7507		
TRX200	84			ST7566		
TRX200/D	90-97		ST7533			
TRX250	85-87		ST7504			
TRX250 Recon	97-07		ST7502		ST200	
TRX250EX/X	01-19		ST7502		ST200	
TRX300/FW Fourtrax	88-00		ST7502			
TRX300EX/X	93-09		ST7533			
TRX350/D	86-89	w/2-Brush Design	ST7533			
TRX350/D	86-89	w/4-Brush Design	ST7501			
TRX350 Rancher	00-06		ST7556		ST200	
TRX400EX	99-04		ST7455			
TRX400 Foreman	02-03		ST7556			
TRX400 Foreman	95-01		ST7502			
TRX400 Rancher	04-07				ST200	
TRX450 Foreman	98-01		ST7502		ST200	
TRX450 Foreman	02-04		ST7556		ST200	
TRX500 Foreman	05-11		ST7556		ST200	
TRX500 Rubicon	01-03		ST7556		ST200	
TRX500 Rubicon	04-14		ST7502		ST200	
SXS500 Pioneer	15-19		ST7467			
TRX650 Rincon	03-05		ST7525			
TRX680 Rincon	06-12		ST7525			
MUV700 Big Red	09-13		ST7421			
SXS700 Pioneer	14-19		ST7573			

KAWASAKI						
MODEL	YEAR	OPTIONS	PARTS KIT W/BRUSH HOLDER	PARTS KIT WO/BRUSH HOLDER	BRUSHES W/HOLDER	
KFX80	03-06			ST7592		
KLF185 Bayou	85-88			ST7517		
KLF220 Bayou	88-95			ST7519		
KLF220 Bayou	96-02		ST7520			
KLF250 Bayou	03-11		ST7520			
KEF300 Lakota	95-03		ST7535			
KLF300 Bayou	87-04		ST7535			
KVF300 Prairie	99-02		ST7535		ST200	
KLF400 Bayou	93-99		ST7502		ST200	
KVF400 Prairie	98-02		ST7502		ST200	
KVF650 Prairie	02-03				ST200	
KVF650 Brute Force	05-08				ST200	
KVF700 Prairie	04-06				ST200	
KVF750 Brute Force	05-07				ST200	
KAF450 Mule 1000	All		ST7549			

- INDEX
- WIDE OPEN PARTS
- TIRES & WHEELS
- BRAKES
- AIR, OIL & FUEL
- BATTERY & ELECTRICAL
- ENGINE
- BEARINGS
- BUSHINGS
- DRIVELINE
- AXLES
- BELTS
- CONTROLS
- TOOLS & CHEMICALS
- EXHAUST
- ACCESSORIES



Starter rebuild kits continue on the next page.

STARTER REBUILD KITS



POLARIS						
MODEL	YEAR	OPTIONS	PARTS KIT W/BRUSH HOLDER	PARTS KIT WO/BRUSH HOLDER	BRUSHES W/HOLDER	
50 Predator	04-06		ST7565			
50 Scrambler	01-03		ST7565			
90 Predator	2003		ST7508			
90 Scrambler	01-03		ST7508			
90 Sportsman	01-03		ST7508			
250 Trailblazer	96-06	w/2-Brush Design	ST7515			
250 Trailblazer	96-06	w/4-Brush Design	ST7516			
250 Trail Boss	90-99	w/2-Brush Design	ST7515			
250 Trail Boss	90-99	w/4-Brush Design	ST7516			
250 Xplorer	00-02	w/2-Brush Design	ST7515			
250 Xplorer	00-02	w/4-Brush Design	ST7516			
300 Xplorer	96-00	w/2-Brush Design	ST7515			
300 Xplorer	96-00	w/4-Brush Design	ST7516			
300 Xpress	96-99	w/2-Brush Design	ST7515			
300 Xpress	96-99	w/4-Brush Design	ST7516			
325 Magnum	00-02		ST7505			
325 Trailboss	00-02		ST7505			
325 XPedition	00-02		ST7552			ST203
330 Magnum	03-06		ST7505			
330 Trailblazer	08-11		ST7505			
330 Trailboss	03-11		ST7505			
335 Sportsman	99-00		ST7505			
335 Worker	1999		ST7505			
350L Trailboss	90-93	w/2-Brush Design	ST7515			
350L Trailboss	90-93	w/4-Brush Design	ST7516			
400 Ranger	10-14		ST7505			
400L Sport	94-99	w/2-Brush Design	ST7515			
400L Sport	94-99	w/4-Brush Design	ST7516			
400 Scrambler	95-02	w/2-Brush Design	ST7515			
400 Scrambler	95-02	w/4-Brush Design	ST7516			
400 Sportsman	94-97	w/2-Brush Design	ST7515			
400 Sportsman	94-97	w/4-Brush Design	ST7516			
400 Sportsman	01-05		ST7505			
400 Sportsman HO	2011		ST7505			
400 Xplorer	95-02	w/2-Brush Design	ST7515			
400 Xplorer	95-02	w/4-Brush Design	ST7516			
400 Xpress	96-97	w/2-Brush Design	ST7515			
400 Xpress	96-97	w/4-Brush Design	ST7516			
425 Magnum	95-98		ST7505			
425 XPedition	00-02		ST7552			ST203
450 Sportsman	06-07		ST7505			
500 Magnum	99-03		ST7505			
500 Outlaw	06-07		ST7505			
500 Predator	03-07		ST7505			
500 Ranger	01-13		ST7505			
500 Scrambler 2x4	97-02		ST7505			
500 Scrambler 4x4	97-12		ST7505			
500 Sportsman	96-00		ST7505			
500 Sportsman HO	01-13		ST7505			
500 Worker	99-01		ST7505			
500 Xplorer	1997		ST7505			
600 Sportsman	03-05		ST7525			ST203
700 Ranger	05-09		ST7525			ST203
700 Sportsman	02-07		ST7525			ST203
800 Ranger	10-14		ST7525			ST203
800 RZR	08-14		ST7525			ST203
800 Sportsman	05-14		ST7525			ST203

Starter rebuild kits continue on the next page.

- INDEX
- WIDE OPEN PARTS
- TIRES & WHEELS
- BRAKES
- AIR, OIL & FUEL
- BATTERY & ELECTRICAL
- ENGINE
- BEARINGS
- BUSHINGS
- DRIVELINE
- AXLES
- BELTS
- CONTROLS
- TOOLS & CHEMICALS
- EXHAUST
- ACCESSORIES





SUZUKI						
MODEL	YEAR	OPTIONS	PARTS KIT W/BRUSH HOLDER	PARTS KIT WO/BRUSH HOLDER	BRUSHES W/HOLDER	
LT80 QuadSport	87-06			ST7592		
LT160 QuadRunner	03-04	SM13 Starters w/2-Brush Design	ST7502		ST201	
LT160E QuadRunner	89-92	SM13 Starters w/2-Brush Design	ST7502		ST201	
LTF160 Quadrunner	91-01	SM13 Starters w/2-Brush Design	ST7502			
LTF250 Ozark	02-09	SM13 Starters w/2-Brush Design	ST7502		ST201	
LTF250 Ozark	12-14	SM13 Starters w/2-Brush Design	ST7502		ST201	
LTF250 Quadrunner	88-01	SM13 Starters w/2-Brush Design	ST7502		ST201	
LTF250 Quadrunner	88-01	SM14 Starters w/2-Brush Design	ST7561			
LTF250F Quadrunner	98-02	SM13 Starters w/2-Brush Design	ST7502		ST201	
LTF250F Quadrunner	98-02	SM14 Starters w/2-Brush Design	ST7561			
LTZ250 QuadSport	04-10	SM13 Starters w/2-Brush Design	ST7502		ST201	
LTF300F KingQuad	91-02	SM13 Starters w/2-Brush Design	ST7502		ST201	
LTF300F KingQuad	91-02	SM14 Starters w/2-Brush Design	ST7561			
LTA/F400 Eiger	02-07		ST7509			
LTA/F400 KingQuad	08-10		ST7509			
LTF500F Quadrunner	98-02		ST7552			
LTA500F QuadMaster	00-01		ST7552			
LTA/F500 Vinson	02-07		ST7552			

YAMAHA						
MODEL	YEAR	OPTIONS	PARTS KIT W/BRUSH HOLDER	PARTS KIT WO/BRUSH HOLDER	BRUSHES W/HOLDER	
YFM50 Raptor	04-08		ST7508			
YFM80 Badger	86-01		ST7508			
YFM80 Grizzly	05-08		ST7508			
YFM80 Raptor	02-08		ST7508			
YFM100 Champ	87-89		ST7508			
YFA125 Breeze	91-03			ST7599		
YFM125 Grizzly	04-13			ST7599		
YFM200 Moto-4	85-90		ST7563	ST7521		
YFM225 Moto-4	86-88			ST7591		
YFM250 Moto-4	89-91			ST7591		
YFB250 Timberwolf	92-00		ST7563	ST7521		
YFM250 Beartracker	1999			ST7591		
YFM250 Beartracker	00-04		ST7563	ST7521		
YFM350 Moto-4	87-95		ST7504			
YFM350 Big Bear	87-99		ST7503			
YFM350 Bruin	04-06		ST7558			

- INDEX
- WIDE OPEN PARTS
- TIRES & WHEELS
- BRAKES
- AIR, OIL & FUEL
- BATTERY & ELECTRICAL
- ENGINE
- BEARINGS
- BUSHINGS
- DRIVELINE
- AXLES
- BELTS
- CONTROLS
- TOOLS & CHEMICALS
- EXHAUST
- ACCESSORIES



Starter brush plates and brushes continue on the next page.

STARTER REBUILD KITS

YAMAHA

MODEL	YEAR	OPTIONS	PARTS KIT W/BRUSH HOLDER	PARTS KIT WO/BRUSH HOLDER	BRUSHES W/HOLDER
YFM350 Grizzly	07-14		ST7558		
YFM350 Raptor	04-13		ST7503		
YFM350X Warrior	87-04		ST7503		
YFM350FX Wolverine	95-05		ST7506		
YFM350FX Wolverine	06-09		ST7558		
YFM400 Big Bear	00-12		ST7506		
YFM400 Kodiak	93-99		ST7503		
YFM400 Kodiak	00-06		ST7552		
YFM400 Grizzly	07-08		ST7552		
YFM450 Kodiak	03-06		ST7552		
YFM450 Grizzly	07-10		ST7552		
YFM450FX Wolverine	06-10		ST7552		
YXR450 Rhino	06-09		ST7552		
YFM600 Grizzly	98-01		ST7552		
YFM660 Grizzly	02-08		ST7552		
YFM660R Raptor	01-05		ST7525		
YXR660 Rhino	04-07		ST7552		



ST7552



ST7556

J&M ATV/UTV SUPPLY, INC. ... OVER 30 YEARS IN THE POWERSPORTS INDUSTRY

BY PHONE: 1-800-367-9603 » BY FAX: 901-377-3392 » ONLINE: WWW.JMATV.COM

Starter Solenoids



ST100W



ST102



ST109



ST110W



ST117



ST118W



ST119



ST122W



ST131



ST135W



ST136



ST137



ST138



ST139

INDEX

WIDE OPEN PARTS

TIRES & WHEELS

BRAKES

AIR, OIL & FUEL

BATTERY & ELECTRICAL

ENGINE

BEARINGS

BUSHINGS

DRIVELINE

AXLES

BELTS

CONTROLS

TOOLS & CHEMICALS

EXHAUST

ACCESSORIES



Starter solenoids continue on the next page



- INDEX
- WIDE OPEN PARTS
- TIRES & WHEELS
- BRAKES
- AIR, OIL & FUEL
- BATTERY & ELECTRICAL**
- ENGINE
- BEARINGS
- BUSHINGS
- DRIVELINE
- AXLES
- BELTS
- CONTROLS
- TOOLS & CHEMICALS
- EXHAUST
- ACCESSORIES



ST140W



ST141W



ST142



ST143



ST144



ST145



ST501



ST504W



ST510



ST523



ST524



ST525

Starter solenoids continue on the next page



ARCTIC CAT

MODEL	YEAR	PART #	OEM
90 all models	06-18	ST117	3303-143
250	98-05	ST130	3530-013
300	98-05	ST130	3530-013
350	11-12	ST130	3313-464
366 Auto	08-11	ST130	3313-464
375 Auto	2002	ST131	3530-001
400 Auto/man	98-05	ST131	3530-001
400 Auto/man	07-08	ST136	0437-102 0445-123
400 Auto/man	10-14	ST136	0437-102 0445-123
400 EFI	13-17	ST130	3313-464
425 core	11-12	ST130	3313-464
450 Auto	10-12	ST136	0437-102 0445-123
450 Auto	13-19	ST130	3313-464
454 Bearcat	96-98	ST131	3530-001
500 Auto/man	98-03	ST131	3530-001
500 Auto/man	07-17	ST136	0437-102 0445-123
500 Auto	17-18	ST130	3313-464
500 Prowler	14-15	ST136	0437-102 0445-123
500 Prowler	17-19	ST130	3313-464
550 Auto	09-17	ST136	0437-102 0445-123
550 Prowler	09-15	ST136	0437-102 0445-123
570 Auto	2019	ST137	0445-121
650 Auto	05-11	ST136	0437-102 0445-123
650 Prowler	07-09	ST136	0437-102 0445-123
700 Auto	07-17	ST136	0437-102 0445-123
700 Auto	18-19	ST137	0445-121
700 Prowler	08-17	ST136	0437-102 0445-123
700 Wildcat	14-17	ST136	0437-102 0445-123
800 Prowler	19-20	ST137	0445-121
1000 Auto	10-17	ST136	0437-102 0445-123
1000 Prowler	09-17	ST136	0437-102 0445-123
1000 Thundercat	08-10	ST136	0437-102 0445-123
1000 Wildcat	13-16	ST136	0437-102 0445-123
1000 Wildcat XX	18-19	ST137	0445-121

CAN AM

MODEL	YEAR	PART #	OEM
DS70	08-17	ST109	V38501GYK040
DS90	08-19	ST109	V38501GYK040
175 Rally	03-07	ST138	710001364
330 Outlander	04-05	ST138	710001364
400 Outlander	03-15	ST138	710001364
450 Outlander	15-19	ST138	710001364
500 Defender	2017	ST144	278003012
500 Outlander	07-15	ST138	710001364

CAN AM

MODEL	YEAR	PART #	OEM
500 Renegade	08-15	ST138	710001364
500 Traxter	00-05	ST138	710001364
570 Outlander	16-19	ST138	710001364
570 Renegade	16-20	ST138	710001364
650 Outlander	06-18	ST138	710001364
650 Quest	2002	ST138	710001364
650 Traxter	2005	ST138	710001364
800 Commander	11-17	ST138	710001364
800 Commander Max	2017	ST144	278003012
800 Defender	16-21	ST144	278003012
800 Maverick Trail	18-21	ST144	278003012
800 Outlander	06-15	ST138	710001364
800 Renegade	07-15	ST138	710001364
850 Outlander	16-17	ST138	710001364
850 Renegade	16-18	ST138	710001364
900 Maverick X3	17-21	ST144	278003012
1000 Commander	11-17	ST138	710001364
1000 Commander Max	15-17	ST144	278003012
1000 Defender	16-21	ST144	278003012
1000 Maverick	13-17	ST138	710001364
1000 Maverick Max	2016	ST144	278003012
1000 Maverick Sport	19-21	ST144	278003012
1000 Maverick Trail	18-21	ST144	278003012
1000 Outlander	12-18	ST138	710001364
1000 Renegade	12-19	ST138	710001364

HONDA

MODEL	YEAR	PART #	OEM
TRX90	06-20	ST110W	35850-HF1-670
TRX200 Fourtrax	90-97	ST110W	35850-HF1-670
TRX250 Recon	97-04	ST118W	35850-HM8-000
TRX250 Recon	05-20	ST119	35850-HM8-B00
TRX250EX/X	01-20	ST118W	35850-HM8-A41
TRX300EX	93-06	ST118W	35850-HA7-771
TRX300EX/X	07-09	ST110W	35850-HM3-A60
TRX300 Fourtrax	88-00	ST100W	35850-HC4-000
TRX350/D	86-89	ST118W	35856-HA7-771
TRX350 Rancher	00-06	ST110W	35850-HN7-003
TRX400 Rancher	04-07	ST110W	35850-HN7-003
TRX400 Foreman	95-03	ST110W	35850-HM7-000
TRX400EX/X	99-14	ST118W	35850-HM3-000
TRX420 Rancher	07-21	ST110W	35850-HN7-003
TRX450 Foreman	98-04	ST110W	35850-HM7-000
TRX450ER	06-14	ST110W	35850-HP1-601



INDEX

WIDE OPEN PARTS

TIRES & WHEELS

BRAKES

AIR, OIL & FUEL

BATTERY & ELECTRICAL

ENGINE

BEARINGS

BUSHINGS

DRIVELINE

AXLES

BELTS

CONTROLS

TOOLS & CHEMICALS

EXHAUST

ACCESSORIES



Starter solenoids continue on the next page

STARTER SOLENOIDS



HONDA

MODEL	YEAR	PART #	OEM
SXS500 Pioneer	15-21	ST110W	35850-HP6-A01
TRX500 Foreman	05-19	ST110W	35850-HN2-A01
TRX500 Rubicon	01-19	ST110W	35850-HN2-A01
SXS520 Pioneer	2021	ST110W	35850-HP6-A01
TRX520 Foreman	20-21	ST110W	35850-HN7-003
TRX520 Rubicon	20-21	ST110W	35850-HN7-003
TRX650 Rincon	03-05	ST110W	35850-HN8-003
TRX680 Rincon	06-21	ST110W	35850-HN8-003
SXS700 Pioneer	14-19	ST110W	35850-HN7-003
MUV700 Big Red	09-13	ST111	35850-HL1-A01
SXS1000 Pioneer	16-20	ST110W	35850-HP6-A01
SXS1000 Talon	19-21	ST110W	35850-HP6-A01

KAWASAKI

MODEL	YEAR	PART #	OEM
KEF300A/B Lakota	00-03	ST135W	27010-0766
KLF300B/C Bayou	00-04	ST135W	27010-0766
KVF300 Prairie	99-02	ST135W	27010-0766
KVF360 Prairie	03-11	ST135W	27010-0766
KLF400B Bayou	93-99	ST135W	27010-0766
KVF400 Prairie	97-02	ST135W	27010-0766
KAF620 4010 Mule	14-21	ST135W	27010-0766
KVF650i Brute Force IRS	06-13	ST135W	27010-0766
KVF750i Brute Force	05-20	ST135W	27010-0766
KRF750 Teryx	08-13	ST135W	27010-0766
KRT800 Teryx	14-21	ST135W	27010-0766
KRX1000 Teryx	20-21	ST135W	27010-0766

POLARIS

MODEL	YEAR	PART #	OEM
170 RZR	09-12	ST109	452761
200 Phoenix	05-20	ST109	452761
250 Trail Blazer	90-04	ST510	4011335
250 Trail Blazer	05-06	ST524	4011251
300 Hawkeye	08-11	ST525	4012013
300 Sportsman	08-10	ST525	4012013
300 Xplorer	96-02	ST510	4011335
300 Xpress	96-99	ST510	4011335
325 Hawkeye	2015	ST504W	4012001
325 Magnum	01-02	ST510	4011335
325 Ace	14-15	ST504W	4012001
325 Trail Boss	00-02	ST510	4011335
325 Xpedition	00-02	ST524	4011251
330 Magnum	03-04	ST510	4011335
330 Magnum	05-06	ST524	4011251
330 Trail Blazer	08-13	ST504W	4012001

POLARIS

MODEL	YEAR	PART #	OEM
330 Trail Boss	03-04	ST510	4011335
330 Trail Boss	05-06	ST524	4011251
330 Trail Boss	07-13	ST504W	4012001
335 Sportsman	99-00	ST510	4011335
400 Hawkeye HO	12-14	ST504W	4012001
400 Ranger	10-13	ST504W	4012001
400 Scrambler	98-02	ST510	4011335
400 Sportman HO	08-10	ST525	4012013
400 Sportman HO	11-14	ST504W	4012001
400 Sportsman	93-97	ST510	4011335
400 Sportsman	01-04	ST510	4011335
400 Sportsman	2005	ST524	4011251
400 Trail Blazer	2003	ST510	4011335
400 Xplorer	95-02	ST510	4011335
400 Xpress L	96-97	ST510	4011335
425 Xpedition	00-02	ST524	4011251
425 Magnum	95-98	ST510	4011335
450 Sportsman	2006	ST524	4011251
450 Sportsman	07-09	ST504W	4012001
500 Magnum	99-03	ST510	4011335
500 Ranger	99-03	ST510	4011335
500 Ranger Carb	04-06	ST524	4011334
500 Ranger EFI	06-13	ST504W	4012001
500 Scrambler	97-04	ST510	4011335
500 Scrambler	05-06	ST524	4011251
500 Scrambler	07-12	ST504W	4012001
500 Sportsman	96-04	ST510	4011335
500 Sportsman	05-06	ST524	4011251
500 Sportsman EFI	06-13	ST504W	4012001
500 Worker	99-02	ST510	4011335
500 Xplorer	1997	ST510	4011335
550 Sportsman	10-14	ST525	4012013
570 Ranger	14-19	ST523	4014655
570 Ranger	14-19	ST504W	4012001
570 Ranger Fullsize	15-19	ST523	4014655
570 RZR	12-16	ST504W	4012001
570 RZR	2018	ST523	4014655
570 Sportsman	14-15	ST504W	4012001
600 Sportsman	03-04	ST510	4011335
600 Sportsman	2005	ST524	4011251
700 Ranger	2005	ST524	4011251
700 Ranger	06-09	ST504W	4012001
700 Sportsman	02-04	ST510	4011335
700 Sportsman EFI	05-06	ST524	4011251
700 Sportsman EFI	07-08	ST504W	4012001
800 Ranger	08-14	ST504W	4012001
800 Sportsman	05-06	ST524	4011251
800 Sportsman	07-14	ST504W	4012001
800 RZR	08-14	ST504W	4012001
900 Ranger	13-14	ST504W	4012001
900 Ranger	15-19	ST523	4014655
925 RZR Turbo	17-19	ST523	4014655
925 RZR Pro XP	20-21	ST523	4014655
900 RZR	11-16	ST504W	4012001
900 RZR	17-20	ST523	4014655
1000 General	16-20	ST523	4014655
1000 Ranger	17-19	ST523	4014655
1000 RZR	14-16	ST504W	4012001
1000 RZR	17-19	ST523	4014655

Starter solenoids continue on the next page

- INDEX
- WIDE OPEN PARTS
- TIRES & WHEELS
- BRAKES
- AIR, OIL & FUEL
- BATTERY & ELECTRICAL
- ENGINE
- BEARINGS
- BUSHINGS
- DRIVELINE
- AXLES
- BELTS
- CONTROLS
- TOOLS & CHEMICALS
- EXHAUST
- ACCESSORIES



SUZUKI

MODEL	YEAR	PART #	OEM
LTZ90	07-09	ST141W	31800-08H00
LTF160 Quadrunner	91-01	ST122W	31800-49100
LT160E Quadrunner	03-04	ST122W	31800-49100
LT230GE/F Quadrunner	85-88	ST122W	31800-49100
LT-4WD Quadrunner	87-98	ST122W	31800-49100
LT250EF Quadrunner	85-86	ST122W	31800-49100
LTF250 Quadrunner	88-97	ST122W	31800-49100
LTF250F Quadrunner	98-02	ST122W	31800-49100
LTZ250	04-09	ST141W	31800-47E00
LTF250 Ozark	02-14	ST141W	31800-47E00
LT300E Quadrunner	86-87	ST122W	31800-30B00 31800-49100
LTF4WDX 300 King Quad	91-98	ST122W	31800-30B00 31800-49100
LTF300F King Quad	99-02	ST122W	31800-30B00 31800-49100
LTA/F400 Eiger	02-07	ST131	31800-03G00
LTA400 King Quad	08-18	ST145	31800-38G10
LTZ400	03-08	ST146	31800-07G00
LTA450 King Quad	08-15	ST145	31800-41G10
LTR450	06-09	ST147	31800-45G00
LTA/F 500 Vinson	02-07	ST131	31800-03G00
LTF500 Quadrunner	98-02	ST131	31800-26E00
LTA500 Quadmaster	00-01	ST131	31800-26E00
LTA500 King Quad	09-18	ST145	31800-41G10
LTA700 King Quad	05-07	ST131	31800-41G10
LTA750 King Quad	08-18	ST145	31800-41G10

YAMAHA

MODEL	YEAR	PART #	OEM
YFM50 Raptor	06-08	ST142	3MW-81940-01-00
YFM80 Badger	85-01	ST100W	4KD-81940-00-00
YFM80 Raptor	06-08	ST142	3MW-81940-01-00
YFM80 Grizzly	06-08	ST142	3MW-81940-01-00
YFM100 Champ	85-01	ST100W	4KD-81940-00-00
YFA125 Breeze	89-04	ST100W	4KD-81940-00-00
YFM125 Grizzly	06-13	ST142	3MW-81940-01-00
YFM125 Raptor	11-13	ST141W	4D3-81940-00-00
YFM200 Moto 4	85-89	ST100W	4KD-81940-00-00
YFM225 Moto 4	86-88	ST100W	4KD-81940-00-00
YFM250 Moto 4	89-91	ST100W	4KD-81940-00-00
YFB250 Timberwolf	92-00	ST100W	4KD-81940-00-00
YFM250 Beartracker	99-04	ST140W	4XE-81940-12-00
YFM250 Bruin	05-06	ST140W	4XE-81940-12-00
YFM250 Big Bear	07-09	ST140W	4XE-81940-12-00

YAMAHA

MODEL	YEAR	PART #	OEM
YFM250 Raptor	08-13	ST141W	4D3-81940-00-00
YFM350 Moto-4	87-95	ST100W	4KD-81940-00-00
YFM350 Big Bear	87-99	ST100W	4KD-81940-00-00
YFM350 Bruin	04-06	ST140W	4SV-81940-12-00
YFM350 Grizzly	07-14	ST140W	4SV-81940-12-00
YFM350 Raptor	04-13	ST140W	5YT-89140-00-00
YFM350 Warrior	87-04	ST100W	4KD-81940-00-00
YFM350FX Wolverine	1995	ST140W	4SV-81940-12-00
YFM350FX Wolverine	96-05	ST100W	4KD-81940-00-00
YFM350FX Wolverine	06-09	ST140W	4XE-81940-12-00
YFM400 Big Bear	00-12	ST140W	4SV-81940-12-00
YFM400 Kodiak	93-99	ST100W	4KD-81940-00-00
YFM400 Kodiak	00-06	ST140W	4SV-81940-12-00
YFM400 Grizzly	07-08	ST140W	4SV-81940-12-00
YFM450 Grizzly	07-13	ST140W	4SV-81940-12-00
YFM450 Kodiak	03-06	ST140W	4SV-81940-12-00
YFM450 Kodiak	18-21	ST141W	5B4-81940-00-00
YFM450FX Wolverine	06-10	ST140W	4SV-81940-12-00
YXR450 Rhino	2006	ST140W	4SV-81940-12-00
YXR450 Rhino	07-09	ST141W	5UG-81940-00-00
YFZ450	04-13	ST139	5JW-81940-02-00
YFZ450R	09-17	ST143	18P-81940-00-00
YFM550 Grizzly	09-14	ST143	3B4-81940-00-00
YFM600 Grizzly	1998	ST142	4KG-81940-11-00
YFM600 Grizzly	99-01	ST102	5GT-81940-11-00
YFM660 Grizzly	02-08	ST140W	4SV-81940-12-00
YFM660 Raptor	01-05	ST140W	4XE-81940-12-00
YXR660 Rhino	04-06	ST140W	4SV-81940-12-00
YXR660 Rhino	2007	ST141W	5UG-81940-00-00
YFM700 Grizzly	07-20	ST143	3B4-81940-00-00
YFM700 Kodiak	16-20	ST143	3B4-81940-00-00



INDEX

DE OPEN
RTS

RES &
HEELS

AKES

, OIL
UEL

BATTERY &
ELECTRICAL

GINE

ARINGS

SHINGS

VELINE

LES

TS

NTROLS

OLS &
EMICALS

HAUST


CESSORIES



Starter solenoids continue on the next page

YAMAHA

MODEL	YEAR	PART #	OEM
YFM700 Raptor	06-12	ST143	3B4-81940-00-00
YFM700 Raptor	13-20	ST141W	5UG-81940-00-00
YXR700 Rhino	08-13	ST141W	5B4-81940-00-00
YXM700 Viking	16-21	ST141W	5B4-81940-00-00
YXE700 Wolverine	16-18	ST141W	5B4-81940-00-00
YXE850 Wolverine	18-21	ST141W	5B4-81940-00-00
YXE1000 Wolverine	2021	ST141W	5B4-81940-00-00
YXZ1000/R	16-21	ST141W	4D3-81940-00-00



ST130

Universal Starter Solenoid

Part #ST130

This starter relay includes components that allow modifications to fit most 12V applications.

INDEX

WIDE OPEN PARTS

TIRES & WHEELS

BRAKES

AIR, OIL & FUEL

BATTERY & ELECTRICAL

ENGINE

BEARINGS

BUSHINGS

DRIVELINE

AXLES


BELTS

CONTROLS

TOOLS & CHEMICALS

EXHAUST

ACCESSORIES



Ignition Switches



KS1300W



KS1350W



KS1400W



KS1401W



KS1402W



KS1403W



KS1405W



KS1410W



KS1450W



KS1451W



KS1500W



KS1501W



KS1700W



KS1701W



KS1800W



- INDEX
- WIDE OPEN PARTS
- TIRES & WHEELS
- BRAKES
- AIR, OIL & FUEL
- BATTERY & ELECTRICAL**
- ENGINE
- BEARINGS
- BUSHINGS
- DRIVELINE
- AXLES
- BELTS
- CONTROLS
- TOOLS & CHEMICALS
- EXHAUST
- ACCESSORIES



Ignition switches continue on the next page.



ARCTIC CAT			
MODEL	YEAR	PART #	OEM
90 ATV	10-18	KS5848	3305-998
150 ATV	09-18	KS5789	3305-756
250 ATV	00-05	KS1508	3430-040
250 ATV	06-09	KS5793	3303-850
250 ATV	10-17	KS4364	0430-0105
300 ATV	00-05	KS1508	3430-040
300 ATV	10-18	KS5793	3303-850
350 Auto	11-12	KS1508	3313-439
366 Auto	01-08	KS1508	3313-439
375 Auto	2002	KS1508	3430-040
400 ATV	00-07	KS1508	3430-040
400 ATV	2008	KS4364	0430-090
400 ATV	13-19	KS1508	3430-040
DVX400	2004	KS1508	3509-004
DVX400	05-08	KS1701W	3509-009
425 ATV	11-12	KS1508	3313-439
450 ATV	10-12	KS4364	0430-090
450 ATV	13-19	KS1508	3313-439
500 ATV	00-07	KS1508	3430-040
500 ATV	08-17	KS4364	0430-090
500 Prowler	14-15	KS1660W	0609-936
500 Prowler HDX	16-17	KS1660W	0609-936
550 ATV	09-17	KS4364	0430-090
550 Prowler	09-15	KS1660W	0609-936
650 H1	08-11	KS4364	0430-090
650 Prowler	06-09	KS1660W	0609-936
700 ATV	08-19	KS4364	0430-090
700 Prowler	09-17	KS1660W	0609-936
700 Prowler HDX	16-19	KS1660W	0609-936
700 Wildcat	14-19	KS1660W	0609-936
1000 Prowler	09-17	KS1660W	0609-936
1000 Thundercat	09-10	KS4364	0430-090
1000 Wildcat X/XX	12-19	KS1660W	0609-936

CAN AM			
MODEL	YEAR	PART #	OEM
400 Outlander	08-13	KS6304	710002323
450 Outlander	17-20	KS6304	710002323
500 Defender	17-18	KS1789	710004198
500 Outlander	2015	KS6304	710002323
570 Outlander	16-20	KS6304	710002323
570 Outlander T3	18-19	KS6300	710004570
570 Renegade	16-17	KS6300	710004570
650 Outlander	16-18	KS6300	710004570
800 Commander	16-17	KS6300	710004570
800 Defender	16-18	KS1789	710004198
800 Maverick Trail	2018	KS1789	710004198
850 Outlander	16-18	KS6300	710004570
850 Renegade	16-17	KS6300	710004570
1000 Commander	16-17	KS6300	710004570
1000 Defender	16-18	KS1789	710004198
1000 Maverick	16-17	KS6300	710004570
1000 Maverick	2018	KS1789	710004198
1000 Outlander	16-18	KS6300	710004570
1000 Renegade	16-17	KS6300	710004570

HONDA			
MODEL	YEAR	PART #	OEM
TRX200/D	90-97	KS1250W	35010-HF1-670
TRX250 Recon	97-20	KS1250W	35100-HM8-000
TRX300 Fourtrax	88-00	KS1300W	35100-HM5-671
TRX300EX	93-06	KS1301W	35010-HM3-000
TRX350 Rancher	00-06	KS1350W	35100-HN5-670
TRX400 Rancher	04-07	KS1350W	35100-HN5-670
TRX400 Foreman	95-03	KS1404W	35100-HM7-003
TRX400EX	99-04	KS1405W	35100-HN1-000
TRX400EX/X	05-14	KS1406	35100-HN1-A41
TRX420 Rancher	07-20	KS1350W	35100-HP5-000
TRX450R/ER	04-14	KS1410W	35100-HP1-003
TRX450 Foreman	98-04	KS1350W	35100-HP5-600
TRX500 Foreman	05-19	KS1350W	35100-HP0-A00
TRX500 Rubicon	01-19	KS1350W	35100-HN0-A02
TRX520 Foreman	20-21	KS1350W	35100-HR6-A61
TRX520 Rubicon	20-21	KS1350W	35100-HR6-A61
TRX650 Rincon	03-05	KS1600W	35100-HN8-003
TRX680 Rincon	06-21	KS1600W	35100-HN8-003

KAWASAKI			
MODEL	YEAR	PART #	OEM
KFX 50	07-20	KS5848	27005-Y002
KFX 90	07-20	KS5848	27005-Y002
KLF220 Bayou	88-95	KS5018	27005-1131
KLF300 Bayou B/C 4x4	88-04	KS5017	27005-1201
KVF300 Prairie	1999	KS5017	27005-1201
KVF300 Prairie	00-02	KS5016	27005-1229
KVF360 Prairie	03-12	KS5016	27005-1229
KLF400 Bayou	93-99	KS5017	27005-1201
KVF400 Prairie	97-98	KS5017	27005-1201
KVF400 Prairie	99-02	KS5016	27005-1229
KFX400	03-04	KS1700W	27005-S005
KFX400	05-06	KS1701W	27005-S012
KFX450 R	08-14	KS5016	27005-1229
KVF650 BruteForce	06-13	KS4616	27005-0019
KVF750 BruteForce	05-19	KS4616	27005-0019
KRF750 Teryx	08-13	KS4988	27005-0036
KRF800 Teryx	14-20	KS4988	27005-0036
KAF400 Mule 600/610	07-16	KS5004	27005-0011
KAF400 Mule SX/XC	16-21	KS5004	27005-1146

Ignition switches continue on the next page.

- INDEX
- WIDE OPEN PARTS
- TIRES & WHEELS
- BRAKES
- AIR, OIL & FUEL
- BATTERY & ELECTRICAL
- ENGINE
- BEARINGS
- BUSHINGS
- DRIVELINE
- AXLES
- BELTS
- CONTROLS
- TOOLS & CHEMICALS
- EXHAUST
- ACCESSORIES



KAWASAKI

MODEL	YEAR	PART #	OEM
KAF540 Mule 2010/2020/2030	90-92	KS5004	27005-0011
KAF540 Mule 2010/2020/2030	2007	KS5004	27005-0011
KAF620 Mule 3000/3010	93-00	KS5004	27005-0011
KAF620 Mule 3000/3010	2007	KS5004	27005-0011
KAF620 Mule 4000/4010	09-20	KS5004	27005-0011
KAF820 Mule Pro FX/ FXR/FXT	15-21	KS4988	27005-0643
KAF950 Mule 2510 Diesel	01-02	KS5004	27005-0011
KAF950 Mule 2510 Diesel	2007	KS5004	27005-0011
KAF950 Mule 4010 Diesel	09-13	KS5004	27005-0011
KAF1000 Mule Pro DX/ DXT	15-21	KS4988	27005-0643
KRX1000 Teryx	20-21	KS4988	27005-0643

POLARIS

MODEL	YEAR	PART #	OEM
50 Outlaw	08-19	KS5063	0453417
50 Predator	04-07	KS5063	0453417
50 Scrambler	01-03	KS5063	0453417
90 Outlaw	07-16	KS5063	0453417
90 Predator	03-06	KS5063	0453417
90 Scrambler	01-03	KS5063	0453417
90 Sportsman	01-16	KS5063	0453417
110 Outlaw	16-19	KS5063	0453417
110 Sportsman	16-19	KS5063	0453417
150 Ranger	2018	KS1800W	4011002 4012165
250 Trail Blazer	1999	KS1801	4110209
250 Trail Blazer	00-03	KS5020	4012164
250 Trail Blazer	04-06	KS1800W	4011002 4012165
250 Xplorer	00-02	KS5020	4110264
300 Hawkeye	06-11	KS1800W	4011002 4012165
300 Sportsman	08-10	KS1800W	4011002 4012165
325 Ace	2016	KS1802	4011142
325 Hawkeye	2015	KS1800W	4011002 4012165
325 Magnum	00-02	KS5020	4012164
325 Ranger ETX	15-16	KS1802	4011142
325 Sportsman ETX	14-15	KS1802	4011142
325 Trail Boss	00-02	KS5020	4012164
325 Xpedition	00-02	KS5020	4012164
330 Magnum	2003	KS5020	4012164
330 Magnum	04-06	KS1800W	4011002 4012165
330 Trail Blazer	08-10	KS1800W	4011002 4012165
330 Trail Blazer	2013	KS1800W	4011002 4012165
330 Trail Boss	2003	KS5020	4110264

POLARIS

MODEL	YEAR	PART #	OEM
330 Trail Boss	2004	KS5019	4011002 4012165
330 Trail Boss	06-09	KS1800W	4011002 4012165
400 Hawkeye	12-14	KS1800W	4011002 4012165
400 Ranger	10-14	KS1802	4011142
400 Scrambler	1999	KS1801	4110209
400 Sportsman	00-02	KS5020	4012164
400 Sportsman	96-97	KS1801	4110209
400 Sportsman	01-03	KS5020	4012164
400 Sportsman	04-05	KS1800W	4011002 4012165
400 Sportsman	08-14	KS1800W	4011002 4012165
400 Trail Blazer	2003	KS5020	4110264
400 Xplorer	1999	KS1801	4110209
400 Xplorer	00-02	KS5020	4110264
425 Magnum	97-98	KS5022	4110209
425 Xpedition	00-02	KS5020	4012164
450 Outlaw	06-07	KS5020	4110264
450 Sportsman	06-07	KS1800W	4011002 4012165
450 Sportsman	16-17	KS1800W	4011002 4012165
500 Ace	17-18	KS1802	4011142
500 Magnum	1999	KS1801	4110209
500 Magnum	00-03	KS5020	4012164
500 Ranger	09-10	KS1800W	4011002 4012165
500 Ranger	11-13	KS1802	4011142
500 Ranger	17-18	KS1802	4011142
500 Ranger series 10	03-04	KS5020	4012164
500 Scrambler	1999	KS1801	4110209
500 Scrambler	01-02	KS5020	4012164
500 Scrambler	04-12	KS1800W	4011002 4012165
500 Sportsman	96-99	KS1801	4110209
500 Sportsman	00-03	KS5020	4110264
500 Sportsman	04-13	KS1800W	4011002 4012165
500 Sportsman	11-13	KS1800W	4011002 4012165
500 Sportsman HO	02-03	KS5020	4110264
500 Sportsman HO	06-10	KS1800W	4011002 4012165
500 Sportsman HO	11-14	KS1802	4011142
500 Worker	1999	KS1801	4110209
500 Worker	00-02	KS5020	4110264
525 Outlaw	08-11	KS5020	4110264
550 Sportsman	10-14	KS1800W	4011002 4012165
570 Ace	16-18	KS1802	4011142
570 Ranger	14-18	KS1802	4011142
570 RZR	12-13	KS1802	4011142
570 RZR	16-17	KS1802	4011142
570 RZR EPS	2013	KS1800W	4011002 4012165
570 Sportsman	14-17	KS1800W	4011002 4012165
570 Sportsman	19-20	KS1660W	4015033
570 Ace	2015	KS1802	4011142
600 Sportsman	2003	KS5020	4110264

Ignition switches continue on the next page.

INDEX

WIDE OPEN PARTS

TIRES & WHEELS

BRAKES

AIR, OIL & FUEL

BATTERY & ELECTRICAL

ENGINE

BEARINGS

BUSHINGS

DRIVELINE

AXLES

BELTS

CONTROLS

TOOLS & CHEMICALS

EXHAUST

ACCESSORIES

IGNITION SWITCHES



- INDEX
- WIDE OPEN PARTS
- TIRES & WHEELS
- BRAKES
- AIR, OIL & FUEL
- BATTERY & ELECTRICAL
- ENGINE
- BEARINGS
- BUSHINGS
- DRIVELINE
- AXLES
- BELTS
- CONTROLS
- TOOLS & CHEMICALS
- EXHAUST
- ACCESSORIES



POLARIS			
MODEL	YEAR	PART #	OEM
600 Sportsman	2005	KS1800W	4011002 4012165
700 Ranger	2009	KS1800W	4011002 4012165
700 Sportsman	02-03	KS5020	4110264
700 Sportsman	04-07	KS1800W	4011002 4012165
800 Ranger	10-14	KS1800W	4011002 4012165
800 RZR	08-14	KS1800W	4011002 4012165
800 Sportsman	05-14	KS1800W	4011002 4012165
850 Scrambler	14-17	KS1800W	4011002 4012165
850 Scrambler	2018	KS1802	4011142
850 Sportsman	08-17	KS1800W	4011002 4012165
850 Sportsman	18-20	KS1660W	4015033
900 Ace	2016	KS1800W	4011002 4012165
900 Ace	17-18	KS1802	4011142
900 Ranger	17-18	KS1802	4011142
900 Ranger Diesel	11-18	KS1800W	4011002 4012165
900 RZR	11-16	KS1800W	4011002 4012165
900 RZR	17-19	KS1802	4016058
925 RZR Turbo	17-20	KS1802	4016058
1000 General	17-19	KS1800W	4011002 4012165
1000 Ranger	17-18	KS1800W	4011002 4012165
1000 Ranger Diesel	14-18	KS1800W	4011002 4012165
1000 Ranger XP	18-20	KS1660W	4015033
1000 RZR	14-16	KS1800W	4011002 4012165
1000 RZR	17-20	KS1802	4016058
1000 Scrambler XP	14-17	KS1800W	4011002 4012165
1000 Sportsman	15-17	KS1800W	4011002 4012165
1000 Sportsman	19-20	KS1660W	4015033

SUZUKI			
MODEL	YEAR	PART #	OEM
LTZ50	06-09	KS5021	37110-40B00
LT80	87-06	KS5021	37110-40B00
L TZ90	07-18	KS4425	37110-08H00
LTF250 Ozark	02-14	KS1508	37110-05G00
L TZ250	04-09	KS1508	37110-05G00
LTA/F400 Eiger	02-07	KS5029	37110-38F10
LTA/F400 KingQuad	08-18	KS5029	37110-38F10
L TZ400	03-07	KS1700W	37110-07G00
LTA450 KingQuad	07-10	KS5029	37110-38F10
LTA500 KingQuad	09-18	KS5029	37110-38F10
LTA500 Quadmaster	00-01	KS1508	37110-09F00
LTF500 Quadrunner	98-02	KS1508	37110-09F00
LTA750 KingQuad	16-18	KS5029	37110-38F10

YAMAHA			
MODEL	YEAR	PART #	OEM
YFM50 Raptor	04-08	KS1401W	4GB-82510-11-00
YFM80 All	85-94	KS1407W	2FJ-82510-02-00
YFM80 All	95-01	KS1401W	4GB-82510-11-00
YFM80 All	02-08	KS1401W	4GB-82510-11-00
YFM100 Champ	87-91	KS1407W	2FJ-82510-02-00
YFA125 Breeze	89-94	KS1407W	2FJ-82510-02-00
YFA125 Breeze	95-01	KS1401W	4GB-82510-11-00
YFA125 Breeze	02-04	KS1400W	5LP-82510-00-00
YFM125 Grizzly	04-13	KS1400W	5LP-82510-00-00
YFM125 Raptor,	11-13	KS1400W	5LP-82510-00-00
YFS200 Blaster	88-06	KS1415	2XJ-82510-01-00
YFM225 Moto-4	86-88	KS1407W	2FJ-82510-02-00
YFM250 Moto-4	89-91	KS1407W	2FJ-82510-02-00
YFB250 Timberwolf	94-00	KS1401W	4GB-82510-00-00 4GB-82510-11-00
YFM250 Beartracker	99-01	KS1401W	4BD-82510-10-00 4GB-82510-11-00
YFM250 Raptor	08-12	KS1400W	5LP-82510-00-00
YFM350ER Moto-4	87-94	KS1407W	2FJ-82510-02-00
YFM350FW Big Bear	87-94	KS1407W	2FJ-82510-02-00
YFM350 Big Bear	95-99	KS1401W	4GB-82510-00-00 4GB-82510-11-00
YFM350 Bruin	04-06	KS1400W	5LP-82510-00-00
YFM350 Grizzly	07-08	KS1400W	5LP-82510-00-00
YFM350 Grizzly IRS	09-14	KS1403W	5KM-82510-00-00
YFM350 Raptor	04-12	KS1400W	5LP-82510-00-00
YFM350X Warrior	87-95	KS1407W	2FJ-82510-02-00
YFM350X Warrior	96-01	KS1401W	4GB-82510-10-00
YFM350X Warrior	02-04	KS1400W	4GB-82510-11-00
YFM350FX Wolverine	95-01	KS1401W	4GB-82510-10-00 4GB-82510-11-00
YFM350 Wolverine	02-09	KS1400W	5LP-82510-00-00
YFZ350 Banshee	95-01	KS1401W	5FK-82510-00-00

Ignition switches continue on the next page.

YAMAHA

MODEL	YEAR	PART #	OEM
YFM400 Kodiak	93-01	KS1401W	4GB-82510-00-00 4GB-82510-11-00
YFM400 Kodiak	2002	KS1403W	5KM-82510-00-00
YFM400 Kodiak	03-06	KS1402W	5ND-82510-00-00
YFM400 Big Bear	00-01	KS1401W	4GB-82510-10-00 4GB-82510-11-00
YFM400 Big Bear	02-08	KS1400W	4SH-82510-00-00
YFM400 Big Bear	09-12	KS1403W	5KM-82510-00-00
YFM400 Grizzly	07-08	KS1402W	5ND-82510-00-00
YFM450 Kodiak	03-06	KS1402W	5ND-82510-00-00
YFM450 Kodiak	18-21	KS1403W	28P-82510-01-00
YFM450 Grizzly	07-08	KS1402W	5ND-82510-00-00
YXR450 Rhino	07-09	KS1660W	5UG-H2510-00-00
YFM450 Wolverine	06-10	KS1402W	5ND-82510-00-00
YFZ450	04-13	KS1402W	5GT-82510-00-00 5GT-82510-01-00
YFZ450 R/X	09-19	KS1400W	4SH-82510-00-00
YFM550 Grizzly	09-14	KS1403W	28P-82510-00-00
YFM600 Grizzly	98-01	KS1401W	4GB-82510-10-00 4GB-82510-11-00
YFM660 Grizzly	02-08	KS1403W	5KM-82510-00-00
YFM660R Raptor	01-05	KS1400W	5LP-82510-00-00
YXR660 Rhino	04-07	KS1660W	5UG-H2510-00-00
YFM700 Grizzly	07-08	KS1400W	5LP-82510-00-00
YFM700 Grizzly	09-21	KS1403W	28P-82510-00-00
YFM700 Kodiak	16-21	KS1403W	28P-82510-01-00
YFM700 Raptor	06-16	KS1400W	5LP-82510-00-00 4SH-82510-00-00
YXR700 Rhino	08-13	KS1660W	5UG-H2510-00-00
YXE700 Wolverine	16-18	KS1660W	5UG-H2510-00-00
YXM700 Viking	14-21	KS1660W	5UG-H2510-00-00
YXE850 Wolverine	18-21	KS1660W	5UG-H2510-00-00
YXZ1000R	16-21	KS1660W	5UG-H2510-00-00

Kill Switch

Universal kill switch. Press for off.

Part #KS14375



Tether-Line Kill Switch

The tether kill switch clips to jacket, belt, zipper, etc. for safety. When you fall off or need off it kills the engine.

Part #TS14395



INDEX

WIDE OPEN PARTS

TIRES & WHEELS

BRAKES

AIR, OIL & FUEL

BATTERY & ELECTRICAL

ENGINE

BEARINGS

BUSHINGS

DRIVELINE

AXLES

BELTS

CONTROLS

TOOLS & CHEMICALS

EXHAUST

ACCESSORIES

HANDLEBAR SWITCHES



- INDEX
- WIDE OPEN PARTS
- TIRES & WHEELS
- BRAKES
- AIR, OIL & FUEL
- BATTERY & ELECTRICAL**
- ENGINE
- BEARINGS
- BUSHINGS
- DRIVELINE
- AXLES
- BELTS
- CONTROLS
- TOOLS & CHEMICALS
- EXHAUST
- ACCESSORIES



HBS6214



HBS2148



HBS6916



HBS3318



HBS6912

POLARIS	
MODEL	YEARS
Part #HBS6214	
Magnum 325	2002
Trail Boss 325	2002
Xpedition 325	01-02
Magnum 330	2003
Trail Boss 330	2003
Sportsman 400	02-04
Xplorer 400	2002
Xpedition 425	01-02
ATP 500	02-05
Big Boss 500	2002
Magnum 500	02-03
Scrambler 500	02-03
Sportsman 500	02-04
Sportsman 600	2003
Sportsman 700	02-05
Series 10 PTV	2002

YAMAHA	
MODEL	YEARS
Part #HBS2148	
YFM350 Big Bear	95-99
YFM350 Moto 4 350	1995
YFM350 Warrior	96-01
YFM350 Wolverine	95-01
YFM400 Kodiak	93-99
YFM600 Grizzly	98-01

YAMAHA	
MODEL	YEARS
Part #HBS6916	
YFS200 Blaster	88-01

YAMAHA	
MODEL	YEARS
Part #HBS3318	
YFM125 Grizzly	04-13
YFM125 Raptor	11-13
YFM250 Bear Tracker	02-04
YFM250 Raptor	08-13
YFM350 Warrior	02-04
YFM350 Wolverine	02-05
YFZ 450	06-09
YFZ 450	12-13

YAMAHA	
MODEL	YEARS
Part #HBS6912	
YFM225 Moto-4	86-88
Pro Hauler 250	1989
YFM250 Moto-4	89-91
YFM350 Big Bear	87-94
YFM350 Moto 4 350	87-94
YFM350 Warrior	87-95
YFP350 Terra Pro	1988

STATORS, REGULATORS, & CDI BOXES

Stators

Stators come with a wire harness, rubber grommets, and all end connectors for a more tech friendly installation.

Regulators/Rectifiers

High quality OEM replacement regulators.

CDI Boxes

High quality OE replacement CDI boxes.



NOTE: Make sure you are certain about the application – J&M SUPPLY DOES NOT ACCEPT RETURNS FOR ELECTRICAL ITEMS.

ARCTIC CAT							
MODEL	YEAR	STATOR #	OEM REF	REGULATOR #	OEM REF	CDI BOX #	OEM REF
50	06, 08			REG480	3303-132		
50 DVX	06, 08			REG480	3303-132		
90 Utility	2005					CDI1501	3301-131
90 Utility	06-07	ST187	3305-254			CDI1502	3303-413
90 Utility	08-17	ST187	3305-254				
90 DVX	06-07	ST187	3305-254	REG480	3303-132	CDI1502	3303-413
90 DVX	08-17	ST187	3305-254	REG480	3303-132		
90 Alterra	2017			REG480	3303-132		
150 Utility	09-19	ST4894	3304-968	REG117	3303-836		
250 2x4	99-Early 01	ST739	3430-069	REG10	3530-014		
250 2x4	Late 01	ST739	3430-069	REG100	3530-034		
250 2x4	02-03	ST739	3430-069	REG10	3530-014		
250 2x4	04-05	ST739	3430-069	REG100	3530-034		
250 4X4	00-Early 01	ST739	3430-069	REG10	3530-014		
250 4x4	Late 01	ST739	3430-069	REG100	3530-034		
250 4x4	02-03	ST739	3430-069	REG10	3530-014		
250 4X4	04-05	ST739	3430-069	REG100	3530-034		
300 2x4	98-Early 01	ST739	3430-069	REG10	3530-014		
300 2x4	Late 01-03	ST739	3430-069	REG100	3530-034		
300 2X4	2005	ST739	3430-069	REG100	3530-034		
300 4x4	98-Early 01	ST739	3430-069	REG10	3530-014		
300 4x4	Late 01-05	ST739	3430-069	REG100	3530-034		
350 CR	11-12	ST185	3323-200	REG116	3306-413		
366 Auto	08-11	ST185	3430-069	REG116	3306-413		
375 Auto	2002	ST234	3430-053	REG111	3402-682	CDI5307	3530-040
400 Alterra	16-17	ST185	0802-056	REG116	3306-413		
400 Auto	98-99	ST231	3430-059	REG112	3430-037		
400 Auto	2000	ST231	3430-059	REG113	0530-137		
400 Auto	03-08	ST234	3430-053	REG111	3402-682	CDI5307	3530-040
400 Auto	13-15	ST185	0802-056	REG116	3306-413		
400 CR	13-15	ST185	0802-056	REG116	3306-413		
400 DVX	2004	ST232	3409-026	REG133	3409-046	CDI5307	3409-028
400 DVX	06-08	ST232	3409-026	REG133	3409-046	CDI5303	3409-043
400 Manual	Early 01	ST231	3430-011	REG113	0530-137		
400 Manual	Late 01-02	ST231	3430-011	REG111	3402-682		

Stators, regulators, and CDI boxes continue on the next page.

J&M ATV/UTV SUPPLY, INC. ... OVER 30 YEARS IN THE POWERSPORTS INDUSTRY

BY PHONE: 1-800-367-9603 » BY FAX: 901-377-3392 » ONLINE: WWW.JMATV.COM

- INDEX
- WIDE OPEN PARTS
- TIRES & WHEELS
- BRAKES
- AIR, OIL & FUEL
- BATTERY & ELECTRICAL**
- ENGINE
- BEARINGS
- BUSHINGS
- DRIVELINE
- AXLES
- BELTS
- CONTROLS
- TOOLS & CHEMICALS
- EXHAUST
- ACCESSORIES



STATORS, REGULATORS, & CDI BOXES

ARCTIC CAT

MODEL	YEAR	STATOR #	OEM REF	REGULATOR #	OEM REF	CDI BOX #	OEM REF
400 Manual	03-08	ST234	3430-053	REG111	3402-682	CDI5307	3530-040
400 TBX	05-06	ST234	3430-053	REG111	3402-682		
400 TRV	06-07	ST234	3430-053	REG111	3402-682		
400 TRV	10-14	ST185	0802-056	REG115/ REG115H	0824-037		
425 All	11-12	ST185	0802-056	REG116	3306-413		
450 All	10-12	ST185	0802-056	REG115/ REG115H	0824-037		
450 All	13-15			REG116	3306-413		
450 Alterra	16-17	ST185	0802-056	REG116	3306-413		
450 TRV	11-12	ST185	0802-056	REG115/ REG115H	0824-037		
450 XC	14-17	ST185	0802-056				
454 Bearcat	96-98	ST231	3430-011	REG112	3430-037		
500 Alterra	16-18	ST185	0802-056	REG116	3306-413		
500 Auto	98-99	ST231	3430-045	REG112	3430-037		
500 Auto	00-02	ST231	3430-045	REG111	3530-059		
500 Auto	03-09	ST809	3430-058	REG111	3530-059	CDI5307	3530-040
500 Auto	15-17	ST185	0802-056	REG115/ REG115H	0824-037		
500 Manual	00- Early 01	ST231	3430-011	REG113	0530-137		
500 Manual	Late 01-02	ST231	3430-011	REG111	3530-059		
500 Manual	03-09	ST809	3430-058	REG111	3530-059	CDI5307	3530-040
500 TBX	2002	ST231	3430-045	REG111	3530-059		
500 TBX	03-05	ST809	3430-058	REG111	3530-059		
500 TBX	2006	ST234	3430-053	REG111	3530-059		
500 TRV	03-06, 08	ST809	3430-058	REG111	3530-059		
500 TRV	13-15	ST185	0802-056	REG115/ REG115H	0824-037		
500 Prowler	14-15	ST4019	0802-073	REG420W/ REG420H	0824-078		
500 Prowler	17-18	ST4019	0802-073	REG116	3306-413		
500 Prowler HDX	16-17	ST4019	0802-073	REG420W/ REG420H	0824-078		
550 ATV	10-13	ST235	0802-041	REG115/ REG115H	0824-037		
550 ATV	14-17	ST4019	0802-073	REG420W/ REG420H	0824-078		
550 Prowler	09-14	ST235	0802-041	REG115/ REG115H	0824-037		
550 Prowler	2015	ST4019	0802-073	REG420W/ REG420H	0824-078		
650 V-Twin	04-06	ST158	3201-182	REG385	0430-046		
650 H1	05-11	ST234	0802-037	REG115/ REG115H	0824-037		
650 H1	10-11	ST234	0802-037	REG115/ REG115H	0824-037		
650 TBX	07, 09	ST234	0802-037	REG115/ REG115H	0824-037		
650 TRV	07-09	ST234	0802-037	REG115/ REG115H	0824-037		
650 Prowler	06-09	ST234	0802-037	REG115/ REG115H	0824-037		
700 ATV	06-08	ST646	3430-067	REG115/ REG115H			
700 ATV	08-12	ST235	0802-041	REG115/ REG115H			
700 ATV	13-19	ST4019	0802-073	REG420W/ REG420H			
700 Prowler	08-10	ST235	0802-041	REG115/ REG115H	0824-037		
700 Prowler	11-12	ST235	0802-041				

Stators, regulators, and CDI boxes continue on the next page.

STATORS, REGULATORS, & CDI BOXES



ARCTIC CAT							
MODEL	YEAR	STATOR #	OEM REF	REGULATOR #	OEM REF	CDI BOX #	OEM REF
700 Prowler	13-17	ST4019	0802-073	REG420W/ REG420H	0824-072		
700 Wildcat Trail	15-18	ST4843	3307-028	REG420W/ REG420H	0824-072		
700 Wildcat Sport	15-18	ST4843	3307-028	REG420W/ REG420H	0824-072		
1000 Thundercat	08-10	ST235	0802-041	REG115/ REG115H	0824-037		
1000 ATV	11-14	ST235	0802-041	REG115/ REG115H	0824-037		
1000 ATV	15-17	ST4019	0802-073	REG420W/ REG420H	0824-072		
1000 Prowler	09-14	ST235	0802-041	REG115/ REG115H	0824-037		
1000 Prowler	15-17	ST4019	0802-073	REG420W/ REG420H	0824-072		
1000 Wildcat	12-18	ST236	0802-064	REG420W/ REG420H	0824-072		
1000 Wildcat X	13-19	ST236	0802-064	REG420W/ REG420H	0824-072		
1000 Wildcat XX	2018			REG420W/ REG420H	0824-072		

BENNCHE							
MODEL	YEAR	STATOR #	OEM REF	REGULATOR #	OEM REF	CDI BOX #	OEM REF
500 Bighorn EFI	10-16	ST4843	3307-028				
500 Cowboy EFI	15-16	ST4843	3307-028				
700 Bighorn EFI	10-16	ST4843	3307-028				
700 Cowboy EFI	15-16	ST4843	3307-028				

CAN-AM							
MODEL	YEAR	STATOR #	OEM REF	REGULATOR #	OEM REF	CDI BOX #	OEM REF
DS50	02-06			REG1556	452061		
Quest50	2003			REG1556	452061		
DS70	08-17	ST238	V31100CJF010	REG2612	V31600CJF000		
DS90	02-06			REG1556	452061	CDI4497	A30410152000
DS90	2007			REG1556	452061		
DS90	08-17	ST238	V31100CJF010	REG2612	V31600CJF000		
Quest 90	02-03			REG1556	452061		
DS250	06-07			REG117	S31600R- CA000		
DS250	09-19	ST237	S31120R- CA000	REG117	S31600R- CA000		
330 Outlander	04-05	ST159	420685920	REG420W/ REG420H	710001908		
400 Outlander	03-15	ST159	420685920	REG115/ REG115H	710001103		
DS450	08-15	ST4851	420296323	REG4485	710000803		
450 Outlander STD	15-19	ST159	420685920	REG420W/ REG420H	710001908		
450 Outlander L/MAX/DPS/T	15-20	ST6349	420685921	REG420W/ REG420H	710001908		
500 Defender HD5	17-20	ST6349	420685921	REG420W/ REG420H	710001908		
500 Outlander STD/XT	07-09	ST159	420685920	REG420W/ REG420H	710001908		
500 Outlander STD	10-15	ST159	420685920	REG420W/ REG420H	710001908		
500 Outlander non STD	10-14	ST239	420685632				

Stators, regulators, and CDI boxes continue on the next page.

INDEX

WIDE OPEN PARTS

TIRES & WHEELS

BRAKES

AIR, OIL & FUEL

BATTERY & ELECTRICAL

ENGINE

BEARINGS

BUSHINGS

DRIVELINE

AXLES

BELTS

CONTROLS

TOOLS & CHEMICALS

EXHAUST

ACCESSORIES



STATORS, REGULATORS, & CDI BOXES

CAN-AM

MODEL	YEAR	STATOR #	OEM REF	REGULATOR #	OEM REF	CDI BOX #	OEM REF
500 Outlander non STD/non L	2015	ST159	420685920	REG420W/ REG420H	710001908		
500 Outlander L	2015	ST6349	420685921	REG420W/ REG420H	710001908		
500 Renegade	08-15	ST159	420685920	REG420W/ REG420H	710001908		
500 Traxter	99-05	ST241	420296321	REG4521	710000449		
570 Outlander STD	16-20	ST159	420685920	REG420W/ REG420H	710001908		
570 Outlander non STD	2015	ST239	420685632				
570 Outlander non STD	16-20	ST6349/ ST239	420685921/ 420685632				
570 Renegade STD	16-20	ST159	420685920	REG420W/ REG420H	710001908		
570 Renegade non STD	17-19	ST6349	420685921				
650 Outlander	06-08	ST159	420685920	REG420W/ REG420H	710001908		
650 Outlander STD	10-19	ST159	420685920	REG420W/ REG420H	710001908		
650 Outlander non STD	10-19	ST239	420685632	REG420W/ REG420H	710001908		
650 Renegade STD	19-20	ST159	420685920				
650 Renegade non STD	2018	ST239	420685632				
650 Traxter	2005	ST241	420296321	REG4521	710000449		
800 Commander	11-17	ST239	420685632	REG800H	710001191		
800 Commander	18-20	ST239	420685632				
800 Defender HD8	16-19	ST239	420685632	REG800H	710001191		
800 Maverick Trail	18-19	ST239	420685632				
800 Outlander	06-08	ST159	420685920	REG420W/ REG420H	710001908		
800R Outlander STD	09-15	ST159	420685920	REG420W/ REG420H	710001908		
800R Outlander non STD	09-15	ST239	420685632				
800/R Renegade	07-08	ST159	420685920	REG420W/ REG420H	710001908		
800R Renegade STD	10-15	ST159	420685920	REG420W/ REG420H	710001908		
800 Renegade non STD	10-15	ST239	420685632				
850 Outlander STD	16-19	ST239	420685632	REG420W/ REG420H	710001908		
850 Outlander non STD	16-17	ST239	420685632	REG420W/ REG420H	710001908		
850 Renegade STD	16-19	ST159	420685920	REG420W/ REG420H	710001908		
850 Renegade non STD	16-19	ST239	420685632	REG420W/ REG420H	710001908		
900 Maverick X3 Turbo	17-20	ST1234	420685635	REG800H	710001191		
1000 Outlander (early)	2012	ST159	420685920	REG420W/ REG420H	710001908		
1000 Outlander	12-19	ST239	420685632	REG420W/ REG420H	710001908		
1000 Renegade STD	12-19	ST159	420685920	REG420W/ REG420H	710001908		
1000 Renegade non STD	12-19	ST239	420685632				
1000 Commander	11-17	ST239	420685632	REG800H	710001191		
1000 Commander	18-19	ST239	420685632				
1000 Defender HD10	16-17	ST239	420685632	REG800H	710001191		
1000 Defender HD10	18-19	ST239	420685632				
1000 Maverick	13-18	ST239	420685632	REG800H	710001191		
1000 Maverick	2019	ST239	420685632				

Stators, regulators, and CDI boxes continue on the next page.

STATORS, REGULATORS, & CDI BOXES

CF MOTO							
MODEL	YEAR	STATOR #	OEM REF	REGULATOR #	OEM REF	CDI BOX #	OEM REF
400 CFORCE	15-16			REG420W/ REG420H	0800-177000		
500 CFORCE	14-16	ST0032	0180-032000	REG420W/ REG420H	0800-177000		
500 UFORCE	14-16	ST0032	0180-032000	REG420W/ REG420H	0800-177000		
500 ZFORCE	14-16	ST0032	0180-032000				
800 CFORCE	15-16			REG420W/ REG420H	0800-177000		
800 UFORCE	2016			REG420W/ REG420H	0800-177000		
800 ZFORCE	15-16			REG420W/ REG420H	0800-177000		

HONDA							
MODEL	YEAR	STATOR #	OEM REF	REGULATOR #	OEM REF	CDI BOX #	OEM REF
TRX90	93-05	ST600	31120-HF7-003	REG1443	32500-19A00	CDI1541	30410-HF7-008
TRX90	06-21		31120-HP2-671	REG1444	31600-HP2-671		
ATC110	84-85					CDI5343	30401-GB4-770
ATC125M	84-85		30300-968-405	REG1147	31600-968-680	CDI5343	30401-GB4-770
TRX125	1985		30300-VM6-000	REG1147	31600-968-680	CDI5344W	30401-969-013
TRX125	1986		30300-VM6-000	REG1147	31600-968-680		
TRX125	1987		31120-HC3-003	REG1145	31600-HC3-000		
TRX125	1988		31120-HC3-003	REG1145	31600-HC3-000	CDI5340	30401-HC3-003
ATC200ES	82-83		30300-958-010	REG6	31600-958-682		
ATC200ES	1984		30300-958-010	REG6	31600-958-682	CDI5344W	30410-969-013
ATC200M/S	84-85					CDI5343	30401-GB4-770
TRX200	1984		30300-958-010	REG1143	31600-VM5-000	CDI5344W	30410-969-013
TRX200D	90-97					CDI1542	30410-HF1-670
TRX200SX	86-88		31120-HB3-004	REG1144	31600-HP2-671	CDI5351	30410-HB3-018
ATC250ES	1985	ST628	31120-HA0-013	REG1146	31600-HA8-770		
ATC250ES	86-87		31120-HA0-023	REG1146	31600-HA8-770	CDI1517	30410-HA8-003
ATC250R	1985	ST3471	31120-HA2-671		31410-HA2-670	CDI1511	30410-HA2-003
ATC250R	1986	ST3471	31120-HA2-671		31410-HA2-670	CDI1515	30410-HA2-671
ATC250SX	1985		31120-HA0-023	REG1146	31600-HA8-770		
ATC250SX	86-87		31120-HA0-023	REG1146	31600-HA8-770	CDI1517	30410-HA8-003
TRX250	85-87	ST628	31120-HA0-013	REG1146	31600-HA8-770	CDI1517	30410-HA8-003
TRX250R	85-89	ST3471	31120-HA2-671		31410-KZ1-680		
TRX250R	86-87	ST3471	31120-HA2-671		31410-KZ1-680	CDI1515	30410-HA2-671
TRX250R	88-89	ST3471	31120-HA2-671		31410-KZ1-680	CDI1516	30410-HB9-770
TRX250X	87-92	ST614	31120-HC0-014		31410-KZ1-680	CDI1538	30410-HC0-003
TRX250EX	01-05	ST244	31120-HM8-004	REG12W	31600-HM8-013	CDI1548	30410-HN6-000
TRX250EX/X	06-20		31120-HN6-A31	REG12W	31600-HM8-B00	CDI1548	30410-HN6-000
TRX250 Recon	97-01	ST244	31120-HM8-004	REG12W	31600-HM8-013	CDI1539	30410-HMB-003
TRX250 Recon	02-04	ST244	31120-HM8-004	REG12W	31600-HM8-013	CDI1548	30410-HN6-000
TRX250 Recon	05-20	ST243	31120-HM8-B00	REG12W	31600-HM8-B00	CDI1548	30410-HN6-000
TRX300/FW Fourtrax	88-92	ST582 (12 Pole)	31120-HC4-014	REG4	31600-HC4-010	CDI1512	30410-HC4-770
TRX300/FW Fourtrax	88-92	ST583 (18 Pole)	31120-HC4-750	REG4	31600-HC4-010	CDI1512	30410-HC4-770
TRX300/FW Fourtrax	1993	ST582 (12 Pole)	31120-HC4-014	REG1141	31600-HC5-970	CDI1512	30410-HC4-770
TRX300/FW Fourtrax	1993	ST583 (18 Pole)	31120-HC4-750	REG1141	31600-HC5-970	CDI1512	30410-HC4-770
TRX300/FW Fourtrax	94-97	ST582 (12 Pole)	31120-HC4-014	REG1141	31600-HC5-970	CDI1540	30410-HM5-672
TRX300/FW Fourtrax	94-97	ST583 (18 Pole)	31120-HC4-750	REG1141	31600-HC5-970	CDI1540	30410-HM5-672
TRX300/FW Fourtrax	98-00	ST582 (12 Pole)	31120-HC4-014	REG1141	31600-HC5-970	CDI0300	30410-HM5-A10
TRX300/FW Fourtrax	98-00	ST583 (18 Pole)	31120-HC4-750	REG1141	31600-HC5-970	CDI0300	30410-HM5-A10
TRX300EX	93-06	ST595	31120-HM3-671	REG1140	31600-HM3-003	CDI1544	30410-HM3-003
TRX300EX/X	07-09	ST595	31120-HM3-671		31600-HM3-A61		30410-HM3-A61
ATC350X	85-86					CDI5342	30410-HA5-008
TRX350 Fourtrax	86-87	ST601	31120-HA7-671	REG322	31600-HA7-921	CDI5345	30410-HAY-672
TRX350D	87-89	ST627	31120-HA7-651	REG322	31600-HA7-921	CDI1544	30410-HA7-650

Stators, regulators, and CDI boxes continue on the next page.



INDEX

WIDE OPEN PARTS

TIRES & WHEELS

BRAKES

AIR, OIL & FUEL

BATTERY & ELECTRICAL

ENGINE

BEARINGS

BUSHINGS

DRIVELINE

AXLES

BELTS

CONTROLS

TOOLS & CHEMICALS

EXHAUST

ACCESSORIES



STATORS, REGULATORS, & CDI BOXES

HONDA							
MODEL	YEAR	STATOR #	OEM REF	REGULATOR #	OEM REF	CDI BOX #	OEM REF
TRX350 Rancher	00-05	ST623	31120-HN5-672	REG5W	31600-HN5-671	CDI5621 (Fan wire)	30400-HN5-305
TRX350 Rancher	00-05	ST623	31120-HN5-672	REG5W	31600-HN5-671	CDI5620 (No fan wire)	30410-HN5-671
TRX350 Rancher	2006	ST623	31120-HN5-672	REG5W	31600-HN5-671		
TRX400EX/X	99-04	ST590	31120-HN1-003	REG12W	31600-HM8-013	CDI1545	30410-HN1-003
TRX400EX/X	05-09	ST590	31120-HN1-003	REG12W	31600-HM8-013	CDI5618	30410-HN1-A41
TRX400X	12-14	ST590	31120-HN1-A41	REG12W	31600-HN1-A41	CDI5618	30410-HN1-A41
TRX400 Foreman	95-03	ST451	31120-HM7-014	REG5W	31600-HN5-671	CDI1547	30410-HM7-010
TRX400 Rancher	04-07	ST247	31120-HN7-003	REG590	31600-HN7-003		
TRX420 Rancher Manual	07-13	ST453	31120-HP5-A51	REG421	31600-HP5-601		
TRX420 Rancher Manual	14-19	ST454	31120-HR3-A41	REG420W/ REG420H	31600-MGZ-J01		
TRX420 Rancher Manual	20-21	ST454	31120-HR3-A42		31600-MKN-D51		
TRX420 Rancher Auto	09-14	ST455	31120-HP7-A01	REG421	31600-HP5-601		
TRX420 Rancher Auto	15-19	ST456	31120-HR3-A61	REG420W/ REG420H	31600-MGZ-J01		
TRX420 Rancher Auto	20-21	ST456	31120-HR3-A61		31600-MKN-D51		
TRX450 Foreman	98-01	ST451	31120-HM7-014	REG5W	31600-HN5-671	CDI0450	30410-HN0-A01
TRX450 Foreman	02-04	ST452	31120-HN0-671	REG52	31600-HN0-671	CDI0450	30410-HN0-A01
TRX450R (kicker)	04-05	ST126	31120-HP1-003	REG5W	31600-HN5-671	CDI1514	30410-HP1-003
TRX450R	06-09	ST245	31120-HP1-601	REG5W	31600-HN5-671	CDI1519	30410-HP1-841
TRX450ER	06-14	ST245	31120-HP1-601	REG5W	31600-KTB-003		
SXS500 Pioneer	15-19		31120-HL5-A01	REG420W/ REG420H	31600-MGZ-J01		
SXS500 Pioneer	20-21		31120-HL5-A01				
TRX500 Foreman	05-11	ST500	31120-HP0-A01	REG420W/ REG420H	31600-HP0-A01		
TRX500 Foreman	12-13	ST514	31120-HR0-F01	REG420W/ REG420H	31600-MGZ-J01		
TRX500 Foreman	14-19	ST517	31120-HR4-A42	REG420W/ REG420H	31600-MGZ-J01		
TRX520 Foreman	20-21	ST517	31120-HR4-A42		31600-MKN-D51		
TRX500 Rubicon	01-04	ST248	31120-HN2-003	REG440	31600-HN2-013		
TRX500 Rubicon	05-14	ST960	31120-HN2-A21	REG420W/ REG420H	31600-HP0-A01		
TRX500 Rubicon Auto	15-19	ST456	31120-HR3-A61	REG420W/ REG420H	31600-MGZ-J01		
TRX500 Rubicon Manual	15-19	ST517	31120-HR4-A42	REG420W/ REG420H	31600-MGZ-J01		
TRX520 Rubicon Auto	20-21	ST456	31120-HR3-A61		31600-MKN-D51		
TRX520 Rubicon Manual	20-21	ST517	31120-HR4-A42		31600-MKN-D51		
SXS520 Pioneer	2021		31120-HL5-A01		31600-MKN-D51		
TRX650 Rincon	03-05		31120-HN8-003	REG420W/ REG420H	31600-MGZ-J01		
TRX680 Rincon	06-14	ST632	31120-HN8-A62	REG420W/ REG420H	31600-HP0-A01		
TRX680 Rincon	15-21		31120-HN8-F41	REG420W/ REG420H	31600-MGZ-J01		
TRX700XX	08-09		31120-HP6-A01	REG2867	31600-HP6-A01		
MUV700 Big Red	09-13		31120-HL1-A02	REG421/ REG421H	31600-HP5-601		
SXS700 Pioneer	14-19		31120-HL3-A01	REG420W/ REG420H	31600-MGZ-J01		
SXS700 Pioneer	20-21		31120-HL3-A01		31600-MKN-D51		
SXS1000 Pioneer	16-21		31120-HL4-003		31600-HL4-A01		
SXS1000R/X Talon	19-21		31120-HL6-A02		31600-HL6-A01		

Stators, regulators, and CDI boxes continue on the next page.

STATORS, REGULATORS, & CDI BOXES



HISUN							
MODEL	YEAR	STATOR #	OEM REF	REGULATOR #	OEM REF	CDI BOX #	OEM REF
450 Sector EFI	15-17	ST4830	31120-004-0000				
450 Vector EFI	16-17	ST4830	31120-004-0000				
500 HS EFI	14-17	ST4830	31120-004-0000				
500 Vector EFI	16-17	ST4830	31120-004-0000				
550 Sector EFI	15-17	ST4830	31120-004-0000				
550 Strike EFI	2017	ST4830	31120-004-0000				
550 Vector EFI	16-17	ST4830	31120-004-0000				
700 HS EFI	14-17	ST4830	31120-004-0000				
700 Vector EFI	2016	ST4830	31120-004-0000				
750 HS EFI	16-17	ST4830	31120-004-0000				
750 Sector EFI	15-17	ST4830	31120-004-0000				
750 Vector EFI	16-17	ST4830	31120-004-0000				

KAWASAKI							
MODEL	YEAR	STATOR #	OEM REF	REGULATOR #	OEM REF	CDI BOX #	OEM REF
KFX50	07-17	ST719	21003-Y003				
KFX80	03-06	ST412	21003-S005				
KFX90	07-20	ST6987	21003-Y005				
KLF110 Mojave	87-88		21003-1156	REG2	21066-1052		
KLF185 Bayou	85-87		21003-1134	REG2	21066-1052		
KLF220 Bayou	88-95	ST720	21003-1262	REG3	21066-1038	CDI4996	21119-1226
KLF220 Bayou	96-02	ST711	21003-1287	REG3	21066-1038		21119-1457
KLF250 Bayou	03-11	ST711	21003-1287	REG3	21066-1038		21119-1457
KSF250 Mojave	87-04	ST714	21003-1155	REG1443	21066-1072		
KXT250 Tecate	84-87	ST705H	21003-1176		21119-1074		
KEF300 Lakota	95-03	ST210	21003-1276	REG1	21066-1089	CDI5341R	21119-1369
KLF300A Bayou	86-87	ST209	21003-1128	REG11	21066-1055	CDI2006	21119-1193
KLF300B/C Bayou	1988	ST210	21003-1276	REG11	21066-1055	CDI5341R	21119-1369
KLF300B/C Bayou	89-91	ST210	21003-1276	REG11	21066-1055	CDI5341R	21119-1369
KLF300B/C Bayou	92-04	ST210	21003-1276	REG1	21066-1089	CDI5341R	21119-1369
KVF300 Prairie	99-02	ST721	21003-1343	REG31	21066-1112		
KVF300 Brute Force	12-21	ST4839	21003-Y007	REG4493	21066-Y002		
KVF360 Prairie	03-12	ST715	21003-1345	REG31	21066-0047		
KFX400	03-04	ST205	21003-S006	REG133	21066-0017	CDI5307	21119-S005
KFX400	05-06	ST205	21003-S006	REG133	21066-0017	CDI5303	21119-S010
KLF400 Bayou 4x4	93-99	ST212	21003-1243	REG51	21066-1078	CDI5308	21119-1341
KVF400 Prairie	97-98	ST718	21003-1300	REG51	21066-1078		
KVF400 Prairie	99-02	ST715	21003-1345	REG31	21066-0047		
KFX450R	08-14	ST314	21003-0067	REG133	21066-0017	CDI5304	21175-0099
KVF650 Prairie	02-03	ST710	21003-0012	REG31	21066-1112		
KVF650i Brute Force IRS	06-13	ST710	21003-0012	REG115/ REG115H	21066-0030		
KVF650 Brute Force SRA	05-13	ST710	21003-0092	REG31	21066-0047		
KVF700 Prairie	04-06	ST710	21003-1359	REG31	21066-1112		
KFX700	04-09	ST710	21003-0003	REG31	21066-0047	CDI5305	21119-0032
KVF750i Brute Force IRS	05-07	ST710	21003-0012	REG115/ REG115H	21066-1127		
KVF750i Brute Force IRS	08-11	ST712	21003-0071	REG115/ REG115H	21066-0030		

Stators, regulators, and CDI boxes continue on the next page.

- INDEX
- WIDE OPEN PARTS
- TIRES & WHEELS
- BRAKES
- AIR, OIL & FUEL
- BATTERY & ELECTRICAL
- ENGINE
- BEARINGS
- BUSHINGS
- DRIVELINE
- AXLES
- BELTS
- CONTROLS
- TOOLS & CHEMICALS
- EXHAUST
- ACCESSORIES



STATORS, REGULATORS, & CDI BOXES

KAWASAKI

MODEL	YEAR	STATOR #	OEM REF	REGULATOR #	OEM REF	CDI BOX #	OEM REF
KVF750i Brute Force IRS	12-20	ST717	21003-0167	REG420W/ REG420H	21066-0022		
KRF750 Teryx	08-12	ST712	21003-0099	REG115/ REG115H	21066-0030		
KRF750 Teryx	2013		21003-0167	REG115/ REG115H	21066-0030		
KRT750 Teryx 4	12-13	ST717	21003-0167	REG420W/ REG420H	21066-0771		
KRF800 Teryx	14-20	ST800	21003-0166	REG420W/ REG420H	21066-0771		
KRT800 Teryx 4	14-20	ST800	21003-0166	REG420W/ REG420H	21066-0771		
KAF300 Mule 500	91-96		59031-2097	REG1	21066-2004		
KAF300 Mule 520	00-01		59031-2097	REG1	21066-2004		
KAF300 Mule 550	97-04		59031-2097	REG1	21066-2004		
KAF400 Mule 600/610	09-16		59031-2132	REG245	21066-0039		
KAF400 Mule SX/XC	17-21		59031-2132	REG245	21066-0039		
KAF450 Mule 1000	94-97	ST249	21003-1174		21066-1063		
KAF540 Mule 2000/2010/2020 Gas	All		59031-1052	REG1	21066-2056		
KAF620 Mule 2500/2510/2520 Gas	All		59031-2103	REG1	21066-2056		
KAF950 Mule 2510 Diesel	All	ST713	21001-1176		21066-1122		
KAF620 Mule 3000/3010 Gas	01-08		59031-2126	REG115/ REG115H	21066-1127		
KAF950 Mule 3010 Diesel 4x4	04-08	ST713	21001-1176		21066-1122		
KAF620 Mule 4000/4010 Gas	09-20		59031-2136	REG115/ REG115H	21066-0717		
KAF950 Mule 4010 Diesel 4x4	09-13	ST713	21001-1176		21066-1122		

KUBOTA

MODEL	YEAR	STATOR #	OEM REF	REGULATOR #	OEM REF	CDI BOX #	OEM REF
RTV500	08-17			REG53	15331-64603		
RTV900	All	ST935*	K7561-61913				
RTV1100	All	ST936*	K7711-61902				

KEY

* Alternator

KYMCO

MODEL	YEAR	STATOR #	OEM REF	REGULATOR #	OEM REF	CDI BOX #	OEM REF
MXU500	07-16			REG116	31600-LDB5-E00		
UXV500	09-16			REG116	31600-LDB5-E00		

Stators, regulators, and CDI boxes continue on the next page.

NOTE: Make sure you are certain about the application — J&M SUPPLY DOES NOT ACCEPT RETURNS FOR ELECTRICAL ITEMS.

PLACE YOUR ORDER WITH US ...

BY PHONE: 1-800-367-9603 » BY FAX: 901-377-3392 » ONLINE: WWW.JMATV.COM

STATORS, REGULATORS, & CDI BOXES



MASSIMO							
MODEL	YEAR	STATOR #	OEM REF	REGULATOR #	OEM REF	CDI BOX #	OEM REF
500 Alligator EFI	15-16	ST4830	31120-004-0000				
500 Knight EFI	2016	ST4830	31120-004-0000				
500 MSU EFI	15-16	ST4830	31120-004-0000				
550 Alligator EFI	15-16	ST4830	31120-004-0000				
700 Alligator EFI	15-16	ST4830	31120-004-0000				
700 Knight EFI	2016	ST4830	31120-004-0000				
700 MSU EFI	2015	ST4830	31120-004-0000				

POLARIS							
MODEL	YEAR	STATOR #	OEM REF	REGULATOR #	OEM REF	CDI BOX #	OEM REF
50 Outlaw	08-18	ST549	0454949	REG703	0454003		
50 Predator	04-06	ST550	0450999		0450553	CDI5507	0451021
50 Predator	2007	ST549	0454949	REG703	0454003		
50 Scrambler	01-02	ST550	0450999	REG1556	0452061		
50 Scrambler	2003	ST550	0450999	REG1556	0452061	CDI5507	0451021
90 Outlaw	07-16	ST549	0454949	REG703	0454003		
90 Predator	03-06	ST550	0450999	REG1556	0452061	CDI5506	0451018
90 Scrambler	01-02	ST550	0450999	REG1556	0452061		
90 Scrambler	2003	ST550	0450999	REG1556	0452061	CDI5506	0451018
90 Sportsman	01-02	ST550	0450999	REG1556	0452061		
90 Sportsman	03-06	ST550	0450999	REG1556	0452061	CDI5506	0451018
90 Sportsman	07-16	ST549	0454949	REG703	0454003		
110 Sportsman	16-20	ST6983	0455121	REG4420	0455032		
150 Ace	17-19		3050095	REG420W/ REG420H	4012941		
150 Ranger	18-20		3050095	REG420W/ REG420H	4012941		
170 RZR	09-14	ST549	0454949	REG703	0454003		
170 RZR	15-19	ST4230	0455068	REG4420	0455032		
200 Phoenix	2005	ST207	0454947	REG1557	0452760	CDI5505	0452310
200 Phoenix	06-08	ST207	0454947	REG1557	0452760	CDI5508	0453100
200 Phoenix	09-20	ST207	0454947	REG1557	0452760		
200 Sawtooth	06-07	ST207	0454228	REG1557	0452760	CDI5508	0453100
250 Trail Blazer	90-95	ST722	3083979	REG594	4060122		
250 Trail Blazer	96-97	ST722	3083979	REG2097	4060087	CDI1536	3084790
250 Trail Blazer	1998	ST722	3083979	REG2097	4060087		

- INDEX
- WIDE OPEN PARTS
- TIRES & WHEELS
- BRAKES
- AIR, OIL & FUEL
- BATTERY & ELECTRICAL
- ENGINE
- BEARINGS
- BUSHINGS
- DRIVELINE
- AXLES
- BELTS
- CONTROLS
- TOOLS & CHEMICALS
- EXHAUST
- ACCESSORIES

NOTE: Make sure you are certain about the application — J&M SUPPLY DOES NOT ACCEPT RETURNS FOR ELECTRICAL ITEMS.

Stators, regulators, and CDI boxes continue on the next page.



STATORS, REGULATORS, & CDI BOXES

POLARIS							
MODEL	YEAR	STATOR #	OEM REF	REGULATOR #	OEM REF	CDI BOX #	OEM REF
250 Trail Blazer	99-03	ST722	3083979	REG2555	4060208	CDI1534	3083977
250 Trail Blazer	04-06	ST722	3083979			CDI1534	3083977
250 Trail Boss	1988	ST722	3083979			CDI1535	3083910
250 Trail Boss	89-98	ST722	3083979	REG2097	4060087	CDI1534	3083977
250 Xplorer	00-02	ST722	3083979	REG2555	4060208	CDI1534	3083977
300 Hawkeye	06-07	ST567	3089853	REG516H	4011182		
300 Hawkeye	2008	ST567	3089853	REG516H	4011182	CDI1576	3089978
300 Hawkeye	2009	ST567	3089853	REG516H	4011182	CDI0500W	3090232
300 Hawkeye	10-11	ST567	3089853	REG516H	4011182	CDI1576	3089978
300 Sportsman	08-10	ST567	3089853	REG516H	4011182	CDI1576	3089978
300 Trail Boss	94-95	ST727	3084814	REG2097	4060087		
300 Xplorer	96-99	ST727	3084814	REG2097	4060087		
300 Xplorer	00-02	ST722	3083979	REG2555	4060208	CDI1534	3083977
300 Xpress	1996	ST727	3084814	REG2097	4060087	CDI1509	3086982
300 Xpress	97-99	ST727	3084814	REG2097	4060087		
325 Ace	2016	ST900	4014402	REG830H	4014029		
325 Ranger ETX	15-16	ST900	4014402	REG420W/ REG420H			
325 Sportsman ETX	2015	ST900	4014402	REG823	4015230		
325 Magnum	00-02	ST562	3086458	REG2099	4060191	CDI1506	3086464
325 Trail Boss	00-02	ST562	3086904	REG2099	4060191	CDI1506	3086464
325 Xpedition	00-02	ST562	3086904	REG2099	4060191		
330 ATP	04-05	ST563	3089275				
330 Magnum	03-06	ST563	3089275				
330 Trail Blazer	08-09	ST563	3089275				
330 Trail Blazer	10-13	ST730	3090278	REG595H	4012192		
330 Trail Boss	03-09	ST563	3089275				
330 Trail Boss	10-13	ST730	3090278	REG595H	4012192		
335 Sportsman	99-00	ST553	3086232	REG2099	4060191	CDI1537	3085639
335 Worker	1999	ST553	3086232	REG2099	4060191	CDI1537	3085639
400L	94-95	ST554	3084763	REG2300	4060133	CDI1509	3086982
400L Big Boss	95-97	ST554	3084763	REG2300	4060133		
400 Hawkeye HO	12-14	ST560/ST323	3089965	REG595H	4012192	CDI0500W	3089238
400 Ranger (Carb)	10-14	ST560/ST323	3089965	REG595H	4012192	CDI0500W	3090232
400 Scrambler 4x4	95-99	ST725	3084785	REG2097	4060087	CDI1536	3084790
400 Scrambler 4x4	00-02	ST725	3084785	REG2555	4060208	CDI1536	3084790
400 Sport	1995	ST554	3084763	REG2097	4060087		
400L Sport	94-97	ST725	3084785	REG2097	4060087	CDI1536	3084790
400L Sport	98-99	ST725	3084785	REG2097	4060087		
400 Sportsman	1993			REG2097	4060087		
400 Sportsman	94-96	ST554	3084763	REG2300	4060133	CDI1509	3086982
400 Sportsman	1997	ST725	3084785	REG2300	4060133	CDI1509	3086982
400 Sportsman	01-02	ST553	3086232	REG2099	4060191	CDI1537	3085639
400 Sportsman	2003	ST556	3087168	REG2100W/ REG561	4010796	CDI0501	3087169
400 Sportsman (BEFORE 10/27/03)	2004	ST556	3087168	REG2100W/ REG561	4010796	CDI0500W	3089238
400 Sportsman	2004	ST560	3089965	REG2100W/ REG561	4010796	CDI0501	3087169
400 Sportsman	2005	ST560	3089965			CDI0500W	3089238
400 Sportsman	2008	ST560/ST323	3089965	REG516H	4011182		
400 Sportsman	09-10	ST560/ST323	3089965	REG516H	4011182	CDI0500W	3089238
400 Sportsman	11-14	ST560/ST323	3089965	REG595H	4012192	CDI0500W	3090232
400 Trail Blazer	2003	ST725	3084785	REG2555	4060208		
400 Xplorer	95-97	ST554	3084763	REG2300	4060133	CDI1509	3086982
400 Xplorer	00-02	ST554	3084763	REG2099	4060191	CDI1509	3086982
400L Xplorer	96-98	ST554	3084763	REG2300	4060133	CDI1509	3086982
400L Xpress	96-97	ST554	3084763	REG2300	4060133	CDI1509	3086982
425 Magnum 2X4	95-98	ST553	3086232	REG2300	4060133	CDI1537	3085639
425 Magnum 4X4	95-97	ST553	3086232	REG2300	4060133	CDI1537	3085639
425 Magnum 4X4	98-99	ST553	3086232	REG2099	4060191	CDI1537	3085639
425 Magnum 6X6	96-97	ST553	3086232	REG2300	4060133	CDI1537	3085639

Stators, regulators, and CDI boxes continue on the next page.

STATORS, REGULATORS, & CDI BOXES

POLARIS							
MODEL	YEAR	STATOR #	OEM REF	REGULATOR #	OEM REF	CDI BOX #	OEM REF
425 Xpedition	00-02	ST553	3086232	REG2099	4060191		
450 Outlaw	08-10	ST724	4011866	REG242	4012536	CDI1549	4011668
450 Sportsman	06-07	ST560	3089965				
450 Sportsman HO	16-19	ST900	4014406	REG823	4015230		
500 Ace	17-18	ST900	4014406	REG834H			
500 ATP	2004	ST556	3087168	REG2100W/ REG561	4010796	CDI0501	3087169
500 ATP	2005	ST560	3089965			CDI0500W	3089238
500 Magnum	99-00	ST551	3086821	REG2098W	4060173	CDI1537	3085639
500 Magnum	01-03	ST552	3086984	REG2098W	4060173	CDI1537	3085639
500 Outlaw	2006			REG242	4012536		
500 Outlaw	2007			REG242	4012536	CDI1503	3089613
500 Predator	03-04	ST723	3088159	REG242	4012536	CDI1500	3088052
500 Predator	05-07	ST726	3089612	REG242	4012536	CDI1503	3089613
500 Ranger	2002			REG2098W	4060173	CDI0501	3087169
500 Ranger	2003	ST556	3087168	REG2098W	4060173	CDI1537	3085639
500 Ranger	2004			REG2058	4010929	CDI0500W	3089238
500 Ranger (Carb)	05-08	ST557	3089579			CDI0500W	3089238
500 Ranger (Carb)	2009	ST557	3089579			CDI0500W	3089238
500 Ranger (Carb)	2009	ST323	3090061			CDI0500W	3089238
500 Ranger EFI	06-07	ST557	3089579				
500 Ranger EFI	08-09	ST557	3089579	REG826/ REG826H	4011925		
500 Ranger EFI	10-13	ST557	3089579	REG596H	4012748		
500 Ranger EFI	17-20	ST900	4014839	REG835H	4014856		
500 Ranger 6X6	1999	ST551	3086821	REG2098W	4060173	CDI1537	3085639
500 Ranger 6X6	2003	ST552	3086984	REG2098W	4060173	CDI1537	3085639
500 Scrambler 4X4	97-99	ST551	3086821	REG2098W	4060173	CDI1537	3085639
500 Scrambler 4X4	2000	ST551	3086821			CDI1537	3085639
500 Scrambler 4X4	2000	ST552	3086984			CDI1509	3086982
500 Scrambler 4X4	2001	ST552	3086984	REG2098W	4060173	CDI1509	3086982
500 Scrambler 4X4	2002	ST552	3086984	REG2098W	4060173	CDI1509	3086982
500 Scrambler 4X4	2002	ST556	3087168	REG2098W	4060173	CDI1509	3086982
500 Scrambler 4X4	2003	ST556	3087168	REG2100W/ REG561	4010796	CDI0501	3087169
500 Scrambler 4X4	04-08	ST560	3089965				3089238
500 Scrambler 4X4	2009	ST323	3089249				3089238
500 Scrambler 4X4	2009	ST560	3089965				3089238
500 Scrambler 4X4	10-12	ST560	3089965	REG595H	4012192		
500 Sportsman	96-97	ST553	3086860	REG2300	4060133	CDI1537	3085639
500 Sportsman	98-99	ST551	3086821	REG2098W	4060173	CDI1537	3085639
500 Sportsman	2000	ST551	3086821	REG2098W	4060173	CDI1537	3085639
500 Sportsman	2000	ST552	3086984	REG2098W	4060173	CDI1537	3085639
500 Sportsman	2001	ST552	3086984	REG2098W	4060173	CDI1537	3085639
500 Sportsman	2002	ST552	3086984	REG2098W	4060173	CDI1537	3085639
500 Sportsman	2002	ST556	3087168	REG2098W	4060173	CDI1537	3085639
500 Sportsman	2003	ST556	3087168	REG2100W/ REG561	4010796	CDI0501	3087169
500 Sportsman (BEFORE 10/27/03)	2004	ST560	3089965	REG2100W/ REG561	4010796	CDI0500W	3089238
500 Sportsman	2004	ST560	3089965	REG2100W/ REG561	4010796	CDI0501	3087169
500 Sportsman	05-06	ST560	3089965			CDI0500W	3089238
500 Sportsman	08-09	ST557	3089959	REG826/ REG826H	4011925		
500 Sportsman HO (Carb)	2001	ST552	3086984	REG2098W	4060173		
500 Sportsman HO (Carb)	2002	ST552	3086984	REG2098W	4060173		
500 Sportsman HO (Carb)	2002	ST556	3087168	REG2098W	4060173		
500 Sportsman HO (Carb)	2003	ST556	3087168	REG2100W/ REG561	4010796	CDI0501	3087169
500 Sportsman HO (Carb)	04-05	ST560	3089965			CDI0500W	3089238
500 Sportsman HO (Carb)	2006	ST560	3089965			CDI0500W	3089238

- INDEX
- WIDE OPEN PARTS
- TIRES & WHEELS
- BRAKES
- AIR, OIL & FUEL
- BATTERY & ELECTRICAL
- ENGINE
- BEARINGS
- BUSHINGS
- DRIVELINE
- AXLES
- BELTS
- CONTROLS
- TOOLS & CHEMICALS
- EXHAUST
- ACCESSORIES

Stators, regulators, and CDI boxes continue on the next page.

STATORS, REGULATORS, & CDI BOXES



POLARIS							
MODEL	YEAR	STATOR #	OEM REF	REGULATOR #	OEM REF	CDI BOX #	OEM REF
500 Sportsman HO (Carb)	2007						
500 Sportsman HO (Carb)	2008	ST560	3089965				
500 Sportsman HO (Carb)	2009	ST560	3089965	REG595H	4012192		
500 Sportsman HO (Carb)	2010			REG595H	4012192		
500 Sportsman HO EFI	2006	ST557	3089959				
500 Sportsman HO EFI	2007						
500 Sportsman HO EFI	2008	ST557	3089959	REG826/ REG826H	4011925		
500 Sportsman HO EFI	2009	ST557	3089959				
500 Sportsman HO EFI	2010	ST323	3089249				
500 Sportsman HO EFI	2010	ST557	3089959				
500 Sportsman HO EFI	2011	ST323	3089249				
500 Sportsman HO EFI	12-13	ST560	3089965	REG595H	4012192		
500 Sportsman X2 EFI	06-09	ST557	3089959	REG826/ REG826H	4011925		
500 Worker	1999	ST551	3085561	REG2098W	4060173	CDI1537	3085639
500 Worker	2000					CDI1537	3085639
500 Worker	2001	ST552	3086984	REG2098W	4060173	CDI1537	3085639
500 Worker	2002	ST552	3086984			CDI1537	3085639
500 Worker	2002	ST556	3087168			CDI1537	3085639
500 Xplorer	1997	ST553	3086232	REG2300	4060133	CDI1537	3085639
525 Outlaw	07-11	ST724	4011866	REG242	4012536	CDI1549	4011668
550 Sportsman	2009	ST540	3090155	REG822H	4011636		
550 Sportsman	10-14	ST540	3090155	REG823	4012678		
570 Ace	16-19	ST900	4014839	REG835H	4014856		
570 Ranger	14-15	ST900	4013970	REG420W/ REG420H	4012941		
570 Ranger	16-20	ST900	4013970	REG835H	4014856		
570 RZR	2012	ST900	4013970	REG830H	4015229		
570 RZR	13-16	ST900	4013970	REG420W/ REG420H	4012941		
570 RZR	17-20	ST900	4013970	REG835H	4014856		
570 Sportsman	14-19	ST900	4014839	REG823	4014543		
570 Sportsman	20-21	ST900	4014839	REG835H	4014856		
600 Sportsman	03-04	ST561	4011103	REG2100W/ REG561	4010796		
600 Sportsman	2005	ST561	4011103				
700 Ranger	2005	ST559	4010911				
700 Ranger	2006	ST564	4011399				
700 Ranger	07-09	ST564	4011399	REG826/ REG826H	4011925	CDI1510	4011599
700 Sportsman Carb	2002	ST561	4011103			CDI2500	4010696
700 Sportsman Carb	03-04	ST561	4011103	REG2100W/ REG561	4010796	CDI2500	4010696
700 Sportsman Carb	05-06	ST561	4011103				
700 Sportsman EFI	02-03	ST561	4011103				
700 Sportsman EFI	2004	ST561 (12 Pole)	4011103				
700 Sportsman EFI	2004	ST559 (18 Pole)	4010911				
700 Sportsman EFI	05-06	ST561 (12 Pole)	4011103	REG819/ REG819H	4010538		
700 Sportsman EFI	05-06	ST559 (18 Pole)	4010911	REG819/ REG819H	4010538		
700 Sportsman EFI	2007	ST565	4011609	REG826/ REG826H	4011925	CDI1510	4011599
700 Sportsman X2 EFI	2008	ST564	4011399	REG826/ REG826H	4011925		
800 Ranger	10-14	ST564	4011982	REG596H	4012748	CDI1510	4011599
800 RZR	08-09	ST564	4011399	REG826/ REG826H	4012384	CDI1510	4011599
800 RZR	2010	ST564	4011982	REG596H	4012748	CDI1510	4011599

Stators, regulators, and CDI boxes continue on the next page.





POLARIS							
MODEL	YEAR	STATOR #	OEM REF	REGULATOR #	OEM REF	CDI BOX #	OEM REF
800 RZR	11-14	ST564	4014034	REG420W/ REG420H	4012941		
800 Sportsman EFI	05-06	ST559	4010911	REG819/ REG819H	4010538		
800 Sportsman EFI	2007	ST565	4011609	REG826/ REG826H	4011925	CDI1510	4011599
800 Sportsman EFI	08-09	ST564	4011982	REG826/ REG826H	4011925	CDI1510	4011599
800 Sportsman EFI	10-14	ST564	4011982	REG596H	4012748	CDI1510	4011599
850 Scrambler	14-16	ST729	4014006	REG823	4012678		
850 Scrambler	17-20	ST900	4014839	REG835H	4014856		
850 Sportsman	09-16	ST729	4011427	REG823	4012678		
850 Sportsman	17-19	ST900	4014839	REG835H	4014856		
900 Ace	16-19	ST900	4014839	REG835H	4014856		
900 Ranger	13-15	ST900	4014839	REG832H	4015816		
900 Ranger	16-19	ST900	4014839	REG835H	4014856		
900 RZR	11-12	ST728	4013224	REG829H	4013231		
900 RZR	13-14	ST900	4014839	REG830H	4015229		
900 RZR	15-20	ST900	4014839	REG832H	4015816		
925 RZR Turbo	16-17	ST900	4014839	REG832H	4015816		
925 RZR Turbo	18-20	ST900	4017285	REG420W/ REG420H	4012941		
925 RZR Pro XP	2020		4017285	REG420W/ REG420H	4012941		
1000 General	16-20	ST900	4014839	REG835H	4014856		
1000 Ranger XP	17-18	ST900	4014839	REG835H	4016868		
1000 Ranger Diesel	14-17			REG835H	4014856		
1000 RZR	14-16	ST900	4014839	REG830H	4014856		
1000 RZR	17-20	ST900	4014839	REG835H	4014856		
1000 Scrambler	14-16	ST729	4014006	REG823	4012678		
1000 Scrambler	17-20	ST900	4014839	REG835H	4016868		
1000 Sportsman	2015	ST729	4014006	REG823	4012678		
1000 Sportsman	2016	ST900	4014839	REG823	4012678		
1000 Sportsman	17-20	ST900	4014839	REG835H	4016868		

SUZUKI							
MODEL	YEAR	STATOR #	OEM REF	REGULATOR #	OEM REF	CDI BOX #	OEM REF
LTZ50	07-20	ST407	32101-08H00	REG4513	32800-47E00	CDI5302	32900-08H00
LT80	87-95	ST412	32101-40B00				
LT80	96-06	ST412	32101-40B00			CDI5012	32900-40B00
LTZ90	07-18	ST407	32101-08H00	REG4640	32800-08H01		
LT160E Quadrunner	89-01	ST735	32101-02C00	REG8	32800-13E11	CDI0108	32900-02C10
LT160 Quadrunner	03-04			REG8	32800-13E11		
LT230E/G Quadrunner	85-93			REG7	32800-49430		
LT250EF	85-86	ST815	32101-24512	REG0246	32800-24501		
LT250R Quadracracer	85-92	ST251	32101-43B00	REG1443	32500-19A00		
LT250 Quadrunner	88-01	ST739	32101-19B30	REG7	32800-49430		
LT250 Quadrunner	2002	ST739	32101-19B30	REG100	32800-29B10		
LT-F250 Quadrunner 4x4	88-01	ST739	32101-19B10	REG7	32800-49430		32900-19B50
LT-F250 Quadrunner 4x4	2002	ST739	32101-19B30	REG100	32800-29B10		32900-19B50
LT-F250 Ozark	02-14	ST731	32101-05G00	REG133	21066-0042		
LTZ250 QuadSport	04-09	ST731	32101-05G00	REG133	21066-0042	CDI5306	32900-05G10
LT-F4WD 300 King Quad	87-90	ST739	32101-19B10	REG8	32800-19B11		
LT-F4WD 300 King Quad	91-95	ST739	32101-19B10	REG8	32800-19B11	CDI2219	32900-19B30
LT-F4WD 300 King Quad	96-01	ST739	32101-19B10	REG8	32800-19B11		32900-19B40
LT-F300 King Quad	2002	ST739	32101-19B30	REG100	32800-29B10		32900-19B40
LTZ400	03-04	ST205	32101-07G00	REG133	32800-05F20	CDI5307	32900-07G00
LTZ400	05-08	ST205	32101-07G00	REG133	32800-05F20	CDI5303	32900-07G10
LTZ400	09-14	ST733	32101-33H00	REG12W	32800-05G00		
LTA 400 Eiger Auto	02-07	ST234	32101-38F00	REG115/ REG115H	32800-42F10		

Stators, regulators, and CDI boxes continue on the next page.



- INDEX
- WIDE OPEN PARTS
- TIRES & WHEELS
- BRAKES
- AIR, OIL & FUEL
- BATTERY & ELECTRICAL
- ENGINE
- BEARINGS
- BUSHINGS
- DRIVELINE
- AXLES
- BELTS
- CONTROLS
- TOOLS & CHEMICALS
- EXHAUST
- ACCESSORIES

STATORS, REGULATORS, & CDI BOXES

SUZUKI

MODEL	YEAR	STATOR #	OEM REF	REGULATOR #	OEM REF	CDI BOX #	OEM REF
LTF400 Eiger Manual	03-07	ST234	32101-38F00	REG115/ REG115H	32800-42F10		
LTA400 King Quad Auto	08-20	ST732	32101-27H10	REG115/ REG115H	32800-42F10		
LTF400 King Quad Manual	08-20	ST732	32101-27H10	REG115/ REG115H	32800-42F10		
LTR450 QuadRacer	06-09	ST806	32101-45G11	REG12W	32800-05G11	CDI5310	32920-45G10
LTA450X King Quad	07-10	ST734	32101-11H00	REG115/ REG115H	32800-42F10		
LT500R Quadzilla	87-90	ST251	32101-19A00	REG1443	32500-19A00		
LT-F500F Quadrunner	98-99	ST231	32101-09F00	REG218	32800-33E00		
LT-F500F Quadrunner	2000	ST231	32101-09F00	REG242	32800-44D31		
LT-F500F Quadrunner	01-02	ST231	32101-09F00	REG243	32800-44D11		
LT-A500F Quadmaster Auto	2000	ST231	32101-09F01	REG242	32800-44D31		
LT-A500F Quadmaster Auto	2001	ST231	32101-09F01	REG242	32800-44D31		
LT-A500F Quadmaster Auto	2001	ST231	32101-09F01	REG243	32800-44D11		
LTA500F Vinson Auto	02-07	ST809	32101-08F40	REG115/ REG115H	32800-42F10		
LTA500F Vinson Manual	04-07	ST809	32101-09F30	REG115/ REG115H	32800-42F10		
LTA500X King Quad	09-18	ST734	32101-11H00	REG115/ REG115H	32800-42F10		
LTA500 King Quad AXI	19-20	ST6985	32101-35K00	REG420W/ REG420H	32800-26J02		
LTV700F Twin Peaks	04-05	ST710	K2100-31359	REG31	21066-0047		
LTA700X King Quad	05-07	ST814	32101-31G00	REG115/ REG115H	32800-42F10		
LTA750X King Quad	08-17	ST814	32101-31G00	REG115/ REG115H	32800-42F10		
LTA750X King Quad	18-19			REG420W/ REG420H	32800-26J02		

YAMAHA

MODEL	YEAR	STATOR #	OEM REF	REGULATOR #	OEM REF	CDI BOX #	OEM REF
YFM50 Raptor	04-08	ST172	4EM-85560-10-00	REG012	3GB-81960-10-00	CDI5350	5YF-85540-00-00
YFM80 Moto 4	85-88	ST4906	55X-85560-M0-00				
YFM80 Badger	92-94	ST4947	3GB-85560-10-00				
YFM80 Badger	95-96	ST172	4EM-85560-10-00			CDI5380	4EM-85540-10-00
YFM80 Badger	97-01	ST172	4EM-85560-10-00	REG012	3GB-81960-10-00	CDI5380	4EM-85540-10-00
YFM80 Grizzly	05-08	ST172	4EM-85560-10-00	REG012	3GB-81960-10-00	CDI5380	4EM-85540-10-00
YFM80 Raptor	02-08	ST172	4EM-85560-10-00	REG012	3GB-81960-10-00	CDI5380	4EM-85540-10-00
YFM90R Raptor	09-13		43D-H5510-00-00			CDI5390	43D-H5540-00-00
YFA125 Breeze	97-04			REG012	3GB-81960-10-00		
YFM125 Grizzly	04-13	ST125	1C5-81410-00-00	REG12W	5GT-81960-00-00		
YFM125R Raptor	11-13	ST127	2PA-H1410-01-00			CDI5300	2PA-85540-00-00
YFM200 Moto 4	86-88			REG402	29U-81960-90-00	CDI2157	29U-85540-21-00
YFS200 Blaster	88-02	ST229**	5VM-85560-00-00	REG1443	82F-81910-A0-00	CDI5368	3FL-85540-10-00
YFS200 Blaster	03-06	ST229**	5VM-85560-00-00	REG1443	82F-81910-A0-00		
YTM200E Tri Moto	83-85			REG402	29U-81960-90-00		
YFM225 Moto 4	86-88	ST902	59V-85510-20-00	REG1440	1YW-81960-A0-00	CDI2162	59V-85540-21-00
YFM250 Moto 4	89-91	ST902	59V-85510-20-00	REG1440	1YW-81960-A0-00	CDI5358	59A-85540-00-00
YFB250 Timberwolf	92-93	ST920	4BD-85510-00-00				
YFB250 Timberwolf	94-96	ST912	4BD-85510-20-00	REG1442	4GB-81960-00-00	CDI5359	4BD-85540-10-00
YFB250 Timberwolf	97-00	ST912	4BD-85510-20-00	REG1441	4KB-81960-02-00	CDI5359	4BD-85540-10-00
YFM250 Bear Tracker	99-00	ST912	4BD-85510-20-00	REG1441	4KB-81960-02-00	CDI5359	4BD-85540-10-00
YFM250 Bear Tracker	01-04	ST905	4XE-81410-00-00	REG12W	5GT-81960-00-00	CDI5311	4XE-85540-00-00
YFM250 Bruin	05-06	ST905	1PO-H1410-00-00	REG12W	5GT-81960-00-00	CDI5369	1PO-85540-00-00
YFM250 Big Bear	07-09	ST905	1PO-H1410-00-00	REG12W	5GT-81960-00-00	CDI5369	1PO-85540-00-00

Stators, regulators, and CDI boxes continue on the next page.

STATORS, REGULATORS, & CDI BOXES

YAMAHA							
MODEL	YEAR	STATOR #	OEM REF	REGULATOR #	OEM REF	CDI BOX #	OEM REF
YFM250 Raptor	08-13	ST252	4D3-81410-00-00	REG12W	5GT-81960-00-00		
YFM350 Moto-4	87-89	ST221	1YW-85510-21-00	REG1440	59V-81960-A0-00		
YFM350 Moto-4	90-94	ST214	3HN-85510-00-00	REG1440	59V-81960-A0-00	CDI5312	3HN-85540-10-00
YFM350 Moto 4	1995	ST215	4GB-85510-00-00	REG1442	4GB-81960-00-00		
YFM350 Big Bear 2X4	96-98	ST215	4GB-85510-00-00	REG1441	4KB-81960-02-00		
YFM350 Big Bear 2X4	1999	ST217	4KB-85510-12-00	REG1441	4KB-81960-02-00		
YFM350 Big Bear 4x4	1987	ST221	1YW-85510-21-00	REG1440	59V-81960-A0-00		
YFM350 Big Bear 4x4	88-89	ST213	1UY-85510-20-00	REG1440	59V-81960-A0-00		
YFM350 Big Bear 4x4	90-94	ST214	3HN-85510-00-00	REG1440	59V-81960-A0-00	CDI5312	3HN-85540-10-00
YFM350 Big Bear 4x4	95-96	ST215	4GB-85510-00-00	REG1442	4GB-81960-00-00		
YFM350 Big Bear 4x4	1997	ST215	4GB-85510-00-00	REG1441	4KB-81960-02-00	CDI5360W	4SH-85540-00-00
YFM350 Big Bear 4x4	98-99	ST217	4KB-85510-12-00	REG1441	4KB-81960-02-00	CDI5360W	4SH-85540-00-00
YFM350 Bruin	04-06	ST921	5UH-81410-00-00	REG12W	5GT-81960-00-00	CDI5423	5UH-85540-00-00
YFM350 Grizzly IRS	07-11	ST921	5UH-81410-00-00	REG12W	5GT-81960-00-00	CDI5424	4S2-85540-00-00
YFM350 Grizzly SRA	07-14	ST921	5UH-81410-00-00	REG12W	5GT-81960-00-00	CDI5423	5UH-85540-00-00
YFM350 Raptor	04-13	ST917	5NF-81410-00-00	REG12W	5GT-81960-00-00	CDI5363	5YT-85540-00-00
YFM350X Warrior	1987	ST221	1YW-85510-21-00	REG1440	59V-81960-A0-00		
YFM350X Warrior	88-89	ST213	2XK-85510-20-00	REG1440	59V-81960-A0-00		
YFM350X Warrior	90-95	ST214	3HN-85510-00-00	REG1440	59V-81960-A0-00	CDI5357	3GD-85540-20-00
YFM350X Warrior	1996	ST215	4GB-85510-00-00	REG1441	4KB-81960-02-00	CDI1409	3GD-85540-30-00
YFM350X Warrior	97-01	ST215	4GB-85510-00-00	REG1441	4KB-81960-02-00	CDI5361	3GD-85540-40-00
YFM350X Warrior	02-04	ST917	5NF-81410-00-00	REG145	4KB-81960-10-00	CDI5635	5NF-85540-00-00
YFM350FX Wolverine	95-99	ST916	4KB-85510-00-00	REG1441	4KB-81960-02-00		
YFM350FX Wolverine	00-01	ST217	4KB-85510-12-00	REG1441	4KB-81960-02-00	CDI5360W	4KB-85540-30-00
YFM350FX Wolverine	02-05	ST917	5FU-81410-00-00	REG145	4KB-81960-10-00		
YFM350FX Wolverine	06-09	ST921	5UH-81410-00-00	REG12W	5GT-81960-00-00	CDI5423	5UH-85540-00-00
YFZ350 Banshee	87-94	ST903 (OE Watt)	2GU-85510-50-00	REG1443	82F-81910-A0-00	CDI5367	2GU-85540-51-00
YFZ350 Banshee	87-94	ST743 (100 Watt)	2GU-85510-50-00	REG1443	82F-81910-A0-00	CDI5367	2GU-85540-51-00
YFZ350 Banshee	87-94	ST742 (200 Watt)	2GU-85510-50-00	REG1443	82F-81910-A0-00	CDI5367	2GU-85540-51-00
YFZ350 Banshee	95-96	ST208 (OE Watt)	3GG-85510-01-00	REG1443	82F-81910-A0-00	CDI5414	3GG-85540-00-00
YFZ350 Banshee	95-96	ST744 (100 Watt)	3GG-85510-01-00	REG1443	82F-81910-A0-00	CDI5414	3GG-85540-00-00
YFZ350 Banshee	95-96	ST745 (200 Watt)	3GG-85510-01-00	REG1443	82F-81910-A0-00	CDI5414	3GG-85540-00-00
YFZ350 Banshee	97-06	ST208 (OE Watt)	3GG-85510-01-00	REG1443	82F-81910-A0-00	CDI5364	3GG-85540-10-00
YFZ350 Banshee	97-06	ST744 (100 Watt)	3GG-85510-01-00	REG1443	82F-81910-A0-00	CDI5364	3GG-85540-10-00
YFZ350 Banshee	97-06	ST745 (200 Watt)	3GG-85510-01-00	REG1443	82F-81910-A0-00	CDI5364	3GG-85540-10-00
YFM400 Big Bear	00-01	ST917	5FU-81410-00-00	REG1441	4KB-81960-02-00		
YFM400 Big Bear	02-12	ST917	5FU-81410-00-00	REG12W	5GT-81960-00-00		
YFM400 Grizzly	07-08	ST918	5ND-81410-00-00	REG12W	5GT-81960-00-00	CDI5644	1P1-85540-000-00
YFM400 Kodiak	93-95	ST215	3HN-85510-10-00	REG1442	4GB-81960-00-00		
YFM400 Kodiak	96-98	ST215	3HN-85510-10-00	REG1441	4KB-81960-02-00	CDI5360W	4SH-85540-00-00
YFM400 Kodiak	1999	ST919	5EH-85510-00-00	REG1441	4KB-81960-02-00	CDI5360W	4SH-85540-00-00
YFM400 Kodiak	00-01	ST918	5ND-81410-00-00	REG12W	5GT-81960-00-00	CDI5313W	5GH-85540-10-00
YFM400 Kodiak	02-04	ST918	5ND-81410-00-00	REG12W	5GT-81960-00-00		
YFM400 Kodiak	05-06	ST918	5ND-81410-00-00	REG12W	5GT-81960-00-00	CDI5644	1P1-85540-00-00
YFM450 Grizzly	2007	ST918	5ND-81410-00-00	REG12W	5GT-81960-00-00	CDI5643	5ND-85540-10-00
YFM450 Grizzly	08-14	ST918	5ND-81410-00-00	REG12W	5GT-81960-00-00		
YFM450 Kodiak	2003	ST918	5ND-81410-00-00	REG12W	5GT-81960-00-00	CDI1526	5ND-85540-00-00
YFM450 Kodiak	04-06	ST918	5ND-81410-00-00	REG12W	5GT-81960-00-00	CDI5643	5ND-85540-10-00

INDEX

WIDE OPEN PARTS

TIRES & WHEELS

BRAKES

AIR, OIL & FUEL

BATTERY & ELECTRICAL

ENGINE

BEARINGS

BUSHINGS

DRIVELINE

AXLES

BELTS

CONTROLS

TOOLS & CHEMICALS

EXHAUST

ACCESSORIES

Stators, regulators, and CDI boxes continue on the next page.

STATORS, REGULATORS, & CDI BOXES



YAMAHA							
MODEL	YEAR	STATOR #	OEM REF	REGULATOR #	OEM REF	CDI BOX #	OEM REF
YFM450 Kodiak	18-20			REG420W/ REG420H	1D7-81960-01-00		
YFM450 Wolverine	06-10	ST918	5ND-81410-00-00	REG12W	5GT-81960-00-00		
YFZ450	04-09	ST400	5TG-81410-03-00	REG147	5TG-81960-00-00	CDI5415	5TG-85540-00-00
YFZ450	12-13	ST400	5TG-81410-10-00		1PD-81960-00-00		
YFZ450R	09-19	ST925	18P-81410-00-00	REG12W	5BN-81960-00-00		18P-8591A-11-00
YFZ450X	10-11	ST925	18P-81410-00-00	REG12W	5BN-81960-00-00		18P-8591A-11-00
YXR450 Rhino	06-09	ST923	2P5-81410-00-00	REG12W	5BN-81960-00-00	CDI5428	2P5-85540-00-00
YFM550 Grizzly	09-14	ST922	28P-81410-01-00	REG420W/ REG420H	1D7-81960-01-00		
YFM600 Grizzly	1998	ST218	4WV-85510-00-00	REG1441	4KB-81960-02-00		
YFM600 Grizzly	99-01	ST738	5GT-85510-00-00	REG12W	5BN-81960-00-00		
YFM660 Grizzly	02-08	ST222	5KM-81410-01-00	REG12W	5BN-81960-00-00	CDI5421	5KM-85540-10-00
YFM660R Raptor	2001	ST905	5LP-81410-02-00	REG12W	5BN-81960-00-00	CDI5419	5LP-85540-00-00
YFM660R Raptor	02-03	ST905	5LP-81410-02-00	REG12W	5BN-81960-00-00	CDI5417	5LP-85540-20-00
YFM660R Raptor	04-05	ST905	5LP-81410-02-00	REG12W	5BN-81960-00-00	CDI5418	5LP-85540-30-00
YXR660 Rhino	04-07	ST222	5KM-81410-01-00	REG12W	5BN-81960-00-00	CDI5421	5UG-85540-10-00
YFM700 Grizzly	07-08	ST922	28P-81410-01-00	REG420W/ REG420H	1D7-81960-01-00	CDI5425	3B4-8591A-10-00
YFM700 Grizzly	09-20	ST922	28P-81410-01-00	REG420W/ REG420H	1D7-81960-01-00		
YFM700 Grizzly EPS	16-18	ST4902	B16-H1410-00-00	REG420W/ REG420H	1D7-81960-01-00		
YFM700 Kodiak	16-18	ST4902	B16-H1410-00-00	REG420W/ REG420H	1D7-81960-01-00		
YFM700 Kodiak	19-20	ST922	28P-81410-01-00	REG420W/ REG420H	1D7-81960-10-00		
YFM700R Raptor	06-20	ST740	1S3-81410-00-00	REG12W	5GT-81960-00-00		
YXR700 Rhino	08-11	ST924	5B4-81410-00-00	REG420W/ REG420H	1D7-81960-01-00	CDI5470	5B4-8591A-01-00
YXR700 Rhino	12-13	ST924	5B4-81410-00-00	REG420W/ REG420H	1D7-81960-01-00		
YXM700 Viking	14-20	ST924	1XD-81410-00-00	REG420W/ REG420H	1D7-81960-01-00		
YXE700 Wolverine	16-18	ST7084	2MB-H1410-00-00	REG420W/ REG420H	1D7-81960-01-00		
YXE/F850 Wolverine	18-21	ST6977	BG4-81410-00-00				
YXZ1000R	16-18	ST4898	2HC-81410-00-00	REG420W/ REG420H	1D7-81960-01-00		
YXZ1000R	19-20		2HC-81410-00-00	REG420W/ REG420H	1D7-81960-10-00		

KEY ** Stator Parts Kit (Coils & Plate w/ Connector)

NOTE: Make sure you are certain about the application — J&M SUPPLY DOES NOT ACCEPT RETURNS FOR ELECTRICAL ITEMS.

Stators, regulators, and CDI boxes continue on the next page.





ST159



ST209



ST210



ST222



ST230



ST231



ST235



ST239



ST550



ST551



ST552



ST556



ST557



ST559



ST560



ST561



ST564



ST582



ST583



ST705H



ST709



ST710



ST715



ST717



ST728



ST900



ST912



REG1



REG2



REG3

INDEX

WIDE OPEN PARTS

TIRES & WHEELS

BRAKES

AIR, OIL & FUEL

BATTERY & ELECTRICAL

ENGINE

BEARINGS

BUSHINGS

DRIVELINE

AXLES

BELTS

CONTROLS

TOOLS & CHEMICALS

EXHAUST

ACCESSORIES



Stators, regulators, and CDI boxes continue on the next page.

STATORS, REGULATORS, & CDI BOXES



- INDEX
- WIDE OPEN PARTS
- TIRES & WHEELS
- BRAKES
- AIR, OIL & FUEL
- BATTERY & ELECTRICAL**
- ENGINE
- BEARINGS
- BUSHINGS
- DRIVELINE
- AXLES
- BELTS
- CONTROLS
- TOOLS & CHEMICALS
- EXHAUST
- ACCESSORIES




REG4



REG5



REG5W



REG6



REG7



REG8



REG10



REG31



REG52



REG71



REG72



REG100



REG111



REG113



REG133



REG242



REG243



REG247



REG419



REG420



REG420H



REG440



REG444



REG585



REG589



REG595H



REG596H



REG668H



REG823



REG826

NOTE: Make sure you are certain about the application — J&M SUPPLY DOES NOT ACCEPT RETURNS FOR ELECTRICAL ITEMS.

Stators, regulators, and CDI boxes continue on the next page.





REG829H



REG830H



REG834H



REG866



REG1141



REG1144




REG1145



REG1146



REG1174



REG1440



REG1442



REG1443



REG1557



REG2098



REG2099



CDI250



CDI0300



CDI0500



CDI1409



CDI1501



CDI1509



CDI1510



CDI1512



CDI1515



CDI5301



CDI1534



CDI1535



CDI1537



CDI1539



CDI1540

INDEX

WIDE OPEN PARTS

TIRES & WHEELS

BRAKES

AIR, OIL & FUEL

BATTERY & ELECTRICAL

ENGINE

BEARINGS

BUSHINGS

DRIVELINE

AXLES

BELTS

CONTROLS

TOOLS & CHEMICALS

EXHAUST

ACCESSORIES

Stators, regulators, and CDI boxes continue on the next page.

STATORS, REGULATORS, & CDI BOXES



- INDEX
- WIDE OPEN PARTS
- TIRES & WHEELS
- BRAKES
- AIR, OIL & FUEL
- BATTERY & ELECTRICAL**
- ENGINE
- BEARINGS
- BUSHINGS
- DRIVELINE
- AXLES
- BELTS
- CONTROLS
- TOOLS & CHEMICALS
- EXHAUST
- ACCESSORIES



CDI1545

CDI1547

CDI1548

CDI1576

CDI5301

CDI5307

CDI5312

CDI5313

CDI5341

CDI5341R

CDI5344

CDI5344W

CDI5359

CDI5360

CDI5361

CDI5364

CDI5368

CDI5369

CDI5415

CDI5416

CDI5417

CDI5421

CDI5423

CDI5427

CDI5506

CDI5621

NOTE: Make sure you are certain about the application — J&M SUPPLY DOES NOT ACCEPT RETURNS FOR ELECTRICAL ITEMS.



Regulator Upgrades for Polaris Ranger/RZR



» **Applications:** 450/570/850/900/1000 POLARIS MODELS 14-20

» **RMSTATOR renowned MOSFET voltage regulation design.** Significantly decreases internal operating temperature with highly efficient MOSFET transistor regulation circuit. This technology runs much cooler than the OEM silicon rectifier regulation circuit and requires much less power to operate.

» **Plug & Ride voltage regulator design.** RM Stator voltage regulator rectifier housings for Polaris models are manufactured to OEM specifications for a fast and easy installation.

» **Automotive grade wiring harness with OEM-quality heavy-duty connectors.** Made with Delphi connectors, these stock & relocation wiring harnesses for Polaris RZR are manufactured in a factory with controlled quality processes. Mosfet voltage regulators for Polaris use Cross-Link braided copper wire and resist heat, oil, acid, gas and more with very low electrical resistance. STAGE



**BATTERY CONNECTION:
RING TERMINALS**



**BATTERY CONNECTION:
2-WIRE CONNECTOR TO VEHICLE HARNESS**



STAGE 1
Part #REG830H
Original large heatsink. Mounts in original location. Wiring harness built into regulator.



STAGE 1
Part #REG832H
Original large heatsink. Mounts in original location. Wiring harness built into regulator.



STAGE 2
Part #REG833H
Updated style heatsink. Mounts in original location. Connectors built into regulator. Includes short harness to plug directly to OE connectors.



STAGE 2
Part #REG835H
Updated style heatsink. Mounts in original location. Connectors built into regulator. Includes short harness to plug directly to OE connectors.



STAGE 3
Part #REG833KIT
Updated style heatsink. Relocates the mounting position to the front of the vehicle. Connectors are built into the regulator. Includes long harness for relocation. Plug & Play, installs to factory connectors



STAGE 3
Part #REG835KIT
Updated style heatsink. Relocates the mounting position to the front of the vehicle. Connectors are built into the regulator. Includes long harness for relocation.

INDEX

WIDE OPEN PARTS

TIRES & WHEELS

BRAKES

AIR, OIL & FUEL

BATTERY & ELECTRICAL

ENGINE

BEARINGS

BUSHINGS

DRIVELINE

AXLES

BELTS

CONTROLS

TOOLS & CHEMICALS

EXHAUST

ACCESSORIES



Performance Upgrade For Polaris ATVs and UTVs

- » Don't settle for an unreliable charging system!
- » 2013-2018 Polaris 900 / 1000 models are well known for repeated charging system failures due to manufacturing quality issues and poor placement on the vehicle.
- » Fix and forget your Polaris charging system problem with RMSTATOR's SPLYT Technology!
- » RMSTATOR SPLYT Technology provides a reliable solution to well-known charging system failures. Using a dual output stator with two completely separate stator windings, this system splits the power generated by the stator into two separate voltage regulators. These regulators then each operate with only half of the load of the original system, allowing them to maintain a lower temperature and increase reliability.

MODEL	
325 Ace (14-16)	900 Ace (16-19)
325 Ranger ETX (15-16)	900 RZR (13-20)
450 Sportsman (16-19)	900 RZR 4 (13-18)
500 Ace (17-19)	925 RZR XP 4 Turbo (16-20)
500 Ranger ETX 2017	925 RZR XP Turbo (16-20)
500 Ranger EFI (17-20)	1000 General (16-20)
570 Ace (15-19)	1000 General 4 (17-20)
570 Ranger (14-20)	1000 Ranger XP (17-18)
570 Ranger Crew (14-20)	1000 Ranger XP Crew (17-18)
570 RZR EFI (12-20)	1000 RZR XP (14-20)
570 Sportsman (14-19)	1000 RZR XP 4 (14-20)
850 Scrambler (17-19)	1000 RZR RS1 (19-20)
850 Sportsman (17-19)	1000 Scrambler (17-20)
900 Ranger XP (13-19)	1000 Sportsman (16-20)
900 Ranger XP Crew (14-19)	



STAGE 1 KIT: Includes harnesses, regulators, & stator.
Part #RM06254



STAGE 2 KIT: Includes harnesses, regulators, & stator.
Part # RM6874



INDEX

WIDE OPEN PARTS

TIRES & WHEELS

BRAKES

AIR, OIL & FUEL

BATTERY & ELECTRICAL

ENGINE

BEARINGS

BUSHINGS

DRIVELINE

AXLES

BELTS

CONTROLS

TOOLS & CHEMICALS

EXHAUST

ACCESSORIES



Flywheels



FW3000



FW4000



FW4001

ARCTIC CAT		
MODEL	YEAR	PART #
375 Auto	2002	FW4001*
400 Manual	03-08	FW4000*
400 Auto	03-08	FW4001*
500 Auto	00-09	FW5000
500 Manual	03-09	FW5000
650 H1	05-11	FW6500
650 Prowler	06-08	FW6500

SUZUKI		
MODEL	YEAR	PART #
LTA400 Eiger Auto	02-07	FW4001*
LTF400 Eiger Manual	02-07	FW4000*
LTA500 Vinson Auto	02-07	FW5000
LTF500 Vinson Manual	03-07	FW5000
LTF500 Quadrunner	98-02	FW5000

KEY * Includes Cover Gasket

POLARIS		
MODEL	YEAR	PART #
300 Xpress	96-97	FW3000
335 Sportsman	99-00	FW6200
335 Worker	1999	FW6200
400 Scrambler 2x4	00-02	FW3000
400 Scrambler 4x4	95-02	FW3000
400 Sport	94-99	FW3000
400 Sportsman	94-97	FW3000
400 Sportsman	01-02	FW6200
400 Sportsman	03-04	FW5001
400 Trailblazer	2003	FW3000
400 Xplorer	95-02	FW3000
400 Xpress	96-97	FW3000
425 Magnum	95-99	FW6200
500 Magnum HDS 4x4	99-02	FW5001
500 Magnum 4x4	00-01	FW5001
500 Ranger 6X6	99, 03	FW5001
500 Ranger 4X4 Series 10	2003	FW5001
500 Ranger Series 11	2004	FW5001
500 Scrambler 4x4	97-03	FW5001
500 Scrambler 2x4	01-02	FW5001
500 Sportsman 4x4	96-99	FW6200
500 Sportsman 4x4	98-03	FW5001
500 Sportsman HO	01-03	FW5001
500 Worker	99, 01-02	FW5001
500 Xplorer	1997	FW6200

HAVE QUESTIONS?
WE ARE HERE TO HELP!
 Call Today & Speak To One Of
 Our Knowledgeable Sales Reps
 TOLL FREE **800-367-9603**

J&M ATV

PLACE YOUR ORDER WITH US ...

BY PHONE: 1-800-367-9603 » BY FAX: 901-377-3392 » ONLINE: WWW.JMATV.COM



INDEX

WIDE OPEN PARTS

TIRES & WHEELS

BRAKES

AIR, OIL & FUEL

BATTERY & ELECTRICAL

ENGINE

BEARINGS

BUSHINGS

DRIVELINE

AXLES

BELTS

CONTROLS

TOOLS & CHEMICALS

EXHAUST


ACCESSORIES



Pulsar Coils



TC502



TC503



TC504



TC505



TC506



TC507



TC508

ARCTIC CAT		
MODEL	YEAR	PART #
90	06-17	TC520
250	98-05	TC517
300	98-05	TC517
350	2012	TC516
366	08-11	TC516
375	2002	TC502
DVX400	04-08	TC503
400 ATV	98-08	TC502
400 Alterra	16-17	TC516
400 Auto	13-15	TC516
400 TRV	10-14	TC516
425	11-12	TC516
450 Alterra	16-17	TC516
450 / TRV / XC	10-17	TC516
454 Bearcat	96-98	TC502
500 ATV	98-09	TC502
500 Alterra	16-17	TC516
500 Auto	14-17	TC516
500 TRV	13-15	TC516
550 ATV	10-15	TC502

ARCTIC CAT		
MODEL	YEAR	PART #
550 Prowler	09-14	TC502
650 ATV	05-10	TC502
650 Prowler	06-09	TC502
650 V2	04-06	TC514
700 ATV	06-08	TC518
700 ATV	09-12	TC502
700 TRV	2008	TC518
700 Prowler	08-12	TC502
700 Mudpro	09-11	TC502
1000 Thundercat	08-10	TC502
1000 ATV	10-15	TC502
1000 Prowler	09-14	TC502
1000 Wildcat	12-19	TC518

CAN AM		
MODEL	YEAR	PART #
DS70	08-17	TC520
DS90	08-17	TC520

Pulsar coils continue on the next page.



HONDA		
MODEL	YEAR	PART #
TRX90	93-05	TC520
TRX125 / ATC125	86-88	TC506
ATC200M/S	84-86	TC511
ATC200X	86-87	TC506
TRX200D	90-96	TC506
TRX200SX	86-88	TC506
ATC250R	85-86	TC528
TRX250R	87-89	TC528
TRX250 / ATC250ES/SX	85-87	TC506
TRX250 Recon	97-17	TC506
TRX250EX/X	01-19	TC506
TRX250X	87-92	TC506
TRX300 Fourtrax	88-00	TC506
TRX300EX/X	93-09	TC506
TRX350 Rancher	00-06	TC506
TRX400FW	95-03	TC506
TRX400EX/X	99-14	TC523
TRX400 Rancher	04-07	TC506
TRX420 Rancher SRA	07-13	TC522
TRX420 Rancher IRS Auto	09-14	TC521
TRX450R/ER	04-14	TC522
TRX450 Foreman	98-04	TC506
TRX500 Foreman	05-13	TC522
TRX500 Rubicon	01-13	TC506
TRX650 Rincon	03-05	TC506
TRX680 Rincon	06-14	TC532

KAWASAKI		
MODEL	YEAR	PART #
KFX50	07-17	TC520
KLF220 Bayou	88-95	TC500
KLF220 Bayou	96-02	TC510
KLF250 Bayou	03-11	TC510
KLF300 Bayou	88-04	TC509
KLF300 Lakota	95-03	TC509
KVF300 Prairie	99-02	TC525
KVF360 Prairie	03-12	TC512
KLF400 Bayou	93-99	TC512
KVF400 Prairie	97-02	TC512
KFX400	03-06	TC503
KFX450R	08-14	TC505
KVF650 Prairie	02-13	TC513
KVF650 Brute Force SRA	05-12	TC513
KFX700	04-10	TC513
KVF700 Prairie	04-06	TC513
KRF750 Teryx	08-13	TC513

POLARIS		
MODEL	YEAR	PART #
50	01-06	TC526
50	07-19	TC520
90	01-06	TC526
90	07-16	TC520
200 Phoenix	05-20	TC520
200 Sawtooth	06-07	TC520
250 Trail Boss R/ES	88	TC505
250 2X4/4X4/6X6	93	TC502
250 Big Boss	89	TC502
250 Big Boss 4X6	89, 91-92	TC502
250 Big Boss 6X6	91-92	TC502
250 Trail Blazer	91-06	TC502
250 Trail Boss	88, 91-99	TC505
250 Trail Boss	89-92	TC505
250 Trail Boss	89, 91-92	TC505
250 Xplorer	00-02	TC502
300 Sportsman	08-10	TC512
300 Trail Boss	95	TC502
300 Xplorer	96-99	TC502
300 Xplorer	02	TC502
300 Xpress	96-99	TC502
300L 6X6	93-94	TC502
335 Sportsman	99-00	TC508
335 Worker 335	99	TC508
350L Trail Boss	90-94	TC502
400 4x4	94-95	TC515
400 Hawkeye	12-14	TC502
400 Ranger	10-14	TC502
400 Scrambler 4X4	95-02	TC502
400 Sport	94, 96-99	TC502
400 Sportsman	01-04	TC508
400 Sportsman	94-97	TC515
400 Sportsman	93	TC502
400 Xplorer	95-02	TC515
425 Magnum	95-98	TC508
450 Sportsman	06-07	TC502
500 ATP	04	TC508
500 Big Boss	01-02	TC508
500 Big Boss 6x6	98-99	TC508
500 Magnum	96-99	TC508
500 Scrambler	97-00	TC508
500 Scrambler	02-03	TC508
500 Sportsman Carb	96-04	TC508
500 Sportsman HO	04-13	TC502
500 Sportsman EFI	06-14	TC527
500 Xplorer	1997	TC508
500 Worker	98-02	TC508
500 Ranger Series 10 & 11	03-04	TC508
500 Ranger EFI	05-13	TC527
600 Sportsman	03-04	TC521
700 Sportsman	02-05	TC521
700 Sportsman	2007	TC502
800 Sportsman	2007	TC502

Pulsar coils continue on the next page.

J&M ATV/UTV SUPPLY, INC. ... OVER 30 YEARS IN THE POWERSPORTS INDUSTRY

BY PHONE: 1-800-367-9603 » BY FAX: 901-377-3392 » ONLINE: WWW.JMATV.COM

INDEX

WIDE OPEN PARTS

TIRES & WHEELS

BRAKES

AIR, OIL & FUEL

BATTERY & ELECTRICAL

ENGINE

BEARINGS

BUSHINGS

DRIVELINE

AXLES

BELTS

CONTROLS

TOOLS & CHEMICALS

EXHAUST

ACCESSORIES





SUZUKI

MODEL	YEAR	PART #
LT230S	85-88	TC519
LT250R	87-92	TC502
LTF250/E/F/X Quadrunner	87-00	TC519
LT250S QuadSport	89-90	TC519
LTF250 Ozark	02-14	TC525
LT300E Quadrunner	90-96	TC519
LTF300F King Quad	90-02	TC519
LTA400 Eiger	02-07	TC502
LTF400 Eiger	02-07	TC502
LTZ400	03-09	TC502
LTZ400	12-14	TC502
LTA400 King Quad	08-20	TC502
LTF400 King Quad	08-20	TC502
LTR450Z	2009	TC502
LT500R	87-90	TC502
LTA500X KingQuad	09-18	TC518
LTA500F Vinson	02-07	TC502
LTF500F Vinson	02-07	TC502
LTF500F Quadrunner	98-00	TC502
LTA500 Quadmaster	00-01	TC502
LTA700X KingQuad	05-07	TC518
LTA750X KingQuad	08-17	TC518

YAMAHA

MODEL	YEAR	PART #
YFS200 Blaster	88-06	TC501
YFM225 Moto-4	86,88	TC502
YFB250 Timberwolf	91-00	TC502
YFM250	89-91	TC502
YFM250 Beartracker	99-03	TC502
YFM350X Warrior	87-95	TC502
YFP350 Terra Pro	88	TC502
YFM350X Warrior/Raptor	96-06	TC503
YFM350X Raptor	07-13	TC503
YFM350FX Wolverine	95-99	TC503
YFM350ER	87-95	TC502
YFM350FW Big Bear	87-88	TC502
YFM350FW Big Bear	89-04	TC503
YFZ350 Banshee	87-06	TC504
YFM350 Grizzly	07-14	TC503
YFM400 Big Bear	00-12	TC503
YFM400 Kodiak	93-03	TC503
YFZ450	04-13	TC507
YFZ450R	09-18	TC507
YFM450 Kodiak	03-06	TC503
YFM450 Grizzly	07-14	TC503
YXR450 Rhino	06-09	TC503
YFM550 Grizzly	08-14	TC529
YFM600 Grizzly	98-01	TC503
YFM660 Grizzly	02-08	TC503
YFM660 Raptor	01-04	TC503
YXR660 Rhino	04-07	TC503
YFM700 Grizzly	07-20	TC529
YFM700 Kodiak	19-20	TC529
YFM700 Raptor	06-18	TC530
YXR700 Rhino	08-13	TC524
YXM 700 Viking	14-20	TC524

INDEX

WIDE OPEN PARTS

TIRES & WHEELS

BRAKES

AIR, OIL & FUEL

BATTERY & ELECTRICAL

ENGINE

BEARINGS

BUSHINGS

DRIVELINE

AXLES

BELTS

CONTROLS

TOOLS & CHEMICALS

EXHAUST

ACCESSORIES



J&M PROUDLY OFFERS THESE QUALITY, AMERICAN-MADE PRODUCTS:

- ★ ITP® TIRES PAGE 17-27
- ★ AMERSEAL TIRE SEALANT PAGE 752
- ★ KFI PLOWS PAGE 797-818
- ★ NORREC FASTBOOT PAGE 706
- ★ PB BLASTER PAGE 747
- ★ HOT RODS PAGE 338-352
- ★ KFI MOUNTS PAGE 772-782
- ★ SEAT COVERS PAGE 884-888

OEM Shift Motors



SM350A

HONDA			
MODEL	YEAR	PART #	OEM 3
TRX250 Recon	02-20	SM250A	31300-HM8-A51
TRX350 Rancher	00-06	SM350A	31300-HN5-A11
TRX400 Rancher	04-07	SM400A	31300-HN7-013
TRX420 Rancher	07-20	SM420A	31300-HP5-601
TRX450 Foreman	98-04	SM450A	31300-HN0-A12
SXS500 Pioneer	15-21	SM420A	31300-HP5-601
TRX500 Foreman	05-11	SM501A	31300-HP0-A11
TRX500 Foreman	12-19	SM420A	31300-HP5-601



SM420A

HONDA			
MODEL	YEAR	PART #	OEM 3
TRX500 Rubicon	01-14	SM500A	31300-HN2-003
TRX500 Rubicon	15-19	SM420A	31300-HP5-601
SXS520 Pioneer	2021	SM420A	31300-HP5-601
TRX520 Foreman	20-21	SM420A	31300-HP5-601
TRX520 Rubicon	20-21	SM420A	31300-HP5-601
SXS1000 Pioneer	16-21	SM420A	31300-HP5-601
SXS1000 Talon R/X	20-21	TBA	31300-HL6-A01



INDEX

WIDE OPEN PARTS

TIRES & WHEELS

BRAKES

AIR, OIL & FUEL

BATTERY & ELECTRICAL

ENGINE

BEARINGS

BUSHINGS

DRIVELINE

AXLES

BELTS

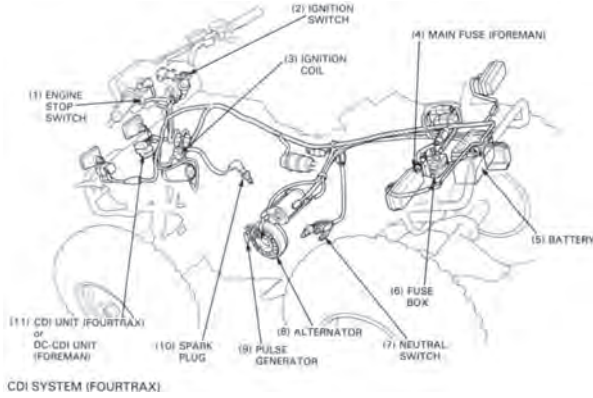
CONTROLS

TOOLS & CHEMICALS

EXHAUST

ACCESSORIES

Neutral Switches



NS0072

HONDA

MODEL	MODEL
Part #NS0072 (OEM Ref #35600-KE8-000/35600-KE8-010/35600-KE8-003) Fits:	
ATC250SX 1985	TRX250 Fourtrax 1985
Part #NS0070 (OEM Ref #35600-HA0-000/35600-HA0-010/35600-HA0-003) Fits:	
ATC250SX 86-87	TRX350/D 87-89
TRX250 Fourtrax 86-87	TRX350 Rancher 00-06
TRX250 Recon 97-14	TRX400EX 99-14
TRX300 Fourtrax 88-00	TRX450ER 06-14
TRX300EX 93-09	TRX700XX 08-09

YAMAHA

MODEL	YEAR
Part #NS0073 (OEM Ref# 3GB-82540-01-00/3GB-82540-00-00) Fits:	
YFM50 Raptor 04-07	YFM400 Kodiak 93-05
YFM80 Badger 90-98	YFM450 Kodiak 03-06
YFM100 Champ 90-91	YFM450 Grizzly 07-14
YFM250 Timberwolf 92-00	YFM450 Wolverine 06-10
YFM250 Beartracker 98-04	YFM550 Grizzly 09-14
YFM250 Bruin 05-06	YFZ450 04-13
YFM250 Raptor 08-13	YFZ450R 09-17
YFM350 Moto 4 90-95	YXR450 Rhino 06-09
YFM350 Warrior 90-94	YFM600 Grizzly 98-01
YFM350 Big Bear 90-99	YFM700 Raptor 06-18
YFM350 Wolverine 06-10	YFM700 Grizzly 08-15
YFM350 Bruin 04-06	YXR700 Rhino 08-12
YFM350 Raptor 04-14	YXM700 Viking 04-18
YFM350 Grizzly 07-14	YXZ1000 16-17



- INDEX
- WIDE OPEN PARTS
- TIRES & WHEELS
- BRAKES
- AIR, OIL & FUEL
- BATTERY & ELECTRICAL
- ENGINE
- BEARINGS
- BUSHINGS
- DRIVELINE
- AXLES
- BELTS
- CONTROLS
- TOOLS & CHEMICALS
- EXHAUST
- ACCESSORIES



Sensors & Relays

Camshaft Position Sensor

Part #STS6865



POLARIS	
MODEL	
Ranger 800 11-14	
Ranger 800 Crew 11-14	
RZR 800 11-14	
RZR 800 4 11-14	
RZR 800 S 11-14	
OE# 2410835	
700 Prowler	
1000 ATV	
1000 Prowler	

Crank Position Sensor

Part #STS6869



POLARIS	
MODEL	
Ranger 700 06-09	
Ranger 700 Crew 08-09	
Ranger 800 08-14	
Ranger 800 Crew 11-14	
RZR 800 09-14	
RZR 800 4 10-14	
RZR 800 S 09-14	
Sportsman 800 08-14	
OE# 2410720	

Oxygen Sensor

Part #STS6694



POLARIS	
MODEL	
General 1000 16-20	
General 1000 4 17-20	
Ranger 150 19-20	
Ranger 570 2016	
Ranger 570 Crew 2016	
Ranger 900 2016	
Ranger 900 Crew 2016	
RZR 925 Turbo 16-20	
RZR 925 Turbo 4 16-20	
RZR 925 Turbo S 18-20	
RZR 925 Turbo S4 18-20	
RZR 1000 4 15-17	
Outlaw 110 16-20	
Sportsman 110 16-20	
Sportsman 450 HO 2016	
Sportsman 570 15-16	
OE# 4016021	

Idle Air Control Valve

Part #STS6703



POLARIS	
MODEL	
Ranger 500 06-13	
Ranger 500 Crew 11-13	
Ranger 800 11-14	
Ranger 800 Crew 11-14	
RZR 800 11-14	
RZR 800 4 11-14	
RZR 800 S 11-14	
Sportsman 500 06-09	
Sportsman 500 HO 2008	
Sportsman 550 09-14	
OE# 3131629	

Idle Air Control Valve

Part #STS6725



POLARIS	
MODEL	
Scrambler 850 13-20	
Scrambler 1000 14-18	
Sportsman 850 12-20	
Sportsman 850 HL 16-20	
Sportsman 1000 15-20	
Sportsman 1000 HL 16-20	
OE# 4013313	

Valve Boost Control

Part #REG6606



POLARIS	
MODEL	
RZR 925 Turbo 16-20	
RZR 925 Turbo 4 16-20	
RZR 925 Turbo S 18-20	
RZR 925 Turbo S4 19-20	
RZR 925 PRO XP 2020	
RZR 925 PRO XP 4 2020	
OE# 4011285	

INDEX

WIDE OPEN PARTS

TIRES & WHEELS

BRAKES

AIR, OIL & FUEL

BATTERY & ELECTRICAL

ENGINE

BEARINGS

BUSHINGS

DRIVELINE

AXLES

BELTS

CONTROLS

TOOLS & CHEMICALS

EXHAUST

ACCESSORIES

Sensors & relays continue on the next page.

Speed Sensor

Part #STS5962



POLARIS

MODEL

- Ace 325 14-15
- Ace 500 17-19
- Ace 570 15-19
- Hawkeye 300 06-11
- Hawkeye 400 HO 12-14
- Ranger 500 Crew 2012
- Ranger 570 14-16
- Ranger 570 Crew 2015
- Ranger 900 Diesel 11-15
- Ranger 900 13,16
- Ranger 900 Crew 12-15
- RZR 570 12-15
- RZR 800 08-14
- RZR 800 4 10-14
- RZR 800 S 09-14
- RZR 900 11-15
- RZR 900 4 12-14
- RZR 900 S 2015
- RZR 1000 14-15
- RZR 1000 4 2015
- Scrambler 850 14-15
- Scrambler 1000 14-17
- Sportsman 300 08-10
- Sportsman 400 HO Carb 09-14
- Sportsman 500 HO 11-12
- Sportsman 550 09-14
- Sportsman 570 14-15
- Sportsman 800 12-14
- Sportsman 850 09-15
- Sportsman 1000 2015
- OE# 4013908

Speed Sensor

Part #STS4652



CAN AM

MODEL

- Commander 800/1000 11-19
- Defender 500/800/1000 16-19
- Maverick X3 900 17-18
- Maverick 1000 14-18
- Maverick Trail 800/1000 18-19
- Outlander 400 06-15
- Outlander 500 07-15
- Outlander 450 18-19
- Outlander 570 18-19
- Outlander 650 06-19
- Outlander 800 06-15
- Outlander 850 16-19
- Outlander 1000 12-19
- Renegade 500 08-15
- Renegade 570 16-19
- Renegade 650 18-19
- Renegade 800 07-15
- Renegade 850 16-19
- Renegade 1000 12-19
- OE# 420265621

Neutral Relay

Part #RM18201



SUZUKI

MODEL

- LTZ50 15-16
- LTZ50 06-09
- LT80 88-06
- OE#31800-40B01

YAMAHA

MODEL

- YFM350 Raptor 05-13
- YFM350 Warrior 87-04
- OE# 3GD-81950-01-00

Fan Thermal Sensor

Part #RM17102



SUZUKI

MODEL

- LTF250F Quadrunner 87-02
- LT250 Quadrunner 87-00
- LTF300 King Quad 91-00
- LTF400 Eiger 02-07
- LTA400 Eiger 02-07
- LTF400 KingQuad 08-10
- LTA400 KingQuad 08-10
- OE# 17680-19B70

Fan Control Box

Part #CFU6001



HONDA

MODEL

- TRX400 Foreman 95-03
- TRX450 Foreman 98-03
- OE# 38710-HM7-004

Throttle Position Sensor

Part #STS4328



POLARIS

MODEL

- RZR 800 08-10
- Sportsman 800 07-08
- Sportsman 800 12-14
- Sportsman 700 2007
- Sportsman 850 2013
- OE# 1204715

Sensors & relays continue on the next page.



INDEX

WIDE OPEN PARTS

TIRES & WHEELS

BRAKES

AIR, OIL & FUEL

BATTERY & ELECTRICAL

ENGINE

BEARINGS

BUSHINGS

DRIVELINE

AXLES

BELTS

CONTROLS

TOOLS & CHEMICALS

EXHAUST

ACCESSORIES



Throttle Position Sensor

Part #STS5052



POLARIS

MODEL
Ace 325 14-16
Ace 570 15-19
Hawkeye 325 15-
Ranger 500 EFI 06-13
Ranger Crew 500 11-13
Ranger 570 2014
Ranger Crew 570 14-15
Ranger 800 11-14
Ranger Crew 800 11-14
RZR 570 12-16
RZR 800 12-13
RZR 800 4 11-13
RZR 800 S 13-14
Sportsman 500 06-09
Sportsman 500 HO 08-10
Sportsman 550 09-14
Sportsman 570 14-16
Sportsman 850 09-11
OE# 3131705

Stator Connector

Part #ST6082



POLARIS

MODEL
Ace 325/500/570/900 (All)
Ranger 570 14-20
Ranger 900 13-18
Ranger 1000 17-18
RZR 570 12-20
RZR 925 Turbo 16-20
RZR 900 12-20
RZR 1000 14-20
General 1000 16-20
Sportsman 570 14-19
Sportsman 1000 16-20

T-MAP Sensor

Part #STS5016



POLARIS

MODEL
Ace 325 14-15
Ace 500 17-19
Ace 570 15-19
Ace 900 16-18
General 1000 16-20
Ranger 500 17-19
Ranger Crew 570 14,17-19
Ranger 570 14-20
Ranger Crew 570 14-20
Ranger 800 2010
Ranger 900 16-19
Ranger Crew 900 14-19
Ranger 1000 XP 17-18
Ranger Crew 1000 XP 17-18
RZR 570 12-20
RZR 800 09-14
RZR 900 15-16
RZR 900 4 15
RZR 1000 2016
RZR 1000 4 2015
RZR 1000 RS1 18-20
Scrambler 850 2020
Scrambler 1000 2020
Sportsman 700 04-06
Sportsman 800 05-06
Sportsman 850 09-11
Sportsman 1000 2020
OE# 2411528

Fuel Pump Relay

Part#STS1305



HONDA

MODEL
TRX420 Rancher 07-13
TRX680 Rincon 08-21
OE# 38580-HP5-601

T-MAP Sensor

Part #STS5016



CAN AM

MODEL
Commander 800/1000 11-20
Defender 500 17-18
Defender 800/1000 16-19
Maverick Trail 800 18-19
Maverick 1000 13-18
Maverick Sport 1000 2019
Maverick Trail 1000 18-19
Outlander 400 08-15
Outlander 450 15-20
Outlander 500 07-15
Outlander 570 16-19
Outlander 650 06-19
Outlander 800 06-15
Outlander 1000 12-20
Renegade 500 08-15
Renegade 570 16-19
Renegade 650 18-19
Renegade 800 07-15
Renegade 850 16-19
Renegade 1000 14-19
OE# 707000995

Fuel Pump Relay

Part #STS6041



KAWASAKI

MODEL
01-08 Kawasaki Mule 3010
01-08 Kawasaki Mule 3000
94-00 Kawasaki Mule 2500
93-02 Kawasaki Mule 2510
93-00 Kawasaki Mule 2520
94-07 Kawasaki Mule 1000
OE# 27034-1053

INDEX

WIDE OPEN PARTS

TIRES & WHEELS

BRAKES

AIR, OIL & FUEL

BATTERY & ELECTRICAL

ENGINE

BEARINGS

BUSHINGS

DRIVELINE

AXLES

BELTS

CONTROLS

TOOLS & CHEMICALS

EXHAUST

ACCESSORIES

Sensors & relays continue on the next page.

Water Temp Sensor

Part #STS4240



CAN AM

MODEL

Commander 800/1000 11-19
 Defender 500/800/1000 16-19
 Maverick X3 900 17-18
 Maverick 1000 14-18
 Maverick Trail 800/1000 18-19
 Outlander 400 06-15
 Outlander 500 07-15
 Outlander 450 18-19
 Outlander 570 18-19
 Outlander 650 06-19
 Outlander 800 06-15
 Outlander 850 17-19
 Outlander 1000 12-19
 Renegade 500 08-15
 Renegade 570 16-19
 Renegade 650 18-19
 Renegade 800 07-15
 Renegade 850 16-19
 Renegade 1000 12-19
 OE# 278002895

Water Temp Sensor

Part #STS4766



YAMAHA

MODEL

YFZ450R 09-10
 Grizzly 550 09-11
 Grizzly 700 07-13
 Rhino 700 2008
 OE# 8CC-85790-01-00

Water Temp Sensor

Part #STS4762



YAMAHA

MODEL

YFZ450R 14-17
 Grizzly 700 14-15
 Viking 700 14-17
 Raptor 700 15-17
 YXZ1000 16-17
 OE# 5YP-85790-00-00

Solid State Relay

Part #STS5001



POLARIS

MODEL

Ranger 500 10-13
 Ranger 500 17-20
 Ranger 570 14-20
 Ranger 570 Crew 14-20
 Ranger 900 13-19
 Ranger 900 Crew 14-19
 Ranger XP 1000 2017
 Ranger XP 1000 Crew 2017
 Ranger XP 1000 EPS 17-20
 Ranger XP 1000 EPS Crew 2020
 OE# 4012829

INDEX

WIDE OPEN PARTS

TIRES & WHEELS

BRAKES

AIR, OIL & FUEL

BATTERY & ELECTRICAL

ENGINE

BEARINGS

BUSHINGS

DRIVELINE

AXLES

BELTS

CONTROLS

TOOLS & CHEMICALS

EXHAUST

ACCESSORIES

Sensors & relays continue on the next page.

Angle Sensors



AS345W



AS425W



AS500W

HONDA						
MODEL	YEAR	WIDE OPEN	SENSOR TECH	OEM	OEM #	
TRX250 TE Recon	02-20	AS425W	AS425A	AS425	38800-HP0-A11	
TRX350 TE/FE Rancher	00-01	AS345W	AS345A	AS345	38800-HN5-A11	
TRX350 TE/FE Rancher	02-06	AS425W	AS425A	AS425	38800-HP0-A11	
TRX400AT Rancher	04-07	AS500W	AS500A	AS500	38800-HN2-005 06380-HN2-305	
TRX420FA Rancher	09-21	AS425W	AS425A	AS425	38800-HP0-A11 38800-HR3-A21	
TRX420FE/TE Rancher	07-19	AS425W	AS425A	AS425	38800-HP0-A11 38800-HR3-A21	
TRX420FE/TE Rancher	20-21			AS520	38810-HR4-A91	
TRX450FE/TE Foreman	98-01	AS450W	AS450A	AS450	38800-HN0-A11	
TRX450FE/TE Foreman	02-04	AS425W	AS425A	AS425	38800-HN5-A11	
SXS500 Pioneer	15-21	AS425W	AS425A	AS425	38800-HR3-A21	
TRX500FE/TE Foreman	05-19	AS425W	AS425A	AS425	38800-HP0-A11 38800-HR3-A21	
TRX500 Rubicon	01-14	AS500W	AS500A	AS500	38800-HN2-005 06380-HN2-305	
TRX500 Rubicon	15-19	AS425W	AS425A	AS425	38800-HR3-A21	
SXS520 Pioneer	2021	AS425W	AS425A	AS425	38800-HR3-A21	
TRX520 FE Foreman	20-21			AS520	38810-HR4-A91	
TRX520 Rubicon	20-21	AS425W	AS425A	AS425	38800-HR3-A21	
SXS1000 Pioneer	16-21	AS425W	AS425A	AS425	38800-HR3-A21	

INDEX

WIDE OPEN PARTS

TIRES & WHEELS

BRAKES

AIR, OIL & FUEL

BATTERY & ELECTRICAL

ENGINE

BEARINGS

BUSHINGS

DRIVELINE

AXLES

BELTS

CONTROLS

TOOLS & CHEMICALS

EXHAUST

ACCESSORIES

Universal Ignition Coils



CL140

Universal Coil for 6v & 12v applications. Single lead. Uses 2-hole mounting bracket as a ground fault. Mounting holes are 5.5mm X 32mm center to center. Wire length is 19" Will work with points or CDI units. Works great for all brands of ATVs.

Part #CL140



CL141

Universal Coil for 6v & 12v applications. Single lead. Uses a modular single hole mounting bracket. Separate ground wire. Wire length is 19" Will work with points or CDI units. Works great for all brands of ATVs.

Part #CL141

Points & Condensers



**CD001
Condenser**



**PT001
Point**

HONDA

MODEL	YEAR	FRONT #	CONDENSER #
ATC70	78-83	PT001	CD001
ATC90	76-78	PT002	
ATC110	79-80	PT002	

JMATV.COM
dealers online

ARE YOU REGISTERED @ JMATV.COM?

Place Orders » Check Inventory & Current Pricing

Save Time & Hassle — Register Today!

Primary Ignition Coils & Lighting Coils



PI1500



PI2500



PI2901



PI5048



PI5050

HONDA			
MODEL	YEAR	PRI COIL #	LIGHTING #
ATC110	81-85	PI18494	
ATC125M	80-83	PI18494	
ATC185/S	80-83	PI18494	
ATC200	81-83	PI18494	
ATC200E/ES	82-84	PI18494	
ATC200M/S	84-86	PI18494	
ATC200X	83-85	PI18494	
FL250 Odyssey	77-84	PI18494	

SUZUKI			
MODEL	YEAR	PRI COIL #	LIGHTING #
ALT185 Quadrunner	85-87	PI2300	PI5079
LT230S QuadSport	85-88	PI2301	PI5050 (87-90)
LT250S QuadSport	89-90	PI2301	
LT250R QuadRacer	85-92	PI2300	PI5048 #2
LT250R QuadRacer	85-92	PI2300	PI5049 #3
LTR500 QuadRacer	87-90		PI5049
LT80 QuadSport	87-06	PI2302	

YAMAHA			
MODEL	YEAR	PRI COIL #	LIGHTING #
YFM200	86-89	PI2901	
YFS200 Blaster	88-97	PI5703	PI5080 (88-06)
YTM200 Tri Moto	83-86	PI2901	PI2902
YTM225 Tri Moto	86-88	PI1500	PI2902
YFM 200 Moto 4	86-89		PI5704
YFM 225 Moto 4	86		PI5704
YFB250 Timberwolf	94-96	PI1500	
YFB250 Timberwolf 4x4	94-00	PI1500	
YFM250 BearTracker	99-03	PI1500	
YFM350 Moto-4	87-95	PI2501	
YFM350F Big Bear	87-98	PI2501	
YFM350FX Wolverine	95-99	PI1500	
YFM350FX Wolverine	00-01	PI2501	
YFM350X Warrior	87-06	PI2501	
YFP350 Terra Pro	88	PI2501	
YFM400 Kodiak	93-99	PI2501	
YFM600 Grizzly	98-01	PI2501	



- INDEX
- WIDE OPEN PARTS
- TIRES & WHEELS
- BRAKES
- AIR, OIL & FUEL
- BATTERY & ELECTRICAL**
- ENGINE
- BEARINGS
- BUSHINGS
- DRIVELINE
- AXLES
- BELTS
- CONTROLS
- TOOLS & CHEMICALS
- EXHAUST
- ACCESSORIES



RIDE WIDE OPEN.
WWW.WIDEOPENPRODUCTS.COM



OEM Replacement Ignition Coils



CL4022



CL5071



CL6021



CL6172

ARCTIC CAT

MODEL	YEAR	PART #	OEM #
150 Utility	09-18	CL5071	3305-222
250	99-05	CL5071	3530-025
300	98-05	CL5071	3530-012
550 ATV	09-16	CL6177	0824-043
550 Prowler	09-14	CL6177	0824-043
700 ATV	08-16	CL6177	0824-043
700 Prowler	08-15	CL6177	0824-043
1000 ATV	09-16	CL6177	0824-043
1000 Prowler	09-14	CL6177	0824-043

CAN-AM

MODEL	YEAR	PART #	OEM #
DS70	08-18	CL6001	30510CJF010
DS90	08-18	CL6001	30510CJF010
DS250	06-18	CL6001	30510CJF010
330 Outlander	04-05	CL6698	420265358
400 Outlander	03-08	CL6698	420265358
500 Outlander	07-15	CL6021	420266070
500 Renegade	08-15	CL6021	420266070
500 Traxter	00-05	CL6021	420266070
570 Outlander	16-17	CL6021	420266070
570 Renegade	16-17	CL6021	420266070
650 Outlander	06-17	CL6021	420266070
800 Commander	11-18	CL6021	420266070
800 Defender	17-18	CL6021	420266070
800 Outlander	06-15	CL6021	420266070
800 Renegade	07-15	CL6021	420266070
850 Outlander	16-17	CL6021	420266070
850 Renegade	16-17	CL6021	420266070
1000 Commander	11-18	CL6021	420266070
1000 Defender	17-18	CL6021	420266070
1000 Maverick	13-17	CL6021	420266070
1000 Outlander	12-18	CL6021	420266070
1000 Renegade	12-18	CL6021	420266070

Ignition coils continue on the next page.

J&M ATV/UTV SUPPLY, INC. ... OVER 30 YEARS IN THE POWERSPORTS INDUSTRY

BY PHONE: 1-800-367-9603 » BY FAX: 901-377-3392 » ONLINE: WWW.JMATV.COM



HONDA			
MODEL	YEAR	PART #	OEM #
TRX70	86-87	CL6001	30510-MN1-680
TRX90/EX/X	93-20	CL6001	30510-MN1-680
ATC110	81-83	CL6035	30500-VM3-405
ATC110	1984	CL5071	30510-167-003
ATC110	1985	CL6001	30510-KT0-405
ATC125M	85-87	CL6001	30510-KT0-405
TRX125	85-88	CL6001	30510-KT0-405
ATC185S	79-83	CL6035	30500-VM3-405
ATC200	81-83	CL6035	30500-VM3-405
ATC200E/ES	82-84	CL6035	30500-VM3-405
ATC200M	84-85	CL5071	30510-KT0-405
ATC200S	85-86	CL6001	30510-KT0-405
ATC200X	83-85	CL5071	30500-KE4-650
ATC200X	86-87	CL6001	30510-KT0-405
TRX200/D	90-97	CL6001	30510-KT0-405
TRX200SX	86-88	CL6001	30510-KT0-405
ATC250R	85-86	CL6172	30510-MK4-405
ATC250ES	85-87	CL6172	30510-MK4-611
ATC250SX	85-87	CL6172	30510-MK4-405
TRX250 Recon	97-20	CL6001	30510-HM8-000
TRX250EX/X	01-20	CL6001	30510-HN6-000
TRX300 Fourtrax	88-92	CL6172	30510-GR2-405
TRX300 Fourtrax	93-00	CL6001	30510-HM5-670
TRX300EX/X	93-09	CL6172	30510-HF1-670
ATC350X	85-86	CL6001	30510-KT0-405
TRX350/D	86-89	CL6001	30510-KT0-405
TRX350 Rancher	00-06	CL6172	30510-HN5-670
TRX400 Foreman	95-03	CL6172	30510-HM7-003
TRX400 Rancher	04-07	CL5062	30500-HN7-003
TRX400EX	99-04	CL6001	30500-HN1-003
TRX400EX	05-07	CL6056	30500-HN1-003
TRX420 Rancher	07-13	CL4022	30510-HP5-601
TRX420 Rancher	14-19	CL6162	30510-HR3-A21
TRX450 Foreman	98-04	CL6172	30510-HM7-003
TRX450R/ER	04-14	CL6035	30500-HP1-003
TRX500 Foreman	05-11	CL5062	30500-HP0-A01
TRX500 Foreman	12-19	CL6162	30510-HR0-F01
TRX500 Rubicon	01-14	CL6172	30510-HN2-A20
TRX650 Rincon	03-05	CL5062	30500-HN8-003
TRX680 Rincon	06-14	CL5070	30500-MBG-003

KAWASAKI			
MODEL	YEAR	PART #	OEM #
KFX50	06-19	CL6001	21121-Y001
KFX80	03-06	CL6167	21121-S007
KFX90	07-19	CL6001	21121-Y001
KLF220 Bayou	88-02	CL6030	21121-1198
KLF250 Bayou	03-11	CL6030	21121-1198
KLF250 Mojave	87-04	CL6001	21121-1148
KLF300A/B Bayou	86-04	CL5032	21121-1049
KLF300C Bayou	89-96	CL5032	21121-1049
KLF300C Bayou	97-04	CL6017	21121-1264
KEF300 Lakota	95-03	CL5070	21121-1240
KVF300 Prairie	99-02	CL6030	21121-1198
KVF360 Prairie	03-12	CL6030	21121-1198
KLF400 Bayou	93-98	CL6030	21121-1198

KAWASAKI			
MODEL	YEAR	PART #	OEM #
KVF400 Prairie	98-02	CL6030	21121-1198
KFX400	03-06	CL6019	21121-S006
KFX450R	08-14	CL6162	21121-0032
KVF650 Prairie	02-04	CL6084	21121-1306
KVF650 Brute Force	05-13	CL6084	21121-1306
KVF700 Prairie	04-06	CL6084	21121-1306
KFX700	04-09	CL6030	21121-1316
KVF750 Brute Force	08-20	CL6162	21121-039
KRF750 Teryx	2008	CL6084	21121-1306
KRF800 Teryx	14-20	CL6162	21121-0725
KAF450 1000 Mule	94-07	CL5070	21121-1162
KAF620 3000 Mule	01-08	CL5070	21121-2092
KAF620 3010 Mule	01-08	CL5070	21121-2092
KAF620 3020 Mule	01-02	CL5070	21121-2092
KAF620 4000 Mule	09-20	CL5070	21121-2092
KAF620 4010 Mule	09-20	CL5070	21121-2092

POLARIS			
MODEL	YEAR	PART #	OEM #
ALL 2 STROKES (250-400cc)	90-06	CL6035	3083923
50 Outlaw	08-19	CL6001	0453894
50 Predator	04-06	CL6018	450551
50 Predator	2007	CL6001	0452309
50 Scrambler	01-03	CL6018	450551
90 Outlaw	07-16	CL6001	0452309
90 Predator	03-06	CL6018	450551
90 Scrambler	01-03	CL6018	450551
90 Sportsman	01-06	CL6018	450551
90 Sportsman	07-16	CL6001	0452309
110 Outlaw	16-20	CL6017	0455029
110 Sportsman	16-20	CL6017	0455029
170 RZR	10-14	CL6001	0452309
170 RZR	15-20	CL6017	0455029
200 Phoenix	05-20	CL6001	0452309
330 All Models	03-13	CL5060	3084690
400 Hawkeye HO	11-14	CL5061	3089239
400 Ranger	10-14	CL5061	3089239
400 Sportsman	02-04	CL5062	3085228
400 Sportsman	04-07	CL5061	3089239
400 Sportsman	11-14	CL5061	3089239
450 Sportsman	06-07	CL5061	3089239
500 Magnum	00-03	CL5060	3085227
500 Ranger Series 10/11	1999	CL5060	3085227
500 Ranger Series 10/11	03-04	CL5062	3085227
500 Ranger	04-09	CL5062	3085227
500 Scrambler	97-03	CL5060	3084690
500 Sportsman	96-04	CL5062	3085227
500 Sportsman HO	04-13	CL5061	3089239
700 Sportsman	05-08	CL6021	4010425 2876049
800 Sportsman	05-14	CL6021	4010425 2876049
800 Ranger	14-16	CL6021	4010425 2876049
800 RZR	08-14	CL6021	4010425 2876049
850 Scrambler	14-17	CL6021	4010425 2876049

- INDEX
- WIDE OPEN PARTS
- TIRES & WHEELS
- BRAKES
- AIR, OIL & FUEL
- BATTERY & ELECTRICAL
- ENGINE
- BEARINGS
- BUSHINGS
- DRIVELINE
- AXLES
- BELTS
- CONTROLS
- TOOLS & CHEMICALS
- EXHAUST
- ACCESSORIES

Ignition coils continue on the next page.





POLARIS			
MODEL	YEAR	PART #	OEM #
850 Sportsman	09-17	CL6021	4010425 2876049
900 Ace	16-18	CL6021	4010425 2876049
900 Ranger + Crew	14-18	CL6021	4010425 2876049
900 RZR	11-20	CL6021	4010425 2876049
1000 General	2017	CL6021	4010425 2876049
1000 Ranger + Crew	2017	CL6021	4010425 2876049
1000 RZR	14-17	CL6021	4010425 2876049
1000 Scrambler	14-20	CL6021	4010425 2876049
1000 Sportsman	15-20	CL6021	4010425 2876049

SUZUKI			
MODEL	YEAR	PART #	OEM #
LTZ50 QuadSport	06-18	CL6001	33410-36G00
LT80 QuadSport	96-06	CL6030	33410-22AV0
LTZ90 QuadSport	07-18	CL6001	33410-36G00
LTZ250	04-09	CL6030	33410-22A00
LTF250 Quadrunner	87-98	CL5071	33410-26GA1
LTF250 Quadrunner	99-02	CL6019	33410-09410
LTF250 Ozark	02-09	CL6030	33410-42A00
LT4WDX King Quad	91-98	CL5071	33410-01X50
LTF300F King Quad	99-02	CL6019	33410-19B10
LTA/F400 Eiger	02-07	CL6120	33410-26GA0
LTA/F400 King Quad	08-10	CL6120	33410-41D20
LTA/F400 King Quad	11-18	CL6049	33410-26G00
LTZ400 QuadSport	03-08	CL5071	33410-09F00
LTZ400 QuadSport	09-14	CL6019	33410-26GA0
LTA450 King Quad	07-10	CL6019	33410-19B10
LTF500F Quadrunner	98-02	CL5071	33410-09F00
LTA/F500 Vinson	02-07	CL5071	33410-09F00
LTA500 King Quad	09-14	CL6019	33410-19B10
LTA700 King Quad	05-07	CL6019	33410-19B10
LTA750 King Quad	08-13	CL6019	33410-19B10

YAMAHA			
MODEL	YEAR	PART #	OEM #
YFM50 Raptor	04-08	CL5071	4KJ-82310-10-00
YFM80 Moto 4	85-88	CL5071	5MO-82310-M0-00
YFM80 Badger	92-01	CL5071	4KJ-82310-10-00
YFM80 Grizzly	05-08	CL5071	4KJ-82310-10-00
YFM80 Raptor	02-08	CL5071	4KJ-82310-10-00
YFM90 Raptor	09-13	CL6025	43D-F4473-00-00
YFM100 Champ		CL5071	4KJ-82310-10-00
YFA125 Breeze	89-04	CL5071	4KJ-82310-10-00
YFM125 Grizzly/Raptor	04-13	CL5071	4KJ-82310-10-00
YFS200 Blaster	88-06	CL5071	3KJ-82310-01-00
YFM200 Moto 4	86-89	CL5071	1UY-82310-41-00
YFM225 Moto 4	86-88	CL5071	1UY-82310-41-00
YFM250 Moto 4	89-91	CL5071	1UY-82310-41-00
YFB250 Timberwolf	92-99	CL5071	3GD-82310-10-00
YFM250 Beartracker	99-04	CL5071	4KJ-82310-10-00
YFM250 Bruin	05-06	CL5071	4KJ-82310-10-00
YFM250 Big Bear	07-09	CL5071	4KJ-82310-10-00
YFM250 Raptor	08-13	CL5071	3NS-82310-10-00
YFM350 Moto 4	87-95	CL5071	1UY-82310-41-00
YFM350 Big Bear	87-88	CL5071	1UY-82310-41-00
YFM350 Big Bear	89-98	CL5071	3GD-82310-10-00
YFM350 Bruin	04-06	CL5071	3GD-82310-10-00
YFM350 Grizzly	07-13	CL5071	5KM-82310-00-00
YFM350X Warrior	87-01	CL5071	3GD-82310-10-00
YFM350 Wolverine	95-09	CL5071	3GD-82310-10-00
YFM350 Raptor	05-13	CL5071	3KJ-82310-10-00
YFZ350 Banshee	87-06	CL6002	3LC-82310-01-00
YFM400 Big Bear	00-12	CL5071	5FU-82310-00-00
YFM400 Kodiak	93-06	CL5071	3GD-82310-10-00
YFM400 Grizzly	07-08	CL5071	3KJ-82310-10-00
YFM450 Kodiak	03-06	CL5071	3KJ-82310-10-00
YFM450 Grizzly	07-14	CL5071	3KJ-82310-10-00
YFM450 Wolverine	06-10	CL5071	3KJ-82310-10-00
YFZ450	04-09	CL6046	5TA-82310-10-00
YFZ450R	09-17	CL6112	18P-82310-00-00
YFM550 Grizzly	09-14	CL6049	5YU-82310-10-00
YFM600 Grizzly	98-01	CL5071	4KJ-82310-10-00
YFM660 Grizzly	02-08	CL5071	3KJ-82310-10-00
YFM660 Raptor	01-05	CL5071	3KJ-82310-10-00
YXR660 Rhino	04-07	CL5071	5FU-82310-00-00
YFM700 Grizzly	2007	CL6017	3SX-82310-00-00
YFM700 Grizzly	08-19	CL6049	3TB-82310-00-00
YFM700 Kodiak	09-19	CL6049	3TB-82310-00-00
YFM700R Raptor	06-18	CL6017	3SX-82310-00-00
YXR700 Rhino	08-13	CL6049	5YU-82310-10-00
YXM700 Viking	14-20	CL6049	5YU-82310-10-00
YXZ1000	16-20	CL6070	2HC-82310-00-00

HAVE QUESTIONS?
WE ARE HERE TO HELP!
 Call Today & Speak To One Of
 Our Knowledgeable Sales Reps
 TOLL FREE **800-367-9603**

- INDEX
- WIDE OPEN PARTS
- TIRES & WHEELS
- BRAKES
- AIR, OIL & FUEL
- BATTERY & ELECTRICAL
- ENGINE
- BEARINGS
- BUSHINGS
- DRIVELINE
- AXLES
- BELTS
- CONTROLS
- TOOLS & CHEMICALS
- EXHAUST
- ACCESSORIES



Cooling Fans



CF2000



CF2002



CF2004



CF2006



CF2008



CF2010



CF2012



CF2014



CF2016



CF2018



CF2020



CF2022



CF2024



CF3000



CF4000



CF4002

INDEX

WIDE OPEN PARTS

TIRES & WHEELS

BRAKES

AIR, OIL & FUEL

BATTERY & ELECTRICAL

ENGINE

BEARINGS

BUSHINGS

DRIVELINE

AXLES

BELTS

CONTROLS

TOOLS & CHEMICALS

EXHAUST

ACCESSORIES

Cooling fans continue on the next page.

COOLING FANS



- INDEX
- WIDE OPEN PARTS
- TIRES & WHEELS
- BRAKES
- AIR, OIL & FUEL
- BATTERY & ELECTRICAL**
- ENGINE
- BEARINGS
- BUSHINGS
- DRIVELINE
- AXLES
- BELTS
- CONTROLS
- TOOLS & CHEMICALS
- EXHAUST
- ACCESSORIES



CF4004



CF4006



CF4008




CF4010



CF4012



CF4502



CF4504



CF5000



CF5002



CF5004



CF5006



CF5008



CF5010



CL5012



CF5014



CF5100



CF5103

Cooling fans continue on the next page.





ARCTIC CAT				
MODEL	YEAR	DESCRIPTION	PART #	OEM #
375 AUTO	2002	HIGH PERFORMANCE UPGRADE	CF4500	0413-044
		STANDARD REPLACEMENT	CF4500H	0413-044
400 MANUAL	02-07	HIGH PERFORMANCE UPGRADE	CF4500	0413-044
		STANDARD REPLACEMENT	CF4500H	0413-044
400 VP AUTO	04-06	HIGH PERFORMANCE UPGRADE	CF4500	0413-044
		STANDARD REPLACEMENT	CF4500H	0413-044
450 EFI	10-12	HIGH PERFORMANCE UPGRADE	CF4500	0413-044
		STANDARD REPLACEMENT	CF4500H	0413-044
500 ALTERRA TRV	2017	HIGH PERFORMANCE UPGRADE	CF4500	0413-044
		STANDARD REPLACEMENT	CF4500H	0413-044
500 AUTO	2002, 05-09	HIGH PERFORMANCE UPGRADE	CF4500	0413-044
		STANDARD REPLACEMENT	CF4500H	0413-044
500 MANUAL	03, 05-09	HIGH PERFORMANCE UPGRADE	CF4500	0413-044
		STANDARD REPLACEMENT	CF4500H	0413-044
500 H1	2009	HIGH PERFORMANCE UPGRADE	CF4500	0413-044
		STANDARD REPLACEMENT	CF4500H	0413-044
500 ATV	13-17	HIGH PERFORMANCE UPGRADE	CF4500	0413-044
		STANDARD REPLACEMENT	CF4500H	0413-044
500 PROWLER	14-15	HIGH PERFORMANCE UPGRADE	CF4500	0413-044
		STANDARD REPLACEMENT	CF4500H	0413-044
500 TRV	2008	HIGH PERFORMANCE UPGRADE	CF4500	0413-044
		STANDARD REPLACEMENT	CF4500H	0413-044
500 TRV	10-15	HIGH PERFORMANCE UPGRADE	CF4500	0413-044
		STANDARD REPLACEMENT	CF4500H	0413-044
500 XR	2015	HIGH PERFORMANCE UPGRADE	CF4500	0413-044
		STANDARD REPLACEMENT	CF4500H	0413-044
550 H1	09-15	HIGH PERFORMANCE UPGRADE	CF4500	0413-044
		STANDARD REPLACEMENT	CF4500H	0413-044
550 ALTERRA	2016	HIGH PERFORMANCE UPGRADE	CF4500	0413-044
		STANDARD REPLACEMENT	CF4500H	0413-044
550 PROWLER	09-15	HIGH PERFORMANCE UPGRADE	CF4500	0413-044
		STANDARD REPLACEMENT	CF4500H	0413-044
550 TRV	10-16	HIGH PERFORMANCE UPGRADE	CF4500	0413-044
		STANDARD REPLACEMENT	CF4500H	0413-044
650 H1	05-08, 10-11	HIGH PERFORMANCE UPGRADE	CF4500	0413-044
		STANDARD REPLACEMENT	CF4500H	0413-044
650 PROWLER	06-09	HIGH PERFORMANCE UPGRADE	CF4500	0413-044
		STANDARD REPLACEMENT	CF4500H	0413-044
700 EFI/HDX/GT/H1/LTD/XT	06-09, 11-17	HIGH PERFORMANCE UPGRADE	CF4500	0413-044
		STANDARD REPLACEMENT	CF4500H	0413-044
700 ALTERRA	16-17	HIGH PERFORMANCE UPGRADE	CF4500	0413-044
		STANDARD REPLACEMENT	CF4500H	0413-044
700 ALTERRA TRV	2017	HIGH PERFORMANCE UPGRADE	CF4500	0413-044
		STANDARD REPLACEMENT	CF4500H	0413-044
700 MUD PRO	09-17	HIGH PERFORMANCE UPGRADE	CF4500	0413-044
		STANDARD REPLACEMENT	CF4500H	0413-044
700 PROWLER	08-17	HIGH PERFORMANCE UPGRADE	CF4500	0413-044
		STANDARD REPLACEMENT	CF4500H	0413-044
700 TBX	10-17	HIGH PERFORMANCE UPGRADE	CF4500	0413-044
		STANDARD REPLACEMENT	CF4500H	0413-044
700 TRV	10-16	HIGH PERFORMANCE UPGRADE	CF4500	0413-044
		STANDARD REPLACEMENT	CF4500H	0413-044
700 WILDCAT SPORT	15-17	HIGH PERFORMANCE UPGRADE	CF4500	0413-044
		STANDARD REPLACEMENT	CF4500H	0413-044
700 WILDCAT TRAIL	15-17	HIGH PERFORMANCE UPGRADE	CF4500	0413-044
		STANDARD REPLACEMENT	CF4500H	0413-044

INDEX

WIDE OPEN PARTS

TIRES & WHEELS

BRAKES

AIR, OIL & FUEL

BATTERY & ELECTRICAL

ENGINE

BEARINGS

BUSHINGS

DRIVELINE

AXLES

BELTS

CONTROLS

TOOLS & CHEMICALS

EXHAUST

ACCESSORIES



Cooling fans continue on the next page.

ARCTIC CAT

MODEL	YEAR	DESCRIPTION	PART #	OEM #
1000 ALTERRA TRV	2017	HIGH PERFORMANCE UPGRADE	CF4500	0413-044
		STANDARD REPLACEMENT	CF4500H	0413-044
1000 MUD PRO LTD EPS	10-17	HIGH PERFORMANCE UPGRADE	CF4500	0413-044
		STANDARD REPLACEMENT	CF4500H	0413-044
1000 PROWLER XT	16-17	HIGH PERFORMANCE UPGRADE	CF4500	0413-044
		STANDARD REPLACEMENT	CF4500H	0413-044
1000 PROWLER XTZ	09-11, 2014	HIGH PERFORMANCE UPGRADE	CF4500	0413-044
		STANDARD REPLACEMENT	CF4500H	0413-044
1000 TRV	2010, 13-16	HIGH PERFORMANCE UPGRADE	CF4500	0413-044
		STANDARD REPLACEMENT	CF4500H	0413-044
1000 WILDCAT	12-15	HIGH PERFORMANCE UPGRADE	CF4500	0413-044
		STANDARD REPLACEMENT	CF4500H	0413-044
1000 WILDCAT 4	13-14	HIGH PERFORMANCE UPGRADE	CF4500	0413-044
		STANDARD REPLACEMENT	CF4500H	0413-044
1000 WILDCAT 4X	14-16	HIGH PERFORMANCE UPGRADE	CF4500	0413-044
		STANDARD REPLACEMENT	CF4500H	0413-044
1000 WILDCAT X	13-16	HIGH PERFORMANCE UPGRADE	CF4500	0413-044
		STANDARD REPLACEMENT	CF4500H	0413-044
1000 XT/EPS/THUNDERCAT	08-17	HIGH PERFORMANCE UPGRADE	CF4500	0413-044
		STANDARD REPLACEMENT	CF4500H	0413-044

CAN-AM

MODEL	YEAR	DESCRIPTION	PART #	OEM #
400 OUTLANDER	06-08	HIGH PERFORMANCE UPGRADE	CF4509	709200158
		STANDARD REPLACEMENT	CF4509H	709200158
400 OUTLANDER	09-15	100 CFM HIGHER THAN STOCK	CF4515	709200371
		STANDARD REPLACEMENT	CF4013H	
DS650	00-07	HIGH PERFORMANCE UPGRADE	CF4502	709200092
DS450	08-09	HIGH PERFORMANCE UPGRADE	CF4504	709200173
DS450	10-15	HIGH PERFORMANCE UPGRADE	CF4510	709200573
450 OUTLANDER	15-18	100 CFM HIGHER THAN STOCK	CF4508	709200563
500 DEFENDER	17-18	(MUST REUSE OE SHROUD)	CF4516	709200534
500 OUTLANDER	07-08	HIGH PERFORMANCE UPGRADE	CF4507	709200124
		STANDARD REPLACEMENT	CF4008H	709200124
500 OUTLANDER	09-12	100 CFM HIGHER THAN STOCK	CF4515	709200371
		STANDARD REPLACEMENT	CF4013H	709200371
500 OUTLANDER	13-15	100 CFM HIGHER THAN STOCK	CF4508	709200563
500 RENEGADE	2008	HIGH PERFORMANCE UPGRADE	CF4507	709200124
		STANDARD REPLACEMENT	CF4008H	709200124
500 RENEGADE	09-12	100 CFM HIGHER THAN STOCK	CF4515	709200371
		STANDARD REPLACEMENT	CF4013H	709200371
500 RENEGADE	13-15	100 CFM HIGHER THAN STOCK	CF4508	709200563
570 OUTLANDER	15-18	100 CFM HIGHER THAN STOCK	CF4508	709200563
570 OUTLANDER XMR	17-18	100 CFM HIGHER THAN STOCK	CF4506	709200498
570 RENEGADE	16-18	100 CFM HIGHER THAN STOCK	CF4508	709200563
650 OUTLANDER	06-08	HIGH PERFORMANCE UPGRADE	CF4507	709200124
		STANDARD REPLACEMENT	CF4008H	709200124
650 OUTLANDER	09-12	100 CFM HIGHER THAN STOCK	CF4515	709200371
		STANDARD REPLACEMENT	CF4013H	709200371
650 OUTLANDER	13-18	100 CFM HIGHER THAN STOCK	CF4508	709200563
650 OUTLANDER XMR	13-18	100 CFM HIGHER THAN STOCK	CF4506	709200498

Cooling fans continue on the next page.



CAN-AM				
MODEL	YEAR	DESCRIPTION	PART #	OEM #
650 RENEGADE	2018	100 CFM HIGHER THAN STOCK	CF4508	709200563
800 COMMANDER	11-18	HIGH PERFORMANCE UPGRADE	CF4512	709200375
800 DEFENDER	16-18	(MUST REUSE OE SHROUD)	CF4516	709200534
800 MAVERICK TRAIL	2018	(MUST REUSE OE SHROUD) 100 CFM HIGHER THAN STOCK	CF4508	709200665
800 OUTLANDER	06-08	HIGH PERFORMANCE UPGRADE STANDARD REPLACEMENT	CF4507 CF4008H	709200124 709200124
800 OUTLANDER	09-12	100 CFM HIGHER THAN STOCK STANDARD REPLACEMENT	CF4515 CF4013H	709200371 709200371
800 OUTLANDER	13-14	100 CFM HIGHER THAN STOCK	CF4508	709200563
800 OUTLANDER XMR	11-12	STANDARD REPLACEMENT	CF4013H	709200371
800 RENEGADE	07-08	HIGH PERFORMANCE UPGRADE STANDARD REPLACEMENT	CF4507 CF4008H	709200124 709200124
800 RENEGADE	09-11	100 CFM HIGHER THAN STOCK STANDARD REPLACEMENT	CF4515 CF4013H	709200371 709200371
800 RENEGADE	12-15	100 CFM HIGHER THAN STOCK	CF4508	709200563
850 OUTLANDER	15-18	100 CFM HIGHER THAN STOCK	CF4508	709200563
850 OUTLANDER XMR	16-18	100 CFM HIGHER THAN STOCK	CF4506	709200498
850 RENEGADE	16-18	100 CFM HIGHER THAN STOCK	CF4508	709200563
1000 OUTLANDER	12-18	100 CFM HIGHER THAN STOCK	CF4508	709200564
1000 RENEGADE	12-15	100 CFM HIGHER THAN STOCK	CF4508	709200564
1000 MAVERICK	13-18	(MUST REUSE OE SHROUD) 100 CFM HIGHER THAN STOCK	CF4508	709200564
1000 COMMANDER	11-18	HIGH PERFORMANCE UPGRADE	CF4512	709200375
1000 MAVERICK TRAIL	2018	(MUST REUSE OE SHROUD) 100 CFM HIGHER THAN STOCK	CF4508	709200665
1000 DEFENDER	16-18	(MUST REUSE OE SHROUD)	CF4516	709200534
1000 OUTLANDER XMR	13-18	100 CFM HIGHER THAN STOCK STANDARD REPLACEMENT	CF4505 CF4010H	709200565 709200565
1000 MAVERICK X3	17-18	(MUST REUSE OE SHROUD)	CF4516	709200588

HONDA				
MODEL	YEAR	DESCRIPTION	PART #	OEM #
TRX400FA RANCHER	04-07	STANDARD REPLACEMENT	CF1013H	19030-HN7-003
TRX450R	04-05	STANDARD REPLACEMENT	CF1012H	19030-HP1-003
TRX450R/ER	06-14	HIGHER CFM THAN STOCK. MAY REQUIRE HIGHER AMP FUSE OR CIRCUIT BREAKER.	CF3000	19030-HP1-901
SXS500 PIONEER	15-18	HIGH PERFORMANCE UPGRADE	CF3004	19030-HL5-A02
TRX500 FOREMAN	05-11	STANDARD REPLACEMENT	CF1013H	19030-HP0-A01
TRX500 RUBICON	01-04	STANDARD REPLACEMENT	CF1013H	19020-HN2-013
TRX500 RUBICON	05-07	STANDARD REPLACEMENT	CF1014H	19030-HN2-A21
TRX500 RUBICON	08-11	STANDARD REPLACEMENT	CF1012H	19030-HN2-B01
TRX650 RINCON	03-05	STANDARD REPLACEMENT	CF1013H	19020-HN2-013
TRX680 RINCON	06-14	STANDARD REPLACEMENT	CF1013H	19020-HN2-013
SXS700 PIONEER	14-20	(MUST REUSE OE SHROUD)	CF3005	19030-HL3-A01
SXS1000 PIONEER	16-20	(MUST REUSE OE SHROUD)	CF3006	19030-HL4-A01

INDEX

WIDE OPEN PARTS

TIRES & WHEELS

BRAKES

AIR, OIL & FUEL

BATTERY & ELECTRICAL

ENGINE

BEARINGS

BUSHINGS

DRIVELINE

AXLES

BELTS

CONTROLS

TOOLS & CHEMICALS

EXHAUST

ACCESSORIES



Cooling fans continue on the next page.

JOHN DEERE

MODEL	YEAR	DESCRIPTION	PART #	OEM #
GATOR 6X4 GAS	93-05	HIGH PERFORMANCE UPGRADE	CF6000	AM116379
GATOR 6X4 DIESEL/GATOR WORKSITE	96-06	HIGH PERFORMANCE UPGRADE	CF6001	AM144130
GATOR 6X4 DIESEL	06-15	HIGH PERFORMANCE UPGRADE	CF6002	VGA11758
XUV590i GATOR	REF OE#	HIGH PERFORMANCE UPGRADE	CF6007	VGA10864
XUV620i GATOR	REF OE#	HIGH PERFORMANCE UPGRADE	CF6007	VGA10864
XUV625i GATOR	REF OE#	HIGH PERFORMANCE UPGRADE	CF6007	VGA10864
XUV825i GATOR	REF OE#	HIGH PERFORMANCE UPGRADE	CF6004	AM138384
XUV850D DIESEL GATOR	REF OE#	HIGH PERFORMANCE UPGRADE	CF6004	AM138384
RSX850i GATOR	REF OE#	HIGH PERFORMANCE UPGRADE	CF6007	VGA10864
PRO GATOR 2020/2030	00-06	HIGH PERFORMANCE UPGRADE	CF6009	AM129853
PRO GATOR 2020A/2030A	07-18	HIGH PERFORMANCE UPGRADE	CF6010	TCA20929

KAWASAKI

MODEL	YEAR	DESCRIPTION	PART #	OEM #
KSF250 MOJAVE	87-04	HIGHER CFM THAN STOCK. MAY REQUIRE HIGHER AMP FUSE OR CIRCUIT BREAKER	CF5016	59502-1065
KVF300 BRUTE FORCE	12-18	HIGH PERFORMANCE UPGRADE	CF5005	59502-Y001
KVF360 PRAIRIE	03-12	HIGHER CFM THAN STOCK. MAY REQUIRE HIGHER AMP FUSE OR CIRCUIT BREAKER	CF5010	59502-1138
KFX400	03-06	HIGHER CFM THAN STOCK. MAY REQUIRE HIGHER AMP FUSE OR CIRCUIT BREAKER	CF5002	59502-S006
KLF400 BAYOU	93-99	HIGHER CFM THAN STOCK. MAY REQUIRE HIGHER AMP FUSE OR CIRCUIT BREAKER	CF5004	59502-1102
KVF400 PRAIRIE	97-02	HIGHER CFM THAN STOCK. MAY REQUIRE HIGHER AMP FUSE OR CIRCUIT BREAKER	CF5014	59502-1123
KFX450R	05-13	HIGHER CFM THAN STOCK. MAY REQUIRE HIGHER AMP FUSE OR CIRCUIT BREAKER	CF5007	59502-0029
KVF650 BRUTE FORCE SRA	05-13	HIGHER CFM THAN STOCK. MAY REQUIRE HIGHER AMP FUSE OR CIRCUIT BREAKER	CF5008	59502-0012
KVF650i BRUTE FORCE IRS	06-13	HIGHER CFM THAN STOCK. MAY REQUIRE HIGHER AMP FUSE OR CIRCUIT BREAKER	CF5003	59502-0022
KFX700	04-09	HIGHER CFM THAN STOCK. MAY REQUIRE HIGHER AMP FUSE OR CIRCUIT BREAKER	CF5000	21174-0001
KVF750i BRUTE FORCE	05-11	HIGHER CFM THAN STOCK. MAY REQUIRE HIGHER AMP FUSE OR CIRCUIT BREAKER	CF5006	59502-0011
			STANDARD REPLACEMENT	CF5006H
KVF750i BRUTE FORCE	12-18	HIGH PERFORMANCE UPGRADE	CF5001	59502-0554
			STANDARD REPLACEMENT	CF5007H
KVF700 PRAIRIE	04-06	HIGHER CFM THAN STOCK. MAY REQUIRE HIGHER AMP FUSE OR CIRCUIT BREAKER	CF5008	59502-0012
KVF650 PRAIRIE	02-03	HIGHER CFM THAN STOCK. MAY REQUIRE HIGHER AMP FUSE OR CIRCUIT BREAKER	CF5018	59502-1140
KRT750 TERYX	08-09	HIGHER CFM THAN STOCK. MAY REQUIRE HIGHER AMP FUSE OR CIRCUIT BREAKER	CF5012	59502-0039
KRT750 TERYX	10-13	HIGHER CFM THAN STOCK. MAY REQUIRE HIGHER AMP FUSE OR CIRCUIT BREAKER	CF5013	59502-0564
			STANDARD REPLACEMENT	CF5013H
KRF800 TERYX/TERYX4	14-19	HIGHER CFM THAN STOCK. MAY REQUIRE HIGHER AMP FUSE OR CIRCUIT BREAKER	CF5023	59502-0566
KAF820 MULE PRO FX/FXT	15-19	HIGHER CFM THAN STOCK. MAY REQUIRE HIGHER AMP FUSE OR CIRCUIT BREAKER	CF5023	59502-0566

Cooling fans continue on the next page.



KAWASAKI				
MODEL	YEAR	DESCRIPTION	PART #	OEM #
2500/2510 MULE GAS	93-00	HIGHER CFM THAN STOCK. MAY REQUIRE HIGHER AMP FUSE OR CIRCUIT BREAKER	CF5022	59502-1106
3000/3010 MULE GAS	01-08	HIGHER CFM THAN STOCK. MAY REQUIRE HIGHER AMP FUSE OR CIRCUIT BREAKER	CF5020	59502-1137
4000/4010 MULE GAS	09-18	HIGHER CFM THAN STOCK. MAY REQUIRE HIGHER AMP FUSE OR CIRCUIT BREAKER	CF5021	59502-0042
3010 MULE DIESEL	07-13	HIGHER CFM THAN STOCK. MAY REQUIRE HIGHER AMP FUSE OR CIRCUIT BREAKER	CF5026	59502-7501
4010 MULE DIESEL	07-13	HIGHER CFM THAN STOCK. MAY REQUIRE HIGHER AMP FUSE OR CIRCUIT BREAKER	CF5026	59502-7501

POLARIS				
MODEL	YEAR	DESCRIPTION	PART #	OEM #
250 TRAIL BLAZER	96-97	HIGHER CFM THAN STOCK. MAY REQUIRE HIGHER AMP FUSE OR CIRCUIT BREAKER	CF4002	4170013
		STANDARD REPLACEMENT	CF4002H	4170013
250 XPLOER 4X4	00-02	HIGHER CFM THAN STOCK. MAY REQUIRE HIGHER AMP FUSE OR CIRCUIT BREAKER	CF4002	4170013
		STANDARD REPLACEMENT	CF4002H	4170013
300 XPRESS	96-97	HIGHER CFM THAN STOCK. MAY REQUIRE HIGHER AMP FUSE OR CIRCUIT BREAKER	CF4002	4170013
		STANDARD REPLACEMENT	CF4002H	4170013
325 ACE	15-16	HIGH PERFORMANCE UPGRADE	CF4010	2410413
		STANDARD REPLACEMENT	CF4010H	2410413
325 HAWKEYE	2015	100 CFM HIGHER THAN STOCK	CF4005	2411330
325 MAGNUM 2X4/4X4	00-02	HIGH PERFORMANCE UPGRADE	CF4014	2410157
		STANDARD REPLACEMENT	CF3010H	2410157
325 SPORTSMAN ETX	2015	100 CFM HIGHER THAN STOCK	CF4005	2411330
		STANDARD REPLACEMENT	CF4005H	2411330
325 XPEDITION	01-02	HIGH PERFORMANCE UPGRADE	CF4014	2410157
		STANDARD REPLACEMENT	CF3010H	2410157
325 TRAIL BOSS	00-02	HIGH PERFORMANCE UPGRADE	CF4014	2410157
		STANDARD REPLACEMENT	CF3010H	2410157
330 MAGNUM	03-04	HIGH PERFORMANCE UPGRADE	CF4014	2410157
		STANDARD REPLACEMENT	CF3010H	2410157
330 TRAIL BOSS	03-04	HIGH PERFORMANCE UPGRADE	CF4014	2410157
		STANDARD REPLACEMENT	CF3010H	2410157
350L TRAIL BOSS	90-93	HIGHER CFM THAN STOCK. MAY REQUIRE HIGHER AMP FUSE OR CIRCUIT BREAKER	CF4002	4170013
		STANDARD REPLACEMENT	CF4002H	4170013
400L 2X4/4X4	94-95	HIGHER CFM THAN STOCK. MAY REQUIRE HIGHER AMP FUSE OR CIRCUIT BREAKER	CF4002	4170013
		STANDARD REPLACEMENT	CF4002H	4170013
400L Sport	94-99	HIGHER CFM THAN STOCK. MAY REQUIRE HIGHER AMP FUSE OR CIRCUIT BREAKER	CF4002	4170013
		STANDARD REPLACEMENT	CF4002H	4170013
400L BIG BOSS 6X6	94-97	HIGHER CFM THAN STOCK. MAY REQUIRE HIGHER AMP FUSE OR CIRCUIT BREAKER	CF4002	4170013
		STANDARD REPLACEMENT	CF4002H	4170013
400 RANGER	10-14	ORIGINAL REPLACEMENT UPGRADE	CF4006	2410340
		STANDARD REPLACEMENT	CF4006H	2410340
400 HAWKEYE	2011	100 CFM HIGHER THAN STOCK	CF4004	2410383
400 HAWKEYE	12-14	100 CFM HIGHER THAN STOCK	CF4005	2411330
		STANDARD REPLACEMENT	CF4005H	2411330

INDEX

WIDE OPEN PARTS

TIRES & WHEELS

BRAKES

AIR, OIL & FUEL

BATTERY & ELECTRICAL

ENGINE

BEARINGS

BUSHINGS

DRIVELINE

AXLES

BELTS

CONTROLS

TOOLS & CHEMICALS

EXHAUST

ACCESSORIES



Cooling fans continue on the next page.

COOLING FANS



POLARIS				
MODEL	YEAR	DESCRIPTION	PART #	OEM #
400 SCRAMBLER 4X4	95-00	HIGHER CFM THAN STOCK. MAY REQUIRE HIGHER AMP FUSE OR CIRCUIT BREAKER	CF4002	4170013
		STANDARD REPLACEMENT	CF4002H	4170013
400 SCRAMBLER 2X4/4X4	01-02	HIGH PERFORMANCE UPGRADE	CF4008	2410123
		STANDARD REPLACEMENT	CF4008H	2410123
400 SPORTSMAN	94-97	HIGHER CFM THAN STOCK. MAY REQUIRE HIGHER AMP FUSE OR CIRCUIT BREAKER	CF4002	4170013
		STANDARD REPLACEMENT	CF4002H	4170013
400 SPORTSMAN	01-04	HIGH PERFORMANCE UPGRADE	CF4008	2410123
		STANDARD REPLACEMENT	CF4008H	2410123
400 SPORTSMAN	2005	100 CFM HIGHER THAN STOCK	CF4004	2410383
		STANDARD REPLACEMENT	CF4004H	2410383
400 SPORTSMAN	08-10	HIGHER CFM THAN STOCK. MAY REQUIRE HIGHER AMP FUSE OR CIRCUIT BREAKER	CF4001	2520850
		STANDARD REPLACEMENT	CF4007H	2520850
400 SPORTSMAN HO	2011	100 CFM HIGHER THAN STOCK	CF4004	2410383
		STANDARD REPLACEMENT	CF4004H	2410383
400 SPORTSMAN HO	12-14	100 CFM HIGHER THAN STOCK	CF4005	2411330
		STANDARD REPLACEMENT	CF4005H	2411330
400 SPORTSMAN	16-18	100 CFM HIGHER THAN STOCK	CF4005	2411330
		STANDARD REPLACEMENT	CF4005H	2411330
400 TRAIL BLAZER	2003	HIGH PERFORMANCE UPGRADE	CF4008	2410123
		STANDARD REPLACEMENT	CF4008H	2410123
400 XPLOER	95-99	HIGHER CFM THAN STOCK. MAY REQUIRE HIGHER AMP FUSE OR CIRCUIT BREAKER	CF4002	4170013
		STANDARD REPLACEMENT	CF4002H	4170013
400 XPLOER	00-02	HIGH PERFORMANCE UPGRADE	CF4008	2410123
		STANDARD REPLACEMENT	CF4008H	2410123
400 XPRESS	96-97	HIGHER CFM THAN STOCK. MAY REQUIRE HIGHER AMP FUSE OR CIRCUIT BREAKER	CF4002	4170013
		STANDARD REPLACEMENT	CF4002H	4170013
425 MAGNUM 2X4/4X4	95-98	HIGHER CFM THAN STOCK. MAY REQUIRE HIGHER AMP FUSE OR CIRCUIT BREAKER	CF4002	4170013
		STANDARD REPLACEMENT	CF4002H	4170013
425 XPEDITION	00-02	HIGH PERFORMANCE UPGRADE	CF4008	2410123
		STANDARD REPLACEMENT	CF4008H	2410123
450 OUTLAW	08-10	HIGHER CFM THAN STOCK. MAY REQUIRE HIGHER AMP FUSE OR CIRCUIT BREAKER	CF4000	2520719
450 SPORTSMAN	06-07	100 CFM HIGHER THAN STOCK	CF4004	2410383
		STANDARD REPLACEMENT	CF4004H	2410383
450 SPORTSMAN HO	2017	STANDARD REPLACEMENT	CF4005H	2411330
500 ACE	17-18	100 CFM HIGHER THAN STOCK	CF4005	2411330
		STANDARD REPLACEMENT	CF4005H	2411330
500 BIG BOSS 6x6	98-99	HIGHER CFM THAN STOCK. MAY REQUIRE HIGHER AMP FUSE OR CIRCUIT BREAKER	CF4002	4170013
		STANDARD REPLACEMENT	CF4002H	4170013
500 MAGNUM	00-03	HIGH PERFORMANCE UPGRADE	CF4008	2410123
		STANDARD REPLACEMENT	CF4008H	2410123
500 OUTLAW	06-07	HIGHER CFM THAN STOCK. MAY REQUIRE HIGHER AMP FUSE OR CIRCUIT BREAKER	CF4000	2520272
500 PREDATOR	03-07	HIGHER CFM THAN STOCK. MAY REQUIRE HIGHER AMP FUSE OR CIRCUIT BREAKER	CF4000	2520272
500 RANGER	04-13	HIGH PERFORMANCE UPGRADE	CF4006	2410865
		STANDARD REPLACEMENT	CF4006H	2410340
500 RANGER	17-20	(MUST REUSE OE SHROUD) 100 CFM HIGHER THAN STOCK	CF4024	2413196

- INDEX
- WIDE OPEN PARTS
- TIRES & WHEELS
- BRAKES
- AIR, OIL & FUEL
- BATTERY & ELECTRICAL
- ENGINE
- BEARINGS
- BUSHINGS
- DRIVELINE
- AXLES
- BELTS
- CONTROLS
- TOOLS & CHEMICALS
- EXHAUST
- ACCESSORIES



Cooling fans continue on the next page.



POLARIS				
MODEL	YEAR	DESCRIPTION	PART #	OEM #
500 MAGNUM	1999	HIGHER CFM THAN STOCK. MAY REQUIRE HIGHER AMP FUSE OR CIRCUIT BREAKER	CF4002	4170013
		STANDARD REPLACEMENT	CF4002H	4170013
500 SCRAMBLER 4X4	97-00	HIGH PERFORMANCE UPGRADE	CF4002	4170013
		STANDARD REPLACEMENT	CF4002H	4170013
500 SCRAMBLER 4X4	01-03	HIGH PERFORMANCE UPGRADE	CF4008	2410123
		STANDARD REPLACEMENT	CF4008H	2410123
500 SCRAMBLER 4X4	04-09	HIGH PERFORMANCE UPGRADE	CF4006	2411430
		STANDARD REPLACEMENT	CF4006H	2410340
500 SCRAMBLER 4X4	10-12	HIGH PERFORMANCE UPGRADE	CF4008	1240505
		STANDARD REPLACEMENT	CF4008H	2410123
500 SPORTSMAN	96-99	HIGHER CFM THAN STOCK. MAY REQUIRE HIGHER AMP FUSE OR CIRCUIT BREAKER	CF4002	4170013
		STANDARD REPLACEMENT	CF4002H	4170013
500 SPORTSMAN	00-04	HIGH PERFORMANCE UPGRADE	CF4008	2410123
		STANDARD REPLACEMENT	CF4008H	2410123
500 SPORTSMAN	05-11	100 CFM HIGHER THAN STOCK	CF4004	2410383
		STANDARD REPLACEMENT	CF4004H	2410383
500 SPORTSMAN	12-13	100 CFM HIGHER THAN STOCK	CF4005	2411330
		STANDARD REPLACEMENT	CF4005H	2411330
500 WORKER	1999	HIGHER CFM THAN STOCK. MAY REQUIRE HIGHER AMP FUSE OR CIRCUIT BREAKER	CF4002	4170013
		STANDARD REPLACEMENT	CF4002H	4170013
500 WORKER	00-02	HIGH PERFORMANCE UPGRADE	CF4008	2410123
		STANDARD REPLACEMENT	CF4008H	2410123
500 XPLOER	1997	HIGH PERFORMANCE UPGRADE	CF4002	4170013
		STANDARD REPLACEMENT	CF4002H	4170013
525 OUTLAW	07-11	HIGHER CFM THAN STOCK. MAY REQUIRE HIGHER AMP FUSE OR CIRCUIT BREAKER	CF4000	2520719
550 SPORTSMAN	09-10	HIGH PERFORMANCE UPGRADE	CF4019	2411118
550 SPORTSMAN	11-14	(MUST REUSE OE SHROUD)	CF4022	2411578
570 ACE	15-16	HIGH PERFORMANCE UPGRADE	CF4010	2410413
		STANDARD REPLACEMENT	CF4010H	2410413
570 ACE	17-18	100 CFM HIGHER THAN STOCK	CF4005	2411330
		STANDARD REPLACEMENT	CF4005H	2411330
570 RANGER 570 MIDSIZE	14-15	HIGH PERFORMANCE UPGRADE	CF4006	2410340
		STANDARD REPLACEMENT	CF4006H	2410340
570 RANGER 570 MIDSIZE	16-18	(MUST REUSE OE SHROUD)	CF4025	2413196
570 RANGER 570 FULLSIZE	2015	(MUST REUSE OE SHROUD)	CF4015	2411816
570 RANGER 570 FULLSIZE	16-18	(MUST REUSE OE SHROUD)	CF4024	2413196
570 RZR	12-18	HIGH PERFORMANCE UPGRADE	CF4010	2410413
		STANDARD REPLACEMENT	CF4010H	2410413
570 SPORTSMAN	14-19	100 CFM HIGHER THAN STOCK	CF4005	2411330
		STANDARD REPLACEMENT	CF4005H	2411330
600 SPORTSMAN	02-08	HIGH PERFORMANCE UPGRADE	CF4012	2410366
		STANDARD REPLACEMENT	CF4010H	2410366
700 RANGER	06-09	HIGH PERFORMANCE UPGRADE	CF4010	2410288
		STANDARD REPLACEMENT	CF4010H	2410288
700 SPORTSMAN	02-08	HIGH PERFORMANCE UPGRADE	CF4012	2410366
		STANDARD REPLACEMENT	CF4010H	2410366
800 RANGER/CREW	2010	HIGH PERFORMANCE UPGRADE	CF4010	2204347
		STANDARD REPLACEMENT	CF4010H	2204347

INDEX

WIDE OPEN PARTS

TIRES & WHEELS

BRAKES

AIR, OIL & FUEL

BATTERY & ELECTRICAL

ENGINE

BEARINGS

BUSHINGS

DRIVELINE

AXLES

BELTS

CONTROLS

TOOLS & CHEMICALS

EXHAUST

ACCESSORIES



Cooling fans continue on the next page.



POLARIS				
MODEL	YEAR	DESCRIPTION	PART #	OEM #
800 RANGER/CREW	11-15	HIGH PERFORMANCE UPGRADE	CF4020	2411732
800 RZR /4/S	08-14	HIGH PERFORMANCE UPGRADE	CF4010	2410288
		STANDARD REPLACEMENT	CF4010H	2410288
800 SPORTSMAN	05-14	HIGH PERFORMANCE UPGRADE	CF4012	2410366
		STANDARD REPLACEMENT	CF4010H	2410366
850 SCRAMBLER	13-18	(MUST REUSE OE SHROUD)	CF4022	2411578
850 SPORTSMAN	11-18	(MUST REUSE OE SHROUD)	CF4022	2411578
850 SPORTSMAN	09-10	HIGH PERFORMANCE UPGRADE	CF4019	2411118
900 ACE	16-19	HIGH PERFORMANCE UPGRADE	CF4012	2410413
		STANDARD REPLACEMENT	CF4010H	2410413
900 RANGER/CREW	13-18	(MUST REUSE OE SHROUD)	CF4015	2411816
900 RZR/4	11-14	HIGH PERFORMANCE UPGRADE	CF4018	2411807
900 RZR/4/S	15-20	(MUST REUSE OE SHROUD)	CF4013	2412447
1000 GENERAL/4	16-20	(MUST REUSE OE SHROUD)	CF4013	2412447
1000 RANGER/CREW	17-20	(MUST REUSE OE SHROUD)	CF4015	2411816
1000 RZR/4/S	14-20	(MUST REUSE OE SHROUD)	CF4013	2412447
1000 SCRAMBLER	14-18	(MUST REUSE OE SHROUD)	CF4013	2412447
1000 SPORTSMAN	15-19	(MUST REUSE OE SHROUD)	CF4017	2412286

SUZUKI				
MODEL	YEAR	DESCRIPTION	PART #	OEM #
LTZ400	03-08	HIGH PERFORMANCE UPGRADE	CF5102	17800-07G10
LT-A400 KING QUAD	02-17	HIGH PERFORMANCE UPGRADE	CF5107	17800-27H10
LT-F400 KING QUAD	02-17	HIGH PERFORMANCE UPGRADE	CF5107	17800-27H10
LT-R450	06-09	HIGHER CFM THAN STOCK. MAY REQUIRE HIGHER AMP FUSE OR CIRCUIT BREAKER	CF5100	17800-45G10
LT-A450 KING QUAD	07-10	HIGHER CFM THAN STOCK. MAY REQUIRE HIGHER AMP FUSE OR CIRCUIT BREAKER	CF5105	17800-31G10
LT-F500 QUAD RUNNER	98-02	HIGHER CFM THAN STOCK. MAY REQUIRE HIGHER AMP FUSE OR CIRCUIT BREAKER	CF5103	17800-03G00
LT-A500 QUAD MASTER	98-02	HIGHER CFM THAN STOCK. MAY REQUIRE HIGHER AMP FUSE OR CIRCUIT BREAKER	CF5103	17800-03G00
LT-F500 VINSON	02-07	HIGHER CFM THAN STOCK. MAY REQUIRE HIGHER AMP FUSE OR CIRCUIT BREAKER	CF5103	17800-03G00
LT-A500 VINSON	03-07	HIGHER CFM THAN STOCK. MAY REQUIRE HIGHER AMP FUSE OR CIRCUIT BREAKER	CF5103	17800-03G00
LT-A500 KING QUAD	09-14	HIGHER CFM THAN STOCK. MAY REQUIRE HIGHER AMP FUSE OR CIRCUIT BREAKER	CF5105	17800-31G10
LT-A500 KING QUAD	15-18	HIGH PERFORMANCE UPGRADE	CF5106	17800-31G20
LT-A700 KING QUAD	05-07	HIGHER CFM THAN STOCK. MAY REQUIRE HIGHER AMP FUSE OR CIRCUIT BREAKER	CF5105	17800-31G10
LT-A750 KING QUAD	08-13	HIGHER CFM THAN STOCK. MAY REQUIRE HIGHER AMP FUSE OR CIRCUIT BREAKER	CF5105	17800-31G10
LT-A750 KING QUAD	14-18	HIGH PERFORMANCE UPGRADE	CF5106	17800-31G20

Cooling fans continue on the next page.

- INDEX
- WIDE OPEN PARTS
- TIRES & WHEELS
- BRAKES
- AIR, OIL & FUEL
- BATTERY & ELECTRICAL
- ENGINE
- BEARINGS
- BUSHINGS
- DRIVELINE
- AXLES
- BELTS
- CONTROLS
- TOOLS & CHEMICALS
- EXHAUST
- ACCESSORIES





YAMAHA				
MODEL	YEAR	DESCRIPTION	PART #	OEM #
YFM350 BRUIN	04-06	HIGH PERFORMANCE UPGRADE	CF2020	1NS-E2405-00-00
YFM400 BIG BEAR	00-06	OIL COOLER FAN UPGRADE	CF2022	5FU-E2405-00-00
		OIL COOLER FAN	CF2022H	5FU-E2405-00-00
YFM400 BIG BEAR	07-12	OIL COOLER FAN UPGRADE	CF2020	1NS-E2405-00-00
YFM400 GRIZZLY IRS	07-08	HIGHER CFM THAN STOCK. MAY REQUIRE HIGHER AMP FUSE OR CIRCUIT BREAKER	CF2016	5ND-E2405-02-00
		STANDARD REPLACEMENT	CF2016H	5ND-E2405-02-00
YFM400 KODIAK	00-01	HIGHER CFM THAN STOCK. MAY REQUIRE HIGHER AMP FUSE OR CIRCUIT BREAKER	CF2008	99999-03274-00
		STANDARD REPLACEMENT	CF2008H	99999-03274-00
YFM400 KODIAK	03-06	HIGHER CFM THAN STOCK. MAY REQUIRE HIGHER AMP FUSE OR CIRCUIT BREAKER	CF2016	5ND-E2405-02-00
		STANDARD REPLACEMENT	CF2016H	5ND-E2405-02-00
YFM350 GRIZZLY	07-14	OIL COOLER FAN UPGRADE	CF2020	1NS-E2405-00-00
YFM350 WOLVERINE	06-09	HIGH PERFORMANCE UPGRADE	CF2020	1NS-E2405-00-00
YFM450 GRIZZLY	07-14	HIGHER CFM THAN STOCK. MAY REQUIRE HIGHER AMP FUSE OR CIRCUIT BREAKER	CF2016	5ND-E2405-02-00
		STANDARD REPLACEMENT	CF2016H	5ND-E2405-02-00
YFM450 KODIAK	03-06, 18	HIGHER CFM THAN STOCK. MAY REQUIRE HIGHER AMP FUSE OR CIRCUIT BREAKER	CF2016	5ND-E2405-02-00
		STANDARD REPLACEMENT	CF2016H	5ND-E2405-02-00
YFM450 WOLVERINE	06-10	HIGHER CFM THAN STOCK. MAY REQUIRE HIGHER AMP FUSE OR CIRCUIT BREAKER	CF2016	5ND-E2405-02-00
		STANDARD REPLACEMENT	CF2016H	5ND-E2405-02-00
YFCF450	04-13	HIGHER CFM THAN STOCK. MAY REQUIRE HIGHER AMP FUSE OR CIRCUIT BREAKER	CF2004	5TG-12405-00-00
YFCF450R/X	09-13	HIGHER CFM THAN STOCK. MAY REQUIRE HIGHER AMP FUSE OR CIRCUIT BREAKER	CF2003	18P-12405-00-00
YFCF450R/X	14-18	HIGHER CFM THAN STOCK. MAY REQUIRE HIGHER AMP FUSE OR CIRCUIT BREAKER	CF2005	1TD-E2405-00-00
YFM550 GRICFCFLY	09-11	HIGHER CFM THAN STOCK. MAY REQUIRE HIGHER AMP FUSE OR CIRCUIT BREAKER	CF2014	3B4-12405-00-00
		STANDARD REPLACEMENT	CF2014H	3B4-12405-00-00
YFM550 GRIZZLY	12-14	HIGHER CFM THAN STOCK. MAY REQUIRE HIGHER AMP FUSE OR CIRCUIT BREAKER	CF2011	1HP-E2405-00-00
YFM600 GRIZZLY	98-01	OIL COOLER FAN UPGRADE	CF2018	4SH-12405-10-00
YFM660 GRIZZLY	02-08	HIGHER CFM THAN STOCK. MAY REQUIRE HIGHER AMP FUSE OR CIRCUIT BREAKER	CF2010	5KM-12405-00-00
YFM660 RAPTOR	01-05	HIGHER CFM THAN STOCK. MAY REQUIRE HIGHER AMP FUSE OR CIRCUIT BREAKER	CF2006	5LP-12405-00-00
YXR660 RHINO	04-07	HIGHER CFM THAN STOCK. MAY REQUIRE HIGHER AMP FUSE OR CIRCUIT BREAKER	CF2002	5UG-E2405-00-00
		STANDARD REPLACEMENT	CF2002H	5UG-E2405-00-00
YFM700 GRIZZLY	07-11	HIGHER CFM THAN STOCK. MAY REQUIRE HIGHER AMP FUSE OR CIRCUIT BREAKER	CF2014	3B4-12405-00-00
		STANDARD REPLACEMENT	CF2014H	3B4-12405-00-00
YFM700 GRIZZLY	12-14	HIGHER CFM THAN STOCK. MAY REQUIRE HIGHER AMP FUSE OR CIRCUIT BREAKER	CF2011	1HP-E2405-00-00
YFM700 GRIZZLY	16-19	HIGHER CFM THAN STOCK. MAY REQUIRE HIGHER AMP FUSE OR CIRCUIT BREAKER	CF2015	B16-E2405-00-00
YFM700 KODIAK	16-18	HIGHER CFM THAN STOCK. MAY REQUIRE HIGHER AMP FUSE OR CIRCUIT BREAKER	CF2015	B16-E2405-00-00

Cooling fans continue on the next page.

PLACE YOUR ORDER WITH US ...

BY PHONE: 1-800-367-9603 » BY FAX: 901-377-3392 » ONLINE: WWW.JMATV.COM



INDEX

WIDE OPEN PARTS

TIRES & WHEELS

BRAKES

AIR, OIL & FUEL

BATTERY & ELECTRICAL

ENGINE

BEARINGS

BUSHINGS

DRIVELINE

AXLES

BELTS

CONTROLS

TOOLS & CHEMICALS

EXHAUST

ACCESSORIES

YAMAHA

MODEL	YEAR	DESCRIPTION	PART #	OEM #
YFM700 RAPTOR	06-12	HIGHER CFM THAN STOCK. MAY REQUIRE HIGHER AMP FUSE OR CIRCUIT BREAKER	CF2012	1S3-12405-00-00
YFM700 RAPTOR	13-18	HIGHER CFM THAN STOCK. MAY REQUIRE HIGHER AMP FUSE OR CIRCUIT BREAKER	CF2007	1PE-E2405-00-00
YXR450 RHINO	04-09	HIGHER CFM THAN STOCK. MAY REQUIRE HIGHER AMP FUSE OR CIRCUIT BREAKER	CF2002	5UG-E2405-00-00
		STANDARD REPLACEMENT	CF2002H	5UG-E2405-00-00
YXR700 RHINO	08-13	HIGHER CFM THAN STOCK. MAY REQUIRE HIGHER AMP FUSE OR CIRCUIT BREAKER	CF2024	5B4-E2405-00-00
		STANDARD REPLACEMENT	CF2024H	5B4-E2405-00-00
YXM700 VIKING	14-18	HIGHER CFM THAN STOCK. MAY REQUIRE HIGHER AMP FUSE OR CIRCUIT BREAKER	CF2026	1XD-E2405-00-00
YXE700 WOLVERINE	16-18	HIGHER CFM THAN STOCK. MAY REQUIRE HIGHER AMP FUSE OR CIRCUIT BREAKER	CF2025	1XD-E2405-00-00
YXCF1000	16-18	STANDARD REPLACEMENT	CF2027	2HC-E2405-00-00
YXCF1000	16-18	HIGH PERFORMANCE (RECOMMENDED FOR TURBOS)	CF2028	2HC-E2405-00-00

INDEX

WIDE OPEN PARTS

TIRES & WHEELS

BRAKES

AIR, OIL & FUEL

BATTERY & ELECTRICAL

ENGINE

BEARINGS

BUSHINGS

DRIVELINE

AXLES

BELTS

CONTROLS


TOOLS & CHEMICALS

EXHAUST

ACCESSORIES



Oil Pump Chains



HONDA

MODEL	YEAR	PART #
TRX250 Recon	97-19	OP0250
TRX250X	11-19	OP0250
TRX500 Rubicon	01-14	OP0500
TRX680 Rincon	06-18	OP0680
SXS700 Pioneer	14-18	OP0680

KAWASAKI

MODEL	YEAR	PART #
KVF750 Brute Force	05-18	OP0750
KRF750 Teryx	08-13	OP0750

POLARIS

MODEL	YEAR	PART #
900 Ace	16-17	WPK00041
900 Ranger/Crew	13-19	WPK00041
900 RZR/4/S	11-20	WPK00041
925 RZR Turbo/4/S	16-20	WPK00041
1000 General/4	16-19	WPK00041
1000 Ranger/Crew	17-20	WPK00041
1000 RZR/4/S	14-20	WPK00041

YAMAHA

MODEL	YEAR	PART #
YXR660 Rhino	04-07	OP0660
YFM660 Grizzly	02-08	OP0660

Oil Pumps



YAMAHA

MODEL	YEAR	PART #
YXR660 Rhino	04-07	OP1432
YFM660 Grizzly	02-08	OP1432

INDEX

WIDE OPEN PARTS

TIRES & WHEELS

BRAKES

AIR, OIL & FUEL

BATTERY & ELECTRICAL

ENGINE

BEARINGS

BUSHINGS

DRIVELINE

AXLES

BELTS

CONTROLS

TOOLS & CHEMICALS

EXHAUST

ACCESSORIES

JMATV.COM
dealers online

ARE YOU REGISTERED @ JMATV.COM?
Place Orders » Check Inventory & Current Pricing
Save Time & Hassle — Register Today!

Thermostats



TS1055
REPLACES OEM#
49054-1055



TS2003
REPLACES OEM#
19300-HN2-003



TS2352
REPLACES OEM#
7052352



TS2411
REPLACES OEM#
2TV-12411-00-00



TS2496
REPLACES OEM#
7052496



TS2526
REPLACES OEM#
7052526



TS2600
REPLACES OEM#
7052600



TS3411
REPLACES OEM#
3B4-12411-00-00



TS7201
REPLACES OEM#
3084940 / 3090049



TS8003
REPLACES OEM#
19300-HN8-003



INDEX

WIDE OPEN PARTS

TIRES & WHEELS

BRAKES

AIR, OIL & FUEL

BATTERY & ELECTRICAL

ENGINE

BEARINGS

BUSHINGS

DRIVELINE

AXLES

BELTS

CONTROLS

TOOLS & CHEMICALS

EXHAUST

ACCESSORIES



HONDA

MODEL	YEAR	PART #	OEM #
TRX420 Rancher SRA	07-18	TS8003	19300-HN8-305
TRX420 Rancher IRS	09-18	TS8003	19300-HN8-305
SXS500 Pioneer	15-18	TS8003	19300-HN8-305
TRX500 Foreman	12-18	TS8003	19300-HN8-305
TRX500 Rubicon	01-14	TS2003	19300-HN2-003
TRX500 Rubicon	15-18	TS8003	19300-HN8-305
TRX650 Rincon	03-05	TS8003	19300-HN8-305
TRX680 Rincon	06-18	TS8003	19300-HN8-305
MUV700 Big Red	10-13	TS8003	19300-HN8-305
SXS700 Pioneer	14-20	TS8003	19300-HN8-305
TRX700XX	08-09	TS8003	19300-HN8-305
SXS1000 Pioneer	16-17	TS3003	19300-MCJ-003

KAWASAKI

MODEL	YEAR	PART #	OEM #
KVF650 Prairie	02-03	TS1055	49054-1055
KVF650 Brute Force SRA	05-13	TS1055	49054-1055
KVF650 Brute Force IRS	06-13	TS1055	49054-1055
KFX700	04-09	TS1055	49054-1055
KVF700 Prairie	04-06	TS1055	49054-1055
KVF750 Brute Force	05-21	TS1055	49054-1055
KRF750 Teryx	08-13	TS1055	49054-1055
KRF800 Teryx	14-21	TS1055	49054-1055

Thermostats continue on the next page.



POLARIS				
MODEL	YEAR	PART #	OEM #	
325 Ace	14-16	TS2352	7052352	
325 Hawkeye	2015	TS2352	7052352	
325 Ranger ETX	15-16	TS2352	7052352	
325 Sportsman ETX	2015	TS2352	7052352	
325 Xpedition	2000	TS7201	3084940	
400 Hawkeye HO	11-14	TS7201	3084940	
400 Ranger	10-14	TS7201	3084940	
400 Sportsman	02-05	TS7201	3084940	
425 Magnum	95-98	TS7201	3084940	
425 Xpedition	00-02	TS7201	3084940	
450 Sportsman	06-07	TS7201	3084940	
450 Sportsman HO	16-21	TS2496	7052496	
500 Ace	17-19	TS2496	7052496	
500 Magnum	99-02	TS7201	3084940	
500 Ranger	99-13	TS7201	3084940	
500 Ranger	17-21	TS2496	7052496	
500 Ranger ETX	2017	TS2496	7052496	
500 Scrambler 2x4	00-08	TS7201	3084940	
500 Scrambler 4x4	97-12	TS7201	3084940	
500 Sportsman	96-00	TS7201	3084940	
500 Sportsman HO	01-13	TS7201	3084940	
500 Worker	99-02	TS7201	3084940	
500 Xplorer	1997	TS7201	3084940	
550 Sportsman	09-13	TS9135	3090135	
570 Ace	15-19	TS2496	7052496	
570 Ranger	14-21	TS2496	7052496	
570 RZR	12-21	TS2496	7052496	
570 Sportsman	14-21	TS2496	7052496	
600 Sportsman	03-05	TS2352	7052352	
700 Ranger	2005	TS7201	3084940	
700 Ranger	06-09	TS2352	7052352	
700 Sportsman	03-07	TS2352	7052352	
800 Ranger	2010	TS2352	7052352	
800 Ranger	11-14	TS2496	7052496	
800 RZR	08-10	TS2352	7052352	
800 RZR	11-14	TS2496	7052496	
800 RZR 4	10-11	TS2352	7052352	
800 RZR 4	12-14	TS2496	7052496	
800 RZR S	09-10	TS2352	7052352	
800 RZR S	11-14	TS2496	7052496	
800 Sportsman	05-14	TS2352	7052352	
850 Scrambler	13-20	TS2496	7052496	
850 Sportsman	09-20	TS2496	7052496	
900 Ace	16-19	TS2496	7052496	
900 Ranger	13-19	TS2496	7052496	
900 RZR	11-14	TS2526	7052526 7052600	
900 RZR	15-20	TS2496	7052496	
900 RZR 4	12-14	TS2526	7052526 7052600	
900 RZR 4	15-18	TS2496	7052496	
900 RZR S	2015	TS2526	7052526 7052600	
900 RZR S	16-20	TS2496	7052496	
925 RZR Turbo	16-21	TS2526	7052526 7052600	
925 RZR Pro XP	20-21	TS2526	7052526 7052600	
1000 General	16-20	TS2526	7052526 7052600	
1000 Ranger	17-21	TS2496	7052496	
1000 RZR	14-21	TS2526	7052526 7052600	

- INDEX
- WIDE OPEN PARTS
- TIRES & WHEELS
- BRAKES
- AIR, OIL & FUEL
- BATTERY & ELECTRICAL
- ENGINE**
- BEARINGS
- BUSHINGS
- DRIVELINE
- AXLES
- BELTS
- CONTROLS
- TOOLS & CHEMICALS
- EXHAUST
- ACCESSORIES



Thermostats continue on the next page.

POLARIS

MODEL	YEAR	PART #	OEM #
1000 RZR 4	15-21	TS2526	7052526 7052600
1000 RZR S	16-21	TS2526	7052526 7052600
1000 RZR RS1	18-21	TS2526	7052526 7052600
1000 Scrambler	14-18	TS2496	7052496
1000 Sportsman	15-20	TS2496	7052496

YAMAHA

MODEL	YEAR	PART #	OEM #
YFM400 Grizzly	07-08	TS2411	2TV-12411-00-00
YFM400 Kodiak	00-06	TS2411	2TV-12411-00-00
YFM450 Grizzly	07-14	TS2411	2TV-12411-00-00
YFM450 Kodiak	03-21	TS2411	2TV-12411-00-00
YFM500 Grizzly	09-14	TS3411	3B4-12411-00-00
YFM660 Grizzly	03-08	TS5411	5KM-12411-01-00
YFM700 Grizzly	07-13	TS3411	3B4-12411-00-00
YFM700 Grizzly	14-15	TS5410	5VK-12410-00-00
YFM700 Grizzly	16-18	TS4411	2MB-E2411-00-00
YFM700 Grizzly	19-21	TS1411	1XD-12411-00-00
YFM700 Kodiak	16-18	TS4411	2MB-E2411-00-00
YFM700 Kodiak	19-21	TS1411	1XD-12411-00-00
YFM700 Raptor	06-20	TS5410	5VK-12410-00-00
YXE700 Wolverine	16-18	TS4411	2MB-E2411-00-00
YXM700 Viking	14-21	TS1411	1XD-12411-00-00
YXR700 Rhino	08-13	TS3411	3B4-12411-00-00



INDEX

WIDE OPEN PARTS

TIRES & WHEELS

BRAKES

AIR, OIL & FUEL

BATTERY & ELECTRICAL

ENGINE

BEARINGS

BUSHINGS

DRIVELINE

AXLES

BELTS

CONTROLS

TOOLS & CHEMICALS

EXHAUST

ACCESSORIES

Water Pump Rebuilds by Vertex



- INDEX
- WIDE OPEN PARTS
- TIRES & WHEELS
- BRAKES
- AIR, OIL & FUEL
- BATTERY & ELECTRICAL

ARCTIC CAT			
MODEL	YEAR	WATER PUMP REBUILD #	MECHANICAL WATER PUMP SEAL #
400 2x4	98-01		WP3002
400 4x4	98-00		WP3002
400 4x4 w/MT	01-02		WP3002
400 DVX	04-08	WP1847	WP3002
454	96-98		WP3002
500 4x4	98-99		WP3002
500 4x4 w/AT	00-02	WP1839	WP3002
500 4x4 w/MT	00-01		WP3002
500 FIS 4x4 w/AT	02-09	WP1839	WP3002
500 FIS 4x4 w/MT	02-09		WP3002
550 EFI 4x4	12-17	WP1928	WP3002
550 Prowler	09-15	WP1928	WP3002
570 Alterra	19-20	WP1928	WP3002
650 H1	07-11	WP1928	WP3002
650 V2	04-06	WP1879	WP3000
650 Prowler	06-09	WP1928	WP3002
700 ATVs	06-08		WP3002
700 ATVs	09-18	WP1928	WP3002
700 Prowler XTX	08-14	WP1928	WP3002
700 Prowler HDX	12-17	WP1928	WP3002
700 Prowler XT	15-18	WP1928	WP3002
700 Wildcat Sport	15-19	WP1220	WP3000
700 Wildcat Trail	14-20	WP1220	WP3000
1000 ATVs	10-12		WP3002
1000 Prowler XTZ	09-12		WP3002
1000 Wildcat XX	18-20	WP721317	WP3002

CAN-AM			
MODEL	YEAR	WATER PUMP REBUILD #	MECHANICAL WATER PUMP SEAL #
500 Outlander	07-15	WP1957	WP3005
500 Renegade	08-15	WP1957	WP3005
500 Traxter	99-00	WP1957	WP3005
500 Traxter	01-05	WP1957	WP3005
570 Outlander	16-20	WP1957	WP3005
570 Renegade	16-20	WP1957	WP3005
650 Outlander	06-20	WP1957	WP3005
650 Renegade	18-19	WP1957	WP3005

Water pump rebuilds continue on the next page.

- ENGINE
- BEARINGS
- BUSHINGS
- DRIVELINE
- AXLES
- BELTS
- CONTROLS
- TOOLS & CHEMICALS
- EXHAUST
- ACCESSORIES



WATER PUMP REBUILDS

CAN-AM

MODEL	YEAR	WATER PUMP REBUILD #	MECHANICAL WATER PUMP SEAL #
800 Commander	13-20	WP1957	WP3005
800 Defender	16-20	WP1957	WP3005
800 Maverick Trail	18-20	WP1957	WP3005
800 Outlander	06-15	WP1957	WP3005
800 Renegade	07-15	WP1957	WP3005
850 Outlander	16-20	WP1957	WP3005
850 Renegade	16-20	WP1957	WP3005
900 Maverick X3	17-20	WP721322	WP503010
1000 Commander	13-20	WP1957	WP3005
1000 Defender	16-20	WP1957	WP3005
1000 Maverick	13-18	WP1957	WP3005
1000 Maverick Turbo	15-17	WP1957	WP3005
1000 Maverick Sport	19-20	WP1957	WP3005
1000 Maverick Trail	18-20	WP1957	WP3005
1000 Outlander	12-20	WP1957	WP3005
1000 Renegade	12-20	WP1957	WP3005

HONDA

MODEL	YEAR	WATER PUMP REBUILD #	MECHANICAL WATER PUMP SEAL #
TRX250R	86-89	WP1814	WP3000
TRX420 IRS Auto	09-16	WP1947	WP3001
TRX420 IRS Auto	17-20	WP1943	WP3001
TRX420 SRA Auto	14-16	WP1947	WP3001
TRX420 SRA Auto	17-20	WP1943	WP3001
TRX420 SRA Manual	07-20	WP1943	WP3001
TRX450R	04-05	WP1868	WP3001
TRX450R	06-09	WP1904	WP3001
TRX450ER	06-14	WP1904	WP3001
TRX500 Foreman	12-13		WP3001
TRX500 Foreman	14-19	WP1943	WP3001
TRX500 Rubicon IRS Auto	15-19	WP1943	WP3001
TRX500 Rubicon IRS Manual	15-16		WP3001
TRX500 Rubicon IRS Manual	17-19	WP1943	WP3001
SXS500 Pioneer	15-20	WP1972	WP3001
TRX520 Foreman	2020	WP1943	WP3001
TRX520 Rubicon IRS	2020	WP1943	WP3001
TRX650 Rincon	03-05	WP1971	WP3001
TRX680 Rincon	06-20	WP1971	WP3001
MUV700 Big Red	09-13	WP1971	WP3001
TRX700XX	08-09		WP3001
SXS700 Pioneer	14-20	WP1971	WP3001
SXS1000 Pioneer	16-20	WP821999	WP3001

KAWASAKI

MODEL	YEAR	WATER PUMP REBUILD #	MECHANICAL WATER PUMP SEAL #
KFX250 Mojave	1987	WP1804	WP3002
KFX250 Mojave	88-04	WP1804	WP3002
KFX400	03-06	WP1847	WP3002
KLF400 Bayou	93-99	WP1831	WP3002
KVF400 Prairie	97-02	WP1860	WP3000
KFX450R	08-14	WP1920	
KVF650 Brute Force	05-13	WP1879	WP3000
KVF650 Prairie	02-03	WP1879	WP3000
KFX 700 V-Force	04-09	WP1879	WP3000
KVF700 Prairie	04-06	WP1879	WP3000
KVF750 Brute Force	05-11	WP1879	WP3000
KVF750 Brute Force	2012	WP1879	WP3000

Water pump rebuilds continue on the next page.



KAWASAKI

MODEL	YEAR	WATER PUMP REBUILD #	MECHANICAL WATER PUMP SEAL #
KVF750 Brute Force	13-14	WP1879	WP3000
KVF750 Brute Force	15-20	WP1879	WP3000
KVF750 Brute Force EPS	2012	WP1879	WP3000
KVF750 Brute Force EPS	13-14	WP1879	WP3000
KVF750 Brute Force EPS	15-20	WP1879	WP3000
KRT750 Teryx	08-13	WP1879	WP3000
KRF750 Teryx 4	12-13	WP8210038	WP3000
KRT800 Teryx	14-20	WP8210038	WP3000
KRF800 Teryx 4	14-20	WP8210038	WP3000
KRX1000 Teryx	2020		WP3000

POLARIS

MODEL	YEAR	WATER PUMP REBUILD #	MECHANICAL WATER PUMP SEAL #
325 Ace	14-16	WP821002	WP503008
325 Hawkeye	2015	WP821002	WP503008
325 Ranger ETX	15-16	WP821002	WP503008
325 Sportsman ETX	2015	WP821002	WP503008
400L 2x4	94-95	WP1808	
400L 4x4	1994	WP1808	
400 Hawkeye HO	11-14	WP1903	WP3004
400 Ranger	10-14	WP1903	WP3004
400 Scrambler 2x4	00-02	WP1808	
400 Scrambler 4x4	95-02	WP1808	
400 Sport	94-99	WP1808	
400 Sportsman	94-97	WP1808	
400 Sportsman	01-05	WP1903	WP3004
400 Sportsman HO	08-14	WP1903	WP3004
400 Trail Blazer	2003	WP1808	
400 Xplorer 4x4	95-02	WP1808	
400 Xpress 2x4	96-97	WP1808	
425 Magnum	95-98	WP1903	WP3004
425 Xpedition	00-02	WP1903	WP3004
450 Sportsman	06-07	WP1903	WP3004
450 Sportsman HO	16-20	WP821003	WP503008
500 Ace	17-19	WP821004	WP503008
500 Magnum	99-02	WP1903	WP3004
500 Outlaw	06-07	WP1907	WP3004
500 Predator	03-04	WP1876	WP3004
500 Predator	05-07	WP1907	WP3004
500 Ranger 2x4	05-09	WP1903	WP3004
500 Ranger 2X4	17-19	WP821004	WP503008
500 Ranger 4x4	1999	WP1903	WP3004
500 Ranger 4x4	01-13	WP1903	WP3004
500 Ranger 4x4	19-20	WP821004	WP503008
500 Ranger 6x6	99-05	WP1903	WP3004
500 Ranger ETX	2017	WP821004	WP503008
500 Scrambler 2x4	00-08	WP1903	WP3004
500 Scrambler 4x4	97-12	WP1903	WP3004
500 Sportsman 4x4	96-00	WP1903	WP3004
500 Sportsman HO	01-13	WP1903	WP3004
500 Xplorer	1997		WP3004
550 Sportsman	09-14	WP1966	WP3004
570 Ace	15-19	WP821004	WP503008
570 Ranger	14-20	WP821004	WP503008
570 RZR	12-20	WP821004	WP503008
570 Sportsman	14-20	WP821003	WP503008
600 Sportsman	03-04	WP1891	WP3006
600 Sportsman	2005		WP3006

Water pump rebuilds continue on the next page.

INDEX

WIDE OPEN PARTS

TIRES & WHEELS

BRAKES

AIR, OIL & FUEL

BATTERY & ELECTRICAL

ENGINE

BEARINGS

BUSHINGS

DRIVELINE

AXLES

BELTS

CONTROLS

TOOLS & CHEMICALS

EXHAUST

ACCESSORIES



WATER PUMP REBUILDS

POLARIS

MODEL	YEAR	WATER PUMP REBUILD #	MECHANICAL WATER PUMP SEAL #
700 Ranger	05-09	WP1945	WP3006
700 Sportsman	2003	WP1891	WP3006
700 Sportsman	04-07	WP1945	WP3006
800 Ranger	2010	WP1945	WP3006
800 Ranger	11-14	WP1962	WP3006
800 RZR	08-10	WP1945	WP3006
800 RZR	11-14	WP1962	WP3006
800 Sportsman	05-10	WP1945	WP3006
800 Sportsman	11-14	WP1962	WP3006
850 Scrambler	13-16	WP1963	WP3007
850 Scrambler	17-20		WP3007
850 Sportsman	09-16	WP1963	WP3007
850 Sportsman	17-18		WP3007
900 Ace	16-19	WP1001	WP503003
900 Ranger	13-15	WP1969	WP503003
900 Ranger	16-19	WP1001	WP503003
900 RZR	11-15	WP1969	WP503003
900 RZR	16-20	WP1001	WP503003
925 RZR Turbo	16-20	WP1001	WP503003
1000 General	16-20	WP1001	WP503003
1000 Ranger	17-20	WP1001	WP503003
1000 RZR	14-15	WP1969	WP503003
1000 RZR	16-20	WP1001	WP503003
1000 Scrambler	14-16	WP1963	WP3007
1000 Scrambler	17-20		WP3007
1000 Sportsman	15-16	WP1963	WP3007
1000 Sportsman	17-20		WP3007

SUZUKI

MODEL	YEAR	WATER PUMP REBUILD #	MECHANICAL WATER PUMP SEAL #
LTF230	1987		WP3002
LT250R	85-92		WP3002
LTZ400	03-08	WP1847	WP3002
LTZ400	09-14	WP1933	WP3002
LTR450	06-08	WP1916	WP3002
LTR450	2009	WP1916	WP3002
LTA450 X King Quad	07-10		WP3002
LT500R Quadzilla	87-90		WP3002
LTA500F Quad Master Auto	00-01		WP3002
LTF500F Quadrunner	98-02		WP3002
LTA500F Vinson	02-07	WP1839	WP3002
LTF500F Vinson	03-07		WP3002
LTA500X King Quad	09-20		WP3002
LTV700F Twin Peaks	04-06	WP1879	WP3000
LTA700X King Quad	05-07		WP3002
LTA750X King Quad	08-20		WP3002


Water pump rebuilds continue on the next page.

PLACE YOUR ORDER WITH US ...

BY PHONE: 1-800-367-9603 » BY FAX: 901-377-3392 » ONLINE: WWW.JMATV.COM

YAMAHA

MODEL	YEAR	WATER PUMP REBUILD #	MECHANICAL WATER PUMP SEAL #
YFZ350 Banshee	87-09	WP1812	
YFM400 Grizzly	07-08	WP1875	WP3000
YFM400 Kodiak	00-06	WP1875	WP3000
YXR450 Rhino	06-09	WP1875	WP3000
YFM450 Kodiak	18-20		WP3000
YFM450 Grizzly	07-14	WP1875	WP3000
YFM450 Kodiak	03-06	WP1875	WP3000
YFM450 Wolverine	06-10	WP1875	WP3000
YFZ450	04-13	WP1869	
YFZ450R	09-20	WP1944	WP3000
YFZ450X	10-11	WP1944	WP3000
YFM550 Grizzly	09-14	WP1941	WP3000
YXR660 Rhino	04-07	WP1865	WP3000
YFM660 Grizzly	02-08	WP1865	WP3000
YFM660R Raptor	01-05	WP1852	WP3000
YXR700 Rhino	08-13	WP1941	WP3000
YFM700 Kodiak	16-18		WP3004
YFM700 Kodiak	19-20		WP3000
YXC700 Viking	14-18	WP1941	WP3000
YXC700 Viking	19-20		WP3000
YXE700 Wolverine	16-18		WP3004
YFM700 Grizzly	07-15	WP1941	WP3000
YFM700 Grizzly	2016		WP3000
YFM700 Grizzly	17-18		WP3004
YFM700 Grizzly	19-20		WP3000
YFM700R Raptor	06-20	WP1923	WP3000
YXE850 Wolverine	18-20		WP3000
YXZ1000R	16-20	WP721317	WP3002



WP1945



WP3007

PLACE YOUR ORDER WITH US ...

BY PHONE: 1-800-367-9603 » BY FAX: 901-377-3392 » ONLINE: WWW.JMATV.COM

INDEX

WIDE OPEN PARTS

TIRES & WHEELS

BRAKES

AIR, OIL & FUEL

BATTERY & ELECTRICAL

ENGINE

BEARINGS

BUSHINGS

DRIVELINE

AXLES

BELTS

CONTROLS

TOOLS & CHEMICALS

EXHAUST

ACCESSORIES

Water Pump Kits by Hot Rods



ARCTIC CAT

MODEL	YEAR	PRODUCT #	DESCRIPTION
DVX400	2004	WK0053	Water pump rebuild kit includes bearings, seals, o-rings, mechanical seal, and water pump cover gasket. Does not include water pump impeller shaft or clutch cover gasket.
DVX400	05-08	WK0054	Water pump rebuild kit includes bearings, seals, o-rings, mechanical seal, and water pump cover gasket. Does not include water pump impeller shaft or clutch cover gasket.

HONDA

MODEL	YEAR	PRODUCT #	DESCRIPTION
TRX420 Rancher (ALL)	07-20	WPK00058	Water pump rebuild kit includes bearings, seals, o-rings, mechanical seal, and water pump cover gasket. Does not include water pump impeller shaft or clutch cover gasket.
TRX 450R	06-09	WK0004	Water pump rebuild kit includes bearings, seals, o-rings, mechanical seal, and water pump cover gasket. Does not include water pump impeller shaft or clutch cover gasket.
TRX 450ER	06-14	WK0004	Water pump rebuild kit includes bearings, seals, o-rings, mechanical seal, and water pump cover gasket. Does not include water pump impeller shaft or clutch cover gasket.
TRX 450R	04-05	WK0014	Water pump rebuild kit includes bearings, seals, o-rings, mechanical seal, and water pump cover gasket. Does not include water pump impeller shaft or clutch cover gasket.

Water pump kits continue on the next page.



HONDA			
MODEL	YEAR	PRODUCT #	DESCRIPTION
TRX500 Foreman FM	12-13	WPK00058	Water pump rebuild kit includes bearings, seals, o-rings, mechanical seal, and water pump cover gasket. Does not include water pump impeller shaft or clutch cover gasket.
TRX500 Foreman FE	12-19	WPK00058	Water pump rebuild kit includes bearings, seals, o-rings, mechanical seal, and water pump cover gasket. Does not include water pump impeller shaft or clutch cover gasket.
TRX500 Rubicon Manual	15-19	WPK00058	Water pump rebuild kit includes bearings, seals, o-rings, mechanical seal, and water pump cover gasket. Does not include water pump impeller shaft or clutch cover gasket.
TRX520 Foreman	2020	WPK00058	Water pump rebuild kit includes bearings, seals, o-rings, mechanical seal, and water pump cover gasket. Does not include water pump impeller shaft or clutch cover gasket.
TRX520 Rubicon Manual	2020	WPK00058	Water pump rebuild kit includes bearings, seals, o-rings, mechanical seal, and water pump cover gasket. Does not include water pump impeller shaft or clutch cover gasket.
SXS500 Pioneer	16-20	WPK00058	Water pump rebuild kit includes bearings, seals, o-rings, mechanical seal, and water pump cover gasket. Does not include water pump impeller shaft or clutch cover gasket.

KAWASAKI			
MODEL	YEAR	PRODUCT #	DESCRIPTION
KFX400	03-04	WK0053	Water pump rebuild kit includes bearings, seals, o-rings, mechanical seal, and water pump cover gasket. Does not include water pump impeller shaft or clutch cover gasket.
KFX400	05-06	WK0054	Water pump rebuild kit includes bearings, seals, o-rings, mechanical seal, and water pump cover gasket. Does not include water pump impeller shaft or clutch cover gasket.
KFX450R	08-14	WK0037	Water pump rebuild kit includes bearings, seals, o-rings, mechanical seal, and water pump cover gasket. Does not include water pump impeller shaft or clutch cover gasket.
KVF650 Prairie	02-03	WK0061	Water pump rebuild kit includes bearings, seals, o-rings, mechanical seal, and water pump cover gasket. Does not include water pump impeller shaft or clutch cover gasket.
KVF650 Brute Force	05-13	WK0061	Water pump rebuild kit includes bearings, seals, o-rings, mechanical seal, and water pump cover gasket. Does not include water pump impeller shaft or clutch cover gasket.
KFX700	04-09	WK0061	Water pump rebuild kit includes bearings, seals, o-rings, mechanical seal, and water pump cover gasket. Does not include water pump impeller shaft or clutch cover gasket.
KVF700 Prairie	04-06	WK0061	Water pump rebuild kit includes bearings, seals, o-rings, mechanical seal, and water pump cover gasket. Does not include water pump impeller shaft or clutch cover gasket.
KVF750 Brute Force	05-11	WK0061	Water pump rebuild kit includes bearings, seals, o-rings, mechanical seal, and water pump cover gasket. Does not include water pump impeller shaft or clutch cover gasket.

INDEX

WIDE OPEN PARTS

TIRES & WHEELS

BRAKES

AIR, OIL & FUEL

BATTERY & ELECTRICAL

ENGINE

BEARINGS

BUSHINGS

DRIVELINE

AXLES

BELTS

CONTROLS

TOOLS & CHEMICALS

EXHAUST

ACCESSORIES



Water pump kits continue on the next page.

KAWASAKI

MODEL	YEAR	PRODUCT #	DESCRIPTION
KVF750 Brute Force	12-20	WK0063	Water pump rebuild kit includes bearings, seals, o-rings, mechanical seal, and water pump cover gasket. Does not include water pump impeller shaft or clutch cover gasket.
KRT750 Teryx	08-13	WK0061	Water pump rebuild kit includes bearings, seals, o-rings, mechanical seal, and water pump cover gasket. Does not include water pump impeller shaft or clutch cover gasket.

POLARIS

MODEL	YEAR	PRODUCT #	DESCRIPTION
400 Hawkeye HO	11-14	WPK00010	Water pump rebuild kit includes bearings, seals, o-rings, mechanical seal, and water pump cover gasket. Does not include water pump impeller shaft or clutch cover gasket.
400 Ranger	10-14	WPK00010	Water pump rebuild kit includes bearings, seals, o-rings, mechanical seal, and water pump cover gasket. Does not include water pump impeller shaft or clutch cover gasket.
400 Sportsman	11-14	WPK00010	Water pump rebuild kit includes bearings, seals, o-rings, mechanical seal, and water pump cover gasket. Does not include water pump impeller shaft or clutch cover gasket.
450 Sportsman	06-07	WPK00010	Water pump rebuild kit includes bearings, seals, o-rings, mechanical seal, and water pump cover gasket. Does not include water pump impeller shaft or clutch cover gasket.
500 Ranger	06-07	WPK00010	Water pump rebuild kit includes bearings, seals, o-rings, mechanical seal, and water pump cover gasket. Does not include water pump impeller shaft or clutch cover gasket.
500 Scrambler 4x4	98-12	WPK00010	Water pump rebuild kit includes bearings, seals, o-rings, mechanical seal, and water pump cover gasket. Does not include water pump impeller shaft or clutch cover gasket.
500 Sportsman	01-13	WPK00010	Water pump rebuild kit includes bearings, seals, o-rings, mechanical seal, and water pump cover gasket. Does not include water pump impeller shaft or clutch cover gasket.
600 Sportsman	04-05	WK0055	Water pump rebuild kit includes bearings, seals, o-rings, mechanical seal, and water pump cover gasket. Does not include water pump impeller shaft or clutch cover gasket.
700 Ranger	05-09	WK0055	Water pump rebuild kit includes bearings, seals, o-rings, mechanical seal, and water pump cover gasket. Does not include water pump impeller shaft or clutch cover gasket.
700 Sportsman	02-09	WK0055	Water pump rebuild kit includes bearings, seals, o-rings, mechanical seal, and water pump cover gasket. Does not include water pump impeller shaft or clutch cover gasket.
800 Ranger	08-14	WK0055	Water pump rebuild kit includes bearings, seals, o-rings, mechanical seal, and water pump cover gasket. Does not include water pump impeller shaft or clutch cover gasket.
800 RZR	08-14	WK0055	Water pump rebuild kit includes bearings, seals, o-rings, mechanical seal, and water pump cover gasket. Does not include water pump impeller shaft or clutch cover gasket.
800 Sportsman	05-14	WK0055	Water pump rebuild kit includes bearings, seals, o-rings, mechanical seal, and water pump cover gasket. Does not include water pump impeller shaft or clutch cover gasket.

Water pump kits continue on the next page.



POLARIS			
MODEL	YEAR	PRODUCT #	DESCRIPTION
900 Ace	16-19	WPK0070	Water pump rebuild kit includes bearings, seals, o-rings, mechanical seal, and water pump cover gasket. Does not include water pump impeller shaft or clutch cover gasket.
900 Ranger	13-14	WPK0069	Water pump rebuild kit includes bearings, seals, o-rings, mechanical seal, and water pump cover gasket. Does not include water pump impeller shaft or clutch cover gasket.
900 Ranger	15-19	WPK0070	Water pump rebuild kit includes bearings, seals, o-rings, mechanical seal, and water pump cover gasket. Does not include water pump impeller shaft or clutch cover gasket.
900 Ranger Crew	13-15	WPK0069	Water pump rebuild kit includes bearings, seals, o-rings, mechanical seal, and water pump cover gasket. Does not include water pump impeller shaft or clutch cover gasket.
900 Ranger Crew	16-19	WPK0070	Water pump rebuild kit includes bearings, seals, o-rings, mechanical seal, and water pump cover gasket. Does not include water pump impeller shaft or clutch cover gasket.
900 RZR/4/S	11-15	WPK0069	Water pump rebuild kit includes bearings, seals, o-rings, mechanical seal, and water pump cover gasket. Does not include water pump impeller shaft or clutch cover gasket.
900 RZR/4/S	16-19	WPK0070	Water pump rebuild kit includes bearings, seals, o-rings, mechanical seal, and water pump cover gasket. Does not include water pump impeller shaft or clutch cover gasket.
925 RZR Turbo/4/S	16-20	WPK0070	Water pump rebuild kit includes bearings, seals, o-rings, mechanical seal, and water pump cover gasket. Does not include water pump impeller shaft or clutch cover gasket.
1000 RZR/4	14-15	WPK0069	Water pump rebuild kit includes bearings, seals, o-rings, mechanical seal, and water pump cover gasket. Does not include water pump impeller shaft or clutch cover gasket.
1000 RZR/4/S	16-20	WPK0070	Water pump rebuild kit includes bearings, seals, o-rings, mechanical seal, and water pump cover gasket. Does not include water pump impeller shaft or clutch cover gasket.

SUZUKI			
MODEL	YEAR	PRODUCT #	DESCRIPTION
LTZ400	03-04	WK0053	Water pump rebuild kit includes bearings, seals, o-rings, mechanical seal, and water pump cover gasket. Does not include water pump impeller shaft or clutch cover gasket.
LTZ400	05-14	WK0054	Water pump rebuild kit includes bearings, seals, o-rings, mechanical seal, and water pump cover gasket. Does not include water pump impeller shaft or clutch cover gasket.
LTR450	06-09	WK0043	Kit does not include or require bearings

Water pump kits continue on the next page.

PLACE YOUR ORDER WITH US ...

BY PHONE: 1-800-367-9603 » BY FAX: 901-377-3392 » ONLINE: WWW.JMATV.COM

- INDEX
- WIDE OPEN PARTS
- TIRES & WHEELS
- BRAKES
- AIR, OIL & FUEL
- BATTERY & ELECTRICAL
- ENGINE**
- BEARINGS
- BUSHINGS
- DRIVELINE
- AXLES
- BELTS
- CONTROLS
- TOOLS & CHEMICALS
- EXHAUST
- ACCESSORIES



WATER PUMP KITS

YAMAHA

MODEL	YEAR	PRODUCT #	DESCRIPTION
YFZ350 Banshee	87-06	WK0026	Water pump rebuild kit includes bearings, seals, o-rings, mechanical seal, and water pump cover gasket. Does not include water pump impeller shaft or clutch cover gasket.
YFZ450	04-13	WK0027	Water pump rebuild kit includes bearings, seals, o-rings, mechanical seal, and water pump cover gasket. Does not include water pump impeller shaft or clutch cover gasket.
YFZ450R	09-19	WK0028	Water pump rebuild kit includes bearings, seals, o-rings, mechanical seal, and water pump cover gasket. Does not include water pump impeller shaft or clutch cover gasket.
YFZ450X	10-11	WK0028	Water pump rebuild kit includes bearings, seals, o-rings, mechanical seal, and water pump cover gasket. Does not include water pump impeller shaft or clutch cover gasket.
YFM550 Grizzly	09-14	WK0025	Water pump rebuild kit includes bearings, seals, o-rings, mechanical seal, and water pump cover gasket. Does not include water pump impeller shaft or clutch cover gasket.
YFM660 Grizzly	02-08	WK0023	Water pump rebuild kit includes bearings, seals, o-rings, mechanical seal, and water pump cover gasket. Does not include water pump impeller shaft or clutch cover gasket.
YFM660 Raptor	01-05	WK0062	Water pump rebuild kit includes bearings, seals, o-rings, mechanical seal, and water pump cover gasket. Does not include water pump impeller shaft or clutch cover gasket.
YXR660 Rhino	04-07	WK0023	Water pump rebuild kit includes bearings, seals, o-rings, mechanical seal, and water pump cover gasket. Does not include water pump impeller shaft or clutch cover gasket.
YFM700 Grizzly	07-15	WK0025	Water pump rebuild kit includes bearings, seals, o-rings, mechanical seal, and water pump cover gasket. Does not include water pump impeller shaft or clutch cover gasket.
YFM700 Raptor	06-20	WK0024	Water pump rebuild kit includes bearings, seals, o-rings, mechanical seal, and water pump cover gasket. Does not include water pump impeller shaft or clutch cover gasket.
YXR700 Rhino	08-13	WK0025	Water pump rebuild kit includes bearings, seals, o-rings, mechanical seal, and water pump cover gasket. Does not include water pump impeller shaft or clutch cover gasket.

INDEX

WIDE OPEN PARTS

TIRES & WHEELS

BRAKES

AIR, OIL & FUEL

BATTERY & ELECTRICAL

ENGINE

BEARINGS

BUSHINGS

DRIVELINE

AXLES

BELTS

CONTROLS

TOOLS & CHEMICALS

EXHAUST

ACCESSORIES

Water Pump Shaft Kits

POLARIS				
MODEL	YEAR	PRODUCT #	DESCRIPTION	
700 Ranger	07-09	WPS003	Replacement waterpump impeller shaft. This kit replaces the shared shaft between the waterpump and oil pump. Includes waterpump/oil pump shaft, shaft bearing, and snap ring.	
700 Sportsman	06-07	WPS003	Replacement waterpump impeller shaft. This kit replaces the shared shaft between the waterpump and oil pump. Includes waterpump/oil pump shaft, shaft bearing, and snap ring.	
800 Ranger	10-14	WPS003	Replacement waterpump impeller shaft. This kit replaces the shared shaft between the waterpump and oil pump. Includes waterpump/oil pump shaft, shaft bearing, and snap ring.	
800 Sportsman	06-14	WPS003	Replacement waterpump impeller shaft. This kit replaces the shared shaft between the waterpump and oil pump. Includes waterpump/oil pump shaft, shaft bearing, and snap ring.	
800 RZR/4/S	08-14	WPS003	Replacement waterpump impeller shaft. This kit replaces the shared shaft between the waterpump and oil pump. Includes waterpump/oil pump shaft, shaft bearing, and snap ring.	
900 RZR/4/S	11-20	WPS006	"Replacement waterpump impeller shaft."	
925 RZR Turbo/4/S	16-20	WPS007	Replacement waterpump impeller shaft.	
1000 RZR/4	14-20	WPS008	"Replacement waterpump impeller shaft."	

YAMAHA				
MODEL	YEAR	PRODUCT #	DESCRIPTION	
YFZ450	04-13	WPS001	"Replacement waterpump impeller shaft."	



WPS003



WK1201

Water Pump Impellers

POLARIS		
MODEL	YEAR	PRODUCT #
400 Hawkeye HO	2011 - 2014	WK1200
400 Ranger 4x4	2010 - 2014	WK1200
400 Sportsman	2002 - 2008	WK1200
400 Sportsman HO	2009 - 2014	WK1200
425 Magnum 2x4	1995 - 1998	WK1200
425 Magnum 4x4	1995 - 1998	WK1200
450 Sportsman	06-07	WK1200
450 Sportsman HO	2016	WK1200
500 Magnum 2x4	2002	WK1200
500 Magnum 4x4	99-02	WK1200
500 Ranger 2x4	2005 - 2009	WK1200
500 Ranger 4x4	1999 - 2007	WK1200
500 Ranger 4x4 EFI	2006 - 2013	WK1200
500 Ranger 4x4 Crew	2011 - 2013	WK1200
500 Scrambler 2x4	2000 - 2008	WK1200

POLARIS		
MODEL	YEAR	PRODUCT #
500 Scrambler 4x4	1997 - 2012	WK1200
500 Sportsman	1996 - 2000	WK1200
500 Sportsman HO	2001 - 2013	WK1200
500 Worker	1999 - 2002	WK1200
500 Xplorer	1997	WK1200
600 Sportsman	2003 - 2005	WK1201
700 Ranger	2006 - 2009	WK1201
700 Ranger Crew	2008 - 2009	WK1201
700 Sportsman	2003 - 2007	WK1201
800 Ranger	2010 - 2014	WK1201
800 Ranger Crew	2010 - 2014	WK1201
800 RZR	2008 - 2014	WK1201
800 RZR 4	2010 - 2014	WK1201
800 RZR S	2009 - 2014	WK1201
800 Sportsman	2005 - 2014	WK1201



INDEX

WIDE OPEN PARTS

TIRES & WHEELS

BRAKES

AIR, OIL & FUEL

BATTERY & ELECTRICAL

ENGINE

BEARINGS

BUSHINGS

DRIVELINE

AXLES

BELTS

CONTROLS

TOOLS & CHEMICALS

EXHAUST

ACCESSORIES



Engine Rebuild Kits by Wrench Rabbit

Kit Includes:

- Vertex piston kit (standard compression piston, rings, pin and clips).
- Hot Rods heavy-duty crank (stock stroke - includes wrist pin bearing for two strokes).
- Hot Rods main bearing / seal kit.
- Hot Rods transmission bearing kit (includes transmission bearings, output shaft collar and sprocket lock washer).
- Hot Rods counter balancer bearing kit.
- Hot Rods water pump bearing and seal kit.
- Hot Cams cam chain.
- Vertex complete gasket kit, including seals and O-ring kit (covers top and bottom).
- Note: Kit contents will vary by fitment



A complete engine rebuild in one box. One part #. Save up to 12%.

Note: Kit contents will vary by fitment.

ARCTIC CAT

MODEL	YEAR	PART #	NOTES
DVX400	2004	WR1160	Complete engine rebuild kit; Includes crankshaft, piston kit, complete engine gasket kit with oil seals, main bearings and seals, water pump rebuild kit, transmission bearings, countershaft bushing/seal kit, wrist pin bearing, cam chain and counter balancer bearings when applicable. The most comprehensive and complete engine kit available.
	05-08	WR1161	Complete engine rebuild kit; Includes crankshaft, piston kit, complete engine gasket kit with oil seals, main bearings and seals, water pump rebuild kit, transmission bearings, countershaft bushing/seal kit, wrist pin bearing, cam chain and counter balancer bearings when applicable. The most comprehensive and complete engine kit available.

HONDA

MODEL	YEAR	PART #	NOTES
TRX250EX/X	03-19	WR00011	Complete engine rebuild kit; Includes crankshaft, piston kit, complete engine gasket kit with oil seals, main bearings and seals, water pump rebuild kit, transmission bearings, countershaft bushing/seal kit, wrist pin bearing, cam chain and counter balancer bearings when applicable. The most comprehensive and complete engine kit available.
		WR00057	Contains +0.5mm piston. Complete engine rebuild kit; Includes crankshaft, piston kit, complete engine gasket kit with oil seals, main bearings and seals, water pump rebuild kit, transmission bearings, countershaft bushing/seal kit, wrist pin bearing, cam chain and counter balancer bearings when applicable. The most comprehensive and complete engine kit available.
TRX250 Recon	02-19	WR00011	Complete engine rebuild kit; Includes crankshaft, piston kit, complete engine gasket kit with oil seals, main bearings and seals, water pump rebuild kit, transmission bearings, countershaft bushing/seal kit, wrist pin bearing, cam chain and counter balancer bearings when applicable. The most comprehensive and complete engine kit available.
		WR00057	Contains +0.5mm piston. Complete engine rebuild kit; Includes crankshaft, piston kit, complete engine gasket kit with oil seals, main bearings and seals, water pump rebuild kit, transmission bearings, countershaft bushing/seal kit, wrist pin bearing, cam chain and counter balancer bearings when applicable. The most comprehensive and complete engine kit available.

Wrench Rabbit complete bottom end kits continue on the next page.

» NEED A CYLINDER TOO? SEE PAGE 353-366 FOR CYLINDER APPLICATIONS



HONDA			
MODEL	YEAR	PART #	NOTES
TRX350 Rancher	00-06	WR00007	Complete engine rebuild kit; Includes crankshaft, piston kit, complete engine gasket kit with oil seals, main bearings and seals, water pump rebuild kit, transmission bearings, countershaft bushing/seal kit, wrist pin bearing, cam chain and counter balancer bearings when applicable. The most comprehensive and complete engine kit available.
		WR00056	Contains +0.5mm piston. Complete engine rebuild kit; Includes crankshaft, piston kit, complete engine gasket kit with oil seals, main bearings and seals, water pump rebuild kit, transmission bearings, countershaft bushing/seal kit, wrist pin bearing, cam chain and counter balancer bearings when applicable. The most comprehensive and complete engine kit available.
TRX420FE/FM/FPE/TE Rancher	12-13	WR00012	Complete engine rebuild kit; Includes crankshaft, piston kit, complete engine gasket kit with oil seals, main bearings and seals, water pump rebuild kit, transmission bearings, countershaft bushing/seal kit, wrist pin bearing, cam chain and counter balancer bearings when applicable. The most comprehensive and complete engine kit available.
		WR00013	Contains +0.5mm piston. Complete engine rebuild kit; Includes crankshaft, piston kit, complete engine gasket kit with oil seals, main bearings and seals, water pump rebuild kit, transmission bearings, countershaft bushing/seal kit, wrist pin bearing, cam chain and counter balancer bearings when applicable. The most comprehensive and complete engine kit available.
TRX420FPM/TM Rancher	12-13	WR00038	Complete engine rebuild kit; Includes crankshaft, piston kit, complete engine gasket kit with oil seals, main bearings and seals, water pump rebuild kit, transmission bearings, countershaft bushing/seal kit, wrist pin bearing, cam chain and counter balancer bearings when applicable. The most comprehensive and complete engine kit available.
		WR00016	Contains +0.5mm piston. Complete engine rebuild kit; Includes crankshaft, piston kit, complete engine gasket kit with oil seals, main bearings and seals, water pump rebuild kit, transmission bearings, countershaft bushing/seal kit, wrist pin bearing, cam chain and counter balancer bearings when applicable. The most comprehensive and complete engine kit available.
TRX400EX	99-04	WR11192	Contains STD piston. Complete engine rebuild kit; Includes crankshaft, piston kit, complete engine gasket kit with oil seals, main bearings and seals, water pump rebuild kit, transmission bearings, countershaft bushing/seal kit, wrist pin bearing, cam chain and counter balancer bearings when applicable. The most comprehensive and complete engine kit available.
		WR11193	Contains +1.0mm piston. Complete engine rebuild kit; Includes crankshaft, piston kit, complete engine gasket kit with oil seals, main bearings and seals, water pump rebuild kit, transmission bearings, countershaft bushing/seal kit, wrist pin bearing, cam chain and counter balancer bearings when applicable. The most comprehensive and complete engine kit available.
		WR11194	Contains +2mm piston. Complete engine rebuild kit; Includes crankshaft, piston kit, complete engine gasket kit with oil seals, main bearings and seals, water pump rebuild kit, transmission bearings, countershaft bushing/seal kit, wrist pin bearing, cam chain and counter balancer bearings when applicable. The most comprehensive and complete engine kit available.
		WR11195	Contains +3mm piston. Complete engine rebuild kit; Includes crankshaft, piston kit, complete engine gasket kit with oil seals, main bearings and seals, water pump rebuild kit, transmission bearings, countershaft bushing/seal kit, wrist pin bearing, cam chain and counter balancer bearings when applicable. The most comprehensive and complete engine kit available.

INDEX

WIDE OPEN PARTS

TIRES & WHEELS

BRAKES

AIR, OIL & FUEL

BATTERY & ELECTRICAL

ENGINE

BEARINGS

BUSHINGS

DRIVELINE

AXLES

BELTS

CONTROLS

TOOLS & CHEMICALS

EXHAUST

ACCESSORIES

Wrench Rabbit complete bottom end kits continue on the next page.





HONDA			
MODEL	YEAR	PART #	NOTES
TRX400EX/X	05-14	WR11196	Contains STD piston. Complete engine rebuild kit; Includes crankshaft, piston kit, complete engine gasket kit with oil seals, main bearings and seals, water pump rebuild kit, transmission bearings, countershaft bushing/seal kit, wrist pin bearing, cam chain and counter balancer bearings when applicable. The most comprehensive and complete engine kit available.
		WR11197	Contains +1mm piston. Complete engine rebuild kit; Includes crankshaft, piston kit, complete engine gasket kit with oil seals, main bearings and seals, water pump rebuild kit, transmission bearings, countershaft bushing/seal kit, wrist pin bearing, cam chain and counter balancer bearings when applicable. The most comprehensive and complete engine kit available.
		WR11198	Contains +2mm piston. Complete engine rebuild kit; Includes crankshaft, piston kit, complete engine gasket kit with oil seals, main bearings and seals, water pump rebuild kit, transmission bearings, countershaft bushing/seal kit, wrist pin bearing, cam chain and counter balancer bearings when applicable. The most comprehensive and complete engine kit available.
		WR11199	Contains +3mm piston. Complete engine rebuild kit; Includes crankshaft, piston kit, complete engine gasket kit with oil seals, main bearings and seals, water pump rebuild kit, transmission bearings, countershaft bushing/seal kit, wrist pin bearing, cam chain and counter balancer bearings when applicable. The most comprehensive and complete engine kit available.
TRX450R	04-05	WR1131	Complete engine rebuild kit; Includes crankshaft, piston kit, complete engine gasket kit with oil seals, main bearings and seals, water pump rebuild kit, transmission bearings, countershaft bushing/seal kit, wrist pin bearing, cam chain and counter balancer bearings when applicable. The most comprehensive and complete engine kit available.
TRX450R	06-09	WR1132	Complete engine rebuild kit; Includes crankshaft, piston kit, complete engine gasket kit with oil seals, main bearings and seals, water pump rebuild kit, transmission bearings, countershaft bushing/seal kit, wrist pin bearing, cam chain and counter balancer bearings when applicable. The most comprehensive and complete engine kit available.
TRX450ER	06-14	WR1132	Complete engine rebuild kit; Includes crankshaft, piston kit, complete engine gasket kit with oil seals, main bearings and seals, water pump rebuild kit, transmission bearings, countershaft bushing/seal kit, wrist pin bearing, cam chain and counter balancer bearings when applicable. The most comprehensive and complete engine kit available.
TRX500FE Foreman	05-11	WR00036	Complete engine rebuild kit; Includes crankshaft, piston kit, complete engine gasket kit with oil seals, main bearings and seals, water pump rebuild kit, transmission bearings, countershaft bushing/seal kit, wrist pin bearing, cam chain and counter balancer bearings when applicable. The most comprehensive and complete engine kit available.
		WR00014	Contains +0.5mm piston. Complete engine rebuild kit; Includes crankshaft, piston kit, complete engine gasket kit with oil seals, main bearings and seals, water pump rebuild kit, transmission bearings, countershaft bushing/seal kit, wrist pin bearing, cam chain and counter balancer bearings when applicable. The most comprehensive and complete engine kit available.
	12-13	WR00039	"Complete engine rebuild kit; Includes crankshaft, piston kit, complete engine gasket kit with oil seals, main bearings and seals, water pump rebuild kit, transmission bearings, countershaft bushing/seal kit, wrist pin bearing, cam chain and counter balancer bearings when applicable. The most comprehensive and complete engine kit available." "
		WR00017	Contains +0.5mm piston. Complete engine rebuild kit; Includes crankshaft, piston kit, complete engine gasket kit with oil seals, main bearings and seals, water pump rebuild kit, transmission bearings, countershaft bushing/seal kit, wrist pin bearing, cam chain and counter balancer bearings when applicable. The most comprehensive and complete engine kit available.

Wrench Rabbit complete bottom end kits continue on the next page.



HONDA			
MODEL	YEAR	PART #	NOTES
TRX500FM Foreman	05-11	WR00037	Complete engine rebuild kit; Includes crankshaft, piston kit, complete engine gasket kit with oil seals, main bearings and seals, water pump rebuild kit, transmission bearings, countershaft bushing/seal kit, wrist pin bearing, cam chain and counter balancer bearings when applicable. The most comprehensive and complete engine kit available.
		WR00015	Contains +0.5mm piston. Complete engine rebuild kit; Includes crankshaft, piston kit, complete engine gasket kit with oil seals, main bearings and seals, water pump rebuild kit, transmission bearings, countershaft bushing/seal kit, wrist pin bearing, cam chain and counter balancer bearings when applicable. The most comprehensive and complete engine kit available.

KAWASAKI			
MODEL	YEAR	PART #	NOTES
KFX400	03-04	WR1160	Complete engine rebuild kit; Includes crankshaft, piston kit, complete engine gasket kit with oil seals, main bearings and seals, water pump rebuild kit, transmission bearings, countershaft bushing/seal kit, wrist pin bearing, cam chain and counter balancer bearings when applicable. The most comprehensive and complete engine kit available.
	05-06	WR1161	Complete engine rebuild kit; Includes crankshaft, piston kit, complete engine gasket kit with oil seals, main bearings and seals, water pump rebuild kit, transmission bearings, countershaft bushing/seal kit, wrist pin bearing, cam chain and counter balancer bearings when applicable. The most comprehensive and complete engine kit available.
KFX450R	08-14	WR11138	Complete engine rebuild kit; Includes crankshaft, piston kit, complete engine gasket kit with oil seals, main bearings and seals, water pump rebuild kit, transmission bearings, countershaft bushing/seal kit, wrist pin bearing, cam chain and counter balancer bearings when applicable. The most comprehensive and complete engine kit available.
KVF750 Brute Force	05-11	WR11164	Complete engine rebuild kit; Includes crankshaft, piston kit, complete engine gasket kit with oil seals, main bearings and seals, water pump rebuild kit, transmission bearings, countershaft bushing/seal kit, wrist pin bearing, cam chain and counter balancer bearings when applicable. The most comprehensive and complete engine kit available.
	12-14	WR11165	Complete engine rebuild kit; Includes crankshaft, piston kit, complete engine gasket kit with oil seals, main bearings and seals, water pump rebuild kit, transmission bearings, countershaft bushing/seal kit, wrist pin bearing, cam chain and counter balancer bearings when applicable. The most comprehensive and complete engine kit available.
	15-19	WR11176	Complete engine rebuild kit; Includes crankshaft, piston kit, complete engine gasket kit with oil seals, main bearings and seals, water pump rebuild kit, transmission bearings, countershaft bushing/seal kit, wrist pin bearing, cam chain and counter balancer bearings when applicable. The most comprehensive and complete engine kit available.

Wrench Rabbit complete bottom end kits continue on the next page.

INDEX

WIDE OPEN PARTS

TIRES & WHEELS

BRAKES

AIR, OIL & FUEL

BATTERY & ELECTRICAL

ENGINE

BEARINGS

BUSHINGS

DRIVELINE

AXLES

BELTS

CONTROLS

TOOLS & CHEMICALS

EXHAUST

ACCESSORIES





INDEX

WIDE OPEN PARTS

TIRES & WHEELS

BRAKES

AIR, OIL & FUEL

BATTERY & ELECTRICAL

ENGINE

BEARINGS

BUSHINGS

DRIVELINE

AXLES

BELTS

CONTROLS

TOOLS & CHEMICALS

EXHAUST

ACCESSORIES



KAWASAKI			
MODEL	YEAR	PART #	NOTES
	08-11	WR11164	Complete engine rebuild kit; Includes crankshaft, piston kit, complete engine gasket kit with oil seals, main bearings and seals, water pump rebuild kit, transmission bearings, countershaft bushing/seal kit, wrist pin bearing, cam chain and counter balancer bearings when applicable. The most comprehensive and complete engine kit available.
KRF750 Teryx	2012	WR11184	Complete engine rebuild kit; Includes crankshaft, piston kit, complete engine gasket kit with oil seals, main bearings and seals, water pump rebuild kit, transmission bearings, countershaft bushing/seal kit, wrist pin bearing, cam chain and counter balancer bearings when applicable. The most comprehensive and complete engine kit available.
	2013	WR11166	Complete engine rebuild kit; Includes crankshaft, piston kit, complete engine gasket kit with oil seals, main bearings and seals, water pump rebuild kit, transmission bearings, countershaft bushing/seal kit, wrist pin bearing, cam chain and counter balancer bearings when applicable. The most comprehensive and complete engine kit available.



POLARIS			
MODEL	YEAR	PART #	NOTES
800 Ranger/Crew	08-10	WR1157	Complete engine rebuild kit; Includes crankshaft, piston kit, complete engine gasket kit with oil seals, main bearings and seals, water pump rebuild kit, transmission bearings, countershaft bushing/seal kit, wrist pin bearing, cam chain and counter balancer bearings when applicable. The most comprehensive and complete engine kit available.
	12-14	WR11185	Complete engine rebuild kit; Includes crankshaft, piston kit, complete engine gasket kit with oil seals, main bearings and seals, water pump rebuild kit, transmission bearings, countershaft bushing/seal kit, wrist pin bearing, cam chain and counter balancer bearings when applicable. The most comprehensive and complete engine kit available.
800 RZR/4/S	08-09	WR1157	Complete engine rebuild kit; Includes crankshaft, piston kit, complete engine gasket kit with oil seals, main bearings and seals, water pump rebuild kit, transmission bearings, countershaft bushing/seal kit, wrist pin bearing, cam chain and counter balancer bearings when applicable. The most comprehensive and complete engine kit available.
	11-14	WR11185	Complete engine rebuild kit; Includes crankshaft, piston kit, complete engine gasket kit with oil seals, main bearings and seals, water pump rebuild kit, transmission bearings, countershaft bushing/seal kit, wrist pin bearing, cam chain and counter balancer bearings when applicable. The most comprehensive and complete engine kit available.

Wrench Rabbit complete bottom end kits continue on the next page.



POLARIS			
MODEL	YEAR	PART #	NOTES
800 Sportsman	05-10	WR1157	Complete engine rebuild kit; Includes crankshaft, piston kit, complete engine gasket kit with oil seals, main bearings and seals, water pump rebuild kit, transmission bearings, countershaft bushing/seal kit, wrist pin bearing, cam chain and counter balancer bearings when applicable. The most comprehensive and complete engine kit available.
850 Scrambler	2013	WR00046	Complete engine rebuild kit; Includes crankshaft, piston kit, complete engine gasket kit with oil seals, main bearings and seals, water pump rebuild kit, transmission bearings, countershaft bushing/seal kit, wrist pin bearing, cam chain and counter balancer bearings when applicable. The most comprehensive and complete engine kit available.
	14-18	WR00048	Complete engine rebuild kit; Includes crankshaft, piston kit, complete engine gasket kit with oil seals, main bearings and seals, water pump rebuild kit, transmission bearings, countershaft bushing/seal kit, wrist pin bearing, cam chain and counter balancer bearings when applicable. The most comprehensive and complete engine kit available.
850 Sportsman	09-13	WR00047	Complete engine rebuild kit; Includes crankshaft, piston kit, complete engine gasket kit with oil seals, main bearings and seals, water pump rebuild kit, transmission bearings, countershaft bushing/seal kit, wrist pin bearing, cam chain and counter balancer bearings when applicable. The most comprehensive and complete engine kit available.
	15-18	WR00048	Complete engine rebuild kit; Includes crankshaft, piston kit, complete engine gasket kit with oil seals, main bearings and seals, water pump rebuild kit, transmission bearings, countershaft bushing/seal kit, wrist pin bearing, cam chain and counter balancer bearings when applicable. The most comprehensive and complete engine kit available.
900 Ace	2016	WR00040	Complete engine rebuild kit; Includes crankshaft, piston kit, complete engine gasket kit with oil seals, main bearings and seals, water pump rebuild kit, transmission bearings, countershaft bushing/seal kit, wrist pin bearing, cam chain and counter balancer bearings when applicable. The most comprehensive and complete engine kit available.
	2017	WR00009	Complete engine rebuild kit; Includes crankshaft, piston kit, complete engine gasket kit with oil seals, main bearings and seals, water pump rebuild kit, transmission bearings, countershaft bushing/seal kit, wrist pin bearing, cam chain and counter balancer bearings when applicable. The most comprehensive and complete engine kit available.
	18-19	WR00043	Complete engine rebuild kit; Includes crankshaft, piston kit, complete engine gasket kit with oil seals, main bearings and seals, water pump rebuild kit, transmission bearings, countershaft bushing/seal kit, wrist pin bearing, cam chain and counter balancer bearings when applicable. The most comprehensive and complete engine kit available.

INDEX

WIDE OPEN PARTS

TIRES & WHEELS

BRAKES

AIR, OIL & FUEL

BATTERY & ELECTRICAL

ENGINE

BEARINGS

BUSHINGS

DRIVELINE

AXLES

BELTS

CONTROLS

TOOLS & CHEMICALS

EXHAUST

ACCESSORIES



Wrench Rabbit complete bottom end kits continue on the next page.



- INDEX
- WIDE OPEN PARTS
- TIRES & WHEELS
- BRAKES
- AIR, OIL & FUEL
- BATTERY & ELECTRICAL
- ENGINE**
- BEARINGS
- BUSHINGS
- DRIVELINE
- AXLES
- BELTS
- CONTROLS
- TOOLS & CHEMICALS
- EXHAUST
- ACCESSORIES



POLARIS			
MODEL	YEAR	PART #	NOTES
900 RZR	2011	WR00044	Complete engine rebuild kit; Includes crankshaft, piston kit, complete engine gasket kit with oil seals, main bearings and seals, water pump rebuild kit, transmission bearings, countershaft bushing/seal kit, wrist pin bearing, cam chain and counter balancer bearings when applicable. The most comprehensive and complete engine kit available.
	2014	WR00045	Complete engine rebuild kit; Includes crankshaft, piston kit, complete engine gasket kit with oil seals, main bearings and seals, water pump rebuild kit, transmission bearings, countershaft bushing/seal kit, wrist pin bearing, cam chain and counter balancer bearings when applicable. The most comprehensive and complete engine kit available.
	2015	WR00042	Complete engine rebuild kit; Includes crankshaft, piston kit, complete engine gasket kit with oil seals, main bearings and seals, water pump rebuild kit, transmission bearings, countershaft bushing/seal kit, wrist pin bearing, cam chain and counter balancer bearings when applicable. The most comprehensive and complete engine kit available.
	2016	WR00040	Complete engine rebuild kit; Includes crankshaft, piston kit, complete engine gasket kit with oil seals, main bearings and seals, water pump rebuild kit, transmission bearings, countershaft bushing/seal kit, wrist pin bearing, cam chain and counter balancer bearings when applicable. The most comprehensive and complete engine kit available.
	2017	WR00009	Complete engine rebuild kit; Includes crankshaft, piston kit, complete engine gasket kit with oil seals, main bearings and seals, water pump rebuild kit, transmission bearings, countershaft bushing/seal kit, wrist pin bearing, cam chain and counter balancer bearings when applicable. The most comprehensive and complete engine kit available.
	18-19	WR00010	Complete engine rebuild kit; Includes crankshaft, piston kit, complete engine gasket kit with oil seals, main bearings and seals, water pump rebuild kit, transmission bearings, countershaft bushing/seal kit, wrist pin bearing, cam chain and counter balancer bearings when applicable. The most comprehensive and complete engine kit available.
	900 RZR 4	2012	WR00044
13-14		WR00045	Complete engine rebuild kit; Includes crankshaft, piston kit, complete engine gasket kit with oil seals, main bearings and seals, water pump rebuild kit, transmission bearings, countershaft bushing/seal kit, wrist pin bearing, cam chain and counter balancer bearings when applicable. The most comprehensive and complete engine kit available.
2015		WR00042	Complete engine rebuild kit; Includes crankshaft, piston kit, complete engine gasket kit with oil seals, main bearings and seals, water pump rebuild kit, transmission bearings, countershaft bushing/seal kit, wrist pin bearing, cam chain and counter balancer bearings when applicable. The most comprehensive and complete engine kit available.
2016		WR00040	Complete engine rebuild kit; Includes crankshaft, piston kit, complete engine gasket kit with oil seals, main bearings and seals, water pump rebuild kit, transmission bearings, countershaft bushing/seal kit, wrist pin bearing, cam chain and counter balancer bearings when applicable. The most comprehensive and complete engine kit available.
2017		WR00009	Complete engine rebuild kit; Includes crankshaft, piston kit, complete engine gasket kit with oil seals, main bearings and seals, water pump rebuild kit, transmission bearings, countershaft bushing/seal kit, wrist pin bearing, cam chain and counter balancer bearings when applicable. The most comprehensive and complete engine kit available.
2018		WR00010	Complete engine rebuild kit; Includes crankshaft, piston kit, complete engine gasket kit with oil seals, main bearings and seals, water pump rebuild kit, transmission bearings, countershaft bushing/seal kit, wrist pin bearing, cam chain and counter balancer bearings when applicable. The most comprehensive and complete engine kit available.

Wrench Rabbit complete bottom end kits continue on the next page.



POLARIS			
MODEL	YEAR	PART #	NOTES
900 RZR S	2015	WR00042	Complete engine rebuild kit; Includes crankshaft, piston kit, complete engine gasket kit with oil seals, main bearings and seals, water pump rebuild kit, transmission bearings, countershaft bushing/seal kit, wrist pin bearing, cam chain and counter balancer bearings when applicable. The most comprehensive and complete engine kit available.
	2016	WR00040	Complete engine rebuild kit; Includes crankshaft, piston kit, complete engine gasket kit with oil seals, main bearings and seals, water pump rebuild kit, transmission bearings, countershaft bushing/seal kit, wrist pin bearing, cam chain and counter balancer bearings when applicable. The most comprehensive and complete engine kit available.
	2017	WR00009	Complete engine rebuild kit; Includes crankshaft, piston kit, complete engine gasket kit with oil seals, main bearings and seals, water pump rebuild kit, transmission bearings, countershaft bushing/seal kit, wrist pin bearing, cam chain and counter balancer bearings when applicable. The most comprehensive and complete engine kit available.
	18-19	WR00010	Complete engine rebuild kit; Includes crankshaft, piston kit, complete engine gasket kit with oil seals, main bearings and seals, water pump rebuild kit, transmission bearings, countershaft bushing/seal kit, wrist pin bearing, cam chain and counter balancer bearings when applicable. The most comprehensive and complete engine kit available.
900 Ranger	13-14	WR00042	Complete engine rebuild kit; Includes crankshaft, piston kit, complete engine gasket kit with oil seals, main bearings and seals, water pump rebuild kit, transmission bearings, countershaft bushing/seal kit, wrist pin bearing, cam chain and counter balancer bearings when applicable. The most comprehensive and complete engine kit available.
	2015	WR00041	Complete engine rebuild kit; Includes crankshaft, piston kit, complete engine gasket kit with oil seals, main bearings and seals, water pump rebuild kit, transmission bearings, countershaft bushing/seal kit, wrist pin bearing, cam chain and counter balancer bearings when applicable. The most comprehensive and complete engine kit available.
	2016	WR00040	Complete engine rebuild kit; Includes crankshaft, piston kit, complete engine gasket kit with oil seals, main bearings and seals, water pump rebuild kit, transmission bearings, countershaft bushing/seal kit, wrist pin bearing, cam chain and counter balancer bearings when applicable. The most comprehensive and complete engine kit available.
	2017	WR00009	Complete engine rebuild kit; Includes crankshaft, piston kit, complete engine gasket kit with oil seals, main bearings and seals, water pump rebuild kit, transmission bearings, countershaft bushing/seal kit, wrist pin bearing, cam chain and counter balancer bearings when applicable. The most comprehensive and complete engine kit available.
	18-19	WR00043	Complete engine rebuild kit; Includes crankshaft, piston kit, complete engine gasket kit with oil seals, main bearings and seals, water pump rebuild kit, transmission bearings, countershaft bushing/seal kit, wrist pin bearing, cam chain and counter balancer bearings when applicable. The most comprehensive and complete engine kit available.

INDEX

WIDE OPEN PARTS

TIRES & WHEELS

BRAKES

AIR, OIL & FUEL

BATTERY & ELECTRICAL

ENGINE

BEARINGS

BUSHINGS

DRIVELINE

AXLES

BELTS

CONTROLS

TOOLS & CHEMICALS

EXHAUST

ACCESSORIES



Wrench Rabbit complete bottom end kits continue on the next page.



POLARIS			
MODEL	YEAR	PART #	NOTES
900 Ranger Crew	14-15	WR00042	Complete engine rebuild kit; Includes crankshaft, piston kit, complete engine gasket kit with oil seals, main bearings and seals, water pump rebuild kit, transmission bearings, countershaft bushing/seal kit, wrist pin bearing, cam chain and counter balancer bearings when applicable. The most comprehensive and complete engine kit available.
	2016	WR00040	Complete engine rebuild kit; Includes crankshaft, piston kit, complete engine gasket kit with oil seals, main bearings and seals, water pump rebuild kit, transmission bearings, countershaft bushing/seal kit, wrist pin bearing, cam chain and counter balancer bearings when applicable. The most comprehensive and complete engine kit available.
	2017	WR00009	Complete engine rebuild kit; Includes crankshaft, piston kit, complete engine gasket kit with oil seals, main bearings and seals, water pump rebuild kit, transmission bearings, countershaft bushing/seal kit, wrist pin bearing, cam chain and counter balancer bearings when applicable. The most comprehensive and complete engine kit available.
	18-19	WR00043	Complete engine rebuild kit; Includes crankshaft, piston kit, complete engine gasket kit with oil seals, main bearings and seals, water pump rebuild kit, transmission bearings, countershaft bushing/seal kit, wrist pin bearing, cam chain and counter balancer bearings when applicable. The most comprehensive and complete engine kit available.
1000 General	16-17	WR00054	Complete engine rebuild kit; Includes crankshaft, piston kit, complete engine gasket kit with oil seals, main bearings and seals, water pump rebuild kit, transmission bearings, countershaft bushing/seal kit, wrist pin bearing, cam chain and counter balancer bearings when applicable. The most comprehensive and complete engine kit available.
1000 Ranger XP	2019	WR00055	Complete engine rebuild kit; Includes crankshaft, piston kit, complete engine gasket kit with oil seals, main bearings and seals, water pump rebuild kit, transmission bearings, countershaft bushing/seal kit, wrist pin bearing, cam chain and counter balancer bearings when applicable. The most comprehensive and complete engine kit available.
1000 RZR	14-15	WR00049	Complete engine rebuild kit; Includes crankshaft, piston kit, complete engine gasket kit with oil seals, main bearings and seals, water pump rebuild kit, transmission bearings, countershaft bushing/seal kit, wrist pin bearing, cam chain and counter balancer bearings when applicable. The most comprehensive and complete engine kit available.
	16-17	WR00050	Complete engine rebuild kit; Includes crankshaft, piston kit, complete engine gasket kit with oil seals, main bearings and seals, water pump rebuild kit, transmission bearings, countershaft bushing/seal kit, wrist pin bearing, cam chain and counter balancer bearings when applicable. The most comprehensive and complete engine kit available.
	2018	WR00051	Complete engine rebuild kit; Includes crankshaft, piston kit, complete engine gasket kit with oil seals, main bearings and seals, water pump rebuild kit, transmission bearings, countershaft bushing/seal kit, wrist pin bearing, cam chain and counter balancer bearings when applicable. The most comprehensive and complete engine kit available.
	2019	WR00053	Complete engine rebuild kit; Includes crankshaft, piston kit, complete engine gasket kit with oil seals, main bearings and seals, water pump rebuild kit, transmission bearings, countershaft bushing/seal kit, wrist pin bearing, cam chain and counter balancer bearings when applicable. The most comprehensive and complete engine kit available.

Wrench Rabbit complete bottom end kits continue on the next page.



POLARIS			
MODEL	YEAR	PART #	NOTES
1000 RZR 4	14-15	WR00049	Complete engine rebuild kit; Includes crankshaft, piston kit, complete engine gasket kit with oil seals, main bearings and seals, water pump rebuild kit, transmission bearings, countershaft bushing/seal kit, wrist pin bearing, cam chain and counter balancer bearings when applicable. The most comprehensive and complete engine kit available.
	2017	WR00050	Complete engine rebuild kit; Includes crankshaft, piston kit, complete engine gasket kit with oil seals, main bearings and seals, water pump rebuild kit, transmission bearings, countershaft bushing/seal kit, wrist pin bearing, cam chain and counter balancer bearings when applicable. The most comprehensive and complete engine kit available.
	2018	WR00052	Complete engine rebuild kit; Includes crankshaft, piston kit, complete engine gasket kit with oil seals, main bearings and seals, water pump rebuild kit, transmission bearings, countershaft bushing/seal kit, wrist pin bearing, cam chain and counter balancer bearings when applicable. The most comprehensive and complete engine kit available.
	2019	WR00053	Complete engine rebuild kit; Includes crankshaft, piston kit, complete engine gasket kit with oil seals, main bearings and seals, water pump rebuild kit, transmission bearings, countershaft bushing/seal kit, wrist pin bearing, cam chain and counter balancer bearings when applicable. The most comprehensive and complete engine kit available.
1000 RZR S	16-17	WR00054	Complete engine rebuild kit; Includes crankshaft, piston kit, complete engine gasket kit with oil seals, main bearings and seals, water pump rebuild kit, transmission bearings, countershaft bushing/seal kit, wrist pin bearing, cam chain and counter balancer bearings when applicable. The most comprehensive and complete engine kit available.
	2019	WR00053	Complete engine rebuild kit; Includes crankshaft, piston kit, complete engine gasket kit with oil seals, main bearings and seals, water pump rebuild kit, transmission bearings, countershaft bushing/seal kit, wrist pin bearing, cam chain and counter balancer bearings when applicable. The most comprehensive and complete engine kit available.

SUZUKI			
MODEL	YEAR	PART #	NOTES
LTZ400	03-04	WR1160	Complete engine rebuild kit; Includes crankshaft, piston kit, complete engine gasket kit with oil seals, main bearings and seals, water pump rebuild kit, transmission bearings, countershaft bushing/seal kit, wrist pin bearing, cam chain and counter balancer bearings when applicable. The most comprehensive and complete engine kit available.
	05-08	WR1161	Complete engine rebuild kit; Includes crankshaft, piston kit, complete engine gasket kit with oil seals, main bearings and seals, water pump rebuild kit, transmission bearings, countershaft bushing/seal kit, wrist pin bearing, cam chain and counter balancer bearings when applicable. The most comprehensive and complete engine kit available.
	09-14	WR1162	Complete engine rebuild kit; Includes crankshaft, piston kit, complete engine gasket kit with oil seals, main bearings and seals, water pump rebuild kit, transmission bearings, countershaft bushing/seal kit, wrist pin bearing, cam chain and counter balancer bearings when applicable. The most comprehensive and complete engine kit available.

INDEX

WIDE OPEN PARTS

TIRES & WHEELS

BRAKES

AIR, OIL & FUEL

BATTERY & ELECTRICAL

ENGINE

BEARINGS

BUSHINGS

DRIVELINE

AXLES

BELTS

CONTROLS

TOOLS & CHEMICALS

EXHAUST

ACCESSORIES



Wrench Rabbit complete bottom end kits continue on the next page.



SUZUKI

MODEL	YEAR	PART #	NOTES
LTR450	06-08	WR1159	Complete engine rebuild kit; Includes crankshaft, piston kit, complete engine gasket kit with oil seals, main bearings and seals, water pump rebuild kit, transmission bearings, countershaft bushing/seal kit, wrist pin bearing, cam chain and counter balancer bearings when applicable. The most comprehensive and complete engine kit available.
	2009	WR11102	Complete engine rebuild kit; Includes crankshaft, piston kit, complete engine gasket kit with oil seals, main bearings and seals, water pump rebuild kit, transmission bearings, countershaft bushing/seal kit, wrist pin bearing, cam chain and counter balancer bearings when applicable. The most comprehensive and complete engine kit available.

YAMAHA

MODEL	YEAR	PART #	NOTES
YFS200 Blaster	88-06	WR11155	Complete engine rebuild kit; Includes crankshaft, piston kit, complete engine gasket kit with oil seals, main bearings and seals, water pump rebuild kit, transmission bearings, countershaft bushing/seal kit, wrist pin bearing, cam chain and counter balancer bearings when applicable. The most comprehensive and complete engine kit available.
		WR11200	Contains +0.5mm piston. Complete engine rebuild kit; Includes crankshaft, piston kit, complete engine gasket kit with oil seals, main bearings and seals, water pump rebuild kit, transmission bearings, countershaft bushing/seal kit, wrist pin bearing, cam chain and counter balancer bearings when applicable. The most comprehensive and complete engine kit available.
		WR11201	Contains +1mm piston. Complete engine rebuild kit; Includes crankshaft, piston kit, complete engine gasket kit with oil seals, main bearings and seals, water pump rebuild kit, transmission bearings, countershaft bushing/seal kit, wrist pin bearing, cam chain and counter balancer bearings when applicable. The most comprehensive and complete engine kit available.
		WR11202	Contains +1.5mm piston. Complete engine rebuild kit; Includes crankshaft, piston kit, complete engine gasket kit with oil seals, main bearings and seals, water pump rebuild kit, transmission bearings, countershaft bushing/seal kit, wrist pin bearing, cam chain and counter balancer bearings when applicable. The most comprehensive and complete engine kit available.
		WR11203	Contains +2mm piston. Complete engine rebuild kit; Includes crankshaft, piston kit, complete engine gasket kit with oil seals, main bearings and seals, water pump rebuild kit, transmission bearings, countershaft bushing/seal kit, wrist pin bearing, cam chain and counter balancer bearings when applicable. The most comprehensive and complete engine kit available.
		WR11208	Contains STD Piston. Complete engine rebuild kit; Includes crankshaft, piston kit, complete engine gasket kit with oil seals, main bearings and seals, water pump rebuild kit, transmission bearings, countershaft bushing/seal kit, wrist pin bearing, cam chain and counter balancer bearings when applicable. The most comprehensive and complete engine kit available.
		WR11209	Contains +0.5mm piston. Complete engine rebuild kit; Includes crankshaft, piston kit, complete engine gasket kit with oil seals, main bearings and seals, water pump rebuild kit, transmission bearings, countershaft bushing/seal kit, wrist pin bearing, cam chain and counter balancer bearings when applicable. The most comprehensive and complete engine kit available.
		WR11210	Contains +1mm piston. Complete engine rebuild kit; Includes crankshaft, piston kit, complete engine gasket kit with oil seals, main bearings and seals, water pump rebuild kit, transmission bearings, countershaft bushing/seal kit, wrist pin bearing, cam chain and counter balancer bearings when applicable. The most comprehensive and complete engine kit available.

Wrench Rabbit complete bottom end kits continue on the next page.



YAMAHA			
MODEL	YEAR	PART #	NOTES
YFM350X Warrior	87-04	WR11208	Contains STD Piston. Complete engine rebuild kit; Includes crankshaft, piston kit, complete engine gasket kit with oil seals, main bearings and seals, water pump rebuild kit, transmission bearings, countershaft bushing/seal kit, wrist pin bearing, cam chain and counter balancer bearings when applicable. The most comprehensive and complete engine kit available.
		WR11209	Contains +0.5mm piston. Complete engine rebuild kit; Includes crankshaft, piston kit, complete engine gasket kit with oil seals, main bearings and seals, water pump rebuild kit, transmission bearings, countershaft bushing/seal kit, wrist pin bearing, cam chain and counter balancer bearings when applicable. The most comprehensive and complete engine kit available.
		WR11210	Contains +1mm piston. Complete engine rebuild kit; Includes crankshaft, piston kit, complete engine gasket kit with oil seals, main bearings and seals, water pump rebuild kit, transmission bearings, countershaft bushing/seal kit, wrist pin bearing, cam chain and counter balancer bearings when applicable. The most comprehensive and complete engine kit available.
YFZ350 Banshee	87-06	WR1177	Complete engine rebuild kit; Includes crankshaft, piston kit, complete engine gasket kit with oil seals, main bearings and seals, water pump rebuild kit, transmission bearings, countershaft bushing/seal kit, wrist pin bearing, cam chain and counter balancer bearings when applicable. The most comprehensive and complete engine kit available.
		WR11204	Contains +0.50 piston. Complete engine rebuild kit; Includes crankshaft, piston kit, complete engine gasket kit with oil seals, main bearings and seals, water pump rebuild kit, transmission bearings, countershaft bushing/seal kit, wrist pin bearing, cam chain and counter balancer bearings when applicable. The most comprehensive and complete engine kit available.
		WR11205	Contains +1mm piston. Complete engine rebuild kit; Includes crankshaft, piston kit, complete engine gasket kit with oil seals, main bearings and seals, water pump rebuild kit, transmission bearings, countershaft bushing/seal kit, wrist pin bearing, cam chain and counter balancer bearings when applicable. The most comprehensive and complete engine kit available.
		WR11206	Contains +1.50 piston. Complete engine rebuild kit; Includes crankshaft, piston kit, complete engine gasket kit with oil seals, main bearings and seals, water pump rebuild kit, transmission bearings, countershaft bushing/seal kit, wrist pin bearing, cam chain and counter balancer bearings when applicable. The most comprehensive and complete engine kit available.
		WR11207	Contains +2mm piston. Complete engine rebuild kit; Includes crankshaft, piston kit, complete engine gasket kit with oil seals, main bearings and seals, water pump rebuild kit, transmission bearings, countershaft bushing/seal kit, wrist pin bearing, cam chain and counter balancer bearings when applicable. The most comprehensive and complete engine kit available.
YFZ450	04-05	WR1178	Complete engine rebuild kit; Includes crankshaft, piston kit, complete engine gasket kit with oil seals, main bearings and seals, water pump rebuild kit, transmission bearings, countershaft bushing/seal kit, wrist pin bearing, cam chain and counter balancer bearings when applicable. The most comprehensive and complete engine kit available.
	06-13	WR1179	Complete engine rebuild kit; Includes crankshaft, piston kit, complete engine gasket kit with oil seals, main bearings and seals, water pump rebuild kit, transmission bearings, countershaft bushing/seal kit, wrist pin bearing, cam chain and counter balancer bearings when applicable. The most comprehensive and complete engine kit available.
YFZ450R	09-13	WR11147	Complete engine rebuild kit; Includes crankshaft, piston kit, complete engine gasket kit with oil seals, main bearings and seals, water pump rebuild kit, transmission bearings, countershaft bushing/seal kit, wrist pin bearing, cam chain and counter balancer bearings when applicable. The most comprehensive and complete engine kit available.

INDEX

WIDE OPEN PARTS

TIRES & WHEELS

BRAKES

AIR, OIL & FUEL

BATTERY & ELECTRICAL

ENGINE

BEARINGS

BUSHINGS

DRIVELINE

AXLES

BELTS

CONTROLS

TOOLS & CHEMICALS

EXHAUST

ACCESSORIES



Wrench Rabbit complete bottom end kits continue on the next page.



- INDEX
- WIDE OPEN PARTS
- TIRES & WHEELS
- BRAKES
- AIR, OIL & FUEL
- BATTERY & ELECTRICAL
- ENGINE**
- BEARINGS
- BUSHINGS
- DRIVELINE
- AXLES
- BELTS
- CONTROLS
- TOOLS & CHEMICALS
- EXHAUST
- ACCESSORIES



YAMAHA			
MODEL	YEAR	PART #	NOTES
YFZ450X	10-11	WR11147	Complete engine rebuild kit; Includes crankshaft, piston kit, complete engine gasket kit with oil seals, main bearings and seals, water pump rebuild kit, transmission bearings, countershaft bushing/seal kit, wrist pin bearing, cam chain and counter balancer bearings when applicable. The most comprehensive and complete engine kit available.
		WR11137	Complete engine rebuild kit; Includes crankshaft, piston kit, complete engine gasket kit with oil seals, main bearings and seals, water pump rebuild kit, transmission bearings, countershaft bushing/seal kit, wrist pin bearing, cam chain and counter balancer bearings when applicable. The most comprehensive and complete engine kit available.
YFM660 Grizzly	02-08	WR11211	Contains +0.50mm piston. Complete engine rebuild kit; Includes crankshaft, piston kit, complete engine gasket kit with oil seals, main bearings and seals, water pump rebuild kit, transmission bearings, countershaft bushing/seal kit, wrist pin bearing, cam chain and counter balancer bearings when applicable. The most comprehensive and complete engine kit available.
		WR11212	Contains +1mm piston. Complete engine rebuild kit; Includes crankshaft, piston kit, complete engine gasket kit with oil seals, main bearings and seals, water pump rebuild kit, transmission bearings, countershaft bushing/seal kit, wrist pin bearing, cam chain and counter balancer bearings when applicable. The most comprehensive and complete engine kit available.
YFM660 Raptor	01-05	WR11182	Complete engine rebuild kit; Includes crankshaft, piston kit, complete engine gasket kit with oil seals, main bearings and seals, water pump rebuild kit, transmission bearings, countershaft bushing/seal kit, wrist pin bearing, cam chain and counter balancer bearings when applicable. The most comprehensive and complete engine kit available.
		WR11213	Contains +0.50mm piston. Complete engine rebuild kit; Includes crankshaft, piston kit, complete engine gasket kit with oil seals, main bearings and seals, water pump rebuild kit, transmission bearings, countershaft bushing/seal kit, wrist pin bearing, cam chain and counter balancer bearings when applicable. The most comprehensive and complete engine kit available.
		WR11214	Contains +1mm piston. Complete engine rebuild kit; Includes crankshaft, piston kit, complete engine gasket kit with oil seals, main bearings and seals, water pump rebuild kit, transmission bearings, countershaft bushing/seal kit, wrist pin bearing, cam chain and counter balancer bearings when applicable. The most comprehensive and complete engine kit available.
YXR660 Rhino	04-07	WR11137	Complete engine rebuild kit; Includes crankshaft, piston kit, complete engine gasket kit with oil seals, main bearings and seals, water pump rebuild kit, transmission bearings, countershaft bushing/seal kit, wrist pin bearing, cam chain and counter balancer bearings when applicable. The most comprehensive and complete engine kit available.
		WR11211	Contains +0.50mm piston. Complete engine rebuild kit; Includes crankshaft, piston kit, complete engine gasket kit with oil seals, main bearings and seals, water pump rebuild kit, transmission bearings, countershaft bushing/seal kit, wrist pin bearing, cam chain and counter balancer bearings when applicable. The most comprehensive and complete engine kit available.
		WR11212	Contains +1mm piston. Complete engine rebuild kit; Includes crankshaft, piston kit, complete engine gasket kit with oil seals, main bearings and seals, water pump rebuild kit, transmission bearings, countershaft bushing/seal kit, wrist pin bearing, cam chain and counter balancer bearings when applicable. The most comprehensive and complete engine kit available.
YFM700 Grizzly	07-13	WR11136	Complete engine rebuild kit; Includes crankshaft, piston kit, complete engine gasket kit with oil seals, main bearings and seals, water pump rebuild kit, transmission bearings, countershaft bushing/seal kit, wrist pin bearing, cam chain and counter balancer bearings when applicable. The most comprehensive and complete engine kit available.

Wrench Rabbit complete bottom end kits continue on the next page.



YAMAHA			
MODEL	YEAR	PART #	NOTES
YFM700 Raptor	06-14	WR11135	Complete engine rebuild kit; Includes crankshaft, piston kit, complete engine gasket kit with oil seals, main bearings and seals, water pump rebuild kit, transmission bearings, countershaft bushing/seal kit, wrist pin bearing, cam chain and counter balancer bearings when applicable. The most comprehensive and complete engine kit available.
YXR700 Rhino	08-13	WR11136	Complete engine rebuild kit; Includes crankshaft, piston kit, complete engine gasket kit with oil seals, main bearings and seals, water pump rebuild kit, transmission bearings, countershaft bushing/seal kit, wrist pin bearing, cam chain and counter balancer bearings when applicable. The most comprehensive and complete engine kit available.

INDEX

WIDE OPEN PARTS

TIRES & WHEELS

BRAKES

AIR, OIL & FUEL

BATTERY & ELECTRICAL

ENGINE

BEARINGS

BUSHINGS

DRIVELINE

AXLES

BELTS

CONTROLS

TOOLS & CHEMICALS

EXHAUST

ACCESSORIES



Connecting Rods by Hot Rods

Connecting rods by Hot Rods are made in the USA.



ARCTIC CAT

MODEL	YEAR	PART #
DVX400	04-08	HR8630
650 ATV	05-12	HR8721
650 Prowler	06-09	HR8721
700 Mud Pro	12-17	HR8721
700 TBX	12-17	HR8721
700 Alterra	16-17	HR8721
700 ATV	08-14	HR8721
700 Prowler	08-14	HR8721
700 TRV	10-17	HR8721
1000 GT	2012	HR8723
1000 H2 EFI Mud Pro	2011	HR8723
1000 H2 ThunderCat 4x4	08-10	HR8723
1000 Prowler XT	15-16	HR8723
1000 Prowler XTZ H2	09-14	HR8723
1000 XT	13-16	HR8723
1000 Wildcat	13-14	HR8723

KAWASAKI

MODEL	YEAR	PART #
KFX80	03-06	HR8603
KFX400	03-06	HR8630
KFX450R	08-14	HR8671
KFX700	04-09	HR8675
KVF700 Prairie	04-06	HR8675
KVF750 Brute Force	05-20	HR8675
KRT750 Teryx	08-13	HR8675
KRT800 Teryx	14-20	HR8675

KEY * Requires two (2)

HONDA

MODEL	YEAR	PART #
ATC250R	81-84	HR8160
ATC250R	85-86	HR8103
TRX250R	1986	HR8103
TRX250R	87-89	HR8109
TRX250 Recon	02-17	HR8691
TRX250EX	01-08	HR8691
TRX250X	09-16	HR8691
TRX350 Rancher	00-06	HR8698
TRX400EX	99-08	HR8609
TRX400X	09-14	HR8609
TRX420 Rancher	12-13	HR8713
TRX450 Foreman	98-04	RD1017
TRX450R	04-05	HR8632
TRX450R	06-09	HR8660
TRX450ER	04-05	HR8632
TRX450ER	06-14	HR8660
TRX500 Foreman	05-11	HR8699
TRX500 Foreman	12-13	HR8713
TRX700XX	08-09	HR8679
TRX700XX	08-09	HR8679

**HAVE QUESTIONS?
WE ARE HERE TO HELP!**

Call Today & Speak To One Of
Our Knowledgeable Sales Reps

TOLL FREE **800-367-9603**

Connecting rods continue on the next page.



POLARIS		
MODEL	YEAR	PART #
250 2X4	1993	HR8145
250 4X4	1993	HR8145
250 6X6	89-93	HR8145
250 Scrambler	80-86	HR8145
250 Trail Blazer	90-06	HR8145
250 Trail Boss	81-99	HR8145
300 2X4	94-95	HR8145
300 4X4	94-95	HR8145
300 6X6	1994	HR8145
300 Xplorer	99-02	HR8145
300 Xpress	96-97	HR8146
300 Xpress	1999	HR8145
350L 2X4	1993	HR8146
350L 4X4	1993	HR8146
350L 6X6	1993	HR8146
350L Trail Boss 2X4	90-92	HR8146
350L Trail Boss 4X4	90-92	HR8146
400L 2X4	94-95	HR8146
400L 4X4	1994	HR8146
400L 6X6	94, 96	HR8146
400 Hawkeye HO	11-14	HR8715
400 Ranger	10-14	HR8715
400 Scrambler 2X4	00-02	HR8146
400 Scrambler 4X4	95-00	HR8146
400L SPORT	95-00	HR8146
400 Sportsman 4X4	93-97	HR8146
400 Trail Blazer	2003	HR8146
400 Xpress	96-97	HR8146
400 Xplorer	95-02	HR8146
400 Sportsman 4x4	08-14	HR8715
450 Sportsman 2x4	2006	HR8715
450 Sportsman 4x4 HO	2007	HR8715
450 Sportsman	2016	HR8719
500 Ranger EFI 4x4	06-07	HR8715
500 Scrambler 4x4	99-02	HR8715
500 Scrambler 4x4	01-12	HR8715
500 Sportsman	01-13	HR8715
570 Ace	15-17	HR8719
570 Ranger	14-17	HR8719
570 RZR	12-17	HR8719
570 Sportsman	14-16	HR8719
850 Scrambler	13-18	HR8720
850 Sportsman	09-18	HR8720
900 Ace	16-19	HR8716
900 Ranger	13-19	HR8716
900 RZR	11-14	HR8704
900 RZR	15-20	HR8716
1000 General	16-20	HR8708
1000 Ranger	17-20	HR8708
1000 RZR XP	14-20	HR8708
1000 Scrambler	15-18	HR8720
1000 Sportsman	15-18	HR8720

SUZUKI		
MODEL	YEAR	PART #
LT80	87-06	HR8603
LT250R	87-92	HR8164
LTZ400	03-14	HR8630
LTR450	06-09	HR8648
LT500R	87-90	HR8155
LT-V 700F Twin Peaks	04-05	HR8675

YAMAHA		
MODEL	YEAR	PART #
YFS200 Blaster	88-06	HR8144
YFM250 Raptor	08-13	HR8676
YFZ350 Banshee	87-06	HR8121
YFZ350 Banshee	87-06	HR8158
YFM350 Raptor	04-13	HR8605
YFZ 450	04-05	HR8620
YFZ450	06-13	HR8641
YFZ450R	09-13	HR8688
YFZ450R	14-20	HR8729
YFZ450X	10-11	HR8688
YFM450 Grizzly	07-14	HR8703
YFM450 Kodiak	03-06	HR8703
YFM450 Wolverine	06-10	HR8703
YXR450 Rhino	06-09	HR8703
YFM660 Raptor	2001	HR8613
YFM660 Raptor	02-05	HR8614
YFM660 Grizzly	02-08	HR8614
YXR660 Rhino	04-07	HR8614
YFM700 Grizzly	07-13	HR8651
YFM700 Raptor	06-20	HR8651
YXR700 Rhino	08-13	HR8651

- KEY**
- * Requires two (2)
 - † 5mm long rod for use on 4011 & 4111 crankshafts
 - ‡ Does not fit fuel injected R or X models

- INDEX
- WIDE OPEN PARTS
- TIRES & WHEELS
- BRAKES
- AIR, OIL & FUEL
- BATTERY & ELECTRICAL
- ENGINE
- BEARINGS
- BUSHINGS
- DRIVELINE
- AXLES
- BELTS
- CONTROLS
- TOOLS & CHEMICALS
- EXHAUST
- ACCESSORIES

Connecting rods continue on the next page.

PLACE YOUR ORDER WITH US ...

BY PHONE: 1-800-367-9603 » BY FAX: 901-377-3392 » ONLINE: WWW.JMATV.COM





KAWASAKI

MODEL	YEAR	PART #	NOTES
KFX700	04-09	HR00091	Connecting Rod Bolt Kit - Contains all connecting rod bolts necessary to rebuild an engine.
KVF700 Prairie	04-06	HR00091	Connecting Rod Bolt Kit - Contains all connecting rod bolts necessary to rebuild an engine.
KVF750 Brute Force	05-20	HR00091	Connecting Rod Bolt Kit - Contains all connecting rod bolts necessary to rebuild an engine.
KRF750 Teryx	08-13	HR00091	Connecting Rod Bolt Kit - Contains all connecting rod bolts necessary to rebuild an engine.
KRF800 Teryx	14-20	HR00091	Connecting Rod Bolt Kit - Contains all connecting rod bolts necessary to rebuild an engine.

POLARIS

MODEL	YEAR	PART #	NOTES
850 Scrambler	13-18	HR00090	Connecting Rod Bolt Kit - Contains all connecting rod bolts necessary to rebuild an engine.
850 Sportsman	09-18	HR00090	Connecting Rod Bolt Kit - Contains all connecting rod bolts necessary to rebuild an engine.
900 RZR	2011	HR00089	Connecting Rod Bolt Kit - Contains all connecting rod bolts necessary to rebuild an engine.
900 RZR	2014	HR00089	Connecting Rod Bolt Kit - Contains all connecting rod bolts necessary to rebuild an engine.
1000 General	16-20	HR00080	Connecting Rod Bolt Kit - Contains all connecting rod bolts necessary to rebuild an engine.
1000 Ranger	17-20	HR00080	Connecting Rod Bolt Kit - Contains all connecting rod bolts necessary to rebuild an engine.
1000 RZR	14-20	HR00080	Connecting Rod Bolt Kit - Contains all connecting rod bolts necessary to rebuild an engine.
1000 RZR S	16-19	HR00080	Connecting Rod Bolt Kit - Contains all connecting rod bolts necessary to rebuild an engine.
1000 RZR RS1	18-19	HR00080	Connecting Rod Bolt Kit - Contains all connecting rod bolts necessary to rebuild an engine.
1000 Scrambler	15-18	HR00090	Connecting Rod Bolt Kit - Contains all connecting rod bolts necessary to rebuild an engine.
1000 Sportsman	15-18	HR00090	Connecting Rod Bolt Kit - Contains all connecting rod bolts necessary to rebuild an engine.

INDEX

WIDE OPEN PARTS

TIRES & WHEELS

BRAKES

AIR, OIL & FUEL

BATTERY & ELECTRICAL

ENGINE

BEARINGS

BUSHINGS

DRIVELINE

AXLES

BELTS

CONTROLS

TOOLS & CHEMICALS

EXHAUST

ACCESSORIES

Plain Rod Bearings by Hot Rods



ARCTIC CAT			
MODEL	YEAR	PART #	DESCRIPTION
KFX700	04-09	PRB003B	Undersized Brown rod bearing (1.482-1.486mm). Replaces OE# 92028-1963. Sold as set.
		PRB003Y	Standard Yellow rod bearing (1.486-1.490mm). Replaces OE# 92028-1962. Sold as set.
		PRB003G	Oversized Green rod bearing (1.490-1.494mm). Replaces OE# 92028-1961. Sold as set.
KVF650 Prairie	04-06	PRB003B	Undersized Brown rod bearing (1.482-1.486mm). Replaces OE# 92028-1963. Sold as set.
		PRB003G	Oversized Green rod bearing (1.490-1.494mm). Replaces OE# 92028-1961. Sold as set.
KVF650 Brute Force IRS/SRA	05-13	PRB003B	Undersized Brown rod bearing (1.482-1.486mm). Replaces OE# 92028-1963. Sold as set.
		PRB003Y	Standard Yellow rod bearing (1.486-1.490mm). Replaces OE# 92028-1962. Sold as set.
		PRB003G	Oversized Green rod bearing (1.490-1.494mm). Replaces OE# 92028-1961. Sold as set.
KVF700 Prairie	04-06	PRB003B	Undersized Brown rod bearing (1.482-1.486mm). Replaces OE# 92028-1963. Sold as set.
		PRB003G	Oversized Green rod bearing (1.490-1.494mm). Replaces OE# 92028-1961. Sold as set.
KVF750 Brute Force	05-12	PRB003Y	Standard Yellow rod bearing (1.486-1.490mm). Replaces OE# 92028-1962. Sold as set.
		PRB003G	Oversized Green rod bearing (1.490-1.494mm). Replaces OE# 92028-1961. Sold as set.
		PRB003B	Undersized Brown rod bearing (1.482-1.486mm). Replaces OE# 92028-1963. Sold as set.
KFR750 Teryx	08-12	PRB003Y	Standard Yellow rod bearing (1.486-1.490mm). Replaces OE# 92028-1962. Sold as set.
		PRB003G	Oversized Green rod bearing (1.490-1.494mm). Replaces OE# 92028-1961. Sold as set.

SUZUKI			
MODEL	YEAR	PART #	DESCRIPTION
LT-V700F Twin Peaks	04-05	PRB003B	Undersized Brown rod bearing (1.482-1.486mm). Replaces OE# 92028-1963. Sold as set.
		PRB003Y	Standard Yellow rod bearing (1.486-1.490mm). Replaces OE# 92028-1962. Sold as set.
		PRB003G	Oversized Green rod bearing (1.490-1.494mm). Replaces OE# 92028-1961. Sold as set.

POLARIS			
MODEL	YEAR	PART #	DESCRIPTION
850 Scrambler	13-18	PR027W	White rod bearings. Sold as a pair. Requires 2 kits per vehicle!
850 Sportsman	09-18	PR027W	White rod bearings. Sold as a pair. Requires 2 kits per vehicle!
900 Ace	16-19	PRB005B	Blue rod bearing (1.503-1.506) replaces OE# 3514663-002. Sold as a pair.
		PRB005G	Green rod bearing (1.506-1.509) replaces OE# 3514663-003. Sold as a pair.
		PRB005W	White rod bearing (1.500-1.503) replaces OE# 3514663-001. Sold as a pair.
		PRB005Y	Yellow rod bearing (1.509-1.512) replaces OE# 3514663-004. Sold as a pair.
900 Ranger/Crew	13-19	PRB005B	Blue rod bearing (1.503-1.506) replaces OE# 3514663-002. Sold as a pair.
		PRB005G	Green rod bearing (1.506-1.509) replaces OE# 3514663-003. Sold as a pair.
		PRB005W	White rod bearing (1.500-1.503) replaces OE# 3514663-001. Sold as a pair.
		PRB005Y	Yellow rod bearing (1.509-1.512) replaces OE# 3514663-004. Sold as a pair.

- INDEX
- WIDE OPEN PARTS
- TIRES & WHEELS
- BRAKES
- AIR, OIL & FUEL
- BATTERY & ELECTRICAL
- ENGINE**
- BEARINGS
- BUSHINGS
- DRIVELINE
- AXLES
- BELTS
- CONTROLS
- TOOLS & CHEMICALS
- EXHAUST
- ACCESSORIES

Plain rod bearings continue on the next page.



PLAIN ROD BEARINGS



POLARIS			
MODEL	YEAR	PART #	DESCRIPTION
900 RZR/4/S	11-20	PRB005B	Blue rod bearing (1.503-1.506) replaces OE# 3514663-002. Sold as a pair.
		PRB005G	Green rod bearing (1.506-1.509) replaces OE# 3514663-003. Sold as a pair.
		PRB005W	White rod bearing (1.500-1.503) replaces OE# 3514663-001. Sold as a pair.
		PRB005Y	Yellow rod bearing (1.509-1.512) replaces OE# 3514663-004. Sold as a pair.
925 RZR XP Turbo	2016	PRB005B	Blue rod bearing (1.503-1.506) replaces OE# 3514663-002. Sold as a pair.
		PRB005G	Green rod bearing (1.506-1.509) replaces OE# 3514663-003. Sold as a pair.
		PRB005W	White rod bearing (1.500-1.503) replaces OE# 3514663-001. Sold as a pair.
925 RZR Turbo/4/S	16-20	PR027W	White rod bearings. Sold as a pair. Requires 2 kits per vehicle!
925 RZR Pro XP	2020	PR027W	White rod bearings. Sold as a pair. Requires 2 kits per vehicle!
1000 General/4	16-20	PRB005B	Blue rod bearing (1.503-1.506) replaces OE# 3514663-002. Sold as a pair.
		PRB005G	Green rod bearing (1.506-1.509) replaces OE# 3514663-003. Sold as a pair.
		PRB005W	White rod bearing (1.500-1.503) replaces OE# 3514663-001. Sold as a pair.
		PRB005Y	Yellow rod bearing (1.509-1.512) replaces OE# 3514663-004. Sold as a pair.
1000 Ranger/Crew	17-20	PRB005B	Blue rod bearing (1.503-1.506) replaces OE# 3514663-002. Sold as a pair.
		PRB005G	Green rod bearing (1.506-1.509) replaces OE# 3514663-003. Sold as a pair.
		PRB005W	White rod bearing (1.500-1.503) replaces OE# 3514663-001. Sold as a pair.
		PRB005Y	Yellow rod bearing (1.509-1.512) replaces OE# 3514663-004. Sold as a pair.
1000 RZR/4/S	14-20	PRB005B	Blue rod bearing (1.503-1.506) replaces OE# 3514663-002. Sold as a pair.
		PRB005G	Green rod bearing (1.506-1.509) replaces OE# 3514663-003. Sold as a pair.
		PRB005W	White rod bearing (1.500-1.503) replaces OE# 3514663-001. Sold as a pair.
		PRB005Y	Yellow rod bearing (1.509-1.512) replaces OE# 3514663-004. Sold as a pair.
1000 RZR RS1	18-19	PRB005B	Blue rod bearing (1.503-1.506) replaces OE# 3514663-002. Sold as a pair.
		PRB005G	Green rod bearing (1.506-1.509) replaces OE# 3514663-003. Sold as a pair.
		PRB005W	White rod bearing (1.500-1.503) replaces OE# 3514663-001. Sold as a pair.
		PRB005Y	Yellow rod bearing (1.509-1.512) replaces OE# 3514663-004. Sold as a pair.
1000 Scrambler	14-18	PR027W	White rod bearings. Sold as a pair. Requires 2 kits per vehicle!
1000 Sportsman	16-18	PR027W	White rod bearings. Sold as a pair. Requires 2 kits per vehicle!

- INDEX
- WIDE OPEN PARTS
- TIRES & WHEELS
- BRAKES
- AIR, OIL & FUEL
- BATTERY & ELECTRICAL
- ENGINE
- BEARINGS
- BUSHINGS
- DRIVELINE
- AXLES
- BELTS
- CONTROLS
- TOOLS & CHEMICALS
- EXHAUST
- ACCESSORIES



Crankshafts by Hot Rods



ARCTIC CAT				
MODEL	YEAR	PRODUCT	PART #	DESCRIPTION
DVX400	04-08	Crankshafts	HR4059	Heavy Duty OEM Replacement crankshaft
550 ATV	09-17	Crankshafts	HR4432	Heavy Duty OEM Replacement crankshaft
550 Prowler XT	09-15	Crankshafts	HR4432	Heavy Duty OEM Replacement crankshaft
650 H1	06-12	Crankshafts	HR4431	Heavy Duty OEM Replacement crankshaft
700 Alterra	16-18	Crankshafts	HR4431	Heavy Duty OEM Replacement crankshaft
700 Mud Pro	12-17	Crankshafts	HR4431	Heavy Duty OEM Replacement crankshaft
700 TBX	12-17	Crankshafts	HR4431	Heavy Duty OEM Replacement crankshaft
700 ATV	08-18	Crankshafts	HR4431	Heavy Duty OEM Replacement crankshaft
700 Prowler	08-17	Crankshafts	HR4431	Heavy Duty OEM Replacement crankshaft
700 TRV	10-17	Crankshafts	HR4431	Heavy Duty OEM Replacement crankshaft
1000 GT	2012	Crankshafts	HR4433	Heavy Duty OEM Replacement crankshaft
1000 H2 EFI Mud Pro	11-17	Crankshafts	HR4433	Heavy Duty OEM Replacement crankshaft
1000 H2 ThunderCat	08-10	Crankshafts	HR4433	Heavy Duty OEM Replacement crankshaft
1000 Prowler XT	15-17	Crankshafts	HR4433	Heavy Duty OEM Replacement crankshaft
1000 Prowler XTZ H2	09-14	Crankshafts	HR4433	Heavy Duty OEM Replacement crankshaft
1000 GT	2012	Crankshafts	HR4433	Heavy Duty OEM Replacement crankshaft
1000 XT	13-16	Crankshafts	HR4433	Heavy Duty OEM Replacement crankshaft
1000 Wildcat	13-14	Crankshafts	HR4433	Heavy Duty OEM Replacement crankshaft

HONDA				
MODEL	YEAR	PRODUCT	PART #	DESCRIPTION
ATC250R	85-86	Crankshafts	HR4006	Heavy Duty OEM Replacement crankshaft
TRX250R	1986	Crankshafts	HR4006	Heavy Duty OEM Replacement crankshaft
TRX250R	87-89	Crankshafts	HR4007	Heavy Duty OEM Replacement crankshaft
TRX250EX/X	01-19	Crankshafts	HR4411	Heavy Duty OEM Replacement crankshaft
TRX250 Recon	02-19	Crankshafts	HR4411	Heavy Duty OEM Replacement crankshaft
TRX350 Rancher	00-06	Crankshafts	HR4409	Heavy Duty OEM Replacement crankshaft
TRX350 Rancher	00-06	Crankshafts	CR350	OEM Crankshaft
TRX400 Foreman	95-03	Crankshafts	CR450	OEM Crankshaft
TRX 400EX	99-08	Crankshafts	HR4040	Heavy Duty OEM Replacement crankshaft
TRX 400X	09-14	Crankshafts	HR4040	Heavy Duty OEM Replacement crankshaft
TRX420 Rancher SRA	07-11	Crankshafts	CR420	OEM Crankshaft
TRX420 Rancher SRA	12-13	Crankshafts	CR421	OEM Crankshaft
TRX 420 Rancher SRA	12-13	Crankshafts	HR4418	Heavy Duty OEM Replacement crankshaft
TRX420 Rancher SRA	14-21	Crankshafts	CR422	OEM Crankshaft
TRX450 Foreman	98-04	Crankshafts	CR450	OEM Crankshaft
TRX 450R	04-05	Crankshafts	HR4060	Heavy Duty OEM Replacement crankshaft
TRX 450R	06-09	Crankshafts	HR4070	Heavy Duty OEM Replacement crankshaft
TRX 450ER	04-05	Crankshafts	HR4060	Heavy Duty OEM Replacement crankshaft
TRX 450ER	06-14	Crankshafts	HR4070	Heavy Duty OEM Replacement crankshaft
TRX500 Foreman	05-11	Crankshafts	CR500	OEM Crankshaft
TRX500 Foreman	05-11	Crankshafts	HR4410	Heavy Duty OEM Replacement crankshaft
TRX500 Foreman	12-13	Crankshafts	CR421	OEM Crankshaft
TRX500 Foreman	12-13	Crankshafts	HR4418	Heavy Duty OEM Replacement crankshaft
TRX500 Foreman	14-19	Crankshafts	CR422	OEM Crankshaft
TRX500 Rubicon IRS Manual	15-19	Crankshafts	CR422	OEM Crankshaft
SXS500 Pioneer	15-21	Crankshafts	CR422	OEM Crankshaft
TRX520 Foreman	20-21	Crankshafts	CR422	OEM Crankshaft
TRX520 Rubicon IRS Manual	20-21	Crankshafts	CR422	OEM Crankshaft
SXS520 Pioneer	15-21	Crankshafts	CR422	OEM Crankshaft
TRX700XX	08-09	Crankshafts	HR4092	Heavy Duty OEM Replacement crankshaft

INDEX

WIDE OPEN PARTS

TIRES & WHEELS

BRAKES

AIR, OIL & FUEL

BATTERY & ELECTRICAL

ENGINE

BEARINGS

BUSHINGS

DRIVELINE

AXLES

BELTS

CONTROLS

TOOLS & CHEMICALS

EXHAUST

ACCESSORIES

Crankshafts continue on the next page.





KAWASAKI

MODEL	YEAR	PRODUCT	PART #	DESCRIPTION
KFX400	03-06	Crankshafts	HR4059	Heavy Duty OEM Replacement crankshaft
KFX450R	08-14	Crankshafts	HR4086	Heavy Duty OEM Replacement crankshaft
KFX700	04-09	Crankshafts	HR4089	Complete crankshaft with connecting rods
KFX700	04-09	Crankshafts	HR40891	Crank only; does not include connecting rods
KVF700 Prairie	04-06	Crankshafts	HR4089	Complete crankshaft with connecting rods
KVF700 Prairie	04-06	Crankshafts	HR40891	Crank only; does not include connecting rods
KVF750 Brute Force	05-11	Crankshafts	HR4089	Complete crankshaft with connecting rods
KVF750 Brute Force	05-11	Crankshafts	HR40891	Crank only; does not include connecting rods
KVF750 Brute Force	12-20	Crankshafts	HR4412	Complete crankshaft with connecting rods
KVF750 Brute Force	12-20	Crankshafts	HR44121	Crank only; does not include connecting rods
KRF750 Teryx	08-12	Crankshafts	HR4089	Complete crankshaft with connecting rods
KRF750 Teryx	08-12	Crankshafts	HR40891	Crank only; does not include connecting rods
KRF750 Teryx	2013	Crankshafts	HR4412	Complete crankshaft with connecting rods
KRF750 Teryx	2013	Crankshafts	HR44121	Crank only; does not include connecting rods

POLARIS

MODEL	YEAR	PRODUCT	PART #	DESCRIPTION
400 Hawkeye	11-14	Crankshafts	HR4438	Complete OEM replacement crankshaft assembly. Factory trued and balanced. Ready to install.
400 Ranger	10-14	Crankshafts	HR4438	Complete OEM replacement crankshaft assembly. Factory trued and balanced. Ready to install.
400 Sportsman	11-14	Crankshafts	HR4438	Complete OEM replacement crankshaft assembly. Factory trued and balanced. Ready to install.
450 Sportsman	06-07	Crankshafts	HR4438	Complete OEM replacement crankshaft assembly. Factory trued and balanced. Ready to install.
450 Sportsman HO	2016	Crankshafts	HR4429	Complete OEM replacement crankshaft assembly. Factory trued and balanced. Ready to install.
450 Sportsman HO	17-18	Crankshafts	HR00027	Complete OEM replacement crankshaft assembly. Factory trued and balanced. Ready to install.
500 Ace	17-19	Crankshafts	HR00027	Complete OEM replacement crankshaft assembly. Factory trued and balanced. Ready to install.
500 Ranger	06-07	Crankshafts	HR4438	Complete OEM replacement crankshaft assembly. Factory trued and balanced. Ready to install.
500 Ranger	17-18	Crankshafts	HR00027	Complete OEM replacement crankshaft assembly. Factory trued and balanced. Ready to install.
500 Sportsman	01-13	Crankshafts	HR4438	Complete OEM replacement crankshaft assembly. Factory trued and balanced. Ready to install.
500 Scrambler	98-12	Crankshafts	HR4438	Complete OEM replacement crankshaft assembly. Factory trued and balanced. Ready to install.
570 Ace	15-17	Crankshafts	HR4429	Complete OEM replacement crankshaft assembly. Factory trued and balanced. Ready to install.
570 Ranger Mid Size	14-17	Crankshafts	HR4429	Complete OEM replacement crankshaft assembly. Factory trued and balanced. Ready to install.
570 Ranger Full Size	15-17	Crankshafts	HR4429	Complete OEM replacement crankshaft assembly. Factory trued and balanced. Ready to install.
570 RZR	12-17	Crankshafts	HR4429	Complete OEM replacement crankshaft assembly. Factory trued and balanced. Ready to install.
570 Sportsman	14-16	Crankshafts	HR4429	Complete OEM replacement crankshaft assembly. Factory trued and balanced. Ready to install.
700 Ranger	05-09	Crankshafts	HR4422	Complete OEM replacement crankshaft assembly. Factory trued and balanced. Ready to install.
700 Sportsman	02-08	Crankshafts	HR4422	Complete OEM replacement crankshaft assembly. Factory trued and balanced. Ready to install.
800 Ranger	08-14	Crankshafts	HR4091	Heavy Duty. Does not include main bearings or seals.
800 RZR	08-13	Crankshafts	HR4091	Heavy Duty. Does not include main bearings or seals.
800 Sportsman	05-14	Crankshafts	HR4091	Heavy Duty. Does not include main bearings or seals.
850 Scrambler	13-18	Crankshafts	HR4430	Includes connecting rods
850 Scrambler	13-18	Crankshafts	HR44301	Crank only; does not include connecting rods
850 Sportsman	09-18	Crankshafts	HR4430	Includes connecting rods

Crankshafts continue on the next page.



POLARIS				
MODEL	YEAR	PRODUCT	PART #	DESCRIPTION
850 Sportsman	09-18	Crankshafts	HR44301	Crank only; does not include connecting rods
900 Ace	16-19	Crankshafts	HR00016	Complete crankshaft with connecting rods
900 Ace	16-19	Crankshafts	HR00015	Crank only; does not include connecting rods
900 Ranger	13-19	Crankshafts	HR00016	Complete crankshaft with connecting rods
900 Ranger	13-19	Crankshafts	HR00015	Crank only; does not include connecting rods
900 RZR	11-12	Crankshafts	HR4421	Complete crankshaft with connecting rods
900 RZR	11-12	Crankshafts	HR44211	Crank only; does not include connecting rods
900 RZR	13-14	Crankshafts	HR4423	Complete crankshaft with connecting rods
900 RZR	13-14	Crankshafts	HR44231	Crank only; does not include connecting rods
900 RZR	15-20	Crankshafts	HR00016	Complete crankshaft with connecting rods
900 RZR	15-20	Crankshafts	HR00015	Crank only; does not include connecting rods
1000 General	16-20	Crankshafts	HR4424	Complete crankshaft with connecting rods
1000 General	16-20	Crankshafts	HR44241	Crank only; does not include connecting rods
1000 Ranger	17-20	Crankshafts	HR4424	Complete crankshaft with connecting rods
1000 Ranger	17-20	Crankshafts	HR44241	Crank only; does not include connecting rods
1000 RZR	14-20	Crankshafts	HR4424	Complete crankshaft with connecting rods
1000 RZR	14-20	Crankshafts	HR44241	Crank only; does not include connecting rods
1000 RZR RS1	18-20	Crankshafts	HR4424	Complete crankshaft with connecting rods
1000 Scrambler	14-18	Crankshafts	HR00026	Complete crankshaft with connecting rods
1000 Scrambler	14-18	Crankshafts	HR00025	Crank only; does not include connecting rods
1000 Sportsman	15-19	Crankshafts	HR00026	Complete crankshaft with connecting rods
1000 Sportsman	15-19	Crankshafts	HR00025	Crank only; does not include connecting rods

SUZUKI				
MODEL	YEAR	PRODUCT	PART #	DESCRIPTION
LT 250R	88-92	Crankshafts	HR4027	Heavy Duty OEM Replacement crankshaft
LTZ 400	03-14	Crankshafts	HR4059	Heavy Duty OEM Replacement crankshaft
LT-V 700F Twin Peaks	04-05	Crankshafts	HR4089	Complete crankshaft with connecting rods
LT-V 700F Twin Peaks	04-05	Crankshafts	HR40891	Crank only; does not include connecting rods

YAMAHA				
MODEL	YEAR	PRODUCT	PART #	DESCRIPTION
YFS200 Blaster	88-06	Crankshafts	HR4005	Due to the manufacturing variations of OEM cases, it is necessary to check the clearance between the connecting rod and the crankcase. Slight modification of the crankcase may be required to achieve the minimum clearance of 0.020".
YFM250 Raptor	08-13	Crankshafts	HR4090	Heavy Duty OEM Replacement crankshaft
YFX350 Banshee	87-06	Crankshafts	HR4001	Heavy Duty OEM Replacement crankshaft
YFM350 Warrior	87-04	Crankshafts	HR4043	Heavy Duty OEM Replacement crankshaft
YFM350 Raptor	04-13	Crankshafts	HR4043	Heavy Duty OEM Replacement crankshaft
YFZ 450	04-13	Crankshafts	HR4073	Heavy Duty (04-05) (+1.4mm stroke) makes true 450cc. Uses stock piston. Heavy Duty (06-08) standard stroke. When using Cylinder Works #21001-K01 makes 478cc. *Does not fit fuel injected R or X models
YFZ 450	04-05	Crankshafts	HR4062	Heavy Duty OEM Replacement crankshaft
YFZ450R	09-13	Crankshafts	HR4406	Heavy Duty OEM Replacement crankshaft
YFZ450R	14-20	Crankshafts	HR00047	Heavy Duty OEM Replacement crankshaft
YFZ450X	10-11	Crankshafts	HR4406	Heavy Duty OEM Replacement crankshaft
YFM450 Kodiak	03-06	Crankshafts	HR4413	Heavy Duty OEM Replacement crankshaft
YFM450 Grizzly	07-14	Crankshafts	HR4413	Heavy Duty OEM Replacement crankshaft
YXR450 Rhino	06-09	Crankshafts	HR4413	Heavy Duty OEM Replacement crankshaft
YFM450 Wolverine	06-10	Crankshafts	HR4413	Heavy Duty OEM Replacement crankshaft
YFM660 Grizzly	02-08	Crankshafts	HR4080	Heavy Duty OEM Replacement crankshaft
YFM660 Raptor	01-05	Crankshafts	HR4044	Heavy Duty OEM Replacement crankshaft
YXR660 Rhino	04-07	Crankshafts	HR4080	Heavy Duty OEM Replacement crankshaft
YFM700 Grizzly	07-13	Crankshafts	HR4079	Heavy Duty OEM Replacement crankshaft
YFM700 Raptor	06-20	Crankshafts	HR4078	Heavy Duty OEM Replacement crankshaft
YXR700 Rhino	08-13	Crankshafts	HR4079	Heavy Duty OEM Replacement crankshaft

Crankshafts continue on the next page.

INDEX

WIDE OPEN PARTS

TIRES & WHEELS

BRAKES

AIR, OIL & FUEL

BATTERY & ELECTRICAL

ENGINE

BEARINGS

BUSHINGS

DRIVELINE

AXLES

BELTS

CONTROLS

TOOLS & CHEMICALS

EXHAUST

ACCESSORIES



Stroker Crankshafts



ARCTIC CAT

MODEL	YEAR	PRODUCT	PART #	DESCRIPTION
DVX400	04-08	Stroker Crankshafts	HR4259S	Stroker Crankshaft: Heavy Duty (+4mm stroker) makes 424cc. Uses stock piston. Bolt in and go! When using Cylinder Works #41001-K01 makes 469cc.

HONDA

MODEL	YEAR	PRODUCT	PART #	DESCRIPTION
TRX250R	87-89	Stroker Crankshafts	HR4107S	Stroker Crankshaft: (+4mm stroke) makes 260cc with stock piston. Important: Head Chamber area must be machined 2mm deeper to accept longer stroke crank.
TRX400EX	99-08	Stroker Crankshafts	HR4240S	Stroker Crankshaft: Heavy Duty (+4mm stroke) makes 460cc. Important: Must use Vertex Stroker piston 23610A.
TRX400X	09-14	Stroker Crankshafts	HR4240S	Stroker Crankshaft: Heavy Duty (+4mm stroke) makes 460cc. Important: Must use Vertex Stroker piston 23610A.
TRX450ER	04-05	Stroker Crankshafts	HR4160S	Stroker Crankshaft: Heavy Duty (+3mm stroke) makes 471cc. When using Cylinder Works #11003-K01 makes 501cc.
TRX450R	04-05	Stroker Crankshafts	HR4160S	Stroker Crankshaft: Heavy Duty (+3mm stroke) makes 471cc. When using Cylinder Works #11003-K01 makes 501cc.
TRX450R	06-09	Stroker Crankshafts	HR4170S	Stroker Crankshaft: Heavy Duty (+3mm stroke) makes 470cc. Uses stock piston. Bolt in and go! When using Cylinder Works #11005-K01 makes 500cc.
TRX450ER	06-14	Stroker Crankshafts	HR4170S	Stroker Crankshaft: Heavy Duty (+3mm stroke) makes 470cc. Uses stock piston. Bolt in and go!
TRX700XX	08-09	Stroker Crankshafts	HR4192S	Stroker Crankshaft: Heavy Duty (+3mm stroke) makes 710cc. Uses stock piston. Bolt in and go! When used with Cylinder Work #11009-K01 makes 753cc

KAWASAKI

MODEL	YEAR	PRODUCT	PART #	DESCRIPTION
KFX400	03-06	Stroker Crankshafts	HR4259S	Stroker Crankshaft: Heavy Duty (+4mm stroker) makes 424cc. Uses stock piston. Bolt in and go! When using Cylinder Works #41001-K01 makes 469cc.
KFX450R	08-14	Stroker Crankshafts	HR4186S	Stroker Crankshaft: Heavy Duty (+3mm stroke) makes 471cc. Uses stock piston. Bolt in and go!


SUZUKI

MODEL	YEAR	PRODUCT	PART #	DESCRIPTION
LT-R450	06-09	Stroker Crankshafts	HR4176S	Stroker Crankshaft: Heavy Duty (+3mm stroke) makes 471cc. Uses stock piston. Bolt in and go! When using Cylinder Works #41002-K01 makes 496cc.
LTX400	03-14	Stroker Crankshafts	HR4259S	Stroker Crankshaft: Heavy Duty (+4mm stroker) makes 424cc. Uses stock piston. Bolt in and go! When using Cylinder Works #41001-k01 makes 469cc. Does NOT fi kickstart applications.

Stroker crankshafts continue on the next page.



YAMAHA				
MODEL	YEAR	PRODUCT	PART #	DESCRIPTION
YFS200 Blaster	88-06	Stroker Crankshafts	HR4105S	Stroker Crankshaft: (+4mm stroke) Produces 209cc with standard piston. Important: Head Chamber area must be machined 2mm deeper and the engine cases will need to be bored out to accept the longer stroke crank.
YFM250 Raptor	08-13	Stroker Crankshafts	HR4190S	Stroker Crankshaft: Heavy Duty (+4mm stroke) Makes 267cc. Uses stock piston. Bolt in and go.
YFZ350 Banshee	87-06	Stroker Crankshafts	HR4111S	Stroker Crankshaft: +4mm stroker crankshaft with +5mm longer rods; Produces up to 403cc. Requires Vertex Long Rod pistons and G093 gasket kit when using OEM cylinder heads.
YFZ350 Banshee	87-06	Stroker Gasket Kit	GK2059S	Stroker crankshaft: Must be used with Hot Rods long rod stroker crankshaft 4111 with OE head
YFM350 Warrior	87-04	Stroker Crankshafts	HR4143S	Stroker Crankshaft: Heavy Duty (+4mm stroke) makes 379cc. Important: Must use Vertex Stroker piston 23616A
YFM350 Raptor	04-13	Stroker Crankshafts	HR4143S	Stroker Crankshaft: Heavy Duty (+4mm stroke) makes 379cc. Important: Must use Vertex Stroker piston 23616A
YFZ450	04-13	Stroker Crankshafts	HR4173S	Stroker Crankshaft: Heavy Duty (04-05) (+4.4mm stroke) makes 470cc. Uses stock piston. Heavy Duty (06-08) (+3mm stroke) makes 471cc. Uses stock piston. When using Cylinder Works #21001-K01 makes 500cc. *Does not fit fuel injected R or X models.
YFM660 Grizzly	02-08	Stroker Crankshafts	HR4180S	Stroker Crankshaft: Heavy Duty (+4mm Stroker) makes 691cc. Uses stock piston. Bolt in and go!
YFM660 Raptor	01-05	Stroker Crankshafts	HR4144S	Stroker Crankshaft: Heavy Duty (+4mm stroke) makes 719cc. Important: Must use Vertex Stroker piston 23624A
YXR660 Rhino	04-07	Stroker Crankshafts	HR4180S	Stroker Crankshaft: Heavy Duty (+4mm Stroker) makes 691cc. Uses stock piston. Bolt in and go!
YFM700 Grizzly	07-13	Stroker Crankshafts	HR4179S	Stroker Crankshaft: Heavy Duty (+5mm stroke) makes 727cc. Uses stock piston. Bolt in and go.
YFM700 Raptor	06-14	Stroker Crankshafts	HR4178S	Stroker Crankshaft: Heavy Duty (+5mm stroke) Makes 727cc. Uses stock piston. Bolt in and go!
YXR700 Rhino	08-13	Stroker Crankshafts	HR4179S	Stroker Crankshaft: Heavy Duty (+5mm stroke) makes 727cc. Uses stock piston. Bolt in and go.



- INDEX
- WIDE OPEN PARTS
- TIRES & WHEELS
- BRAKES
- AIR, OIL & FUEL
- BATTERY & ELECTRICAL
- ENGINE**
- BEARINGS
- BUSHINGS
- DRIVELINE
- AXLES
- BELTS
- CONTROLS
- TOOLS & CHEMICALS
- EXHAUST
- ACCESSORIES



Complete Bottom End Kits by Hot Rods



ARCTIC CAT

MODEL	YEAR	PRODUCT	PART #	DESCRIPTION
DVX 400	04-08	Bottom End Kit	HRK0096	Kit contains crankshaft, main bearing/seals and complete gasket set for complete installation.
DVX400	04-08	Bottom End Kit	HRK0166	Kit contains stroker crankshaft, main bearing/seals and complete gasket set for complete installation. +4mm stroke. Makes 424cc. Uses stock piston. Bolt in and go!

HONDA

MODEL	YEAR	PRODUCT	PART #	DESCRIPTION
ATC250R	85-86	Bottom End Kit	HRK0042	Kit contains crankshaft, main bearing/seals and complete gasket set for complete installation.
TRX250R	1986	Bottom End Kit	HRK0042	Kit contains crankshaft, main bearing/seals and complete gasket set for complete installation.
TRX250R	87-89	Bottom End Kit	HRK0043	Kit contains crankshaft, main bearing/seals and complete gasket set for complete installation.
TRX 250R	87-89	Bottom End Kit	HRK0131	Kit contains stroker crankshaft, main bearing/seals and complete gasket set for complete installation. +4mm stroke. Makes 260cc with stock piston. Important: Head Chamber area must be machined 2mm deeper to accept longer stroke crank.
TRX250EX	01-02	Bottom End Kit	HRK0185	Kit contains crankshaft, main bearing/seals and complete gasket set to complete installation.
TRX250EX	03-08	Bottom End Kit	HRK0186	Kit contains crankshaft, main bearing/seals and complete gasket set to complete installation.
TRX250X	09-17	Bottom End Kit	HRK0186	Kit contains crankshaft, main bearing/seals and complete gasket set to complete installation.
TRX250 Recon	02-17	Bottom End Kit	HRK0186	Kit contains crankshaft, main bearing/seals and complete gasket set to complete installation.
TRX350 Rancher	00-06	Bottom End Kit	HRK0182	Kit contains crankshaft, main bearing/seals and complete gasket set to complete installation.
TRX400EX	99-04	Bottom End Kit	HRK0080	Kit contains crankshaft, main bearing/seals and complete gasket set for complete installation.
TRX400EX	99-04	Bottom End Kit	HRK0163	Kit contains stroker crankshaft, main bearing/seals and complete gasket set for complete installation. +4mm stroke. Makes 460cc. Important: Must use Vertex Stroker piston 23610A.
TRX400EX	05-08	Bottom End Kit	HRK0016	Kit contains crankshaft, main bearing/seals and complete gasket set for complete installation.
TRX400EX	05-08	Bottom End Kit	HRK0037	Kit contains stroker crankshaft, main bearing/seals and complete gasket set for complete installation. +4mm stroke. Makes 460cc. Important: Must use Vertex Stroker piston 23610A.
TRX400X	09-14	Bottom End Kit	HRK0016	Kit contains crankshaft, main bearing/seals and complete gasket set for complete installation.

Hot Rods complete bottom end kits continue on the next page.



HONDA				
MODEL	YEAR	PRODUCT	PART #	DESCRIPTION
TRX400X	09-14	Bottom End Kit	HRK0037	Kit contains stroker crankshaft, main bearing/seals and complete gasket set for complete installation. +4mm stroke. Makes 460cc. Important: Must use Vertex Stroker piston 23610A.
TRX420 Rancher FE	12-13	Bottom End Kit	HRK0218	Kit contains crankshaft, main bearing/seals and complete gasket set for complete installation.
TRX420 Rancher FM	12-13	Bottom End Kit	HRK0219	Kit contains crankshaft, main bearing/seals and complete gasket set for complete installation.
TRX 450R	04-05	Bottom End Kit	HRK0097	Kit contains crankshaft, main bearing/seals and complete gasket set for complete installation.
TRX450R	04-05	Bottom End Kit	HRK0140	Kit contains stroker crankshaft, main bearing/seals and complete gasket set for complete installation. +3mm stroke. Makes 471cc.
TRX450R	06-09	Bottom End Kit	HRK0106	Kit contains crankshaft, main bearing/seals and complete gasket set for complete installation.
TRX450R	06-09	Bottom End Kit	HRK0145	Kit contains stroker crankshaft, main bearing/seals and complete gasket set for complete installation. +3mm stroke. Makes 470cc. Uses stock piston. Bolt in and go!
TRX450ER	04-05	Bottom End Kit	HRK0097	Kit contains crankshaft, main bearing/seals and complete gasket set for complete installation.
TRX450ER	04-05	Bottom End Kit	HRK0140	Kit contains stroker crankshaft, main bearing/seals and complete gasket set for complete installation. +3mm stroke. Makes 471cc.
TRX450ER	06-14	Bottom End Kit	HRK0106	Kit contains crankshaft, main bearing/seals and complete gasket set for complete installation.
TRX450ER	06-14	Bottom End Kit	HRK0145	Kit contains stroker crankshaft, main bearing/seals and complete gasket set for complete installation. +3mm stroke. Makes 470cc. Uses stock piston. Bolt in and go!
TRX500 Foreman FE	05-11	Bottom End Kit	HRK0183	Kit contains crankshaft, main bearing/seals and complete gasket set to complete installation.
TRX500 Foreman FM	05-11	Bottom End Kit	HRK0184	Kit contains crankshaft, main bearing/seals and complete gasket set for complete installation.
TRX500 Foreman FE	12-13	Bottom End Kit	HRK0220	Kit contains crankshaft, main bearing/seals and complete gasket set for complete installation.
TRX500 Foreman FM	12-13	Bottom End Kit	HRK0221	Kit contains crankshaft, main bearing/seals and complete gasket set for complete installation.
TRX700XX	08-09	Bottom End Kit	HRK0180	Kit contains crankshaft, main bearing/seals and complete gasket set to complete installation.
TRX700XX	08-09	Bottom End Kit	HRK0181	Kit contains stroker crankshaft, main bearing/seals and complete gasket set to complete installation. +3mm stroke. Makes 710cc. Uses stock piston. Bolt in and go.

KAWASAKI				
MODEL	YEAR	PRODUCT	PART #	DESCRIPTION
KFX 400	03-06	Bottom End Kit	HRK0096	Kit contains crankshaft, main bearing/seals and complete gasket set for complete installation.
KFX400	03-06	Bottom End Kit	HRK0166	Kit contains stroker crankshaft, main bearing/seals and complete gasket set for complete installation. +4mm stroke. Makes 424cc. Uses stock piston. Bolt in and go!
KFX450R	08-14	Bottom End Kit	HRK0121	Kit contains crankshaft, main bearing/seals and complete gasket set for complete installation.
KFX700	04-09	Bottom End Kit	HRK0177	Kit contains crankshaft, main bearing/seals and complete gasket set to complete installation.
KVF700 Prairie	04-06	Bottom End Kit	HRK0177	Kit contains crankshaft, main bearing/seals and complete gasket set to complete installation.
KVF750 Brute Force	05-11	Bottom End Kit	HRK0178	Kit contains crankshaft, main bearing/seals and complete gasket set to complete installation.

Hot Rods complete bottom end kits continue on the next page.

INDEX

WIDE OPEN PARTS

TIRES & WHEELS

BRAKES

AIR, OIL & FUEL

BATTERY & ELECTRICAL

ENGINE

BEARINGS

BUSHINGS

DRIVELINE

AXLES

BELTS

CONTROLS

TOOLS & CHEMICALS

EXHAUST

ACCESSORIES





KAWASAKI

MODEL	YEAR	PRODUCT	PART #	DESCRIPTION
KVF750 Brute Force	12-14	Bottom End Kit	HRK0193	Kit contains crankshaft, main bearing/seals and complete gasket set for complete installation.
KVF750 Brute Force	15-20	Bottom End Kit	HRK0215	Kit contains crankshaft, main bearing/seals and complete gasket set for complete installation.
KRT750 Teryx	08-11	Bottom End Kit	HRK0178	Kit contains crankshaft, main bearing/seals and complete gasket set to complete installation.
KRT750 Teryx	2012	Bottom End Kit	HRK0216	Kit contains crankshaft, main bearing/seals and complete gasket set for complete installation.
KRT750 Teryx	2013	Bottom End Kit	HRK0214	Kit contains crankshaft, main bearing/seals and complete gasket set for complete installation.

POLARIS

MODEL	YEAR	PRODUCT	PART #	DESCRIPTION
700 Sportsman	06-08	Bottom End Kit	HRK0226	Kit contains crankshaft, main bearing/seals and complete gasket set for complete installation.
800 Ranger 4X4	08-10	Bottom End Kit	HRK0123	Kit contains crankshaft, main bearing/seals and complete gasket set for complete installation.
800 Ranger 4X4	12-14	Bottom End Kit	HRK0224	Kit contains crankshaft, main bearing/seals and complete gasket set for complete installation.
800 Ranger 6X6	2010	Bottom End Kit	HRK0123	Kit contains crankshaft, main bearing/seals and complete gasket set for complete installation.
800 Ranger 6X6	12-16	Bottom End Kit	HRK0224	Kit contains crankshaft, main bearing/seals and complete gasket set for complete installation.
800 RZR	08-10	Bottom End Kit	HRK0123	Kit contains crankshaft, main bearing/seals and complete gasket set for complete installation.
800 RZR	11-14	Bottom End Kit	HRK0224	Kit contains crankshaft, main bearing/seals and complete gasket set for complete installation.
800 Sportsman	06-10	Bottom End Kit	HRK0123	Kit contains crankshaft, main bearing/seals and complete gasket set for complete installation.

SUZUKI

MODEL	YEAR	PRODUCT	PART #	DESCRIPTION
LT250R	88-92	Bottom End Kit	HRK0065	Kit contains crankshaft, main bearing/seals and complete gasket set for complete installation.
Ltz400	03-08	Bottom End Kit	HRK0096	Kit contains crankshaft, main bearing/seals and complete gasket set for complete installation.
Ltz400	03-08	Bottom End Kit	HRK0166	Kit contains stroker crankshaft, main bearing/seals and complete gasket set for complete installation. +4mm stroke. Makes 424cc. Uses stock piston. Bolt in and go!
LTZ 400	09-13	Bottom End Kit	HRK0027	Kit contains crankshaft, main bearing/seals and complete gasket set for complete installation.
LTZ 400	09-13	Bottom End Kit	HRK0038	Kit contains stroker crankshaft, main bearing/seals and complete gasket set for complete installation. Makes 424cc
LT-R 450	06-08	Bottom End Kit	HRK0112	Kit contains crankshaft, main bearing/seals and complete gasket set for complete installation.
LT-R 450	2009	Bottom End Kit	HRK0030	Kit contains crankshaft, main bearing/seals and complete gasket set for complete installation.
LT-R 450	2009	Bottom End Kit	HRK0035	Kit contains stroker crankshaft, main bearing/seals and complete gasket set for complete installation. Makes 471cc
LTV700F Twin Peaks	04-05	Bottom End Kit	HRK0177	Kit contains crankshaft, main bearing/seals and complete gasket set to complete installation.

Hot Rods complete bottom end kits continue on the next page.



YAMAHA				
MODEL	YEAR	PRODUCT	PART #	DESCRIPTION
YFS200 Blaster	88-06	Bottom End Kit	HRK0041	Kit contains crankshaft, main bearing/seals and complete gasket set for complete installation.
YFS200 Blaster	88-06	Bottom End Kit	HRK0130	Kit contains stroker crankshaft, main bearing/seals and complete gasket set for complete installation. +4mm stroke. Makes 209cc. Important: Head Chamber area must be machined 2mm deeper to accept longer stroke crank.
YFM250 Raptor	08-13	Bottom End Kit	HRK0122	Kit contains crankshaft, main bearing/seals and complete gasket set for complete installation.
YFM250 Raptor	08-13	Bottom End Kit	HRK0158	Kit contains stroker crankshaft, main bearing/seals and complete gasket set for complete installation. +4mm stroke. Makes 267cc. Uses stock piston. Bolt in and go!
YFZ350 Banshee	87-06	Bottom End Kit	HRK0039	Kit contains crankshaft, main bearing/seals and complete gasket set for complete installation.
YFZ350 Banshee	87-06	Bottom End Kit	HRK0044	Kit contains +4mm stroker crankshaft with +5mm longer rod, main bearing/seals and complete gasket set for complete installation. Requires Vertex long rod pistons; top-end gaskets to be used with OE cylinder head.
YFM350 Raptor	04-13	Bottom End Kit	HRK0082	Kit contains crankshaft, main bearing/seals and complete gasket set for complete installation.
YFM350 Raptor	04-13	Bottom End Kit	HRK0136	Kit contains stroker crankshaft, main bearing/seals and complete gasket set for complete installation. +4mm stroke. makes 379cc. Important: Must use Vertex Stroker piston 23616A
YFM350 Warrior	87-04	Bottom End Kit	HRK0082	Kit contains crankshaft, main bearing/seals and complete gasket set for complete installation.
YFM350 Warrior	87-04	Bottom End Kit	HRK0136	Kit contains stroker crankshaft, main bearing/seals and complete gasket set for complete installation. +4mm stroke. makes 379cc. Important: Must use Vertex Stroker piston 23616A
YFZ 450	04-05	Bottom End Kit	HRK0098	Kit contains crankshaft, main bearing/seals and complete gasket set for complete installation.
YFZ 450	04-09	Bottom End Kit	HRK0109	Kit contains crankshaft, main bearing/seals and complete gasket set for complete installation. When used in 04-05 model makes true 450cc. *Does not fit R or X models
YFZ 450	04-09	Bottom End Kit	HRK0146	Kit contains stroker crankshaft, main bearing/seals and complete gasket set for complete installation. (04-05) +4.4mm stroke. Makes 470cc. Uses stock piston. (06-08) +3mm stroke makes 471cc. Uses stock piston.*Does not fit R or X model
YFZ450R	09-13	Bottom End Kit	HRK0179	Kit contains crankshaft, main bearing/seals and complete gasket set to complete installation.
YFZ450X	10-11	Bottom End Kit	HRK0179	Kit contains crankshaft, main bearing/seals and complete gasket set to complete installation.
YFM450 Kodiak	03-06	Bottom End Kit	HRK0192	Kit contains crankshaft, main bearing/seals and complete gasket set for complete installation.
YFM450 Grizzly	07-14	Bottom End Kit	HRK0192	Kit contains crankshaft, main bearing/seals and complete gasket set for complete installation.
YFM450 Wolverine	06-10	Bottom End Kit	HRK0192	Kit contains crankshaft, main bearing/seals and complete gasket set for complete installation.
YXR450 Rhino	06-09	Bottom End Kit	HRK0192	Kit contains crankshaft, main bearing/seals and complete gasket set for complete installation.
YFM660 Raptor	01-05	Bottom End Kit	HRK0083	Kit contains crankshaft, main bearing/seals and complete gasket set for complete installation.
YFM660 Raptor	01-05	Bottom End Kit	HRK0137	Kit contains stroker crankshaft, main bearing/seals and complete gasket set for complete installation. +4mm stroke. makes 719cc. Important: Must use Vertex Stroker piston 23624A
YFM660 Grizzly	02-08	Bottom End Kit	HRK0116	Kit contains crankshaft, main bearing/seals and complete gasket set for complete installation.
YFM660 Grizzly	02-08	Bottom End Kit	HRK0152	Kit contains stroker crankshaft, main bearing/seals and complete gasket set for complete installation. +4mm stroke. Makes 691cc. Uses stock piston. Bolt in and go!
YXR660 Rhino	04-07	Bottom End Kit	HRK0116	Kit contains crankshaft, main bearing/seals and complete gasket set for complete installation.
YXR660 Rhino	04-07	Bottom End Kit	HRK0152	Kit contains stroker crankshaft, main bearing/seals and complete gasket set for complete installation. +4mm stroke. Makes 691cc. Uses stock piston. Bolt in and go!
YFM700 Raptor	06-14	Bottom End Kit	HRK0114	Kit contains crankshaft, main bearing/seals and complete gasket set for complete installation.

- INDEX
- WIDE OPEN PARTS
- TIRES & WHEELS
- BRAKES
- AIR, OIL & FUEL
- BATTERY & ELECTRICAL
- ENGINE**
- BEARINGS
- BUSHINGS
- DRIVELINE
- AXLES
- BELTS
- CONTROLS
- TOOLS & CHEMICALS
- EXHAUST
- ACCESSORIES

Hot Rods complete bottom end kits continue on the next page.





YAMAHA

MODEL	YEAR	PRODUCT	PART #	DESCRIPTION
YFM700 Raptor	06-14	Bottom End Kit	HRK0150	Kit contains stroker crankshaft, main bearing/seals and complete gasket set for complete installation. +5mm stroke. Makes 727cc. Uses stock piston. Bolt in and go!
YFM700 Grizzly	07-13	Bottom End Kit	HRK0115	Kit contains crankshaft, main bearing/seals and complete gasket set for complete installation.
YFM700 Grizzly	07-13	Bottom End Kit	HRK0151	Kit contains stroker crankshaft, main bearing/seals and complete gasket set for complete installation. +5mm stroke. Makes 727cc. Uses stock piston. Bolt in and go!
YXR700 Rhino	08-13	Bottom End Kit	HRK0115	Kit contains crankshaft, main bearing/seals and complete gasket set for complete installation.
YXR700 Rhino	08-13	Bottom End Kit	HRK0151	Kit contains stroker crankshaft, main bearing/seals and complete gasket set for complete installation. +5mm stroke. Makes 727cc. Uses stock piston. Bolt in and go!



INDEX

WIDE OPEN PARTS

TIRES & WHEELS

BRAKES

AIR, OIL & FUEL

BATTERY & ELECTRICAL

ENGINE

BEARINGS

BUSHINGS

DRIVELINE

AXLES

BELTS

CONTROLS

TOOLS & CHEMICALS

EXHAUST

ACCESSORIES

Complete Cylinders



ARCTIC CAT				
MODEL	YEAR	PRODUCT	PART #	DESCRIPTION
DVX 400	04-08	Cylinder	CW4001	Standard Bore 90mm
		Standard Bore Cylinder Kit	CW4001K02	Standard Bore kit. 11.3:1 comp, 90mm Includes: cylinder, piston, rings, top-gaskets. Uses Vertex #22951
		Standard Bore HC Cylinder Kit	CW4001K02HC	Standard Bore Hi-comp kit. 13.5:1 comp, 90mm Includes: cylinder, piston, rings, top-gaskets. Uses Vertex #23550
		Big Bore Cylinder Kit	CW4101K01	"(+4mm Big Bore Kit) 434cc. Std compression. Uses Vertex #23533. When using Hot Rods #4259 makes 469cc.
		Includes (Cylinder, Piston, Rings, Pin, Clips, Gaskets)"	GT401G01	Standard Bore Top-End Gasket Kit. Includes (Head, Base, Exhaust, & Cam Chain Tensioner Gaskets).
		Standard Bore Gasket Kit	GT401G01	Standard Bore Top-End Gasket Kit. Includes (Head, Base, Exhaust, & Cam Chain Tensioner Gaskets).
		Big Bore Gasket Kit	GT411G01	434cc Top End Gasket Kit Includes (Head, Base, Exhaust, & Cam Chain Tensioner Gaskets)

HONDA				
MODEL	YEAR	PRODUCT	PART #	DESCRIPTION
TRX350 Rancher	00-06	Standard Bore Cylinder Kit	CJ350W	Standard Bore kit. Includes: cylinder, piston, rings, top-gaskets.
TRX420 Rancher	07-08	OEM Cylinder	CJ420	Standard Bore 86.5mm
TRX420 Rancher	09-21	OEM Cylinder	CJ421	Standard Bore 86.5mm
TRX450 Foreman	98-04	OEM Cylinder	CJ450	Standard Bore 90mm
TRX450R	04-05	Cylinder	CW1003	Standard Bore 94mm
		Standard Bore Cylinder Kit	CW1003K01	Standard Bore Kit. 10.5:1 comp, 94mm. Includes (Cylinder, Piston, Rings, Top-End Gaskets). Uses Vertex #23163.
		Standard Bore HC Cylinder Kit	CW1003K01HC	Standard Bore Hi-Comp Kit. 13.1:1 comp, 94mm. Includes (Cylinder, Piston, Rings, Top-End Gaskets). Uses Vertex #23546.
		Big Bore Cylinder Kit	CW1103K01	(+3mm Big Bore Kit) makes 479cc. 10.5:1 comp. Uses Vertex #23531. When using Hot Rods #4160 makes 500cc. Includes (Cylinder, Piston, Rings, Pin, Clips, Gaskets)
		Standard Bore Gasket Kit	GT103G01	Standard Bore Top-End Gasket Kit. Includes (Head, Base, Exhaust, & Cam Chain Tensioner Gaskets).
		Big Bore Gasket Kit	GT113G01	479cc Top End Gasket Kit Includes (Head, Base, Exhaust, & Cam Chain Tensioner Gaskets)

Complete cylinders continue on the next page.

J&M ATV/UTV SUPPLY, INC. ... OVER 30 YEARS IN THE POWERSPORTS INDUSTRY

BY PHONE: 1-800-367-9603 » BY FAX: 901-377-3392 » ONLINE: WWW.JMATV.COM

- INDEX
- WIDE OPEN PARTS
- TIRES & WHEELS
- BRAKES
- AIR, OIL & FUEL
- BATTERY & ELECTRICAL
- ENGINE**
- BEARINGS
- BUSHINGS
- DRIVELINE
- AXLES
- BELTS
- CONTROLS
- TOOLS & CHEMICALS
- EXHAUST
- ACCESSORIES





HONDA						
MODEL	YEAR	PRODUCT	PART #	DESCRIPTION		
TRX450R	06-09	Cylinder	CW1005	Standard Bore 96mm		
		Standard Bore Cylinder Kit	CW1005K01	Standard Bore kit. 12.0:1 comp, 96mm Includes: cylinder, piston, rings, top-gaskets. Uses Vertex #23522		
		Standard Bore HC Cylinder Kit	CW1005K01HC	Standard Bore Hi-comp kit. 13.5:1, 96mm Includes: cylinder, piston, rings, and top-end gaskets. Uses Vertex# 23549		
		Big Bore Cylinder Kit	CW1105K01	"(+3mm Big Bore Kit) makes 477cc. 12.0:1 compression. Uses Vertex #23523. When using Hot Rods 4170 makes 500cc		
		Includes (Cylinder, Piston, Rings, Pin, Clips, Gaskets)"	GT105G01	Standard bore top end gasket kit. Includes (Head, Base, Exhaust, & Cam Chain Tensioner Gaskets)		
TRX450ER	06-14	Standard Bore Gasket Kit	GT105G01	Standard bore top end gasket kit. Includes (Head, Base, Exhaust, & Cam Chain Tensioner Gaskets)		
		Big Bore Gasket Kit	GT115G01	487cc Top End Gasket Kit Includes (Head, Base, Exhaust, & Cam Chain Tensioner Gaskets)		
		TRX450ER	06-14	Cylinder		
		Standard Bore Cylinder Kit	CW1005K01	Standard Bore kit. 12.0:1 comp, 96mm Includes: cylinder, piston, rings, top-gaskets. Uses Vertex #23522		
		Standard Bore HC Cylinder Kit	CW1005K01HC	Standard Bore Hi-comp kit. 13.5:1, 96mm Includes: cylinder, piston, rings, and top-end gaskets. Uses Vertex# 23549		
TRX500 Foreman	05-11	Big Bore Cylinder Kit	CW1105K01	(+3mm Big Bore Kit) makes 477cc. 12.0:1 compression. Uses Vertex #23523. When using Hot Rods 4170 makes 500cc Includes (Cylinder, Piston, Rings, Pin, Clips, Gaskets)		
		Standard Bore Gasket Kit	GT105G01	Standard bore top end gasket kit. Includes (Head, Base, Exhaust, & Cam Chain Tensioner Gaskets)		
		Big Bore Gasket Kit	GT115G01	487cc Top End Gasket Kit Includes (Head, Base, Exhaust, & Cam Chain Tensioner Gaskets)		
		TRX500 Foreman	12-19	OEM Cylinder	CJ503	Standard Bore 92mm
		TRX500 Rubicon	01-14	OEM Cylinder	CJ501	Standard Bore 92mm
SXS500 Pioneer	15-21	TRX500 Rubicon	15-19	OEM Cylinder	CJ503	Standard Bore 92mm
		OEM Cylinder	CJ503	Standard Bore 92mm		
TRX700XX	08-09	Cylinder	CW1009	Standard Bore 102mm		
		Standard Bore Cylinder Kit	CW1009K01	Standard Bore kit. 10:1 comp, 102mm Includes: cylinder, piston, rings, top-gaskets. Uses Vertex #23638		
		Standard Bore HC Cylinder Kit	CW1009K01HC	Standard Bore Hi-comp kit. 102mm Includes: cylinder, piston, rings, top-gaskets. Uses Vertex #23639		
		Big Bore Cylinder Kit	CW1109K01	(+3mm Big Bore Kit) makes 727cc. std compression. Uses Vertex #23640.		
		Standard Bore Gasket Kit	GT109G01	Standard bore top end gasket kit. Includes (Head, Base, Exhaust, & Cam Chain Tensioner Gaskets)		
		Big Bore Gasket Kit	GT119G01	727cc Top End gasket kit		

Complete cylinders continue on the next page.



KAWASAKI				
MODEL	YEAR	PRODUCT	PART #	DESCRIPTION
KFX400	03-06	Cylinder	CW4001	Standard Bore 90mm
		Standard Bore Cylinder Kit	CW4001K02	Standard Bore kit. 11.3:1 comp, 90mm Includes: cylinder, piston, rings, top-gaskets. Uses Vertex #22951
		Standard Bore HC Cylinder Kit	CW4001K02HC	Standard Bore Hi-comp kit. 13.5:1 comp, 90mm Includes: cylinder, piston, rings, top-gaskets. Uses Vertex #23550
		Big Bore Cylinder Kit	CW4101K01	(+4mm Big Bore Kit) 434cc. Std compression. Uses Vertex #23533. When using Hot Rods #4259 makes 469cc. Includes (Cylinder, Piston, Rings, Pin, Clips, Gaskets)
		Standard Bore Gasket Kit	GT401G01	Standard Bore Top-End Gasket Kit. Includes (Head, Base, Exhaust, & Cam Chain Tensioner Gaskets).
		Big Bore Gasket Kit	GT411G01	434cc Top End Gasket Kit Includes (Head, Base, Exhaust, & Cam Chain Tensioner Gaskets)
KVF750 Brute Force	05-14	Cylinder	CW3007	Standard Bore 85mm; Front Cylinder Only
		Cylinder	CW3008	Standard Bore 85mm; Rear Cylinder Only
		Standard Bore Cylinder Kit	CW3007K01	Standard Bore Cylinder Kit, 85mm; 8.8:1 comp. Uses Vertex# 23908. Front Cylinder Kit Only.
		Standard Bore Cylinder Kit	CW3008K01	Standard Bore Cylinder Kit. 85mm. 8.8:1 comp. Uses Vertex# 23908. Rear Cylinder Kit Only.
		Standard Bore HC Cylinder Kit	CW3007K01HC	Standard Bore Hi Comp Cylinder Kit. 85mm. 11.5:1. Uses Vertex# 23909. Front Cylinder Kit Only.
		Standard Bore HC Cylinder Kit	CW3008K01HC	Standard Bore Hi Comp Cylinder Kit. 85mm. 11.5:1. Uses Vertex# 23909. Rear Cylinder Kit Only.
		Big Bore Cylinder Kit	CW3107K01	+6mm Big Bore Cylinder Kit. 9:1 comp. 91mm. 860cc. Uses Vertex# 23910. Includes (Front and Rear Cylinders, Pistons Kits, and Top End Gasket Kits). Case machining required on Brute Force 750 (05-08), Teryx 750 (08).
		Standard Bore Gasket Kit	GT307G01	Standard Bore Top End Gasket Kit. Includes (Head, Base, Exhaust and Cam Chain Tensioner Gaskets).
KVF750 Brute Force	15-20	Big Bore Gasket Kit	GT317G01	+6mm Big Bore Top End Gasket Kit. Includes (2 Base, 2 Head, Exhaust and Cam Chain Tensioner Gaskets).
		Cylinder	CW3007	Standard Bore 85mm; Front Cylinder Only
		Cylinder	CW3008	Standard Bore 85mm; Rear Cylinder Only
		Standard Bore Cylinder Kit	CW3007K02	Standard Bore Cylinder Kit. Includes (Cylinder, Piston Kit and Top End Gasket Kit). Uses Vertex # 24024. Front Cylinder Kit Only.
		Standard Bore Cylinder Kit	CW3008K02	Standard Bore Cylinder Kit. Includes (Cylinder, Piston Kit and Top End Gasket Kit). Uses Vertex # 24024. Rear Cylinder Kit Only.
		Standard Bore HC Cylinder Kit	CW3007K02HC	Standard Bore Hi-Comp Cylinder Kit. Includes (Cylinder, Piston Kit and Top End Gasket Kit). Uses Vertex # 24025. Front Cylinder Kit Only.
		Standard Bore HC Cylinder Kit	CW3008K02HC	Standard Bore Hi-Comp Cylinder Kit. Includes (Cylinder, Piston Kit and Top End Gasket Kit). Uses Vertex # 24025. Rear Cylinder Kit Only.
		Big Bore Cylinder Kit	CW3107K02	+6mm Big Bore Cylinder Kit. Includes (Front & Rear Cylinders, Piston Kits and Top-End Gasket Kits). Uses Vertex # 24026.
Standard Bore Gasket Kit	GT307G01	Standard Bore Top End Gasket Kit. Includes (Head, Base, Exhaust and Cam Chain Tensioner Gaskets).		
Big Bore Gasket Kit	GT317G01	+6mm Big Bore Top End Gasket Kit. Includes (2 Base, 2 Head, Exhaust and Cam Chain Tensioner Gaskets).		

- INDEX
- WIDE OPEN PARTS
- TIRES & WHEELS
- BRAKES
- AIR, OIL & FUEL
- BATTERY & ELECTRICAL
- ENGINE**
- BEARINGS
- BUSHINGS
- DRIVELINE
- AXLES
- BELTS
- CONTROLS
- TOOLS & CHEMICALS
- EXHAUST
- ACCESSORIES

Complete cylinders continue on the next page.





KAWASAKI

MODEL	YEAR	PRODUCT	PART #	DESCRIPTION
KRT750 Teryx	08-13	Cylinder	CW3007	Standard Bore 85mm; Front Cylinder Only
		Cylinder	CW3008	Standard Bore 85mm; rear cylinder only
		Standard Bore Cylinder Kit	CW3007K01	Standard Bore Cylinder Kit, 85mm; 8.8:1 comp. Uses Vertex# 23908. Front Cylinder Kit Only.
		Standard Bore Cylinder Kit	CW3008K01	Standard Bore Cylinder Kit. 85mm. 8.8:1 comp. Uses Vertex# 23908. Rear Cylinder Kit Only.
		Standard Bore HC Cylinder Kit	CW3007K01HC	Standard Bore Hi Comp Cylinder Kit. 85mm. 11.5:1. Uses Vertex# 23909. Front Cylinder Kit Only.
		Standard Bore HC Cylinder Kit	CW3008K01HC	Standard Bore Hi Comp Cylinder Kit. 85mm. 11.5:1. Uses Vertex# 23909. Rear Cylinder Kit Only.
		Big Bore Cylinder Kit	CW3107K01	+6mm Big Bore Cylinder Kit. 9:1 comp. 91mm. 860cc. Uses Vertex# 23910. Includes (Front and Rear Cylinders, Pistons Kits, and Top End Gasket Kits). Case machining required on Brute Force 750 (05-08), Teryx 750 (08).
		Standard Bore Gasket Kit	GT307G01	Standard Bore Top End Gasket Kit. Includes (Head, Base, Exhaust and Cam Chain Tensioner Gaskets).
		Big Bore Gasket Kit	GT317G01	+6mm Big Bore Top End Gasket Kit. Includes (2 Base, 2 Head, Exhaust and Cam Chain Tensioner Gaskets).

POLARIS

MODEL	YEAR	PRODUCT	PART #	DESCRIPTION
700 Ranger/Crew	05-09	Cylinder	CW6002	Standard Bore 80mm
		Standard Bore Gasket Kit	GT602G01	769cc Top End Gasket Kit. Includes: head, base, cam chain tensioner, and exhaust gaskets.
700 Sportsman	04-08	Cylinder	CW6002	Standard Bore 80mm
		Standard Bore Gasket Kit	GT602G01	769cc Top End Gasket Kit. Includes: head, base, cam chain tensioner, and exhaust gaskets.
800 Ranger	08-10	Cylinder	CW6002	Standard Bore 80mm
		Standard Bore Cylinder Kit	CW6002K04	Standard Bore Kit. 10.2:1 comp, 80mm. Includes (Cylinder, Piston, Rings, Top-End Gaskets). Uses Vertex #23643.
		Standard Bore HC Cylinder Kit	CW6002K01HC	Standard Bore Hi-Comp Kit. 12.0:1 comp, 80mm. Includes (Cylinder, Pistons, Rings, Top-End Gaskets). Uses Vertex #23644.
		Big Bore Cylinder Kit	CW6102K01	+2mm Big Bore Kit. 10.2:1 comp, 82mm. Includes (Cylinder, Piston, Rings, Top-End Gaskets). Uses Vertex #23645.
		Standard Bore Gasket Kit	GT602G01	769cc Top End Gasket Kit. Includes: head, base, cam chain tensioner, and exhaust gaskets.
800 Ranger/Crew	11-17	Big Bore Gasket Kit	GT612G01	808cc Top End Gasket Kit. Includes (Head, Base, Chain Tensioner, & Exhaust Gaskets)
		Cylinder	CW6002	Standard Bore 80mm
		Standard Bore Cylinder Kit	CW6002K05	Standard Bore Cylinder Kit. 10.2:1 comp. 80mm. Includes (Cylinder, Piston Kit, & Top-End Gasket Kit). Uses Vertex #23643.
		Standard Bore HC Cylinder Kit	CW6002K02HC	Standard Bore Hi-Comp Kit. 12.0:1 comp. 80mm. Includes (Cylinder, Piston Kit, & Top-End Gasket Kit). Uses Vertex # 23644.
		Big Bore Cylinder Kit	CW6102K02	+2mm Big Bore Cylinder Kit. 10.2:1 comp. 82mm. Includes (Cylinder, Piston Kit, & Top-End Gasket Kit). Uses Vertex # 23645.
		Standard Bore Gasket Kit	GT602G01	769cc Top End Gasket Kit. Includes: head, base, cam chain tensioner, and exhaust gaskets.
		Big Bore Gasket Kit	GT612G01	+2mm Top-End Gasket Kit. Includes (Head, Base, & Exhaust Gaskets).

Complete cylinders continue on the next page.



POLARIS				
MODEL	YEAR	PRODUCT	PART #	DESCRIPTION
800 RZR	08-10	Cylinder	CW6002	Standard Bore 80mm
		Standard Bore Cylinder Kit	CW6002K04	Standard Bore Kit. 10.2:1 comp, 80mm. Includes (Cylinder, Piston, Rings, Top-End Gaskets). Uses Vertex #23643.
		Standard Bore HC Cylinder Kit	CW6002K01HC	Standard Bore Hi-Comp Kit. 12.0:1 comp, 80mm. Includes (Cylinder, Pistons, Rings, Top-End Gaskets). Uses Vertex #23644.
		Big Bore Cylinder Kit	CW6102K01	+2mm Big Bore Kit. 10.2:1 comp, 82mm. Includes (Cylinder, Piston, Rings, Top-End Gaskets). Uses Vertex #23645.
		Standard Bore Gasket Kit	GT602G01	769cc Top End Gasket Kit. Includes: head, base, cam chain tensioner, and exhaust gaskets.
		Big Bore Gasket Kit	GT612G01	808cc Top End Gasket Kit. Includes (Head, Base, Chain Tensioner, & Exhaust Gaskets)
800 RZR/4/S	11-14	Cylinder	CW6002	Standard Bore 80mm
		Standard Bore Cylinder Kit	CW6002K05	Standard Bore Cylinder Kit. 10.2:1 comp. 80mm. Includes (Cylinder, Piston Kit, & Top-End Gasket Kit). Uses Vertex #23643.
		Standard Bore HC Cylinder Kit	CW6002K02HC	Standard Bore Hi-Comp Kit. 12.0:1 comp. 80mm. Includes (Cylinder, Piston Kit, & Top-End Gasket Kit). Uses Vertex #23644.
		Big Bore Cylinder Kit	CW6102K02	+2mm Big Bore Cylinder Kit. 10.2:1 comp. 82mm. Includes (Cylinder, Piston Kit, & Top-End Gasket Kit). Uses Vertex #23645.
		Standard Bore Gasket Kit	GT602G01	769cc Top End Gasket Kit. Includes: head, base, cam chain tensioner, and exhaust gaskets.
		Big Bore Gasket Kit	GT612G01	+2mm Top-End Gasket Kit. Includes (Head, Base, & Exhaust Gaskets).
800 Sportsman	05-10	Cylinder	CW6002	Standard Bore 80mm
		Standard Bore Cylinder Kit	CW6002K04	Standard Bore Kit. 10.2:1 comp, 80mm. Includes (Cylinder, Piston, Rings, Top-End Gaskets). Uses Vertex #23643.
		Standard Bore HC Cylinder Kit	CW6002K01HC	Standard Bore Hi-Comp Kit. 12.0:1 comp, 80mm. Includes (Cylinder, Pistons, Rings, Top-End Gaskets). Uses Vertex #23644.
		Big Bore Cylinder Kit	CW6102K01	+2mm Big Bore Kit. 10.2:1 comp, 82mm. Includes (Cylinder, Piston, Rings, Top-End Gaskets). Uses Vertex #23645.
		Standard Bore Gasket Kit	GT602G01	769cc Top End Gasket Kit. Includes: head, base, cam chain tensioner, and exhaust gaskets.
		Big Bore Gasket Kit	GT612G01	808cc Top End Gasket Kit. Includes (Head, Base, Chain Tensioner, & Exhaust Gaskets)
800 Sportsman	11-15	Cylinder	CW6002	Standard Bore 80mm
		Standard Bore Cylinder Kit	CW6002K05	Standard Bore Cylinder Kit. 10.2:1 comp. 80mm. Includes (Cylinder, Piston Kit, & Top-End Gasket Kit). Uses Vertex #23643.
		Standard Bore HC Cylinder Kit	CW6002K02HC	Standard Bore Hi-Comp Cylinder Kit. 12.0:1 comp. 80mm. Includes (Cylinder, Piston Kit, & Top-End Gasket Kit). Uses Vertex #23644.
		Big Bore Cylinder Kit	CW6102K02	+2mm Big Bore Cylinder Kit. 10.2:1 comp. 82mm. Includes (Cylinder, Piston Kit, & Top-End Gasket Kit). Uses Vertex #23645.
		Standard Bore Gasket Kit	GT602G01	Standard Bore Top-End Gasket Kit. Includes (Head, Base, & Exhaust Gaskets).
		Big Bore Gasket Kit	GT612G01	+2mm Top-End Gasket Kit. Includes (Head, Base, & Exhaust Gaskets).

INDEX

WIDE OPEN PARTS

TIRES & WHEELS

BRAKES

AIR, OIL & FUEL

BATTERY & ELECTRICAL

ENGINE

BEARINGS

BUSHINGS

DRIVELINE

AXLES

BELTS

CONTROLS

TOOLS & CHEMICALS

EXHAUST

ACCESSORIES



Complete cylinders continue on the next page.



POLARIS				
MODEL	YEAR	PRODUCT	PART #	DESCRIPTION
900 Ace	2016	Cylinder	CW6004	Standard Bore 93mm
		Standard Bore Cylinder Kit	CW6004K02	Standard Bore Cylinder Kit. 10.5:1 comp. 93mm. Includes (Cylinder, Piston Kit, & Top-End Gasket Kit). Uses Vertex # 24027.
		Standard Bore HC Cylinder Kit	CW6004K01HC	Standard Bore Hi-Comp Cylinder Kit. 11.5:1 comp. 93mm. Includes (Cylinder, Piston Kit, & Top-End Gasket Kit). Uses Vertex # 24028.
		Big Bore Cylinder Kit	CW6104K01	+5mm Big Bore Cylinder Kit. 10.5:1 comp. 1110cc. Includes (Cylinder, Piston Kits, & Top-End Gasket Kit). Uses Vertex #24029. Must use heavy duty aftermarket connecting rods. Hot Rods part# 8708 or crankshaft part# 4421 Bolt on and go!
		Big Bore Gasket Kit	CW61003G01	+5mm Big Bore Top-End Gasket Kit. 98mm. Includes (Head, Base, Chain Tensioner, Exhaust, & Water Inlet Gaskets). Replacement for Cylinder Works Big Bore Cylinder Kits #61003-K01, 61004-K01, 61006-K01, & CW61007K01.
900 Ace	17-19	Cylinder	CW60007	Standard Bore 93mm
		Standard Bore Cylinder Kit	CW60007K02	Standard Bore Cylinder Kit. 10.5:1 Comp. 93mm. Includes (Cylinder, Piston Kits, & Top-End Gasket Kit). Uses Vertex #24398.
		Standard Bore HC Cylinder Kit	CW60007K01HC	Standard Bore Hi-Comp Cylinder Kit. 11.5:1 Comp. 93mm. Includes (Cylinder, Piston Kit, & Top-End Gasket Kit). Uses Vertex #24028.
		Big Bore Cylinder Kit	CW61007K01	+5mm Big Bore Cylinder Kit. 975cc. 10.5:1 Comp. 98mm. Includes (Cylinder, Piston Kit, & Top-End Gasket Kit). Uses Vertex #24029. *Must use heavy duty aftermarket connecting rods or Hot Rods connecting rod #8716.
		Big Bore Gasket Kit	CW61003G01	+5mm Big Bore Top-End Gasket Kit. 98mm. Includes (Head, Base, Chain Tensioner, Exhaust, & PO Inlet Gaskets). Replacement for Cylinder Works Big Bore Cylinder Kits #61003-K01, 61004-K01, 61006-K01, & CW61007K01.
900 Ranger/Crew	13-16	Cylinder	CW6004	Standard Bore 93mm
		Standard Bore Cylinder Kit	CW6004K02	Standard Bore Cylinder Kit. 10.5:1 comp. 93mm. Includes (Cylinder, Piston Kit, & Top-End Gasket Kit). Uses Vertex # 24027.
		Standard Bore HC Cylinder Kit	CW6004K01HC	Standard Bore Hi-Comp Cylinder Kit. 11.5:1 comp. 93mm. Includes (Cylinder, Piston Kit, & Top-End Gasket Kit). Uses Vertex # 24028.
		Big Bore Cylinder Kit	CW6104K01	+5mm Big Bore Cylinder Kit. 10.5:1 comp. 1110cc. Includes (Cylinder, Piston Kits, & Top-End Gasket Kit). Uses Vertex #24029. Must use heavy duty aftermarket connecting rods. Hot Rods part# 8708 or crankshaft part# 4421
		Big Bore Gasket Kit	CW61003G01	+5mm Big Bore Top-End Gasket Kit. 98mm. Includes (Head, Base, Chain Tensioner, Exhaust, & Water Inlet Gaskets). Replacement for Cylinder Works Big Bore Cylinder Kits #61003-K01, 61004-K01, 61006-K01, & CW61007K01.

Complete cylinders continue on the next page.



POLARIS				
MODEL	YEAR	PRODUCT	PART #	DESCRIPTION
900 Ranger/Crew	17-19	Cylinder	CW60007	Standard Bore 93mm
		Standard Bore Cylinder Kit	CW60007K02	Standard Bore Cylinder Kit. 10.5:1 Comp. 93mm. Includes (Cylinder, Piston Kits, & Top-End Gasket Kit). Uses Vertex #24398.
		Standard Bore HC Cylinder Kit	CW60007K01HC	Standard Bore Hi-Comp Cylinder Kit. 11.5:1 Comp. 93mm. Includes (Cylinder, Piston Kit, & Top-End Gasket Kit). Uses Vertex #24028.
		Big Bore Cylinder Kit	CW61007K01	+5mm Big Bore Cylinder Kit. 975cc. 10.5:1 Comp. 98mm. Includes (Cylinder, Piston Kit, & Top-End Gasket Kit). Uses Vertex #24029. *Must use heavy duty aftermarket connecting rods or Hot Rods connecting rod #8716.
		Big Bore Gasket Kit	CW61003G01	+5mm Big Bore Top-End Gasket Kit. 98mm. Includes (Head, Base, Chain Tensioner, Exhaust, & Water Inlet Gaskets). Replacement for Cylinder Works Big Bore Cylinder Kits #61003-K01, 61004-K01, 61006-K01, & CW61007K01.
900 RZR/4	11-14	Cylinder	CW6001	Standard Bore 93mm
		Standard Bore Cylinder Kit	CW6001K01	Standard Bore Cylinder Kit. 10.6:1 comp. 93mm. Includes (Cylinder, Piston Kits, & Top End Gasket Kit). Uses Vertex #23832.
		Standard Bore HC Cylinder Kit	CW6001K01HC	Standard Bore Hi-Comp Cylinder Kit. 12.5:1 comp. 93mm. Includes (Cylinder, Piston Kits, & Top End Gasket Kit). Uses Vertex # 23833.
		Big Bore Cylinder Kit	CW6101K01	+5mm Big Bore Cylinder Kit. 10.6:1 comp. 975cc. Includes (Cylinder, Piston Kits, & Top End Gasket Kit). Uses Vertex #23834. Highly recommend using heavy duty aftermarket connecting rods, or lowering the max rpm by 500-600 rpm. Bolt on and go!
		Standard Bore Gasket Kit	GT601G01	Standard Bore Top End Gasket Kit. Includes (Base, Head, Exhaust, & Cam Chain Tensioner Gaskets).
900 RZR/4/S	15-16	Big Bore Gasket Kit	GT611G01	+5mm Top End Gasket Kit. Includes (Head, Base, Exhaust, & Cam Chain Tensioner Gaskets).
		Cylinder	CW6004	Standard Bore 93mm
		Standard Bore Cylinder Kit	CW6004K02	Standard Bore Cylinder Kit. 10.5:1 comp. 93mm. Includes (Cylinder, Piston Kit, & Top-End Gasket Kit). Uses Vertex # 24027.
		Standard Bore HC Cylinder Kit	CW6004K01HC	Standard Bore Hi-Comp Cylinder Kit. 11.5:1 comp. 93mm. Includes (Cylinder, Piston Kit, & Top-End Gasket Kit). Uses Vertex # 24028.
		Big Bore Cylinder Kit	CW6104K01	+5mm Big Bore Cylinder Kit. 10.5:1 comp. 1110cc. Includes (Cylinder, Piston Kits, & Top-End Gasket Kit). Uses Vertex #24029. Must use heavy duty aftermarket connecting rods. Hot Rods part# 8708 or crankshaft part# 4421 Bolt on and go!
900 RZR/4/S	15-16	Big Bore Gasket Kit	CW61003G01	+5mm Big Bore Top-End Gasket Kit. 98mm. Includes (Head, Base, Chain Tensioner, Exhaust, & Water Inlet Gaskets). Replacement for Cylinder Works Big Bore Cylinder Kits #61003-K01, 61004-K01, 61006-K01, & CW61007K01.

- INDEX
- WIDE OPEN PARTS
- TIRES & WHEELS
- BRAKES
- AIR, OIL & FUEL
- BATTERY & ELECTRICAL
- ENGINE
- BEARINGS
- BUSHINGS
- DRIVELINE
- AXLES
- BELTS
- CONTROLS
- TOOLS & CHEMICALS
- EXHAUST
- ACCESSORIES

Complete cylinders continue on the next page.





POLARIS				
MODEL	YEAR	PRODUCT	PART #	DESCRIPTION
900 RZR/4/S	17-20	Cylinder	CW60007	Standard Bore 93mm
		Standard Bore Cylinder Kit	CW60007K02	Standard Bore Cylinder Kit. 10.5:1 Comp. 93mm. Includes (Cylinder, Piston Kits, & Top-End Gasket Kit). Uses Vertex #24398.
		Standard Bore HC Cylinder Kit	CW60007K01HC	Standard Bore Hi-Comp Cylinder Kit. 11.5:1 Comp. 93mm. Includes (Cylinder, Piston Kit, & Top-End Gasket Kit). Uses Vertex #24028.
		Big Bore Cylinder Kit	CW61007K01	+5mm Big Bore Cylinder Kit. 975cc. 10.5:1 Comp. 98mm. Includes (Cylinder, Piston Kit, & Top-End Gasket Kit). Uses Vertex #24029. *Must use heavy duty aftermarket connecting rods or Hot Rods connecting rod #8716.
		Big Bore Gasket Kit	CW61003G01	+5mm Big Bore Top-End Gasket Kit. 98mm. Includes (Head, Base, Chain Tensioner, Exhaust, & Water Inlet Gaskets). Replacement for Cylinder Works Big Bore Cylinder Kits #61003-K01, 61004-K01, 61006-K01, & CW61007K01.
925 RZR Turbo/4	2016	Cylinder	CW60008	Standard Bore 93mm
		Standard Bore Cylinder Kit	CW60008K01	Standard Bore Cylinder Kit. 925cc. 9:1 Comp. 93mm. Includes (Cylinder, Piston Kit, & Top-End Gasket Kit). Uses Vertex #24426.
925 RZR Turbo/4	2017	Cylinder	CW60008	Standard Bore 93mm
		Standard Bore Cylinder Kit	CW60008K02	Standard Bore Cylinder Kit. 925cc. 9:1 Comp. 93mm. Includes (Cylinder, Piston Kit, & Top-End Gasket Kit). Uses Vertex #24426.
925 RZR Turbo/4/S	18-20	Cylinder	CW60008	Standard Bore 93mm
		Standard Bore Cylinder Kit	CW60008K03	Standard Bore Cylinder Kit. 925cc. 9:1 Comp. 93mm. Includes (Cylinder, Piston Kit, & Top-End Gasket Kit). Uses Vertex #24426.
925 RZR Pro XP/4	2020	Cylinder	CW60008	Standard Bore 93mm
		Standard Bore Cylinder Kit	CW60008K03	Standard Bore Cylinder Kit. 925cc. 9:1 Comp. 93mm. Includes (Cylinder, Piston Kit, & Top-End Gasket Kit). Uses Vertex #24426.
1000 General	2016	Cylinder	CW6003	Standard Bore 93mm
		Standard Bore Cylinder Kit	CW6003K02	Standard Bore Cylinder Kit. 10.5:1 comp 93mm. Includes (Cylinder, Piston Kit, & Top-End Gasket Kit). Uses Vertex # 24027.
		Standard Bore HC Cylinder Kit	CW6003K01HC	Standard Bore Hi-Comp Cylinder Kit. 11.5:1 comp. 93mm. Includes (Cylinder, Piston Kit, & Top-End Gasket Kit). Uses Vertex # 24028.
		Big Bore Cylinder Kit	CW6103K01	+5mm Big Bore Cylinder Kit. 10.5:1 comp. 1110cc. Includes (Cylinder, Piston Kits, & Top-End Gasket Kit). Uses Vertex #24029. Highly recommend using heavy duty aftermarket connecting rods, or lowering the max rpm by 500-600 rpm. Bolt on and go!
		Big Bore Gasket Kit	CW61003G01	+5mm Big Bore Top-End Gasket Kit. 98mm. Includes (Head, Base, Chain Tensioner, Exhaust, & Water Inlet Gaskets). Replacement for Cylinder Works Big Bore Cylinder Kits #61003-K01, 61004-K01, 61006-K01, & CW61007K01.

Complete cylinders continue on the next page.



POLARIS				
MODEL	YEAR	PRODUCT	PART #	DESCRIPTION
1000 General/4	17-20	Cylinder	CW6006	Standard Bore 93mm
		Standard Bore Cylinder Kit	CW6006K02	Standard Bore Cylinder Kit. Includes (Cylinder, Piston Kits, & Top-End Gasket Kit). Uses Vertex #24027.
		Standard Bore HC Cylinder Kit	CW6006K01HC	Standard Bore Hi-Comp Cylinder Kit. 11.5:1 comp. 93mm. Includes (Cylinder, Piston Kit, & Top-End Gasket Kit). Uses Vertex # 24028.
		Big Bore Cylinder Kit	CW61006K01	+5mm Big Bore Cylinder Kit. 1110cc. 11.0:1 Comp. 98mm. Includes (Cylinder, Piston Kit, & Top-End Gasket Kit). Uses Vertex #24029. *Must use heavy duty aftermarket connecting rods.
1000 Ranger XP/Crew	17-20	Big Bore Gasket Kit	CW61003G01	+5mm Big Bore Top-End Gasket Kit. 98mm. Includes (Head, Base, Chain Tensioner, Exhaust, & Water Inlet Gaskets). Replacement for Cylinder Works Big Bore Cylinder Kits #61003-K01, 61004-K01, 61006-K01, & CW61007K01.
		Cylinder	CW6006	Standard Bore 93mm. To be used with Polaris mechanical tensioner #3023143.
		Standard Bore Cylinder Kit	CW6006K02	Standard Bore Cylinder Kit. Includes (Cylinder, Piston Kits, & Top-End Gasket Kit). Uses Vertex #24027.
		Standard Bore HC Cylinder Kit	CW6006K01HC	Standard Bore Hi-Comp Cylinder Kit. 11.5:1 comp. 93mm. Includes (Cylinder, Piston Kit, & Top-End Gasket Kit). Uses Vertex # 24028.
1000 Ranger Fullsize Crew	2020	Big Bore Cylinder Kit	CW61007K01	+5mm Big Bore Cylinder Kit. 975cc. 10.5:1 Comp. 98mm. Includes (Cylinder, Piston Kit, & Top-End Gasket Kit). Uses Vertex #24029. *Must use heavy duty aftermarket connecting rods or Hot Rods connecting rod #8716.
		Big Bore Gasket Kit	CW61003G01	+5mm Big Bore Top-End Gasket Kit. 98mm. Includes (Head, Base, Chain Tensioner, Exhaust, & Water Inlet Gaskets). Replacement for Cylinder Works Big Bore Cylinder Kits #61003-K01, 61004-K01, 61006-K01, & CW61007K01.
		Cylinder	CW6006	Standard Bore 93mm. To be used with Polaris mechanical tensioner #3023143.
		Cylinder	CW60007	Standard Bore 93mm
1000 Ranger Fullsize Crew	2020	Standard Bore Cylinder Kit	CW60007K02	Standard Bore Cylinder Kit. 10.5:1 Comp. 93mm. Includes (Cylinder, Piston Kits, & Top-End Gasket Kit). Uses Vertex #24398.
		Standard Bore HC Cylinder Kit	CW60007K01HC	Standard Bore Hi-Comp Cylinder Kit. 11.5:1 Comp. 93mm. Includes (Cylinder, Piston Kit, & Top-End Gasket Kit). Uses Vertex #24028.

INDEX

WIDE OPEN PARTS

TIRES & WHEELS

BRAKES

AIR, OIL & FUEL

BATTERY & ELECTRICAL

ENGINE

BEARINGS

BUSHINGS

DRIVELINE

AXLES

BELTS

CONTROLS

TOOLS & CHEMICALS

EXHAUST

ACCESSORIES



Complete cylinders continue on the next page.



POLARIS				
MODEL	YEAR	PRODUCT	PART #	DESCRIPTION
1000 RZR/4/S	14-16	Cylinder	CW6003	Standard Bore 93mm
		Standard Bore Cylinder Kit	CW6003K02	Standard Bore Cylinder Kit. 10.5:1 comp 93mm. Includes (Cylinder, Piston Kit, & Top-End Gasket Kit). Uses Vertex # 24027.
		Standard Bore HC Cylinder Kit	CW6003K01HC	Standard Bore Hi-Comp Cylinder Kit. 11.5:1 comp. 93mm. Includes (Cylinder, Piston Kit, & Top-End Gasket Kit). Uses Vertex # 24028.
		Big Bore Cylinder Kit	CW6103K01	+5mm Big Bore Cylinder Kit. 10.5:1 comp. 1110cc. Includes (Cylinder, Piston Kits, & Top-End Gasket Kit). Uses Vertex #24029. Highly recommend using heavy duty aftermarket connecting rods, or lowering the max rpm by 500-600 rpm. Bolt on and go!
		Standard Bore Gasket Kit	GT603G01	Standard Bore Top-End Gasket Kit. Includes (Head, Base, Chain Tensioner, Exhaust, & Water Inlet Gaskets).
1000 RZR/4/S/RS1	17-20	Big Bore Gasket Kit	GT613G01	+5mm Big Bore Top-End Gasket Kit. Includes (Head, Base, Chain Tensioner, Exhaust, & Water Inlet Gaskets).
		Cylinder	CW6006	Standard Bore 93mm
		Standard Bore Cylinder Kit	CW6006K02	Standard Bore Cylinder Kit. Includes (Cylinder, Piston Kits, & Top-End Gasket Kit). Uses Vertex #24027.
		Standard Bore HC Cylinder Kit	CW6006K01HC	Standard Bore Hi-Comp Cylinder Kit. 11.5:1 comp. 93mm. Includes (Cylinder, Piston Kit, & Top-End Gasket Kit). Uses Vertex # 24028.
		Big Bore Cylinder Kit	CW61006K01	+5mm Big Bore Cylinder Kit. 1110cc. 11.0:1 Comp. 98mm. Includes (Cylinder, Piston Kit, & Top-End Gasket Kit). Uses Vertex #24029. To be used with Polaris Tensioner #3023143. *Must use heavy duty aftermarket connecting rods.
		Big Bore Gasket Kit	CW61003G01	+5mm Big Bore Top-End Gasket Kit. 98mm. Includes (Head, Base, Chain Tensioner, Exhaust, & Water Inlet Gaskets). Replacement for Cylinder Works Big Bore Cylinder Kits #61003-K01, 61004-K01, 61006-K01, & CW61007K01.

INDEX

WIDE OPEN PARTS

TIRES & WHEELS

BRAKES

AIR, OIL & FUEL

BATTERY & ELECTRICAL

ENGINE

BEARINGS

BUSHINGS

DRIVELINE

AXLES

BELTS

CONTROLS

TOOLS & CHEMICALS

EXHAUST

ACCESSORIES

JMATV.COM
dealers online

ARE YOU REGISTERED @ JMATV.COM?
Place Orders » Check Inventory & Current Pricing
Save Time & Hassle — Register Today!

Complete cylinders continue on the next page.



SUZUKI				
MODEL	YEAR	PRODUCT	PART #	DESCRIPTION
LTZ400	03-13	Cylinder	CW4001	Standard Bore 90mm
		Standard Bore Cylinder Kit	CW4001K02	Standard Bore kit. 11.3:1 comp, 90mm Includes: cylinder, piston, rings, top-gaskets. Uses Vertex #22951
		Standard Bore HC Cylinder Kit	CW4001K02HC	Standard Bore Hi-comp kit. 13.5:1 comp, 90mm Includes: cylinder, piston, rings, top-gaskets. Uses Vertex #23550
		Big Bore Cylinder Kit	CW4101K01	(+4mm Big Bore Kit) 434cc. Std compression. Uses Vertex #23533. When using Hot Rods #4259 makes 469cc. Includes (Cylinder, Piston, Rings, Pin, Clips, Gaskets)
		Standard Bore Gasket Kit	GT401G01	Standard Bore Top-End Gasket Kit. Includes (Head, Base, Exhaust, & Cam Chain Tensioner Gaskets).
		Big Bore Gasket Kit	GT411G01	434cc Top End Gasket Kit Includes (Head, Base, Exhaust, & Cam Chain Tensioner Gaskets)
LT-R450	06-09	Cylinder	CW4002	Standard Bore 95.5mm
		Standard Bore Cylinder Kit	CW4002K01	Standard Bore kit. 11.7:1 comp, 95.5mm Includes: cylinder, piston, rings, top-gaskets. Uses Vertex #23532
		Standard Bore HC Cylinder Kit	CW4002K01HC	Standard Bore Hi-comp kit. 13.0:1 comp, 98mm Includes: cylinder, piston, rings, top-gaskets. Uses Vertex #23553
		Big Bore Cylinder Kit	CW4102K01	"(+2.5mm Big Bore Kit) 474cc. Std compression. Uses Vertex #23521. When using Hot Rods #4176 makes 496cc. Includes (Cylinder, Piston, Rings, Pin, Clips, Gaskets)"
		Standard Bore Gasket Kit	GT402G01	Standard bore top end gasket kit. Includes (Head, Base, Exhaust, & Cam Chain Tensioner Gaskets)
Big Bore Gasket Kit	GT412G01	474cc Top End Gasket Kit Includes (Head, Base, Exhaust, & Cam Chain Tensioner Gaskets)		

YAMAHA				
MODEL	YEAR	PRODUCT	PART #	DESCRIPTION
YFZ450	04-13	Cylinder	CW2001	Standard Bore 95mm
		Standard Bore Cylinder Kit	CW2001-K01	Standard Bore Cylinder Kit. 12.0:1 comp. 95mm. Includes (Cylinder, Piston Kit, & Top-End Gasket Kit). Uses Vertex #22984.
		Standard Bore HC Cylinder Kit	CW2001K01HC	Standard Bore Hi-Comp Cylinder Kit. 13.0:1 comp. 95mm. Includes (Cylinder, Piston Kit, & Top-End Gasket Kit). Uses Vertex #23551.
		Big Bore Cylinder Kit	CW23001K01	(+3mm Big Bore Kit) Makes 468cc in 04-05 models. Makes 478cc in 06-12 models. Std compression. Uses Vertex #23403. Includes (Cylinder, Piston, Rings, Pin, Clips, Gaskets)
		Big Bore Gasket Kit	GT211G01	478cc Top End Gasket Kit

INDEX

WIDE OPEN PARTS

TIRES & WHEELS

BRAKES

AIR, OIL & FUEL

BATTERY & ELECTRICAL

ENGINE

BEARINGS

BUSHINGS

DRIVELINE

AXLES

BELTS

CONTROLS

TOOLS & CHEMICALS

EXHAUST

ACCESSORIES



Complete cylinders continue on the next page.



YAMAHA				
MODEL	YEAR	PRODUCT	PART #	DESCRIPTION
YFZ450 R	09-20	Cylinder	CW2003	Standard Bore 95mm
		Standard Bore Cylinder Kit	CW2003K02	Standard Bore Cylinder Kit. 12:1 Comp. 95mm. Includes (Cylinder, Piston Kit & Top-End Gasket Kit). Uses Vertex #22984.
		Standard Bore HC Cylinder Kit	CW2003K02HC	Standard Bore Hi-Comp Cylinder Kit. 13.0:1 Comp. 95mm. Includes (Cylinder, Piston Kit & Top-End Gasket Kit). Uses Vertex #23551.
		Big Bore Cylinder Kit	CW2103K02	+3mm Big Bore Cylinder Kit. 478cc. Includes (Cylinder, Piston Kit, & Top-End Gasket Kit). Uses Vertex #23403.
		Big Bore Gasket Kit	GT213G01	+3mm Top-End Gasket Kit. Includes (Head, Base, Exhaust, & Cam Chain Tensioner Gaskets).
YFZ450 X	10-11	Cylinder	CW2003	Standard Bore 95mm
		Standard Bore Cylinder Kit	CW2003K02	Standard Bore kit. 12:1 comp, 95mm Includes: cylinder, piston, rings, top-gaskets. Uses Vertex #22984
		Standard Bore HC Cylinder Kit	CW2003K02HC	Standard Bore Hi-comp kit. 13.0:1 comp, 95mm Includes: cylinder, piston, rings, top-gaskets. Uses Vertex #23551
		Big Bore Cylinder Kit	CW2103K02	(+3mm Big Bore Kit) makes 478cc. Uses Vertex #23403 Includes (Cylinder, Piston, Rings, Pin, Clips, Gaskets)
		Standard Bore Gasket Kit	GT203G01	Standard Bore Top End Gasket Kit Includes (Head, Base, Exhaust, & Cam chain tensioner)
Big Bore Gasket Kit	GT2103G01	478cc Top End Gasket Kit Includes (Head, Base, Exhaust, & Cam Chain Tensioner Gaskets)		
YFM700 Grizzly	07-13	Cylinder	CW2014	Standard Bore 102mm
		Standard Bore Cylinder Kit	CW2014K01	Standard Bore kit. 9.2:1 comp, 102mm Includes: cylinder, piston, rings, top-gaskets. Uses Vertex #23623
		Standard Bore HC Cylinder Kit	CW2014K01HC	Standard Bore Hi-comp kit. 11:1 comp. 102mm Includes: cylinder, piston, rings, top-gaskets. Uses Vertex #23548
		Big Bore Cylinder Kit	CW2114K01	(+3mm Big Bore Kit) 727cc. 9.2:1 comp. Includes (Cylinder, Piston, Pin, Rings, Clips, Top End Gaskets) Uses Vertex #23626. When used with Hot Rods #4179 makes 770cc.
		Standard Bore Gasket Kit	GT204G01	Standard Bore Top End Gasket Kit. Includes (Head, Base, Exhaust and Cam Chain Tensioner Gaskets).
Big Bore Gasket Kit	GT214G01	+3mm Big Bore Top End Gasket Kit. Includes (Head, Base, Exhaust and Cam Chain Tensioner Gaskets).		

Complete cylinders continue on the next page.



YAMAHA				
MODEL	YEAR	PRODUCT	PART #	DESCRIPTION
YFM700 Grizzly	14-20	Cylinder	CW2014	Standard Bore 102mm
		Standard Bore Cylinder Kit	CW2014K02	Standard Bore Cylinder Kit. 10.1:1 comp. 102mm. Includes (Cylinder, Piston Kit & Top End Gasket Kit). Uses Vertex #23965.
		Standard Bore HC Cylinder Kit	CW2014K02HC	Standard Bore Hi-Comp Kit. 11:1 comp. 102mm. Includes (Cylinder, Piston, Rings, Pin, Clips, Top End Gaskets). Uses Vertex #23966.
		Big Bore Cylinder Kit	CW2114K02	(+3mm Big Bore Kit) 727cc. 10.1:1 comp. Includes (Cylinder, Piston Kit & Top End Gasket Kit). Uses Vertex #23967. When used with Hot Rods #4179 makes 770cc.
		Standard Bore Gasket Kit	GT204G01	Standard Bore Top End Gasket Kit. Includes (Head, Base, Exhaust and Cam Chain Tensioner Gaskets).
		Big Bore Gasket Kit	GT214G01	+3mm Big Bore Top End Gasket Kit. Includes (Head, Base, Exhaust and Cam Chain Tensioner Gaskets).
YFM700 Kodiak	19-20	Cylinder	CW2014	Standard Bore 102mm
		Standard Bore Cylinder Kit	CW2014K02	Standard Bore Cylinder Kit. 10.1:1 comp. 102mm. Includes (Cylinder, Piston Kit & Top End Gasket Kit). Uses Vertex #23965.
		Standard Bore HC Cylinder Kit	CW2014K02HC	Standard Bore Hi-Comp Kit. 11:1 comp. 102mm. Includes (Cylinder, Piston, Rings, Pin, Clips, Top End Gaskets). Uses Vertex #23966.
		Big Bore Cylinder Kit	CW2114K02	(+3mm Big Bore Kit) 727cc. 10.1:1 comp. Includes (Cylinder, Piston Kit & Top End Gasket Kit). Uses Vertex #23967. When used with Hot Rods #4179 makes 770cc.
		Standard Bore Gasket Kit	GT204G01	Standard Bore Top End Gasket Kit. Includes (Head, Base, Exhaust and Cam Chain Tensioner Gaskets).
		Big Bore Gasket Kit	GT214G01	+3mm Big Bore Top End Gasket Kit. Includes (Head, Base, Exhaust and Cam Chain Tensioner Gaskets).
YFM700 Raptor	06-14	Cylinder	CW2004	Standard Bore 102mm
		Standard Bore Cylinder Kit	CW2004K01	Standard Bore kit. 9.2:1 comp, 102mm Includes: cylinder, piston, rings, top-gaskets. Uses Vertex #23623
		Standard Bore HC Cylinder Kit	CW2004K01HC	Standard Bore Hi-comp kit. 11:1 comp, 102mm Includes: cylinder, piston, rings, top-gaskets. Uses Vertex #23548
		Big Bore Cylinder Kit	CW2104K01	(+3mm Big Bore Kit) makes 727cc. 9.2:1 comp. Uses Vertex #23626.
		Standard Bore Gasket Kit	GT204G01	Standard Bore Top End Gasket Kit. Includes (Head, Base, Exhaust and Cam Chain Tensioner Gaskets).
		Big Bore Gasket Kit	GT214G01	+3mm Big Bore Top End Gasket Kit. Includes (Head, Base, Exhaust and Cam Chain Tensioner Gaskets).

INDEX

WIDE OPEN PARTS

TIRES & WHEELS

BRAKES

AIR, OIL & FUEL

BATTERY & ELECTRICAL

ENGINE

BEARINGS

BUSHINGS

DRIVELINE

AXLES

BELTS

CONTROLS

TOOLS & CHEMICALS

EXHAUST

ACCESSORIES

Complete cylinders continue on the next page.

PLACE YOUR ORDER WITH US ...

BY PHONE: 1-800-367-9603 » BY FAX: 901-377-3392 » ONLINE: WWW.JMATV.COM





YAMAHA				
MODEL	YEAR	PRODUCT	PART #	DESCRIPTION
YFM700 Raptor	15-20	Cylinder	CW2004	Standard Bore 102mm
		Standard Bore Cylinder Kit	CW2004K02	Standard Bore Cylinder Kit. 9.2:1 comp, 102mm. Includes (Cylinder, Piston Kit & Top End Gasket Kit). Uses Vertex #23965.
		Standard Bore HC Cylinder Kit	CW2004K02HC	Standard Bore Hi-Comp Cylinder Kit. 11.1:1 comp. 102mm. Includes (Cylinder, Piston Kit & Top End Gasket Kit). Uses Vertex #23966.
		Big Bore Cylinder Kit	CW2104K02	+3mm Big Bore Cylinder Kit. 727cc. 9.2:1 comp. Includes (Cylinder, Piston Kit and Top End Gasket Kit). Uses Vertex #23967.
		Standard Bore Gasket Kit	GT204G01	Standard Bore Top End Gasket Kit. Includes (Head, Base, Exhaust and Cam Chain Tensioner Gaskets).
		Big Bore Gasket Kit	GT214G01	+3mm Big Bore Top End Gasket Kit. Includes (Head, Base, Exhaust and Cam Chain Tensioner Gaskets).
YXR700 Rhino	08-13	Cylinder	CW2014	Standard Bore 102mm
		Standard Bore Cylinder Kit	CW2014K01	Standard Bore kit. 9.2:1 comp, 102mm Includes: cylinder, piston, rings, top-gaskets. Uses Vertex #23623
		Standard Bore HC Cylinder Kit	CW2014K01HC	Standard Bore Hi-comp kit. 11:1 comp. 102mm Includes: cylinder, piston, rings, top-gaskets. Uses Vertex #23548
		Big Bore Cylinder Kit	CW2114K01	(+3mm Big Bore Kit) 727cc. 9.2:1 comp. Includes (Cylinder, Piston, Pin, Rings, Clips, Top End Gaskets) Uses Vertex #23626. When used with Hot Rods #4179 makes 770cc.
		Standard Bore Gasket Kit	GT204G01	Standard Bore Top End Gasket Kit. Includes (Head, Base, Exhaust and Cam Chain Tensioner Gaskets).
		Big Bore Gasket Kit	GT214G01	+3mm Big Bore Top End Gasket Kit. Includes (Head, Base, Exhaust and Cam Chain Tensioner Gaskets).
YXM700 Viking / VI	14-20	Cylinder	CW2014	Standard Bore 102mm
		Standard Bore Cylinder Kit	CW2014K02	Standard Bore Cylinder Kit. 10.1:1 comp. 102mm. Includes (Cylinder, Piston Kit & Top End Gasket Kit). Uses Vertex #23965.
		Standard Bore HC Cylinder Kit	CW2014K02HC	Standard Bore Hi-Comp Kit. 11:1 comp. 102mm. Includes (Cylinder, Piston, Rings, Pin, Clips, Top End Gaskets). Uses Vertex #23966.
		Big Bore Cylinder Kit	CW2114K02	(+3mm Big Bore Kit) 727cc. 10.1:1 comp. Includes (Cylinder, Piston Kit & Top End Gasket Kit). Uses Vertex #23967. When used with Hot Rods #4179 makes 770cc.
		Standard Bore Gasket Kit	GT204G01	Standard Bore Top End Gasket Kit. Includes (Head, Base, Exhaust and Cam Chain Tensioner Gaskets).
		Big Bore Gasket Kit	GT214G01	+3mm Big Bore Top End Gasket Kit. Includes (Head, Base, Exhaust and Cam Chain Tensioner Gaskets).

PLACE YOUR ORDER WITH US ...

BY PHONE: 1-800-367-9603 » BY FAX: 901-377-3392 » ONLINE: WWW.JMATV.COM

Camshafts by Hot Cams



ARCTIC CAT			
MODEL	YEAR	PART #	DESCRIPTION
DVX400	04-08	HC22491IN	Stage 1 intake cam: Increased low-end and mid-range power than OEM with no loss on the top-end: For best results it should be used with the #2250-1E exhaust cam. If installed in anything other than DRZ400 you must install DRZ400 valve springs: Off-road competition use only
		HC22501E	Stage 1 exhaust cam: Increased low-end and mid-range power than OEM with no loss on the top-end: For best results it should be used with the #2249-1IN intake cam: If installed in anything other than DRZ400 you must install DRZ400 valve springs: Off-road competition use only: Supplied with decompression mechanism
		HC22512IN	Stage 2 intake cam: Increased mid-range and top-end power than OEM with no loss on the bottom-end: For best results it should be used with the #2252-2E exhaust cam: If installed in anything other than DRZ400 you must install DRZ400 valve springs: Off-road competition use only
		HC22522E	Stage 2 exhaust cam: Increased mid-range and top-end power than OEM with no loss on the bottom-end: For best results it should be used with the #2251-2IN intake cam: If installed in anything other than DRZ400 you must install DRZ400 valve springs: Off-road competition use only: Supplied with decompression mechanism
650 V2 Auto	04-06	HC20361S	Stage 1 cam: More bottom end and no top-end loss with improved acceleration: Uses stock valve springs and rockers: Dual cam engine: Intake and exhaust cams sold as a set: Uses stock auto-decompression mechanism

HONDA			
MODEL	YEAR	PART #	DESCRIPTION
ATC90	72-78	CM21200	Mild grind midrange cam. Good for stock or modified engines. Gives smooth idle and increased power in low to mid range
ATC110	79-85	CM21200	Mild grind midrange cam. Good for stock or modified engines. Gives smooth idle and increased power in low to mid range
ATC185/S	80-85	CM21202	Mild grind midrange cam. Good for stock or modified engines. Gives smooth idle and increased power in low to mid range
ATC200/X/S/M	81-85	CM21202	Mild grind midrange cam. Good for stock or modified engines. Gives smooth idle and increased power in low to mid range
ATC200E/ES Big Red	82-84	CM21202	Mild grind midrange cam. Good for stock or modified engines. Gives smooth idle and increased power in low to mid range
TRX250X	87-92	HC10581	Stage 1 cam: Excellent mid-range and top-end increase: Uses stock valve springs and rockers: Single-cam engine
TRX300EX	93-09	HC10581	Stage 1 cam: Excellent mid-range and top-end increase: Uses stock valve springs and rockers: Single-cam engine
TRX400EX/X	99-14	HC10071	Stage 1 cam: Excellent mid-range and top-end power increase: Uses stock valve springs and rockers: Single-cam engine: Does not utilize an auto-decompression mechanism: Stock starter is sufficient: Not recommended for big bore applications over 426cc
		HC10432	Stage 2 cam: Slight mid-range gain and excellent top-end power increase: Uses stock valve springs and rockers: Single-cam engine: Does not utilize an auto-decompression mechanism: Stock starter is sufficient
		HC10513	Stage 3 cam: Top-end power. Designed specifically for Hot Rods big bore stroker kit: Uses stock valve springs and rockers: Single-cam engine: Does not utilize an auto-decompression mechanism: Stock starter is sufficient

Hot Cams camshafts continue on the next page.

INDEX

WIDE OPEN PARTS

TIRES & WHEELS

BRAKES

AIR, OIL & FUEL

BATTERY & ELECTRICAL

ENGINE

BEARINGS

BUSHINGS

DRIVELINE

AXLES

BELTS

CONTROLS

TOOLS & CHEMICALS

EXHAUST

ACCESSORIES





- INDEX
- WIDE OPEN PARTS
- TIRES & WHEELS
- BRAKES
- AIR, OIL & FUEL
- BATTERY & ELECTRICAL
- ENGINE**
- BEARINGS
- BUSHINGS
- DRIVELINE
- AXLES
- BELTS
- CONTROLS
- TOOLS & CHEMICALS
- EXHAUST
- ACCESSORIES



HONDA			
MODEL	YEAR	PART #	DESCRIPTION
TRX450R	04-09	HC10161	Stage 1 cam: Excellent bottom-end and mid-range increase: Improved throttle response: Uses stock valve springs: Single-cam engine: Uses stock auto-decompression mechanism
		HC10242	Stage 2 cam: Excellent mid-range and top-end increase: Improved throttle response: Uses stock valve springs: Single-cam engine: Uses stock auto-decompression mechanism
		HC10563	Stage 3 cam: Significantly more top-end power increases than stage 2: Works best with big bore/stroker applications: Uses stock valve springs: Single-cam engine: Uses stock auto-decompression mechanism
TRX450ER	06-07	HC10161	Stage 1 cam: Excellent bottom-end and mid-range increase: Improved throttle response: Uses stock valve springs: Single-cam engine: Uses stock auto-decompression mechanism
		HC10242	Stage 2 cam: Excellent mid-range and top-end increase: Improved throttle response: Uses stock valve springs: Single-cam engine: Uses stock auto-decompression mechanism
		HC10563	Stage 3 cam: Significantly more top-end power increases than stage 2: Works best with big bore/stroker applications: Uses stock valve springs: Single-cam engine: Uses stock auto-decompression mechanism
TRX450ER	08-14	HC11051	Stage 1 cam: Excellent bottom-end and mid-range increase: Improved throttle response: Uses stock valve springs and rockers: Single-cam engine: Uses stock decompression mechanism
		HC11062	Stage 2 cam: Excellent mid-range and top-end increase: Improved throttle response: Uses stock valve springs: Single-cam engine: Uses stock auto-decompression mechanism
		HC11073	Stage 3 cam: Significantly more top-end power increases than stage 2: Works best with big bore/strokers applications: Uses stock valve springs: Single-cam engine: Uses stock auto-decompression mechanism
TRX700XX	08-09	HC11341	Stage 1 cam: Has improved power at all RPM's over OEM: Uses stock valve springs and rockers: Single-cam engine: Uses stock decompression mechanism: Some assembly required
		HC11352	Stage 2 cam: No loss on bottom-end with increased power above 5,000 RPM: Uses stock valve springs and rockers: Single-cam engine: Uses stock decompression mechanism: Some assembly required
		HC11363	Stage 3 cam: Top-end cam gains from 5500 to redline: Works best with modified engines: Uses stock valve springs and rockers: Single-cam engine: Uses stock decompression mechanism: Some assembly required

KAWASAKI			
MODEL	YEAR	PART #	DESCRIPTION
KFX400	03-06	HC22491IN	Stage 1 intake cam: Increased low-end and mid-range power than OEM with no loss on the top-end: For best results it should be used with the #2250-1E exhaust cam: If installed in anything other than DRZ400 you must install DRZ400 valve springs: Off-road competition use only
		HC22501E	Stage 1 exhaust cam: Increased low-end and mid-range power than OEM with no loss on the top-end: For best results it should be used with the #2249-1IN intake cam: If installed in anything other than DRZ400 you must install DRZ400 valve springs: Off-road competition use only: Supplied with decompression mechanism
		HC22512IN	Stage 2 intake cam: Increased mid-range and top-end power than OEM with no loss on the bottom-end: For best results it should be used with the #2252-2E exhaust cam: If installed in anything other than DRZ400 you must install DRZ400 valve springs: Off-road competition use only
		HC22522E	Stage 2 exhaust cam: Increased mid-range and top-end power than OEM with no loss on the bottom-end: For best results it should be used with the #2251-2IN intake cam: If installed in anything other than DRZ400 you must install DRZ400 valve springs: Off-road competition use only: Supplied with decompression mechanism

Hot Cams camshafts continue on the next page.



KAWASAKI			
MODEL	YEAR	PART #	DESCRIPTION
KFX450R	08-14	HC20932IN	Stage 2 intake cam: Good mid-range and top-end power increase: Uses stock valve springs:
		HC20942E	Stage 2 exhaust cam: Good mid-range and top-end power increase: Uses stock valve springs: Uses stock auto-decompression mechanism
		HC20953IN	Stage 3 intake cam: Good top-end increase and improved over rev: Uses stock valve springs:
		HC20963E	Stage 3 exhaust cam: Good top-end power increase and improved over rev: Uses stock valve springs: Uses stock auto-decompression mechanism
KVF650 Prairie	02-03	HC20361S	Stage 1 cam: More bottom end and no top-end loss with improved acceleration: Uses stock valve springs and rockers: Dual cam engine: Intake and exhaust cams sold as a set: Uses stock auto-decompression mechanism
KVF650 Brute Force	05-13	HC20361S	Stage 1 cam: More bottom end and no top-end loss with improved acceleration: Uses stock valve springs and rockers: Dual cam engine: Intake and exhaust cams sold as a set: Uses stock auto-decompression mechanism
KVF700 Prairie	04-06	HC20311S	Stage 1 cam: More bottom end and no top-end loss with improved acceleration: Uses stock valve springs and rockers: Dual cam engine: Intake and exhaust cams sold as a set: Uses stock auto-decompression mechanism
KVF750 Brute Force	05-20	HC20361S	Stage 1 cam: More bottom end and no top-end loss with improved acceleration: Uses stock valve springs and rockers: Dual cam engine: Intake and exhaust cams sold as a set: Uses stock auto-decompression mechanism
KFX700	04-09	HC20361S	Stage 1 cam: More bottom end and no top-end loss with improved acceleration: Uses stock valve springs and rockers: Dual cam engine: Intake and exhaust cams sold as a set: Uses stock auto-decompression mechanism

POLARIS			
MODEL	YEAR	PART #	DESCRIPTION
400 Hawkeye	11-14	HC52461	Stage 1 cam: Improved torque in the bottom 1/2 of the RPM range. Almost no loss in high RPM power: Uses stock valve springs and rockers: Single-cam engine: Supplied with decompression mechanism
		HC52472	Stage 2 cam: Improved peak torque and increased mid-range to top-end horsepower with no loss on low-end torque: Uses stock valve springs and rockers: Single-cam engine: Supplied with decompression mechanism
400 Ranger	10-14	HC52461	Stage 1 cam: Improved torque in the bottom 1/2 of the RPM range. Almost no loss in high RPM power: Uses stock valve springs and rockers: Single-cam engine: Supplied with decompression mechanism
		HC52472	Stage 2 cam: Improved peak torque and increased mid-range to top-end horsepower with no loss on low-end torque: Uses stock valve springs and rockers: Single-cam engine: Supplied with decompression mechanism
400 Sportsman	08-14	HC52461	Stage 1 cam: Improved torque in the bottom 1/2 of the RPM range. Almost no loss in high RPM power: Uses stock valve springs and rockers: Single-cam engine: Supplied with decompression mechanism
		HC52472	Stage 2 cam: Improved peak torque and increased mid-range to top-end horsepower with no loss on low-end torque: Uses stock valve springs and rockers: Single-cam engine: Supplied with decompression mechanism
450 Sportsman	06-07	HC52461	Stage 1 cam: Improved torque in the bottom 1/2 of the RPM range. Almost no loss in high RPM power: Uses stock valve springs and rockers: Single-cam engine: Supplied with decompression mechanism
		HC52472	Stage 2 cam: Improved peak torque and increased mid-range to top-end horsepower with no loss on low-end torque: Uses stock valve springs and rockers: Single-cam engine: Supplied with decompression mechanism
500 Outlaw	06-07	HC50451IN	Stage 1 intake cam: Excellent mid-range to top-end power increase: Uses stock valve springs:
		HC50461E	Stage 1 exhaust cam: Excellent mid-range to top-end power increase: Uses stock valve springs: Uses stock decompression mechanism: Some assembly required
500 Predator	03-07	HC50451IN	Stage 1 intake cam: Excellent mid-range to top-end power increase: Uses stock valve springs:
		HC50461E	Stage 1 exhaust cam: Excellent mid-range to top-end power increase: Uses stock valve springs: Uses stock decompression mechanism: Some assembly required

Hot Cams camshafts continue on the next page.

- INDEX
- WIDE OPEN PARTS
- TIRES & WHEELS
- BRAKES
- AIR, OIL & FUEL
- BATTERY & ELECTRICAL
- ENGINE**
- BEARINGS
- BUSHINGS
- DRIVELINE
- AXLES
- BELTS
- CONTROLS
- TOOLS & CHEMICALS
- EXHAUST
- ACCESSORIES





POLARIS			
MODEL	YEAR	PART #	DESCRIPTION
500 Ranger 4x4	06-13	HC52461	Stage 1 cam: Improved torque in the bottom 1/2 of the RPM range. Almost no loss in high RPM power: Uses stock valve springs and rockers: Single-cam engine: Supplied with decompression mechanism
		HC52472	Stage 2 cam: Improved peak torque and increased mid-range to top-end horsepower with no loss on low-end torque: Uses stock valve springs and rockers: Single-cam engine: Supplied with decompression mechanism
500 Sportsman	01-13	HC52461	Stage 1 cam: Improved torque in the bottom 1/2 of the RPM range. Almost no loss in high RPM power: Uses stock valve springs and rockers: Single-cam engine: Supplied with decompression mechanism
		HC52472	Stage 2 cam: Improved peak torque and increased mid-range to top-end horsepower with no loss on low-end torque: Uses stock valve springs and rockers: Single-cam engine: Supplied with decompression mechanism
800 Ranger/Crew	11-14	HC00051	Stage 1 cam: Big horsepower gains from 2500 RPM to 5500 RPM with almost no loss on top to redline: New Polaris hydraulic lifters must be installed with this camshaft: Designed with Improved Throttle Response (I.T.R.) technology: Uses stock valve springs, pushrods, and rockers: Single-cam engine
800 RZR	08-14	HC00051	Stage 1 cam: Big horsepower gains from 2500 RPM to 5500 RPM with almost no loss on top to redline: New Polaris hydraulic lifters must be installed with this camshaft: Designed with Improved Throttle Response (I.T.R.) technology: Uses stock valve springs, pushrods, and rockers: Single-cam engine
800 RZR 4	2010	HC00051	Stage 1 cam: Big horsepower gains from 2500 RPM to 5500 RPM with almost no loss on top to redline: New Polaris hydraulic lifters must be installed with this camshaft: Designed with Improved Throttle Response (I.T.R.) technology: Uses stock valve springs, pushrods, and rockers: Single-cam engine
800 RZR S	09-14	HC00051	Stage 1 cam: Big horsepower gains from 2500 RPM to 5500 RPM with almost no loss on top to redline: New Polaris hydraulic lifters must be installed with this camshaft: Designed with Improved Throttle Response (I.T.R.) technology: Uses stock valve springs, pushrods, and rockers: Single-cam engine
800 Sportsman	05-09	HC00051	Stage 1 cam: Big horsepower gains from 2500 RPM to 5500 RPM with almost no loss on top to redline: New Polaris hydraulic lifters must be installed with this camshaft: Designed with Improved Throttle Response (I.T.R.) technology: Uses stock valve springs, pushrods, and rockers: Single-cam engine
900 Ace	17-18	HC00043	Stage 1 intake cam: Big gains from 2500 RPM to 6400 RPM. With no top end loss. Must use aftermarket heavy duty buckets when running aftermarket camshafts: Designed with Improved Throttle Response (I.T.R.) technology: Uses stock valve springs:
		HC00044	Stage 1 exhaust cam: Big gains from 2500 RPM to 6400 RPM. With no top end loss. Must use aftermarket heavy duty buckets when running aftermarket camshafts: Designed with Improved Throttle Response (I.T.R.) technology: Uses stock valve springs:
900 Ranger	13-18	HC00043	Stage 1 intake cam: Big gains from 2500 RPM to 6400 RPM. With no top end loss. Must use aftermarket heavy duty buckets when running aftermarket camshafts: Designed with Improved Throttle Response (I.T.R.) technology: Uses stock valve springs:
		HC00044	Stage 1 exhaust cam: Big gains from 2500 RPM to 6400 RPM. With no top end loss. Must use aftermarket heavy duty buckets when running aftermarket camshafts: Designed with Improved Throttle Response (I.T.R.) technology: Uses stock valve springs:
900 Ranger Crew	14-16	HC00043	Stage 1 intake cam: Big gains from 2500 RPM to 6400 RPM. With no top end loss. Must use aftermarket heavy duty buckets when running aftermarket camshafts: Designed with Improved Throttle Response (I.T.R.) technology: Uses stock valve springs:
		HC00044	Stage 1 exhaust cam: Big gains from 2500 RPM to 6400 RPM. With no top end loss. Must use aftermarket heavy duty buckets when running aftermarket camshafts: Designed with Improved Throttle Response (I.T.R.) technology: Uses stock valve springs:

Hot Cams camshafts continue on the next page.



POLARIS			
MODEL	YEAR	PART #	DESCRIPTION
900 RZR	11-14	HC52572IN	Stage 2 intake cam: Improved mid range and good top-end power gain. Must use aftermarket heavy duty buckets when running aftermarket camshafts: Designed with Improved Throttle Response (I.T.R.) technology: Uses stock valve springs
		HC52582E	Stage 2 exhaust cam: Improved mid range and good top-end power gain. Must use aftermarket heavy duty buckets when running aftermarket camshafts: Designed with Improved Throttle Response (I.T.R.) technology: Uses stock valve springs
900 RZR/4/S	15-19	HC00043	Stage 1 intake cam: Big gains from 2500 RPM to 6400 RPM. With no top end loss. Must use aftermarket heavy duty buckets when running aftermarket camshafts: Designed with Improved Throttle Response (I.T.R.) technology: Uses stock valve springs:
		HC00044	Stage 1 exhaust cam: Big gains from 2500 RPM to 6400 RPM. With no top end loss. Must use aftermarket heavy duty buckets when running aftermarket camshafts: Designed with Improved Throttle Response (I.T.R.) technology: Uses stock valve springs:
1000 Ranger XP	2018	HC00043	Stage 1 intake cam: Big gains from 2500 RPM to 6400 RPM. With no top end loss. Must use aftermarket heavy duty buckets when running aftermarket camshafts: Designed with Improved Throttle Response (I.T.R.) technology: Uses stock valve springs:
		HC00044	Stage 1 exhaust cam: Big gains from 2500 RPM to 6400 RPM. With no top end loss. Must use aftermarket heavy duty buckets when running aftermarket camshafts: Designed with Improved Throttle Response (I.T.R.) technology: Uses stock valve springs:
1000 Ranger XP Crew	17-19	HC00043	Stage 1 intake cam: Big gains from 2500 RPM to 6400 RPM. With no top end loss. Must use aftermarket heavy duty buckets when running aftermarket camshafts: Designed with Improved Throttle Response (I.T.R.) technology: Uses stock valve springs:
		HC00044	Stage 1 exhaust cam: Big gains from 2500 RPM to 6400 RPM. With no top end loss. Must use aftermarket heavy duty buckets when running aftermarket camshafts: Designed with Improved Throttle Response (I.T.R.) technology: Uses stock valve springs:
1000 RZR XP	2014	HC52741IN	Stage 1 intake cam: Excellent bottom-end and mid-range increase. Must use aftermarket heavy duty buckets when running aftermarket camshafts: Designed with Improved Throttle Response (I.T.R.) technology: Uses stock valve springs
		HC52751E	Stage 1 exhaust cam: Excellent bottom-end and mid-range increase. Must use aftermarket heavy duty buckets when running aftermarket camshafts: Designed with Improved Throttle Response (I.T.R.) technology: Uses stock valve springs
		HC52762IN	Stage 2 intake cam: Excellent midrange to top end increase. Must use aftermarket heavy duty buckets when running aftermarket camshafts: Designed with Improved Throttle Response (I.T.R.) technology: Uses stock valve springs
		HC52772E	Stage 2 exhaust cam: Excellent midrange to top end increase. Must use aftermarket heavy duty buckets when running aftermarket camshafts: Designed with Improved Throttle Response (I.T.R.) technology: Uses stock valve springs
1000 RZR XP	15-20	HC00049	Stage 2 intake cam: Increased power throughout the entire RPM range with the biggest gains from 5,000 to 7,000 rpm and better over-rev from 7,500 to 9,000 rpm. Must use aftermarket heavy duty buckets when running aftermarket camshafts: Designed with Improved Throttle Response (I.T.R.) technology: Uses stock valve springs
		HC00050	Stage 2 exhaust cam: Increased power throughout the entire RPM range with the biggest gains from 5,000 to 7,000 rpm and better over-rev from 7,500 to 9,000 rpm. Must use aftermarket heavy duty buckets when running aftermarket camshafts: Designed with Improved Throttle Response (I.T.R.) technology: Uses stock valve springs

INDEX

WIDE OPEN PARTS

TIRES & WHEELS

BRAKES

AIR, OIL & FUEL

BATTERY & ELECTRICAL

ENGINE

BEARINGS

BUSHINGS

DRIVELINE

AXLES

BELTS

CONTROLS

TOOLS & CHEMICALS

EXHAUST

ACCESSORIES



Hot Cams camshafts continue on the next page.



POLARIS			
MODEL	YEAR	PART #	DESCRIPTION
1000 RZR XP 4	15-19	HC00049	Stage 2 intake cam: Increased power throughout the entire RPM range with the biggest gains from 5,000 to 7,000 rpm and better over-rev from 7,500 to 9,000 rpm. Must use aftermarket heavy duty buckets when running aftermarket camshafts: Designed with Improved Throttle Response (I.T.R.) technology: Uses stock valve springs
		HC00050	Stage 2 exhaust cam: Increased power throughout the entire RPM range with the biggest gains from 5,000 to 7,000 rpm and better over-rev from 7,500 to 9,000 rpm. Must use aftermarket heavy duty buckets when running aftermarket camshafts: Designed with Improved Throttle Response (I.T.R.) technology: Uses stock valve springs
1000 RZR RS1	18-19	HC00049	Stage 2 intake cam: Increased power throughout the entire RPM range with the biggest gains from 5,000 to 7,000 rpm and better over-rev from 7,500 to 9,000 rpm. Must use aftermarket heavy duty buckets when running aftermarket camshafts: Designed with Improved Throttle Response (I.T.R.) technology: Uses stock valve springs
		HC00050	Stage 2 exhaust cam: Increased power throughout the entire RPM range with the biggest gains from 5,000 to 7,000 rpm and better over-rev from 7,500 to 9,000 rpm. Must use aftermarket heavy duty buckets when running aftermarket camshafts: Designed with Improved Throttle Response (I.T.R.) technology: Uses stock valve springs

SUZUKI			
MODEL	YEAR	PART #	DESCRIPTION
LTF185 Quadrunner	84-87	HC20661	Stage 1 cam: Excellent top-end increase with great mid-range gains: Uses stock valve springs and rockers: Single-cam engine
LT230E	87-93	HC20661	Stage 1 cam: Excellent top-end increase with great mid-range gains: Uses stock valve springs and rockers: Single-cam engine
LT230G	85-86	HC20661	Stage 1 cam: Excellent top-end increase with great mid-range gains: Uses stock valve springs and rockers: Single-cam engine
LT-4WD 250 Quadrunner	87-98	HC20661	Stage 1 cam: Excellent top-end increase with great mid-range gains: Uses stock valve springs and rockers: Single-cam engine
LTF250 Quadrunner	88-02	HC20661	Stage 1 cam: Excellent top-end increase with great mid-range gains: Uses stock valve springs and rockers: Single-cam engine
LTF250 Ozark	02-14	HC20661	Stage 1 cam: Excellent top-end increase with great mid-range gains: Uses stock valve springs and rockers: Single-cam engine
LTZ250	04-09	HC20661	Stage 1 cam: Excellent top-end increase with great mid-range gains: Uses stock valve springs and rockers: Single-cam engine
LTZ400	03-14	HC22491IN	Stage 1 intake cam: Increased low-end and mid-range power than OEM with no loss on the top-end: For best results it should be used with the #2250-1E exhaust cam: If installed in anything other than DRZ400 you must install DRZ400 valve springs: : Off-road competition use only
		HC22501E	Stage 1 exhaust cam: Increased low-end and mid-range power than OEM with no loss on the top-end: For best results it should be used with the #2249-1IN intake cam: If installed in anything other than DRZ400 you must install DRZ400 valve springs: Off-road competition use only: Supplied with decompression mechanism
		HC22512IN	Stage 2 intake cam: Increased mid-range and top-end power than OEM with no loss on the bottom-end: For best results it should be used with the #2252-2E exhaust cam: If installed in anything other than DRZ400 you must install DRZ400 valve springs: Off-road competition use only
		HC22522E	Stage 2 exhaust cam: Increased mid-range and top-end power than OEM with no loss on the bottom-end: For best results it should be used with the #2251-2IN intake cam: If installed in anything other than DRZ400 you must install DRZ400 valve springs: Off-road competition use only: Supplied with decompression mechanism
LTR450	06-09	HC20721IN	Stage 1 intake cam: Excellent mid-range and top-end gains with better over rev than stock: Uses stock valve springs: Dual-cam engine:
		HC20731E	Stage 1 exhaust cam: Excellent mid-range and top-end gains with better over rev than stock: Uses stock valve springs: Dual-cam engine: Uses stock auto-decompression mechanism

Hot Cams camshafts continue on the next page.



SUZUKI			
MODEL	YEAR	PART #	DESCRIPTION
LTV700F Twin Peaks	04-05	HC20361S	Stage 1 cam: More bottom end and no top-end loss with improved acceleration: Uses stock valve springs and rockers: Dual cam engine: Intake and exhaust cams sold as a set: Uses stock auto-decompression mechanism

YAMAHA			
MODEL	YEAR	PART #	DESCRIPTION
YFM350FW Big Bear	87-99	HC40171	Stage 1 cam: Excellent mid-range and top-end gains compared to OEM: Uses stock valve springs and rockers: Single-cam engine
YFM350 Bruin	04-06	HC40171	Stage 1 cam: Excellent mid-range and top-end gains compared to OEM: Uses stock valve springs and rockers: Single-cam engine
YFM350FX Wolverine	95-05	HC40171	Stage 1 cam: Excellent mid-range and top-end gains compared to OEM: Uses stock valve springs and rockers: Single-cam engine
YFM350 Raptor	04-06	HC40171	Stage 1 cam: Excellent mid-range and top-end gains compared to OEM: Uses stock valve springs and rockers: Single-cam engine
		HC40492	Stage 2 cam: Excellent mid-range and top-end power increase: Designed specific lly for the Hot Rods stroker crank and piston kit 4143 and 23616A: Uses stock valve springs and rockers: Single-cam engine
YFM350 Raptor	07-13	HC41141	Stage 1 cam: Excellent mid-range and top-end increase: Uses stock valve springs and rockers: Single-cam engine
		HC41152	Stage 2 cam: Excellent mid-range and top-end increase. Designed specifically for use with the Hot Rods stroker crank 4143 and piston kit 23616A: Uses stock valve springs and rockers: Single-cam engine
YFM350 Warrior	87-04	HC40171	Stage 1 cam: Excellent mid-range and top-end gains compared to OEM: Uses stock valve springs and rockers: Single-cam engine
		HC40492	Stage 2 cam: Excellent mid-range and top-end power increase: Designed specific lly for the Hot Rods stroker crank and piston kit 4143 and 23616A: Uses stock valve springs and rockers: Single-cam engine
YFM400 Kodiak	93-99	HC40171	Stage 1 cam: Excellent mid-range and top-end gains compared to OEM: Uses stock valve springs and rockers: Single-cam engine
YFM400 Big Bear	00-06	HC40171	Stage 1 cam: Excellent mid-range and top-end gains compared to OEM: Uses stock valve springs and rockers: Single-cam engine
YFZ450	04-09	HC40231IN	Stage 2 intake cam: Excellent top-end power increase with some bottom end loss: Uses stock valve springs:
		HC40441E	Stage 2 exhaust cam: Excellent top-end power increase with some bottom end loss: Uses stock valve springs: Dual-cam engine: Includes auto-decompression mechanism
		HC40973IN	Stage 3 intake cam: Excellent top-end increase: Uses stock valve springs:
		HC40983E	Stage 3 exhaust cam: Excellent top-end increase: Uses stock valve springs: Supplied with decompression mechanism
YFZ450R	09-20	HC42861IN	Stage 1 intake cam: Low-end and mid-range power increase with minimal top-end loss: Designed with Improved Throttle Response (I.T.R.) technology: Uses stock valve springs: Dual-cam engine:
		HC42871E	Stage 1 exhaust cam: Low-end and mid-range power increase with minimal top-end loss: Designed with Improved Throttle Response (I.T.R.) technology: Uses stock valve springs: Dual-cam engine: Supplied with decompression mechanism
		HC42882IN	Stage 2 intake cam: Mid to top end RPM power increase and minimal bottom end loss: Designed with Improved Throttle Response (I.T.R.) technology: Uses stock valve springs:
		HC42892E	Stage 2 exhaust cam: Mid to top end RPM power increase and minimal bottom end loss: Designed with Improved Throttle Response (I.T.R.) technology: Uses stock valve springs: Supplied with decompression mechanism
		HC43023IN	Stage 3 intake cam: Provides the most high RPM power. These cams are best suited for higher speed riding applications and oversize engines: Designed with Improved Throttle Response (I.T.R.) technology: Uses stock valve springs:
		HC43033E	Stage 3 exhaust cam: Provides the most high RPM power. These cams are best suited for higher speed riding applications and oversize engines: Designed with Improved Throttle Response (I.T.R.) technology: Uses stock valve springs: Supplied with decompression mechanism

Hot Cams camshafts continue on the next page.

INDEX

WIDE OPEN PARTS

TIRES & WHEELS

BRAKES

AIR, OIL & FUEL

BATTERY & ELECTRICAL

ENGINE

BEARINGS

BUSHINGS

DRIVELINE

AXLES

BELTS

CONTROLS

TOOLS & CHEMICALS

EXHAUST

ACCESSORIES





YAMAHA			
MODEL	YEAR	PART #	DESCRIPTION
YFZ450X	10-11	HC42861IN	Stage 1 intake cam: Low-end and mid-range power increase with minimal top-end loss: Designed with Improved Throttle Response (I.T.R.) technology: Uses stock valve springs: Dual-cam engine:
		HC42871E	Stage 1 exhaust cam: Low-end and mid-range power increase with minimal top-end loss: Designed with Improved Throttle Response (I.T.R.) technology: Uses stock valve springs: Dual-cam engine: Supplied with decompression mechanism
		HC42882IN	Stage 2 intake cam: Mid to top end RPM power increase and minimal bottom end loss: Designed with Improved Throttle Response (I.T.R.) technology: Uses stock valve springs:
		HC42892E	Stage 2 exhaust cam: Mid to top end RPM power increase and minimal bottom end loss: Designed with Improved Throttle Response (I.T.R.) technology: Uses stock valve springs: Supplied with decompression mechanism
		HC43023IN	Stage 3 intake cam: Provides the most high RPM power. These cams are best suited for higher speed riding applications and oversize engines: Designed with Improved Throttle Response (I.T.R.) technology: Uses stock valve springs:
		HC43033E	Stage 3 exhaust cam: Provides the most high RPM power. These cams are best suited for higher speed riding applications and oversize engines: Designed with Improved Throttle Response (I.T.R.) technology: Uses stock valve springs: Supplied with decompression mechanism
YFM660 Grizzly	02-08	HC40341	Stage 1 cam: Mudbuster camshaft: Improved acceleration, more bottom-end, and no top-end loss: Must use Raptor 660 center intake valve spring, NOT included: All other valve springs stock: Single cam engine: Uses stock auto-decompression mechanism
		HC41001	Stage 1 cam: Improved acceleration, more bottom end, and no top-end loss: Uses stock valve springs and rockers: Single-cam engine: Uses stock decompression mechanism
YFM660 Raptor	01-05	HC40111	Stage 1 cam: Excellent mid-range and top-end power increase: Uses stock valve springs: Single-cam engine: Uses stock auto-decompression mechanism
		HC40052	Stage 2 cam: Improved mid-range and top-end power: Requires Hot Cams spring kit part number SKYFM660S2: Dual-cam engine: Uses stock auto-decompression mechanism
		HC40503	Stage 3 cam: Substantial mid-range and top-end gains with minor loss of low-end power: Specifically designed for Hot Rods big bore/stroker kit: Not for stock displacement: Requires Hot Cams valve spring kit part number SKYFM660S2: Single-cam engine: Uses stock auto-decompression mechanism
YXR660 Rhino	04-07	HC40341	Stage 1 cam: Mudbuster camshaft: Improved acceleration, more bottom-end, and no top-end loss: Must use Raptor 660 center intake valve spring, NOT included: All other valve springs stock: Single cam engine: Uses stock auto-decompression mechanism
		HC41001	Stage 1 cam: Improved acceleration, more bottom end, and no top-end loss: Uses stock valve springs and rockers: Single-cam engine: Uses stock decompression mechanism
YFM700 Grizzly	07-13	HC4126M	Mudbuster cam: Improved acceleration, more bottom-end, and no top-end loss: Uses stock valve springs and rockers: Single-cam engine: Uses stock decompression mechanism
		HC41271	Stage 1 cam: Excellent mid-range power increase: Uses stock valve springs and rockers: Single-cam engine: Uses stock decompression mechanism
		HC41282	Stage 2 cam: Good mid range and great top-end power gains: Uses stock valve springs and rockers: Single-cam engine: Uses stock decompression mechanism
YFM700 Raptor	06-08	HC40641	Stage 1 cam: Excellent mid-range and top-end increase: Uses stock valve springs and rockers: Single-cam engine: Uses stock decompression mechanism
		HC40652	Stage 2 cam: Excellent top-end and great over rev: Uses stock valve springs and rockers: Single-cam engine: Uses stock decompression mechanism
		HC40913	Stage 3 cam: Drastically improves top-end with over rev: Uses stock valve springs and rockers: Single-cam engine: Uses stock decompression mechanism

Hot Cams camshafts continue on the next page.

PLACE YOUR ORDER WITH US ...

BY PHONE: 1-800-367-9603 » BY FAX: 901-377-3392 » ONLINE: WWW.JMATV.COM



YAMAHA			
MODEL	YEAR	PART #	DESCRIPTION
YFM700 Raptor	09-20	HC41311	Stage 1 cam: Good midrange and top end gains: Uses stock valve springs and rockers: Single-cam engine: Uses stock decompression mechanism
		HC41322	Stage 2 cam: Excellent top end and great over rev: Uses stock valve springs and rockers: Single-cam engine: Uses stock decompression mechanism
		HC41333	Stage 3 cam: Drastically improves top-end with over rev. Almost no loss in high RPM power: Uses stock valve springs and rockers: Single-cam engine: Uses stock decompression mechanism
YXR700 Rhino	08-13	HC41292	Stage 2 cam: Good gains across the entire RPM range: Uses stock valve springs and rockers: Single-cam engine: Uses stock decompression mechanism
		HC41303	Stage 3 cam: Good mid-range and top-end gains. Performs best with modified exhaust and airbox: Uses stock valve springs and rockers: Single-cam engine: Uses stock decompression mechanism

INDEX

WIDE OPEN PARTS

TIRES & WHEELS

BRAKES

AIR, OIL & FUEL

BATTERY & ELECTRICAL

ENGINE

BEARINGS

BUSHINGS

DRIVELINE

AXLES

BELTS

CONTROLS

TOOLS & CHEMICALS

EXHAUST

ACCESSORIES



Timing Cam Chain

- Durable cam chains that can withstand high speed rotation
- Great replacement for damaged or broken cam chains



ARCTIC CAT		
MODEL	YEAR	PART #
250	99-05	CC304
300	98-05	CC408
400	02-09	CC408
DVX400	04-08	CC423
500	98-09	CC415

CAN-AM		
MODEL	YEAR	PART #
400/450 Outlander	04-20	CC451
500/570/650/800/850 Outlander	06-19	CC451*
500/570/650/800/850 Renegade	08-19	CC451*
800 Maverick Trail	18-19	CC451*
500/800 Defender	16-19	CC451*
800 Commander	11-19	CC451*

HONDA		
MODEL	YEAR	PART #
ATC70	73-85	CC282
TRX70	86-87	CC282
ATC90	71-78	CC286
TRX90	93-21	CC084
ATC110	79-85	CC288
ATC125M	84-85	CC294
ATC125M	86-87	CC298
TRX125	85-86	CC294
TRX125	87-88	CC298
ATC185	80	CC300
ATC185S	81-83	CC300
ATC200M/S/E/ES/X	81-87	CC300
TRX200SX	86-88	CC300
TRX200	84	CC300
TRX200D	90-98	CC300
ATC250ES/SX Big Red	85-87	CC410
ATC350X	85-86	CC450
TRX250	85-87	CC410
TRX250X	87-88,91-92	CC420
TRX250EX/X	01-14	CC453
TRX250 Recon	97-01	CC454
TRX250 Recon	02-20	CC453
TRX300 Fourtrax	88-00	CC420
TRX300EX/X	93-13	CC420
TRX350	86-89	CC450
TRX350 Rancher	00-06	CC453
TRX400 Foreman	95-03	CC452
TRX400 Rancher	04-07	CC453
TRX420 Rancher	07-21	CC421
TRX400EX/X	99-14	CC451
TRX400EX (Heavy Duty Chain)	99-13	CC451HD
TRX450	98-04	CC452
TRX450R	04-05	CC450
TRX450R	06-06	CC455
SXS500 Pioneer	15-21	CC421
TRX500 Foreman	05-11	CC501

HONDA		
MODEL	YEAR	PART #
TRX500 Foreman	12-19	CC421
TRX500 Rubicon	01-14	CC500
TRX500 Rubicon	15-19	CC421
SXS520 Pioneer	2021	CC421
TRX520 Foreman	20-21	CC421
TRX520 Rubicon	20-21	CC421
TRX650 Rincon	03-05	CC500
TRX680 Rincon	06-21	CC651
MUV700 Big Red	09-13	CC651
SXS700 Pioneer	14-21	CC651
SXS1000 Pioneer	16-20	TBA

KAWASAKI		
MODEL	YEAR	PART #
KLF/KLT110 Mojave	84-88	CC088
KLT160	85	CC402
KLT/KLF185	85-88	CC402
KLT200	81-84	CC190
KLF220 Bayou	88-02	CC406
KLF250 Bayou	03-11	CC406
KLT250 Prairie	82-85	CC190
KSF250 Mojave	87-03	CC458
KLF300/4x4 Bayou	86-04	CC190
KEF300 Lakota	95-03	CC190
KVF300 Prairie	99-02	CC190
KVF360 Prairie	03-12	CC418
KLF400 4x4 Bayou	91-99	CC418
KVF400 Prairie	97-01	CC418
KFX400	03-06	CC423
KFX450R	08-14	CC299
KVF650 Brute Force	05-13	CC750*
KVF650 Brute Force	05-13	CC751†
KFX700	04-09	CC750*
KFX700	04-09	CC751†
KVF750 Brute Force	05-20	CC750*
KVF750 Brute Force	05-20	CC751†
KRT750 Teryx	08-13	CC750*
KRT750 Teryx	08-13	CC751†
KRT750 Teryx4	12-13	CC750*
KRT750 Teryx4	12-13	CC751†
KRT800 Teryx	14-20	CC750*
KRT800 Teryx	14-20	CC751†
KRT800 Teryx4	14-20	CC750*
KRT800 Teryx4	14-20	CC751†

KEY

* Two (2) required

† Intermediate shaft chain

Timing cam chains continue on the next page.



POLARIS		
MODEL	YEAR	PART #
50 Predator	03, 05-06	CC502
335 Sportsman	99-00	CC550
400 Hawkeye HO	12-14	CC550
400 Ranger	10-14	CC550
400 Sportsman	01-14	CC550
425 Ranger	2004	CC550
425 Xpedition	00-02	CC550
450 Sportsman	06-07	CC550
450 Sportsman	17-20	CC555
500 Ace	17-19	CC555
500 Big Boss	99/01	CC550
500 Magnum	95-03	CC550
500 Outlaw	06-07	CC502
500 Predator	04,07	CC502
500 Ranger	04-13	CC550
500 Ranger	17-21	CC555
500 Scrambler	97-10	CC550
500 Sportsman	96-12	CC550
500 Xplorer	1997	CC550
570 Ace	16-19	CC551
570 Ranger	15-19	CC551
570 RZR	12-18	CC551
570 Sportsman	14-17	CC551
900 Ace	16-19	CC551
900 Ranger	13-19	CC551
900 RZR	11-14	CC552
900 RZR	15-20	CC551
925 RZR Turbo	16-21	CC551
925 RZR Pro XP	20-21	CC551
1000 General	16-21	CC551
1000 Ranger	17-21	CC551
1000 RZR	14-21	CC551

SUZUKI		
MODEL	YEAR	PART #
LT125	83-87	CC298
LT160E	89-92	CC298
LT-F160	91-03	CC298
ALT185	85	CC298
LT185	84-87	CC298
LT230GE	85-87	CC102
LT230S QuadSport	85-88	CC102
LT-F230	86-87	CC102
LT230E	87-93	CC102
LT250EF	85-86	CC412
LT-F250/F	88-03	CC304
LT-F250 Ozark	02-07	CC304
LT-F250 Ozark	08-14	CC250
LTZ250 QuadSport	04-09	CC250
LT4WD QuadRunner	87-98	CC304
LT250S	89-90	CC304
LT300E	87-89	CC419
LTF4WDX KingQuad	91-98	CC408
LT-F300 King Quad	99-02	CC408
LTA/F400 Eiger	02-09	CC408
LTA400 King Quad	08-20	CC408
LTA400	03-12	CC422
LTR450	06-09	CC299
LTA450X King Quad	07-10	CC415
LTF500 Quad Runner	98-02	CC415
LTA/F500 Vinson	02-07	CC415
LTA500X King Quad	09-20	CC415
LTA700 King Quad	05-09	CC752
LTA750 King Quad	09-20	CC752

YAMAHA		
MODEL	YEAR	PART #
YFM50 Raptor	02-08	CC282
YFM80 Raptor	02-08	CC282
YFM80 Moto-4	85-02	CC282
YFM80 Grizzly	05-08	CC282
YFM100 Champ	87-91	CC282
YFA1 Breeze	89-04	CC292
YFM125	04-13	CC292
YTM200 Tri-Moto	83-85	CC304
YFM200 Moto-4	85-89	CC304
BW200	85-88	CC304
YTM225 Tri-Moto	83-86	CC304
YFM225 Moto 4	86-88	CC304
YFU1 Pro Hauler	1989	CC192
YFM250 Moto 4	89-91	CC304
YFB250 Timberwolf	92-00	CC304
YFM250 Bear Traker	99-04	CC304
YFM250 Bruin	05-06	CC304
YFM250 Big Bear	07-09	CC304
YFM250R Raptor	08-13	CC251
YFM350 Moto-4	87-96	CC290
YFM350X Warrior	87-04	CC290
YFM350R Raptor	04-13	CC290
YFM350FW Big Bear	87-99	CC290
YFM350SE	1997	CC290
YFM350 Bruin	04-06	CC293
YFM350 Grizzly	07-13	CC293
YFM35FX Wolverine	95-05	CC290
YFM350FX Wolverine	06-09	CC293
YFM400 Big Bear	00-12	CC192
YFM400FW Kodiak	93-99	CC192
YFM400 Kodiak	00-01	CC297
YFM400/450 Kodiak	02-06	CC295
YFM450 Kodiak	18-21	CC295
YFM400/450 Grizzly	07-14	CC295
YXR450 Rhino	06-09	CC295
YFM450 Wolverine	05-10	CC295
YFZ450	04-13	CC296
YFM550 Grizzly	09-14	CC287
YFM600FW Grizzly	98-01	CC291
YFM660 Raptor	01-05	CC307
YFM660 Grizzly	02-08	CC299
YXR660 Rhino	04-07	CC299
YFM700 Raptor	06-20	CC287
YFM700 Grizzly	07-15	CC287
YFM700 Grizzly	16-18	TBA
YFM700 Grizzly	19-21	CC287
YFM700 Kodiak	16-18	TBA
YFM700 Kodiak	19-21	CC287
YXR700 Rhino	08-13	CC287
YXM700 Viking	14-21	CC287
YXE700 Wolverine	16-18	TBA
YXE850 Wolverine	18-21	TBA
YXE1000 Wolverine	2021	TBA



- INDEX
- WIDE OPEN PARTS
- TIRES & WHEELS
- BRAKES
- AIR, OIL & FUEL
- BATTERY & ELECTRICAL
- ENGINE**
- BEARINGS
- BUSHINGS
- DRIVELINE
- AXLES
- BELTS
- CONTROLS
- TOOLS & CHEMICALS
- EXHAUST
- ACCESSORIES



Cam Chain / Roller Chain

HONDA

MODEL	YEAR	PART #
ATC185S	80-83	CH25H100
ATC200	81-83	CH25H100
ATC200E	82-83	CH25H100
ATC200ES	1984	CH25H100
ATC200M	84-86	CH25H100
ATC200S	84-86	CH25H100
ATC200X	83-87	CH25H100
TRX200	84-91	CH25H100
TRX200D	91-97	CH25H100
TRX200SX	86-88	CH25H100

POLARIS

MODEL	YEAR	PART #
335 Sportsman 4x4	2000	CH0042
400 Hawkeye HO	11-14	CH0042
400 Ranger	10-14	CH0042
400 Sportsman	01-02	CH0042
400 Sportsman HO	10-14	CH0042
425 Xpedition	00-02	CH0042
450 Sportsman	06-07	CH0042
500 Magnum 4x4	00-02	CH0042
500 Ranger	06-07	CH0042
500 Scrambler 2x4	01-08	CH0042
500 Scrambler 4x4	98-12	CH0042
500 Sportsman	00-13	CH0042
500 Sportsman HO	01-13	CH0042
500 Worker	01-02	CH0042
850 Scrambler	13-19	CH0116
850 Sportsman	13-19	CH0116
1000 Scrambler	15-18	CH0116
1000 Sportsman	15-19	CH0116

SUZUKI

MODEL	YEAR	PART #
ALT125	83-85	CH25SH098
LT125 QuadRunner	83-87	CH25SH098
LT160 QuadRunner	89-04	CH25SH098
LT185 QuadRunner	84-87	CH25SH098
LT250S QuadSport	89-90	CH25SH104
LT4WD250 QuadRunner	87-98	CH25SH104
LTF250F QuadRunner 4x4	99-02	CH25SH104
LTF250 QuadRunner 2x4	03-09	CH25SH104

YAMAHA

MODEL	YEAR	PART #
YFM50 Raptor	02-08	CH25H082
YFM80 (All)	87-08	CH25H082
YFM100 Champ	87-91	CH25H082
YTM200	83-85	CH25SH104
YTM225 Tri-Moto	83-86	CH25SH104
YFM250 Moto-4	85-86	CH25SH104
YFB250 Timberwolf 2x4	92-99	CH25SH104
YFM250 Beartracker	99-04	CH25SH104
YFM350 Moto-4	97-91	CH25SH104
YFM350 Raptor	04-13	CH219090
YFM350X Warrior	87-04	CH219090



Cam Chain Cam Sprocket



HONDA

MODEL	YEAR	PART #
ATC90	70-78	CM332
ATC110	79-85	CM332
ATC125M	84-85	CM332
TRX125	85-86	CM332
ATC185/S	80-83	CM334
ATC200/X/S/M	81-85	CM334
ATC200E/ES Big Red	82-84	CM334
ATC250SX	85-87	CM336
ATC250ES Big Red	85-87	CM336
TRX250X	87-92	CM339
TRX300	88-98	CM337
TRX300EX/X	93-09	CM339
TRX400EX/X	99-12	CM339

Cam Chain Crank Sprocket



HONDA

MODEL	YEAR	PART #
ATC185/S	80-83	CM330
ATC200/X/S/M	81-85	CM330
ATC200E/ES Big Red	82-84	CM330
ATC250ES (UP TO 5152950)	1985	CM332
ATC250SX (UP TO 5153071)	1985	CM332
TRX250 (UP TO 5033116)	1985	CM332

Cam Chain Tensioner and Guide

HONDA			
MODEL	YEAR	TENSIONER #	GUIDE PART #
ATC185/S	80-83	CM2130	CM2120
ATC200/X/S/M	81-85	CM2130	CM2120
ATC200E/ES Big Red	82-84	CM2130	CM2120
XR200R	81-83	CM2130	CM2120



POLARIS			
MODEL	YEAR	TENSIONER #	DESCRIPTION
450 Sportsman HO	2016	CM0063	Cam chain tensioner conversion kit. This kit converts the Polaris OEM hydraulic cam chain tensioner to a mechanical automatic cam chain tensioner. Eliminates both the fear of jumping cam timing and excessive top end noise notorious in the Polaris 570/900/1000 engines. Completely automatic tensioner that requires no adjustments!
570 Ace	15-19	CM0063	Cam chain tensioner conversion kit. This kit converts the Polaris OEM hydraulic cam chain tensioner to a mechanical automatic cam chain tensioner. Eliminates both the fear of jumping cam timing and excessive top end noise notorious in the Polaris 570/900/1000 engines. Completely automatic tensioner that requires no adjustments!
570 Ranger/Crew	14-19	CM0063	Cam chain tensioner conversion kit. This kit converts the Polaris OEM hydraulic cam chain tensioner to a mechanical automatic cam chain tensioner. Eliminates both the fear of jumping cam timing and excessive top end noise notorious in the Polaris 570/900/1000 engines. Completely automatic tensioner that requires no adjustments!
570 RZR	12-19	CM0063	Cam chain tensioner conversion kit. This kit converts the Polaris OEM hydraulic cam chain tensioner to a mechanical automatic cam chain tensioner. Eliminates both the fear of jumping cam timing and excessive top end noise notorious in the Polaris 570/900/1000 engines. Completely automatic tensioner that requires no adjustments!
570 Sportsman	14-17	CM0063	Cam chain tensioner conversion kit. This kit converts the Polaris OEM hydraulic cam chain tensioner to a mechanical automatic cam chain tensioner. Eliminates both the fear of jumping cam timing and excessive top end noise notorious in the Polaris 570/900/1000 engines. Completely automatic tensioner that requires no adjustments!
900 Ranger	13-16	CM0063	Cam chain tensioner conversion kit. This kit converts the Polaris OEM hydraulic cam chain tensioner to a mechanical automatic cam chain tensioner. Eliminates both the fear of jumping cam timing and excessive top end noise notorious in the Polaris 570/900/1000 engines. Completely automatic tensioner that requires no adjustments!
900 Ranger Crew	14-16	CM0063	Cam chain tensioner conversion kit. This kit converts the Polaris OEM hydraulic cam chain tensioner to a mechanical automatic cam chain tensioner. Eliminates both the fear of jumping cam timing and excessive top end noise notorious in the Polaris 570/900/1000 engines. Completely automatic tensioner that requires no adjustments!
900 RZR/4/S	11-16	CM0063	Cam chain tensioner conversion kit. This kit converts the Polaris OEM hydraulic cam chain tensioner to a mechanical automatic cam chain tensioner. Eliminates both the fear of jumping cam timing and excessive top end noise notorious in the Polaris 570/900/1000 engines. Completely automatic tensioner that requires no adjustments!
1000 General	2016	CM0063	Cam chain tensioner conversion kit. This kit converts the Polaris OEM hydraulic cam chain tensioner to a mechanical automatic cam chain tensioner. Eliminates both the fear of jumping cam timing and excessive top end noise notorious in the Polaris 570/900/1000 engines. Completely automatic tensioner that requires no adjustments!
1000 RZR/4/S	14-18	CM0063	Cam chain tensioner conversion kit. This kit converts the Polaris OEM hydraulic cam chain tensioner to a mechanical automatic cam chain tensioner. Eliminates both the fear of jumping cam timing and excessive top end noise notorious in the Polaris 570/900/1000 engines. Completely automatic tensioner that requires no adjustments!



INDEX

WIDE OPEN PARTS

TIRES & WHEELS

BRAKES

AIR, OIL & FUEL

BATTERY & ELECTRICAL

ENGINE

BEARINGS

BUSHINGS

DRIVELINE

AXLES

BELTS

CONTROLS

TOOLS & CHEMICALS

EXHAUST

ACCESSORIES

TRANSMISSION REVERSE CHAIN

Transmission Reverse Chain



POLARIS			
MODEL	YEAR	TRANSAXLE-TRANSMISSION REAR DRIVE CHAIN	TRANSMISSION-TRANSAXLE REVERSE CHAIN
250 Xplorer	00-02		RC8004A
300 2x4	94-95		RC8004A
300 4x4	94-95		RC8004A
300 Xplorer	96-99		RC8004A
300 Xpress	96-99		RC8004A
325 Ace	14-16		RC8001A
325 Hawkeye	2015	25-8005	RC8002A
325 Magnum	00-02		RC8004A
325 Ranger ETX	15-16		RC8001A
325 Sportsman ETX	2015	25-8005	RC8002A
330 Magnum	03-05		RC8004A
335 Sportsman	99-00		RC8004A
400L	94-95		RC8004A
400 Hawkeye HO	11-14	25-8005	RC8002A
400 Ranger	10-14	25-8005	RC8002A
400 Scrambler	98-02		RC8004A
400 Sportsman	94-03		RC8004A
400 Sportsman	04-05	25-8005	RC8004A
400 Sportsman HO	11-14	25-8005	RC8002A
400 Xplorer	95-02		RC8004A
400 Xpress	96-97		RC8004A
425 Magnum	95-98		RC8004A
450 Sportsman	06-07	25-8005	RC8004A
450 Sportsman HO	16-20	25-8005	RC8002A
500 Ace	17-19		RC8001A
500 Magnum	00-03		RC8004A
500 Ranger 2x4	05-09		RC8004A
500 Ranger 4x4	99-04		RC8004A
500 Ranger 4x4 Crew	11-13	25-8005	RC8002A
500 Ranger 4x4 EFI	06-09		RC8004A
500 Ranger 4x4 EFI	2010	25-8003	RC8002A
500 Ranger 4x4 EFI	11-13	25-8005	RC8002A
500 Ranger	17-20		RC8001A
500 Ranger ETX	2017		RC8001A
500 Ranger 6x6	99-04		RC8004A
500 Scrambler 4x4	98-09		RC8004A
500 Sportsman	96-00		RC8004A
500 Sportsman 4x4 HO	01-03		RC8004A
500 Sportsman 4x4 HO	05-10	25-8005	RC8004A
500 Sportsman 4x4 HO	11-13	25-8005	RC8002A
500 Worker	98-01		RC8004A
500 Xplorer	1997		RC8004A
550 Sportsman	11-14		RC8001A
570 Ace	15-19		RC8001A
570 Ranger	14-20		RC8001A
570 RZR	12-20		RC8001A
570 Sportsman	14-20	25-8005	RC8002A
600 Sportsman	03-05		RC8004A
700 Ranger	2005		RC8004A
700 Ranger	2009		RC8002A

Transmission Reverse Chains continue on the next page.



POLARIS			
MODEL	YEAR	TRANSAXLE-TRANSMISSION REAR DRIVE CHAIN	TRANSMISSION-TRANSAXLE REVERSE CHAIN
700 Sportsman	03-07		RC8004A
800 Ranger	10-14	25-8003	RC8002A
800 Sportsman	05-10		RC8004A
800 Sportsman	11-14	25-8003	RC8002A
850 Scrambler	13-20		RC8001A
850 Sportsman	09-20		RC8001A
900 Ace	16-19		RC8001A
900 Ranger	13-19		RC8001A
900 Ranger Diesel	11-14		RC8001A
900 RZR	11-20		RC8001A
1000 General	16-20		RC8001A
1000 Ranger	17-19		RC8001A
1000 Ranger Diesel	15-18		RC8001A
1000 RZR XP	14-19		RC8001A
1000 RZR XP	2020		RC8000A
1000 RZR XP 4	14-20		RC8001A
1000 RZR S	16-20		RC8001A
1000 RZR S4	19-20		RC8001A
1000 RZR XP High Lifter	2016		RC8001A
1000 RZR XP High Lifter	17-20		RC8000A
1000 RZR XP 4 High Lifter	17-19		RC8000A
1000 RZR XP 4 High Lifter	2020		RC8001A
1000 RZR XP Trails & Rocks	17-20		RC8000A
1000 Scrambler	14-18		RC8001A
1000 Sportsman	15-20		RC8001A



INDEX

WIDE OPEN PARTS

TIRES & WHEELS

BRAKES

AIR, OIL & FUEL

BATTERY & ELECTRICAL

ENGINE

BEARINGS

BUSHINGS

DRIVELINE

AXLES

BELTS

CONTROLS

TOOLS & CHEMICALS

EXHAUST

ACCESSORIES



Cylinder Sleeves by L.A. Sleeve

L.A. Sleeve produces centrifugally spun-cast chrome-moly iron alloy cylinder sleeves. This combination insures ease of installation, longer engine life, and trouble-free boring.



ARCTIC CAT

MODEL	YEAR	PART #
50 2x4	04-05	FL5492
90 DVX/Auto/Alterra	06-21	FL5615
150 DVX	09-19	FL5409
250 4x4, 2x4	99-05	FL5019
250 DVX 2X4	06-09	FL5613
300 4x4, 2x4	98-05	FL5136
300 Alterra	17-21	FL5543
300 DVX	09-19	FL5543
350 4x4	11-12	FL5670
366 4X4	08-11	FL5670
375 4x4, 2x4	2002	FL5503
400 4x4, 2x4	98-02	FL5364
400 4x4, 2x4	03-08	FL5512
400 TRV	09-14	FL5670
400 Core	13-15	FL5670
400 Alterra	16-17	FL5670
DVX400	04-08	FL5430
DVX 400 440 Big Bore	04-08	FL5430B
450 XC	11-18	FL5766
450 Alterra	2016	FL5766
450 Core	13-15	FL5766
450i	11-12	FL5766
454 BearCat 4x4, 2X4(97-98)	96-98	FL5326
500 4x4, 500 4x4 Auto	98-09	FL5370
500 H1	13-17	FL5766
500 XT	13-17	FL5766
500 Alterra	16-17	FL5766
500 Prowler	14-17	FL5766
550 Prowler	09-15	FL5328
550 H1	09-15	FL5328
650 V2 Twin	04-06	FL5559
650 H1 4x4,	07-11	FL5612
650 Prowler	06-09	FL5612
700 Alterra	16-21	FL5595
700 EFI 4x4	06-13	FL5595
700 Mud Pro	09-17	FL5595
700 Prowler	08-17	FL5595
700 Wildcat	14-19	FL5792
800 Stampede	18-20	FL5792
1000 Prowler XTZ	09-17	FL5413
1000 H2 / Thundercat	09-17	FL5413
1000 Wildcat	13-14	FL5413
1000 XT/ Alterra	13-17	FL5413
1000 Havoc	18-20	FL5413
1000 Wildcat XX	18-21	YA5810

CAN-AM

MODEL	YEAR	PART #
DS90	02-05	FL5615
DS90	06-07	FL5616
DS90	08-17	FL5696
Rally 200	04-07	FL5617
DS250	06-17	FL5618
330 Outlander	03-05	FL5620
400 Outlander	05-15	FL5619
DS450	08-15	FL5672
450 Outlander	14-21	FL5788

CAN-AM

MODEL	YEAR	PART #
500 Defender	17-20	FL5788
500 Outlander/Renegade	07-15	FL5673
570 Outlander / Renegade	16-21	FL5789
DS650	thru-07	FL5467
650 Outlander	06-21	FL5620
800 Outlander/Renegade	06-15	FL5619
800 Commander	11-20	FL5619
800 Defender	16-20	FL5619
850 Outlander / Renegade	16-21	FL5790
900 Maverick X3	17-21	FL5809
900 Maverick X3	17-21	FL5809SF
(Siamese flange end		
900 Maverick X3	17-21	FL5809DF
(Siamese flange center		
1000 Outlander / Renegade	12-21	FL5575
1000 Commander	11-20	FL5575
1000 Maverick	13-20	FL5575
1000 Defender	16-20	FL5575

HONDA

MODEL	YEAR	PART #
ATC70	78-85	H100
TRX70 FourTrax	86-87	H100
TRX90R/EX/X	93-21	H5229
ATC110	79-85	H102
ATC125M	84-85	H840
ATC125M	86-87	H987
TRX125	85-86	H840
TRX125M	87-88	H987
ATC185	80-83	H3
ATC200 E/ES/S/M	82-86	H103
ATC200X, TR200 Fat Cat	86-87	H989
TRX200	84	H103
TRX200	90-91	H989
TRX200/D	91-97	H989
TRX200SX	86-88	H989
ATC250 ES/SX	85-87	H5028
TRX250 Recon	97-20	H5366
TRX250EX SportTrax	01-20	H5560
ATC250R	81-84	H106*
ATC250R	85-86	H845*
TRX250R	86	H845*
ATC295R Big Bore, TRX295R	85-86	H845B**
TRX250R	87-89	H5032*
TRX295R Big Bore	87-89	H5032B**
TRX250X	87-88,91-92	H5028
FL250	77-84	H91
TRX300, TRX300EX	88-09	H5062
ATC350X, TRX350	85-89	H952
TRX350 Rancher	00-06	H5443
FL350 Odyssey	85-86	H896
FL400R Pilot	89-92	H5088

KEY
 * Add an "H" to end of part# for heavy O.D. to repair broken cylinder skirt.
 ** Head modification required

Cylinder sleeves continue on the next page.





HONDA		
MODEL	YEAR	PART #
TRX400 Foreman	95-04	H5286
TRX400EX	99-14	H5293
TRX400EX Overbore 440	99-14	H5445
TRX400 Rancher AT	04-07	H5630
TRX420 Rancher SRA	07-13	H5497
TRX420 Rancher IRS	09-18	H5497
TRX450R	04-05	H5561
TRX450R/ER	06-14	H5537
TRX450 Foreman	98-04	H5365
TRX500 Foreman	05-11	H5591
TRX500 Foreman	12-19	H5767
TRX500 Rubicon	01-14	H5504
TRX500 Rubicon	15-19	H5767
SXS500 Pioneer	15-21	H5767
TRX520 Foreman	20-21	H5812
TRX520 Rubicon	20-21	H5812
SXS520 Pioneer	2021	H5812
TRX650 Rincon	03-05	H5505
TRX680 Rincon	06-21	H5621
MUV700 Big Red	09-13	H5621
TRX700XX	08-09	H5689
SXS700 Pioneer	14-21	H5621
SXS1000 Pioneer	16-21	H5800
SXS1000 Talon	19-21	H5800

KAWASAKI		
MODEL	YEAR	PART #
KFX50	03-06	FL5492
KFX80	03-06	FL5369
KFX90	07-21	KA5674
KLT110, KLT110 Mojave	84-88	KA860
KLT160	85	KA741
KLF/KLT185	85-88	KA857
KLT200	77-84	KA673
KLF220	88-02	KA5063
KLF250 Bayou	03-09	KA5506
KLT250	83-85	KA856
KSF250 Mojave	87-03	KA5018
KFX250 Mojave	04-05	KA5018
KXT250 Tecate	84-85	KA795
KXT250 Tecate	86-87	KA949
KXF250 Tecate	87-88	KA5007
KEF300 Lakota	99-03	KA986
KVF300 Prairie	99-03	KA986
KLF300 Bayou	86-05	KA986
KVF360 Prairie	03-13	KA5507
KLF400 Bayou	93-99	KA5167
KVF400 Prairie	97-02	KA5167
KFX400	03-06	FL5430
KFX450R	08-14	KA5675
KFX450R Big Bore 480	08-14	KA5675B
KVF650 Prairie	02-03	KA5508
KVF650 Brute Force	05-13	KA5676
KFX700	04-09	KA5526
KVF700 Prairie	04-09	KA5526
750 Brute Force	05-21	KA5592
750 Teryx	08-13	KA5592
KTF800 Teryx	14-21	KA5781
KRX1000 Teryx	20-21	KA5813

KTM		
MODEL	YEAR	PART #
450XC	08-09	FL5442
450SX	09	FL5638
505SX	09	FL5584
525XC	08-09	FL5437

KYMCO		
MODEL	YEAR	PART #
MXU250	04-09	FL5613
MXU300	09	FL5543
MXU500	08-09	FL5392
UXV500	09	FL5392

POLARIS		
MODEL	YEAR	PART #
90 Sportsman / Scrambler	01-06	FL5596
90 Predator	01-06	FL5596
200 Phoenix	05-21	FL5593
250 Trail Boss	86-99	FL5168
250 Trail Blazer	90-06	FL5168
250 Xplorer	00-02	FL5168
300 Hawkeye	06-07	FL5623
300 Sportsman	08-09	FL5623
300L, Xplorer, Xpress	94-99	FL5273
325 Ace	14-16	FL5791
325 Sportsman	14-16	FL5791
325 Trail Boss, Magnum, Xpedition	00-02	FL5367
330 Trail Boss, Magnum, Xpedition	03-09	FL5509
335 Sportsman 4x4	99-00	FL5367
350L Trail Boss	90-94	FL5171
400L, Xplorer, Scrambler, Sport	94-03	FL5274
400 Sportsman 4x4	08-09	FL5622
425 Magnum	95-98	FL5260
425 Xpedition	00-02	FL5260
400 Ranger	10-13	FL5260
400 Sportsman 4x4	01-05	FL5260
400 Sportsman	04-14	FL5620
450 Sportsman	06-07	FL5622
450 Outlaw	08-11	FL5442
500 Predator	03-07	FL5564
500 Outlaw	06-07	FL5564
500 Ranger	06-13	FL5368
500 Sportsman	97-13	FL5368
500 Scrambler, Magnum	97-05	FL5368
525 Outlaw	07-09	FL5437
550 Sportsman	09-14	FL5381
570 Ranger	14-21	FL5768
570 RZR	12-21	FL5768
570 Sportsman	14-21	FL5768
600 Sportsman	03-05	FL5510
700 Sportsman	02-08	FL5511
700 Ranger	07-09	FL5511
800 Sportsman	05-14	FL5594
800 RZR	08-14	FL5594
800 Ranger	08-16	FL5594
850 Sportsman / Scrambler	09-21	FL5395
900 Ranger	13-19	FL5769
900 RZR	11-20	FL5769
1000 General	16-21	FL5777

- INDEX
- WIDE OPEN PARTS
- TIRES & WHEELS
- BRAKES
- AIR, OIL & FUEL
- BATTERY & ELECTRICAL
- ENGINE
- BEARINGS
- BUSHINGS
- DRIVELINE
- AXLES
- BELTS
- CONTROLS
- TOOLS & CHEMICALS
- EXHAUST
- ACCESSORIES



Cylinder sleeves continue on the next page.



POLARIS		
MODEL	YEAR	PART #
1000 Ranger	17-21	FL5777
1000 RZR	14-21	FL5777

SUZUKI		
MODEL	YEAR	PART #
LT50	02-05	FL5492
Z50	06-09, 17	FL5624
LT80	87-08	FL5369
Z90	07-09	FL5677
ALT/LT125	82-87	FL753
LT160	89-04	FL5085
ALT/LT185	84-87	FL865
LT230	85-94	FL866
LTF250	87-09	FL5019
LT250RF	85	FL942*
LT250RG	86	FL988*
LT250RH	87	FL5020
LT250RJ, K, L, M, N Quad Racer	88-92	FL5064
LT250E/F/G	85-94	FL754
LTZ250 Ozark	04-14	FL5019
LT4WDX300, LTF300F	91-02	FL5136
LT300E Quadrunner	87-89	FL5065
LTA/F400 Eiger	02-07	FL5512
LTA/F400 King Quad	08-21	FL5512
LTZ400 QuadSport	02-14	FL5430
LTA450 King Quad	07-10	FL5678
LTR450	06-09	FL5625
LTR450 Big Bore 493cc	06-09	FL5625B
LT500R Quad Racer	87	FL5021*
LT500R Quad Racer	88-90	FL5073*
LTF500F Quadrunner	98-05	FL5370
LTA500F Quadmaster	00-05	FL5370
LT-A/F 500 Vinson/King Quad	05-21	FL5370
LTV700 Twin Peaks	04-05	KA5526
700 King Quad	05-07	FL5595
750 King Quad	09-21	FL5374

YAMAHA		
MODEL	YEAR	PART #
YFM50 Raptor	04-08	YA5563
YFZ50	17-21	YA5563
YFM80 All	85-08	YA941
YFM90 Grizzly/Raptor	16-21	YA5691
YFM100 Champ	87-91	YA5022
YFA125 Breeze	89-04	YA5230
YFM125 Grizzly	05-13	YA5230
YFM125 Raptor	12-13	YA5426
YTM200 Tri-Moto, YFM200 Moto 4	84-91	YA762
BW200N Big Wheel	85-90	YA762
YFS200 Blaster	88-06	YA5035*
YFS200 Blaster Big Bore	88-06	YA5035B**
YTM225 Tri-Moto, YFM225DX	84-89	YA812
YFB250 Timberwolf	90-00	YA5101
YFM250 Bear Tracker	99-07	YA5101
YFM250 Bruin	05-06	YA5101
YFM250 Big Bear	07-09	YA5101
YFM250 Raptor	08-13	YA5679
YTZ250 Tri-Z	85-89	YA879
YFM350X Warrior	87-05	YA5024
YFZ350 Banshee	87-07	YA5023*
YFZ350 Banshee Big Bore	87-07	YA5023B**
YFM350 Wolverine	95-10	YA5024
YFM350 FW Big Bear	87-99	YA5024
BW350 Big Wheel	87-88	YA5024
YFM350 Bruin	04-06	YA5024
YFM350 Raptor	05-11	YA5024
YFM350 Grizzly	07-14	YA5024
YFM400 Big Bear	00-12	YA5231
YFM400 FW Kodiak	93-99	YA5231
YFM400 Kodiak	00-06	YA5425
YFM400 Grizzly	07-08	YA5425
YFM450 Kodiak/Wolverine/Grizzly	03-14	YA5513
YFM450 Kodiak	18-21	YA5513
YFZ450	04-13	YA5495
YFZ450R	09-20	YA5627
YXR450 Rhino	06-09	YA5513
YFM550 Grizzly	09-14	YA5690
YFM600 Grizzly	98-01	YA814
YFM660 Grizzly	02-08	YA7018
YFM660 Grizzly Big Bore	02-08	YA7028
YFM660R Raptor	01-06	YA7018
YFM660 Rhino	04-08	YA7018
YFM700 Grizzly	07-15	YA5609
YFM700 Grizzly	16-18	YA5784
YFM700 Grizzly	19-21	YA5609
YFM700 Kodiak	16-18	YA5784
YFM700 Kodiak	19-21	YA5609
YFM700R Raptor	06-20	YA5609
YXR700 Rhino	08-13	YA5609
YXM700 Viking	14-21	YA7018
YXE700 Wolverine	16-18	YA5784
YXE1000 Wolverine RMAX	2021	FL5777
YXZ1000	16-21	YA5810

KEY

* Add an "H" to end of part# for heavy O.D. to repair broken cylinder skirt.

** Head modification required

PLACE YOUR ORDER WITH US ...

BY PHONE: 1-800-367-9603 » BY FAX: 901-377-3392 » ONLINE: WWW.JMATV.COM

Pro X Piston Kits & Ring Sets

PROX pistons are precision machined on the latest CNC equipment, using the same low-expansion/friction piston alloy used for all major Japanese engine manufacturers.



Wiseco Piston Kits & Ring Sets

Wiseco aluminum forged pistons are lighter and more dependable than most cast or hypereutectic pistons. Wiseco's forging process is followed by an extensive heat-treat and finishing process that assures performance and reliability.



Wiseco Top End Kits

The next level in performance. Wiseco combines the most advanced pistons on the market with a high performance top end gasket kit (and needle bearing where applicable). Everything needed to perform your rebuild the right way the first time. Kits feature Wiseco top end gasket kit, piston & rings, circlips, & pin. Cylinder sleeves not included for certain applications. We have noted the kits that include the sleeve.

Piston kit includes piston, rings, pin & circlips. Top End Kits include a piston kit & top end gaskets.



ARCTIC CAT				PISTON KIT #	RING KIT #	PISTON KIT #	RING KIT #	PISTON KIT #	RING KIT #	TOP END KIT #
MODEL	YEAR		IN MM							
250 2x4,4x4	99-05	STD.	2.598 66mm	PK420A	PR420A					
			.010 .25	PK421A	PR421A					
			.020 .50	PK422A	PR422A					
			.030 .75	PK423A	PR423A					
			.040 1.00	PK424A	PR424A					
300 2x4,4x4	99-05	STD.	.010 .25	PK171A	PR171A					
			.020 .50	PK172A	PR172A					
			.030 .75	PK173A	PR173A					
			.040 1.00	PK174A	PR174A					
400 2x4, 4x4	03-10	STD.	3.228 82mm	PK380A	PR380A					
			.010 .25	PK381A	PR381A					
			.020 .50	PK382A	PR382A					
			.030 .75	PK383A	PR383A					
			.040 1.00	PK384A	PK384A					
400 DVX 2x4	04-08	STD.	3.543 90mm					12.25:1 COMPRESSION		
			.010 .25			PK770AX PR770X	WS4713PS WS3543XR			
			.020 .50			PK771X PR771X				
			.040 1.00			PK772X PR772X				
			.080 2.00			PK774X PR774X				
		440 BigBore	STD.	.180 4.50					WS4713P8 WS3622XR	
								WS4795P18 WS3720XP		
								13.5:1 COMPRESSION		
								WS4714PS WS3543XR		
								WS4714P8 WS3622XR		
550 ATV	09-14	STD.	3.622 92mm					WS4796P18 WS3720XP		
								WS4107PS WS9200XX		
550 Prowler	09-13	STD.								
570 ATV	19-20	STD.								
650 V-Twin	04-06	STD.	3.150 80mm					11.5:1 COMPRESSION		
			.020 0.50					WS4782PS* WS3150XC*		
			.040 1.00					WS4782P2* WS3169XC*		
			.080 2.00					WS4782P4* WS3189XC*		
								WS4782P8* WS3228XC*		
650 H1 ATV/UTV	05-12	STD.	3.858 98mm					11.5:1 COMPRESSION		
								WS4099PS WS3858XS		
700 ATV/UTV	08-16	STD.	4.015 102.00					11.5:1 COMPRESSION		
								WS4008PS WS10200XS		
1000 ATV/UTV	08-19	STD.	3.622 92.00					12.5:1 HIGH COMPRESSION		
								WS40081PS* WS9200XX*		

KEY

* Two (2) piston kits or ring sets are need to complete rebuild

Piston kits and ring sets continue on the next page.

INDEX

WIDE OPEN PARTS

TIRES & WHEELS

BRAKES

AIR, OIL & FUEL

BATTERY & ELECTRICAL

ENGINE

BEARINGS

BUSHINGS

DRIVELINE

AXLES

BELTS

CONTROLS

TOOLS & CHEMICALS

EXHAUST

ACCESSORIES

PISTON KITS & RING SETS



CAN-AM				PISTON KIT #	RING KIT #	PISTON KIT #	RING KIT #	PISTON KIT #	RING KIT #	TOP END KIT #	
MODEL	YEAR		IN MM								
400 Outlander	03-13	STD.	3.582	91mm				WS40030PS	WS9100XX		
			.040	1.00					WS40030P4	WS9200XX	
			.080	2.00					WS40030P6	WS9300XX	
13:1 COMPRESSION											
			3.582	91mm				WS40031PS	WS9100XX		
			.040	1.00					WS40031P4	WS9200XX	
			.080	2.00					WS40031P6	WS9300XX	
500 Outlander	07-15	STD.	3.228	82mm			WS40028PS*	WS8200XX*			
500 Renegade	08-15		.020	.50				WS40028P2*	WS8250XX*		
			.040	1.00					WS40028P4*	WS8300XX*	
650 Outlander	06-18	STD.	3.228	82mm			WS40029PS*	WS8200XX*			
650 Renegade	18-20		.020	.50				WS40029P2*	WS8250XX*		
			.040	1.00					WS40029P4*	WS8300XX*	
800 Outlander	06-15	STD.	3.582	91mm			WS40030PS*	WS9100XX*			
800 Renegade	07-15		.040	1.00				WS40030P4*	WS9200XX*		
			.080	2.00					WS40030P8*	WS9300XX*	
800 Commander	11-21										
800 Defender	16-21										
800 Maverick Trail	18-21	STD.	3.582	91mm							
			.040	1.00							
			.080	2.00							
12.5:1 COMPRESSION											
1000 Outlander	12-21	STD.	3.582	91mm							
1000 Renegade	12-21										
1000 Commander	11-21										
1000 Defender	16-21										
1000 Maverick Trail	18-21										
11:1 COMPRESSION											
								WS40153PS*	WS9100XX*		

- INDEX
- WIDE OPEN PARTS
- TIRES & WHEELS
- BRAKES
- AIR, OIL & FUEL
- BATTERY & ELECTRICAL
- ENGINE
- BEARINGS
- BUSHINGS
- DRIVELINE
- AXLES
- BELTS
- CONTROLS
- TOOLS & CHEMICALS
- EXHAUST
- ACCESSORIES

HONDA				PISTON KIT #	RING KIT #	PISTON KIT #	RING KIT #	PISTON KIT #	RING KIT #	TOP END KIT #
MODEL	YEAR		IN MM							
ATC70	78-85	STD.	1.850	47mm	PK101	PR101				
			.010	0.25	PK102	PR102				
			.020	0.50	PK103	PR103				
ATC110	79-80	STD.	2.047	52mm	PK010A					
			.010	0.25	PK011					
			.020	0.50			PK012X			
			.030	0.75			PK013X			
ATC110	81-85	STD.	2.047	52mm	PK010A	PR010	PK010X	PR010X		
			.010	0.25	PK011					
			.020	0.50		PR012	PK012X			
			.030	0.75		PR013	PK013X	PR013X		
			.040	1.00		PR014A	PK014X	PR014X		
			.050	1.25			PK015X	PR015X		
			.060	1.50			PK016X	PR016X		
ATC125M	84-85	STD.	2.165	55mm		PR090	PK090X			
TRX125	85-86		.010	0.25		PR091				
			.020	0.50	PK092	PR092				
			.030	0.75		PR093	PK093X			
			.040	1.00			PK094X			
ATC125M	86-87	STD.	2.126	54mm		PR120				
TRX125	87-88		.010	0.25		PR121				
			.020	0.50						
			.030	0.75		PR123				
			.040	1.00						

KEY

* Two (2) piston kits or ring sets are need to complete rebuild

Piston kits and ring sets continue on the next page.



PISTON KITS & RING SETS



HONDA				PISTON KIT #	RING KIT #	PISTON KIT #	RING KIT #	PISTON KIT #	RING KIT #	TOP END KIT #		
MODEL	YEAR		IN MM									
ATC185/S	80-83	STD.	2.480	63mm		PRO20		PRO20X				
			.010	0.25		PRO21		PK021X				
			.020	0.50		PRO22			PRO22X			
			.030	0.75		PRO23		PK023X		PRO23X		
			.040	1.00	PK024	PRO24			PRO24X			
			.060	1.50		PRO26A		PK026X		PRO26X		
			.080	2.00	PK030A	PRO40A		PK030X		PRO40X	10.25:1 COMPRESSION	
			.090	2.25	PK031A	PRO41A		PK031X		PRO41X	WS4362PS WS2559XC WS4362PSK	
			.100	2.50	PK032A	PRO42A				PRO42X		
			.110	2.75	PK033A	PRO43A				PRO43X	WS4156PS WS2579XC WS4156PSK	
			.120	3.00	PK034A	PRO44A		PK034		PRO44X		
			.130	3.25	PK035A	PRO45A		PK035X		PRO45X	WS4156P2 WS2598XC WS4156P2K	
			.140	3.50						PRO46X		
											WS4156P4 WS2618XC WS4156P4K	
ATC200/M/S/ ATC200E Big Red ATC200ES Big Red TRX200 ATC200X	81-86 82-83 84 84 81-85	STD.	2.559	65mm	PK030A	PRO40A		PK030X		PRO40X	WS4362PS WS2559XC WS4362PSK	
			.010	0.25	PK031A	PRO41A		PK031X		PRO41X		
			.020	0.50	PK032A	PRO42A				PRO42X	WS4156PS WS2579XC WS4156PSK	
			.030	0.75	PK033A	PRO43A				PRO43X		
			.040	1.00	PK034A	PRO44A		PK034X		PRO44X	WS4156P2 WS2598XC WS4156P2K	
			.050	1.25	PK035A	PRO45A		PK035X		PRO45X		
			.060	1.50							WS4156P4 WS2618XC WS4156P4K	
			.080	2.00							WS4156P8 WS2638XC WS4158P8K	
											12:1 COMPRESSION	
				STD.	2.559	65mm					WS4289PS WS2559XC	
					.020	0.50					WS4289P2 WS2579XC	
					.040	1.00					WS4289P4 WS2598XC	
					.080	2.00					WS4289P8 WS2638XC	
			ATC200X TRX200SX TR200 Fat Cat	86-88 86-88 86-87	STD.	2.559	65mm	PK040A	PRO40A		PK040X	
.010	0.25	PK041A				PRO41A						
.020	0.50	PK042A				PRO42A					WS4394P2 WS2579XC	
.030	0.75	PK043A				PRO43A						
.040	1.00	PK044A				PRO44A					WS4394P4 WS2598XC	
.050	1.25	PK045A				PRO45A						
											12:1 COMPRESSION	
		.020				0.50					WS4395P2 WS2579XC	
		.040				1.00					WS4395P4 WS2598XC	
TRX200 TRX200D	90-91 90-97	STD.				2.559	65mm	PK040A	PRO40A		PK040X	
			.010	0.25	PK041A	PRO41A						
			.020	0.50	PK042A	PRO42A					WS4668P2 WS2579XC	
			.030	0.75	PK043A	PRO43A						
			.040	1.00	PK044A	PRO44A					WS4668P4 WS2598XC	
			.050	1.25	PK045A	PRO45A						
ATC250R	81-84	STD.	2.756	70mm							WS431PS WS2756CD	
			.010	0.25								WS431P1 WS2766CD
			.020	0.50								WS431P2 WS2776CD
			.030	0.75								WS431P3 WS2786CD
			.040	1.00								WS431P4 WS2795CD
			.050	1.25								WS431P5 WS2805CD
			.060	1.50								WS431P6 WS2815CD
			.080	2.00								WS431P8 WS2835CD

- INDEX
- WIDE OPEN PARTS
- TIRES & WHEELS
- BRAKES
- AIR, OIL & FUEL
- BATTERY & ELECTRICAL
- ENGINE
- BEARINGS
- BUSHINGS
- DRIVELINE
- AXLES
- BELTS
- CONTROLS
- TOOLS & CHEMICALS
- EXHAUST
- ACCESSORIES

Piston kits and ring sets continue on the next page.



PISTON KITS & RING SETS



HONDA				PISTON KIT #	RING KIT #	PISTON KIT #	RING KIT #	PISTON KIT #	RING KIT #	TOP END KIT #	
MODEL	YEAR	IN	MM								
ATC250R	85-86	STD.	2.598	66mm	PK070A	PR070	PK070X	PR070X	WS526PS	WS2598CD	WS526PSK
TRX250R	85-86		.010	0.25	PK071A	PR071	PK071X	PR071X	WS526P1	WS2608CD	WS526P1K
			.020	0.50		PR072A	PK072X	PR072X	WS526P2	WS2618CD	WS526P2K
			.030	0.75	PK073A	PR073A		PR073X	WS526P3	WS2628CD	WS526P3K
			.040	1.00		PR074A		PR074X	WS526P4	WS2638CD	WS526P4K
			.050	1.25				PR075X	WS526P5	WS2648CD	WS526P5K
			.060	1.50				PR076X	WS526P6	WS2658CD	WS526P6K
			.080	2.00					WS526P8	WS2677CD	WS526P8K
			.100	2.50					WS526P10	WS2697CD	WS526P10K
			.120	3.00					WS526P12	WS2717CD	WS526P12K
			.160	4.00					WS526P14	WS2736CD	WS526P14K
ATC250ES Big Red	85-87	STD.	2.913	74mm	PK060A	PR060A	PK060X				
ATC250SX	85-87		.010	0.25	PK061A	PR061A	PK061X	PR061X			
TRX250	84-87		.020	0.50	PK062A	PR062A					
			.030	0.75	PK063A	PR063A	PK063X	PR063X			
			.040	1.00	PK064A	PR064A	PK064X	PR064X			
			.060	1.50			PK065X	PR065X			
FL250 Odyssey	77-84	STD.	2.756	70mm					WS338PS	WS2756CD	
			.020	0.50					WS338P2	WS2776CD	
			.040	1.00					WS338P4	WS2795CD	
			.060	1.50					WS338P6	WS2815CD	
			.080	2.00					WS338P8	WS2835CD	
TRX250R	87-89	STD.	2.598	66mm	PK160A	PR070A	PK160X	PR070X	WS562PS	WS2598CD	
			.010	0.25	PK161A	PR071A	PK161X	PR071X	WS562P1	WS2608CD	
			.020	0.50	PK162A	PR072A	PK162X	PR072X	WS562P2	WS2618CD	
			.030	0.75	PK163A	PR073A	PK163X	PR073X	WS562P3	WS2628CD	
			.040	1.00	PK164A	PR074A	PK164X	PR074X	WS562P4	WS2638CD	
			.050	1.25			PK165X	PR075X	WS562P5	WS2648CD	
			.060	1.50			PK166X	PR076X	WS562P6	WS2658CD	
			.080	2.00			PK168X	PR078X	WS562P8	WS2677CD	
									12:1 COMPRESSION		
TRX250X	87-92	STD.	2.913	74mm	PK360A	PR060A	PK360X	PR360X	WS4440PS	WS2913XC	WS4440PSK
			.010	0.25	PK361A	PR061A					
			.020	0.50	PK362A	PR062A	PK362X	PR362X	WS4440P2	WS2933XC	WS4440P2K
			.030	0.75	PK363A	PR063A					
			.040	1.00	PK364A	PR064A	PK364X	PR364X	WS4440P4	WS2953XC	WS4440P4K
			.060	1.50			PK366X	PR366X	WS4440P6	WS2973XC	
			.080	2.00					WS4440P8	WS2992XC	WS4440P8K
TRX250 Recon	97-01	STD.	2.697	68.5mm	PK140A	PR140A					
			.010	0.25	PK141A	PR141A					
			.020	0.50	PK142A	PR142A					
			.030	0.75	PK143A	PR143A					
			.040	1.00	PK144A	PR144A					
									10.5:1 COMPRESSION		
TRX250 Recon	02-20	STD.	2.697	68.5mm	PK620A	PR140A			WS4935PS	WS2698XA	
TRX250EX/X	01-20		.010	0.25	PK621A	PR141A					
			.020	0.50	PK622A	PR142A			WS4935P2	WS2717XC	
			.030	0.75	PK623A	PR143A					
			.040	1.00	PK624A	PR144A			WS4935P4	WS2736XC	
									10.25:1 COMPRESSION		
TRX300 Fourtrax	88-00	STD.	2.913	74mm	PK300A	PR060A	PK300X	PR060X	WS4629PS	WS2913XC	WS4629PSK
			.010	0.25	PK301A	PR061A	PK301X	PK061X			
			.020	0.50	PK302A	PR062A	PK302X	PR062X	WS4629P2	WS2933XC	WS4629P2K
			.030	0.75	PK303A	PR063A	PK303X	PR063X			
			.040	1.00	PK304A	PR064A	PK304X	PR064X	WS4629P4	WS2953XC	WS4629P4K
			.060	1.50			PK305X	PR065X	WS4629P6	WS2973XC	WS4629P6K
			.080	2.00					WS4629P8	WS2993XC	WS4629P8K

Piston kits and ring sets continue on the next page.



PISTON KITS & RING SETS



HONDA				PISTON KIT #	RING KIT #	PISTON KIT #	RING KIT #	PISTON KIT #	RING KIT #	TOP END KIT #			
MODEL	YEAR	IN	MM										
TRX300EX/X	93-13	STD.	2.913	74mm	PK130	PR130	PK130X	PR130X	11:1 COMPRESSION		WS4574PS	WS2913XC	WS4574PSK
			.010	0.25	PK131	PR131	PK131X	PR131X					
			.020	0.50	PK132	PR132	PK132X	PR132X	WS4574P2	WS2933XC			WS4574P2K
			.040	1.00	PK134	PR134	PK134X	PR134X	WS4574P4	WS2953XC			WS4574P4K
			.060	1.50			PK135X	PR135X	WS4574P6	WS2973XC			WS4574P6K
			.080	2.00					WS4574P8	WS2992XC			WS4574P8K
Odyssey 350	85-86	STD.	3.090	78.5mm									
			.060	1.50					WS533PS	WS3150TD			
			.080	2.00					WS533P2	WS3169TD			
			.100	2.50					WS533P4	WS3189TD			
			.120	3.00					WS533P6	WS3209TD			
			.140	3.50					WS533P8	WS3228TD			
ATC350X	85-86	STD.	3.189	81mm					10.25:1 COMPRESSION		WS4393PS	WS3189XC/XG	WS4393PSK
TRX350 FourTrax	85-89	STD.	.020	0.50					WS4393P2	WS3208XC/XG			WS4393P2K
			.040	1.00					WS4393P4	WS3228XC/XG			WS4393P4K
											12:1 COMPRESSION		
			3.189	81mm					WS4396PS	WS3189XC/XG			
			.020	0.50					WS4396P2	WS3208XC/XG			
			.040	1.00					WS4396P4	WS3228XC/XG			
TRX350 Rancher	00-06	STD.	3.090	78.5mm	PK560A	PR560A	PK560X	PR560X	WS4933PS	WS7850XX			
			.010	0.25	PK561A	PR561A	PK561X	PR561X					
			.020	0.50	PK562A	PR562A	PK562X	PR562X	WS4933P2	WS7900XX			
			.030	0.75	PK563A	PR563A	PK563X	PR563X					
			.040	1.00	PK564A	PR564A	PK564X	PR564X	WS4933P4	WS7950XX			
			.060	1.50			PK565X	PR565X					
			.080	2.00			PK566X	PR566X					
FL400R Pilot	89-92	STD.	3.150	80mm					WS577PS	WS3150TD			
			.020	0.50					WS577P2	WS3169TD			
			.040	1.00					WS577P4	WS3189TD			
			.060	1.50					WS577P6	WS3209TD			
			.080	2.00					WS577P8	WS3228TD			
											8.2:1 COMPRESSION		
TRX400 Foreman	95-03	STD.	3.386	86mm	PK350A	PR350A	PK350X	PR350X	WS4669PS	WS3386XC			
			.010	0.25	PK351A	PR351A	PK351X	PR351X					
			.020	0.50	PK352A	PR352A	PK352X	PR352X					
			.030	0.75	PK353A	PR353A	PK353X	PR353X					
			.040	1.00	PK354A	PR354A	PK354X	PR354X	WS4669P4	WS3425XC			
			.060	1.50			PK355X	PR355X					
			.080	2.00			PK356X	PR356X					
TRX400AT Rancher	04-07	STD.	3.346	85mm	PK580A	PR580A							
			.010	0.25	PK581A	PR581A							
			.020	0.50	PK582A	PR582A							
			.030	0.75	PK583A	PR583A							
			.040	1.00	PK584A	PR584A							
											10:1 COMPRESSION		
TRX400EX/X	99-14	STD.	3.346	85mm	PK450A	PR450A	PK450X	PR450X	WS4606PS	WS3347XC			WS4606PSK
			.010	0.25	PK451A	PR451A	PK451X	PR451X					
			.020	0.50	PK452A	PR452A	PK452X	PR452X	WS4606P2	WS8550XX			WS4606P2K
			.030	0.75	PK453A	PR453A	PK453X	PR453X					
			.040	1.00	PK454A	PR454A	PK454X	PR454X	WS4606P4	WS3386XC			WS4606P4K
			.080	2.00					WS4606P8	WS3425XC			WS4606P8K
			.120	3.00				WS4606P12	WS3465XC			WS4606P12K	

INDEX

WIDE OPEN PARTS

TIRES & WHEELS

BRAKES

AIR, OIL & FUEL

BATTERY & ELECTRICAL

ENGINE

BEARINGS

BUSHINGS

DRIVELINE

AXLES

BELTS

CONTROLS

TOOLS & CHEMICALS

EXHAUST

ACCESSORIES

Piston kits and ring sets continue on the next page.

J&M ATV/UTV SUPPLY, INC. ... OVER 30 YEARS IN THE POWERSPORTS INDUSTRY

BY PHONE: 1-800-367-9603 » BY FAX: 901-377-3392 » ONLINE: WWW.JMATV.COM



PISTON KITS & RING SETS



HONDA				PISTON KIT #	RING KIT #	PISTON KIT #	RING KIT #	PISTON KIT #	RING KIT #	TOP END KIT #	
MODEL	YEAR	IN	MM								
TRX400EX/X	99-14	STD.	3.346	85mm					11:1 COMPRESSION		
			0.20	0.50					WS4628PS	WS3347XC	WS4628PSK
			.040	1.00					WS4628P2	WS8550XX	WS4628P2K
			.080	2.00					WS4628P4	WS3386XC	WS4628P4K
			.120	3.00					WS4628P8	WS3425XC	WS4628P8K
			.160	4.00					WS4628P12	WS3465XC	WS4628P12K
			440 BigBore	.160	4.00				WS4667PS	WS3504XC	WS4667PSK
			.160	4.00					12.5:1 COMPRESSION		
								WS4794PS	WS8900XX		
TRX420 Rancher	07-21	STD.	3.406	86.50	PK470A	PR470A	PK470X	PR470X	WS40050PS	WS8650XX	
			.010	0.25	PK471A	PR471A	PK471X	PR471X			
			.020	0.50	PK472A	PR472A	PK472X	PR472X	WS40050P2	WS8700XX	
			.030	0.75	PK473A	PR473A	PK473X	PR473X			
			.040	1.00	PK474A	PR474A	PK474X	PR474X	WS40050P4	WS8750XX	
			.060	1.50			PK476X	PR476X	WS40050P6	WS8800XX	
			.080	2.00			PK478X	PR478X	WS40050P8	WS8850XX	
								10.5:1 COMPRESSION			
TRX450R	04-05	STD.	3.701	93.97			PK710AX	PR710X	WS4848PS	WS3701XR	WS4848PSK
				93.98			PK710BX	PR710X			
				93.99			PK710CX	PR710X			
			.20	.50			PK712X	PR712X			
			.40	1.00			PK714X	PR714X			
			.080	2.00					WS4848P8	WS9600XS	WS4848P8K
									11.5:1 COMPRESSION		
						WS4849PS	WS3701XR	WS4849PSK			
						WS4849P8	WS9600XS	WS4849P8K			
						13.1:1 COMPRESSION					
						WS4851PS	WS3701XR	WS4851PSK			
						12.5:1 COMPRESSION					
						WS4889PS	WS9900XS	WS4889PSK			
TRX450R	06-15	STD.	3.777	95.96mm			PK700AX	PR700X	WS4899PS	WS9600XS	WS4899PSK
				95.97mm			PK700BX	PR700X			
				95.98mm			PK700CX	PR700X			
									13.5:1 COMPRESSION		
									WS4905PS	WS9600XS	WS4905PSK
									12.5:1 COMPRESSION		
									WS4890PS	WS10100ZS	WS4890PSK
						9.5:1 HI-COMPRESSION					
TRX450 Foreman	98-04	STD.	3.543	90mm	PK550A	PR550A	PK550X	PR550X	WS4825PS	WS9000XX	WS4825PSK
			.010	0.25	PK551A	PR551A	PK551X	PR551X			
			.020	0.50	PK552A	PR552A	PK552X	PR552X	WS4825P2	WS9050XX	WS4825P2K
			.030	0.75	PK553A	PR553A	PK553X	PR553X			
			.040	1.00	PK554A	PR554A	PK554X	PR554X	WS4825P4	WS9100XX	WS4825P4K
			.060	1.50			PK556X	PR556X	WS4825P6	WS9150XX	WS4825P6K
			.080	2.00			PK558X	PR558X	WS4825P8	WS9200XX	WS4825P8K
TRX500 Foreman	05-11	STD.	3.622	92mm	PK590A	PR590A					
TRX500 Rubicon	01-14		.010	0.25	PK591A	PR591A					
			.020	0.50	PK592A	PR592A					
			.030	0.75	PK593A	PR593A					
			.040	1.00	PK594A	PR594A					
TRX500 Foreman	12-19	STD.	3.622	92mm	PK610A	PR590A					
TRX500 Rubicon	15-19		.010	0.25	PK611A	PR591A					
SXS500 Pioneer	15-21		.020	0.50	PK612A	PR592A					
			.030	0.75	PK613A	PR593A					
			.040	1.00	PK614A	PR594A					

Piston kits and ring sets continue on the next page.



PISTON KITS & RING SETS



HONDA				PISTON KIT #	RING KIT #	PISTON KIT #	RING KIT #	PISTON KIT #	RING KIT #	TOP END KIT #
MODEL	YEAR		IN MM							
TRX650 Rincon	03-05	STD.	3.937 100.00					11:1 COMPRESSION		
TRX680 Rincon	06-21							10:1 COMPRESSION		
MUV700 Big Red	09-11	STD.	4.015 102.00					WS40066PS WS10200XS		
SXS700 Pioneer	14-21		1.00					WS40066P4 WS10300XS		
TRX700XX	08-09	STD.	4.015 102.00					10.5:1 COMPRESSION		
								WS40075PS WS10200XS		
								WS40075P4 WS10300XS		
								WS40075P8 WS10400XS		

KAWASAKI				PISTON KIT #	RING KIT #	PISTON KIT #	RING KIT #	PISTON KIT #	RING KIT #	TOP END KIT #
MODEL	YEAR		IN MM							
KFX50	03-06	STD.	1.614 41mm					WS826PS WS1614CD		WS826PSK
			.020 0.50					WS826P2 WS1634CD		WS826P2K
			.040 1.00					WS826P4 WS1654CD		WS826P4K
			.060 1.50					WS826P6 WS1674CD		
			.080 2.00					WS826P8 WS1693CD		
KFX80	03-06	STD.	1.968 50mm					WS673PS WS1969CD		WS673PSK
			.010 0.25					WS673P1 WS1979CD		WS673P1K
			.020 0.50					WS673P2 WS1988CD		WS673P2K
			.030 0.75					WS673P3 WS1998CD		
			.040 1.00					WS673P4 WS2008CD		WS673P4K
			.060 1.50					WS673P6 WS2028CD		WS673P6K
			.080 2.00					WS673P8 WS2047CD		WS673P8K
KLF220 Bayou	88-02	STD.	2.637 67mm	PK510A PR510A				9.3:1 COMPRESSION		
			.010 0.25	PK511A PR511A				WS4670PS WS2638XC		WS4670PSK
			.020 0.50	PK512A PR512A				WS4670P2 WS2658XC		WS4670P2K
			.030 0.75	PK513A PR513A						
			.040 1.00	PK514A PR514A				WS4670P4 WS2677XC		WS4670P4K
KLF250 Bayou	03-06	STD.	2.716 69mm	PK280A PR280A						
			.010 0.25	PK281A PR281A						
			.020 0.50	PK282A PR282A						
			.030 0.75	PK283A PR283A						
			.040 1.00	PK284A PR284A						
KSF250 Mojave	87-03	STD.	2.913 74mm					11.5:1 COMPRESSION		
KFX250 Mojave	04-05		.020 0.50					WS4418PS WS2913XC		
			.040 1.00					WS4418P2 WS2933XC		
								WS4418P4 WS2953XC		
KXT250 Tecate	84-85	STD.	2.756 70mm					WS439PS WS2756CD		
KXT250 Tecate KIPS A1	86-87		.010 0.25					WS439P1 WS2766CD		
			.020 0.50					WS439P2 WS2776CD		
			.030 0.75					WS439P3 WS2786CD		
			.040 1.00					WS439P4 WS2795CD		
			.050 1.25					WS439P5 WS2805CD		
			.060 1.50					WS439P6 WS2815CD		
			.080 2.00					WS439P8 WS2835CD		

KEY

* Two (2) piston kits or ring sets are need to complete rebuild

Piston kits and ring sets continue on the next page.

INDEX

WIDE OPEN PARTS

TIRES & WHEELS

BRAKES

AIR, OIL & FUEL

BATTERY & ELECTRICAL

ENGINE

BEARINGS

BUSHINGS

DRIVELINE

AXLES

BELTS

CONTROLS

TOOLS & CHEMICALS

EXHAUST

ACCESSORIES

PISTON KITS & RING SETS



- INDEX
- WIDE OPEN PARTS
- TIRES & WHEELS
- BRAKES
- AIR, OIL & FUEL
- BATTERY & ELECTRICAL
- ENGINE**
- BEARINGS
- BUSHINGS
- DRIVELINE
- AXLES
- BELTS
- CONTROLS
- TOOLS & CHEMICALS
- EXHAUST
- ACCESSORIES

KAWASAKI				PISTON KIT #	RING KIT #	PISTON KIT #	RING KIT #	PISTON KIT #	RING KIT #	TOP END KIT #	
MODEL	YEAR	IN	MM								
KXF250 Tecate 4	87-88	STD.	2.652	67.4mm					WS556PS	WS2652CD	
			.0008	0.00							
			.0012	0.01							
			.016	0.35					WS556P1	WS2668CD	
			.025	0.60					WS556P2	WS2677CD	
			.035	0.85					WS556P3	WS2687CD	
			.045	1.10					WS556P4	WS2697CD	
			.065	1.60					WS556P6	WS2717CD	
			.084	2.10					WS556P8	WS2736CD	
KLF300 Bayou	86-04	STD.	2.992	76mm	PK520A	PR520A			WS4671P5	WS2992XC	WS4671PSK
KEF300 Lakota	95-03		.010	0.25	PK521A	PR521A					
KVF300 Prairie	99-03		.020	0.50	PK522A	PR522A			WS4671P2	WS3012XC	WS4671P2K
			.030	0.75	PK523A	PR523A					
			.040	1.00	PK524A	PR524A			WS4671P4	WS3032XC	WS4671P4K
			.060	1.50					WS4671P6	WS3051XC	WS4671P6K
KLF360 Prairie	03-13	STD.	3.149	80mm	PK370A	PR370A					
			.010	0.25	PK371A	PR371A					
			.020	0.50	PK372A	PR372A					
			.030	0.75	PK373A	PR373A					
			.040	1.00	PK374A	PR374A					
KFX400	03-06	STD.	3.543	90mm			PK770AX PR770X		12.2:1 COMPRESSION		
			.040	1.00			PK774X PR774X		12.5:1 COMPRESSION		
			.080	2.00					WS4713P8	WS3622XR	
		440 BigBore	.180	4.50					WS4795P18	WS3720XP	WS4795P18K
									13.5:1 COMPRESSION		
		STD.	3.543	90mm					WS4714P5	WS3543XR	
			.080	2.00					WS4714P8	WS3622XR	
									13.5:1 COMPRESSION		
		440 BigBore	.180	4.50					WS4796P18	WS3720XP	WS4796P18K
									12.4:1 COMPRESSION		
KFX450R	08-14	STD.	3.779	96mm					WS4973P5	WS9600ZV	
		STD.	3.779	96mm					13.4:1 COMPRESSION		
									WS4974P5	WS9600ZV	
									11.:1 COMPRESSION		
KVF650 Prairie	02-03	STD.	3.150	80mm	PK650S	PR650S			WS4782P5*	WS3150XC*	
KVF650 Brute Force	05-13		.020	0.50					WS4782P2*	WS3169XC*	
			.040	1.00					WS4782P4*	WS3189XC*	
			.080	2.00					WS4782P8*	WS3228XC*	
									11.5:1 COMPRESSION		
KFX700	04-10	STD.	3.228	82mm					WS4896P5*	WS3228XC*	WS4896PSK
700 Prairie	04-06		.080	2.00					WS4896P8*	WS3307XC*	WS4896P8K
									11.5:1 COMPRESSION		
KVF750 Brute Force	05-11	STD.	3.346	85mm	PK760S	PR760S			WS4897P5*	WS3347XC*	WS4897PSK
KRF750 Teryx	08-11		.080	2.00					WS4897P8*	WS3425XC*	WS4897P8K

KEY * Two (2) piston kits or ring sets are need to complete rebuild

Piston kits and rings continue on the next page.



PISTON KITS & RING SETS



POLARIS				PISTON KIT #	RING KIT #	PISTON KIT #	RING KIT #	PISTON KIT #	RING KIT #	TOP END KIT #
MODEL	YEAR		IN MM							
90 Sportsman	01-06	STD.	2.047	52mm				WS839PS	WS2047CD	
90 Scrambler	01-03		.020	0.50				WS839P2	WS2067CD	
90 Predator	03-06		.040	1.00				WS839P4	WS2087CD	
			.060	1.50				WS839P6	WS2106CD	
10.5:1 COMPRESSION										
90 Sportsman	07-16	STD.	2.047	47mm				WS40122PS	WS1850XE	
90 Outlaw	07-16		.020	0.50				WS40122P2	WS1870XE	
			.040	1.00				WS40122P4	WS1890XE	
			.060	1.50				WS40122P6	WS1909XE	
			0.080	2.00				WS40122P8	WS1929XE	
Stock COMPRESSION										
170 RZR	09-21	STD.	2.401	61mm				WS40143PS	WS2402XA	
			.040	1.00				WS40143P4	WS2441XA	
250 ALL 2 STROKE	85-06	STD.	2.834	72mm	PK530A	PR530A		WS536PS	WS2835CD	WS536PSK
			.010	0.25	PK531A	PR531A				
			.020	0.50	PK532A	PR532A		WS536P2	WS2854CD	WS536P2K
			.030	0.75	PK533A	PR533A				
			.040	1.00	PK534A	PR534A		WS536P4	WS2874CD	WS536P4K
			.050	1.25						
			.060	1.50				WS536P6	WS2894CD	WS536P6K
			.080	2.00				WS536P8	WS2913CD	WS536P8K
300 ALL 2 STROKE	94-00	STD.	2.933	74.5mm	PK570A	PR730A		WS721PS	WS2933TD	
			.010	0.25	PK571A					
			.020	0.50	PK572A	PR732A		WS721P2	WS2953TD	
			.030	0.75	PK573A					
			.040	1.00	PK574A	PR734A		WS721P4	WS2973TD	
			.060	1.50				WS721P6	WS2992TD	
			.080	2.00				WS721P8	WS3012TD	
350L Trail Boss	90-94	STD.	3.150	80mm				WS639PS	WS3150CD	
			.020	0.50				WS639P2	WS3169CD	
			.040	1.00				WS639P4	WS3189CD	
			.060	1.50				WS639P6	WS3209CD	
			.080	2.00				WS639P8	WS3228CD	
400 ALL 2 STROKE	94-03	STD.	3.268	83mm	PK540A	PR540A		WS675PS	WS3268TD	WS675PSK
			.010	0.25	PK541A	PR541A		WS675P1	WS3278TD	WS675P1K
			.020	0.50	PK542A	PR542A		WS675P2	WS3287TD	WS675P2K
			.030	0.75	PK543A	PR543A		WS675P3	WS3297TD	
			.040	1.00	PK544A	PR544A		WS675P4	WS3307TD	WS675P4K
			.050	1.25				WS675P5	WS3317TD	
			.060	1.50				WS675P6	WS3327TD	WS675P6K
			.080	2.00				WS675P8	WS3347TD	WS675P8K
11:1 COMPRESSION										
450 Outlaw	2008	STD.	3.503	89mm				WS4941PS	WS8900ZC	
			.080	91mm				WS4941P8	WS9100ZC	
12:1 COMPRESSION										
450 Outlaw	2008	STD.	3.503	89mm				WS4942PS	WS8900zc	
				91mm				WS4994P8	WS9100zc	
10.2:1 COMPRESSION										
500 Sportsman	04-13	STD.	3.622	92mm	PK500S	PR500S		WS4677PS	WS3622XC	WS4677PSK
500 Scrambler 4x4	03-12		.020	0.50	PK502S	PR502S		WS4677P2	WS3642XC	WS4677P2K
500 Magnum 4x4	2003		.040	1.00	PK504S	PR504S		WS4677P4	WS3661XC	WS4677P4K
500 Ranger 4x4	04-13									
12.5:1 COMPRESSION										
500 Predator/Outlaw	03-07	STD.	3.905	99.2mm				WS4807PS	WS3905XK	
			.222	5.63				WS4807P22**	WS4127GF	

KEY

- * Two (2) piston kits or ring sets are need to complete rebuild
- ** Cylinder resleeving required

- INDEX
- WIDE OPEN PARTS
- TIRES & WHEELS
- BRAKES
- AIR, OIL & FUEL
- BATTERY & ELECTRICAL
- ENGINE**
- BEARINGS
- BUSHINGS
- DRIVELINE
- AXLES
- BELTS
- CONTROLS
- TOOLS & CHEMICALS
- EXHAUST
- ACCESSORIES

Piston kits and ring sets continue on the next page.



PISTON KITS & RING SETS



POLARIS				PISTON KIT #	RING KIT #	PISTON KIT #	RING KIT #	PISTON KIT #	RING KIT #	TOP END KIT #
MODEL	YEAR		IN MM							
525 Outlaw	07-11	STD.	3.740	95mm						
			.080	2.00						
		STD.	3.740	95mm						
										11:1 COMPRESSION
										WS4731P8 WS9500ZS
										WS4731P8 WS9700ZS
										12.5:1 COMPRESSION
										WS4732PS WS9500ZS
										10.2:1 COMPRESSION
570 Sportsman	14-21	STD.	3.897	99mm						WS40105PS WS3895VM
570 RZR	12-21		.020	0.50						WS40105P2 WS9950XX
570 Ranger	14-21									
570 Ace	16-19									
										10.2:1 COMPRESSION
800 Sportsman	05-14	STD.	3.149	80mm						WS4961PS* WS8000XX*
800 Ranger	10-14		3.228	82mm						WS4961P8* WS8200XX*
800 RZR	08-14									11:1 COMPRESSION
		STD.	3.149	80mm						WS4962PS* WS8000XX*
			3.228	82mm						WS4962P8* WS8200XX*
										12:1 COMPRESSION
		STD.	3.149	80mm						WS4963PS* WS8000XX*
			3.228	82mm						WS4963P8* WS8200XX*
850 Scrambler	13-21									Stock COMPRESSION
850 Sportsman	09-21	STD.	3.425	87mm						WS40106PS* WS8700XX*
										10.6:1 COMPRESSION
900 RZR XP	11-14	STD.	3.661	93mm						WS40045PS* WS9300XX*
										11:1 COMPRESSION
		STD.	3.661	93mm						WS40128PS WS9300XX*
		2.00	3.740	95mm						WS40092P8 WS9500XX*
										12.5:1 COMPRESSION
		STD.	3.661	93mm						WS40046PS* WS9300XX*
		2.00	3.740	95mm						WS40093P8* WS9500XX*
										11:1 COMPRESSION
900 Ranger	13-18	STD.	3.661	93mm						WS40128PS* WS9300XX*
900 RZR	15-21									
900 Ace	16-19									
1000 Ranger	17-20	STD.	3.661	93mm						
1000 RZR	14-21									
1000 General	16-21									

KEY * Two (2) piston kits or ring sets are need to complete rebuild
 ** Cylinder resleeving required

- INDEX
- WIDE OPEN PARTS
- TIRES & WHEELS
- BRAKES
- AIR, OIL & FUEL
- BATTERY & ELECTRICAL
- ENGINE
- BEARINGS
- BUSHINGS
- DRIVELINE
- AXLES
- BELTS
- CONTROLS
- TOOLS & CHEMICALS
- EXHAUST
- ACCESSORIES

Piston kits and rings continue on the next page.

PISTON KITS & RING SETS



PISTON KITS & RING SETS



SUZUKI				PISTON KIT #	RING KIT #	PISTON KIT #	RING KIT #	PISTON KIT #	RING KIT #	TOP END KIT #	
MODEL	YEAR		IN MM								
LT-50	ALL	STD.	1.614	41mm			PK750X	PR750X	WS826PS	WS1614CD	WS826PSK
			.010	0.25							
			.020	0.50			PK752X	PR752X	WS826P2	WS1634CD	WS826P2K
			.040	1.00			PK754X	PR754X	WS826P4	WS1654CD	WS826P4K
			.060	1.50					WS826P6	WS1674CD	
			.080	2.00					WS826P8	WS1693CD	
LT80 QuadSport	ALL	STD.	1.968	50mm			PK330X	PR330X	WS673PS	WS1969CD	WS673PSK
			.010	0.25					WS673P1	WS1979CD	WS673P1K
			.020	0.50			PK332X	PR332X	WS673P2	WS1988CD	WS673P2K
			.030	0.75					WS673P3	WS1998CD	
			.040	1.00			PK334X	PR334X	WS673P4	WS2008CD	WS673P4K
			.060	1.50			PK336X	PR336X	WS673P6	WS2028CD	WS673P6K
LT-230	85-94	STD.	2.598	66mm	PK420A	PR420A			WS4382PS	WS2598XD	WS4382PS
			.010	0.25	PK421A	PR421A					
			.020	0.50	PK422A	PR422A			WS4382P2	WS2618XD	WS4382P2
			.030	0.75	PK423A	PR423A					
			.040	1.00	PK424A	PR424A			WS4382P4	WS2638XD	WS4382P4
			.060	1.50					WS4382P6	WS2658XD	WS4382P6
LTF-250	89-96	STD.	2.598	66mm	PK420A	PR420A			WS4382PS	WS2598XD	WS4382PSK
			.010	0.25	PK421A	PR421A					
			.020	0.50	PK422A	PR422A			WS4382P2	WS2618XD	WS4382P2K
			.030	0.75	PK423A	PR423A					
			.040	1.00	PK424A	PR424A			WS4382P4	WS2638XD	WS4382P4K
			.060	1.50					WS4382P6	WS2658XD	WS4382P6K
LT250F	87-04	STD.	2.598	66mm	PK420A	PR420A			WS4382PS	WS2598XD	WS4382PSK
			.010	0.25	PK421A	PR421A					
			.020	0.50	PK422A	PR422A			WS4382P2	WS2618XD	WS4382P2K
			.030	0.75	PK423A	PR423A					
			.040	1.00	PK424A	PR424A			WS4382P4	WS2638XD	WS4382P4K
			.060	1.50					WS4382P6	WS2658XD	WS4382P6K
LT250 Ozark	02-09	STD.	2.598	66mm	PK420A	PR420A			WS4382PS	WS2598XD	WS4382PSK
			.010	0.25	PK421A	PR421A					
			.020	0.50	PK422A	PR422A			WS4382P2	WS2618XD	WS4382P2K
			.030	0.75	PK423A	PR423A					
			.040	1.00	PK424A	PR424A			WS4382P4	WS2638XD	WS4382P4K
			.060	1.50					WS4382P6	WS2658XD	WS4382P6K
LT250 Quad Racer	85	STD.	2.756	70mm	PK430A	PR430A			WS534PS	WS2756CD	
			.010	0.25	PK431A	PR431A			WS534P1	WS2766CD	
			.020	0.50	PK432A	PR432A			WS534P2	WS2776CD	
			.030	0.75	PK433A	PR433A			WS534P3	WS2786CD	
			.040	1.00	PK434A	PR434A			WS534P4	WS2795CD	
			.050	1.25	PK435A	PR435A					
LT250RG Quad Racer	86	STD.	2.756	70mm	PK430A	PR430A			WS534P6	WS2815CD	
			.010	0.25	PK431A	PR431A			WS534P8	WS2835CD	
			.020	0.50	PK432A	PR432A					
			.030	0.75	PK433A	PR433A					
			.040	1.00	PK434A	PR434A					
			.050	1.25	PK435A	PR435A					
LT250RH Quad Racer	87	STD.	2.637	67mm					WS552PS	WS2638CD	
			.010	0.25			PK481X	PR481X	WS552P1	WS2648CD	
			.020	0.50			PK482X	PR482X	WS552P2	WS2658CD	
			.030	0.75			PK483X	PR483X	WS552P3	WS2668CD	
			.040	1.00					WS552P4	WS2677CD	
			.050	1.25					WS552P5	WS2687CD	
LT250 Quad Racer	88-92	STD.	2.637	67mm			PK480X	PR480X	WS552P6	WS2697CD	
			.010	0.25					WS552P8	WS2717CD	
			.020	0.50			PK481X	PR481X	WS571P1	WS2638CD	
			.030	0.75			PK482X	PR482X	WS571P2	WS2648CD	
			.040	1.00			PK483X	PR483X	WS571P3	WS2658CD	
			.050	1.25					WS571P4	WS2668CD	
LT-4WDX King Quad	91-98	STD.	2.697	68.5mm	PK170A	PR170A			WS571P5	WS2677CD	
			.010	0.25	PK171A	PR171A			WS571P6	WS2687CD	
			.020	0.50	PK172A	PR172A			WS571P8	WS2697CD	
			.030	0.75	PK173A	PR173A					
			.040	1.00	PK174A	PR174A			WS4673P2	WS2717XC	WS4673P2K
									WS4673P4	WS2736XC	WS4673P4K

KEY * Single Ring Hi-Dome Racing Piston

Piston kits and ring sets continue on the next page.



- INDEX
- WIDE OPEN PARTS
- TIRES & WHEELS
- BRAKES
- AIR, OIL & FUEL
- BATTERY & ELECTRICAL
- ENGINE
- BEARINGS
- BUSHINGS
- DRIVELINE
- AXLES
- BELTS
- CONTROLS
- TOOLS & CHEMICALS
- EXHAUST
- ACCESSORIES

PISTON KITS & RING SETS



SUZUKI				PISTON KIT #	RING KIT #	PISTON KIT #	RING KIT #	PISTON KIT #	RING KIT #	TOP END KIT #
MODEL	YEAR		IN	MM						
LTF400F Eiger	02-09	STD	3.228	82mm	PK380A	PR380A				
LTA400F Eiger	02-07		.010	0.25	PK381A	PR381A				
LTA400 King Quad	08-13		.020	0.50	PK382A	PR382A				
			.030	0.75	PK383A	PR383A				
			.040	1.00	PK384A	PR384A				
LTZ400 QuadSport	03-09	STD.	3.543	90mm					12.2:1 COMPRESSION	
			.040	1.00					WS4713PS WS3543XR	WS4713PS
			.080	2.00					WS4713P8 WS3622XR	WS4713P8K
		440 BigBore	.180	4.50					12.5:1 COMPRESSION	
									WS4795P18 WS3720XP	WS4795P18K
		STD.	3.543	90mm					13.5:1 COMPRESSION	
			.080	2.00					WS4714PS WS3543XR	
									WS4714P8 WS3622XR	
		440 BigBore	.180	4.50					12.5:1 COMPRESSION	
									WS4795P18 WS3720XP	WS4795P18K
		440 BigBore	.180	4.50					13.5:1 COMPRESSION	
									WS4796P18 WS3720XP	WS4796P18K
LTR450	06-11	STD.	3.759	95.5mm					11.7:1 COMPRESSION	
			3.858	98.00mm					WS4911PS WS9950XS	WS4911PSK
									WS4911P10 WS3858XS	WS4911P10K
		06-11	3.759	95.5mm					13:1 COMPRESSION	
			3.858	98.00mm					WS4912PS WS9950XS	WS4912PSK
									WS4912P10 WS3858XS	WS4912P10K
		495 BigBore							11.7:1 COMPRESSION	
									WS4985P20 WS3437XS	CK214
LT-500RH QuadRacer	87	STD.	3.543	86mm	PK440A	PR440A			WS561PS WS3386TD	WS561PSK
LT-500 QuadRacer	88-90		.010	0.25	PK441A	PR441A				
			.020	0.50	PK442A	PR442A			WS561P2 WS3405TD	WS561P2K
			.030	0.75	PK443A	PR443A				
			.040	1.00					WS561P4 WS3425TD	WS561P4K
			.060	1.50					WS561P6 WS3445TD	WS561P6K
			.080	2.00					WS561P8 WS3465TD	WS561P8K
			.100	2.50					WS561P102 WS3484TD	WS561P102K
			.120	3.00					WS561P122 WS3504TD	WS561P122K
			.140	3.50					WS561P142 WS3524TD	WS561P142K
700 Twin Peaks	04-05	STD.	3.228	82mm					WS4896PS WS3228XC	WS4896PSK
			0.080	2.00					WS4896P8 WS3307XC	WS4896P8K

KEY

* Single Ring Hi-Dome Racing Piston

Piston kits and rings continue on the next page.

J&M ATV/UTV SUPPLY, INC. ... OVER 30 YEARS IN THE POWERSPORTS INDUSTRY

BY PHONE: 1-800-367-9603 » BY FAX: 901-377-3392 » ONLINE: WWW.JMATV.COM



PISTON KITS & RING SETS



YAMAHA				PISTON KIT #	RING KIT #	PISTON KIT #	RING KIT #	PISTON KIT #	RING KIT #	TOP END KIT #	
MODEL	YEAR		IN MM								
YFM80 All	85-08	STD.	1.850	47mm	PK320A	PR320A			11:1 COMPRESSION		WS4841PSK
			.010	0.25	PK321A	PR321A			WS4841P1S	WS1850XE	
			.020	0.50	PK322A	PR322A			WS4841P2	WS1870XE	WS4841P2K
			.030	0.75	PK323A	PR323A					
			.040	1.00	PK324A	PR324A			WS4841P4	WS1890XE	WS4841P4K
			.120	3.00					WS4841P12	WS1969XE	WS4841P12K
YFM125 Raptor	11-13	STD.	2.125	54mm					11:1 COMPRESSION		
			.020	0.50					WS40068PS	WS2126XE	
			.040	1.00					WS40068P2	WS2146XE	
									WS40068P4	WS2165XE	
									13:1 COMPRESSION		
									WS40071PS	WS2126XE	
		STD.	2.125	54mm							
			.020	0.50							
			.040	1.00							
YT175	82-84	STD.	2.598	66mm							
			.020	0.50					WS471PS	WS2598CD	
			.040	1.00					WS471P2	WS2618CD	
									WS471P4	WS2638CD	
									WS471P6	WS2658CD	
						.080	2.00			WS471P8	WS2677CD
YTM200 Tri-Moto	83-91	STD.	2.638	67mm	PK200A	PR200A			10.25:1 COMPRESSION		
			.010	0.25	PK201A	PR201A			WS4292PS	WS2638XC	
			.020	0.50	PK202A	PR202A					
			.030	0.75	PK203A	PR203A			WS4292P2	WS2658XC	
			.040	1.00	PK204A	PR204A			WS4292P4	WS2677XC	
YFS200 Blaster	88-06	STD.	2.598	66mm	PK250A	PR250A	PK250X	PR250X	WS573PS	WS2598CD	WS573PSK
			.010	0.25	PK251A	PR251A	PK251X	PR251X	WS573P1	WS2608CD	WS573P1K
			.020	0.50	PK252A	PR252A	PK252X	PR252X	WS573P2	WS2618CD	WS573P2K
			.030	0.75	PK253A	PR253A	PK253X	PR253X	WS573P3	WS2628CD	WS573P3K
			.040	1.00	PK254A	PR254A	PK254X	PR254X	WS573P4	WS2638CD	WS573P4K
			.050	1.25					WS573P5	WS2648CD	WS573P5K
			.060	1.50	PK256A	PR256A	PK256X	PR256X	WS573P6	WS2658CD	WS573P6K
			.070	1.75	PK257A	PR257A	PK257X	PR257X	WS573P7	WS2668CD	WS573P7K
			.080	2.00	PK258A	PR258A	PK258X	PR258X	WS573P8	WS2677CD	WS573P8K
			.090	2.25					WS573P9	WS2687CD	WS573P9K
									10.25:1 COMPRESSION		
YTM225 Tri-Moto	84-89	STD.	2.756	70mm	PK210A	PR210A			WS4312PS	WS2756XC	
			.010	0.25	PK211A	PR211A					
			.020	0.50	PK212A	PR212A			WS4312P2	WS2776XC	
			.030	0.75	PK213A	PR213A					
			.040	1.00	PK214A	PR214A			WS4312P4	WS2795XC	
YFB250 Timberwolf	92-00	STD.	2.795	71mm	PK260A	PR260A			8.7:1 COMPRESSION		
			.010	0.25	PK261A	PR261A			WS4675PS	WS2795XC	WS4675PSK
			.020	0.50	PK262A	PR262A			WS4675P2	WS2815XC	WS4675P2K
			.030	0.75	PK263A	PR263A					
			.040	1.00	PK264A	PR264A			WS4675P4	WS2835XC	WS4675P4K
YTZ250N Tri-Z	85-86	STD.	2.677	68mm					WS515PS	WS2677CD	WS515PS
			.010	0.25					WS515P1	WS2687CD	WS515P1
			.020	0.50					WS515P2	WS2697CD	WS515P2
			.030	0.75					WS515P3	WS2707CD	WS515P3
			.040	1.00					WS515P4	WS2717CD	WS515P4
			.050	1.25					WS515P5	WS2727CD	WS515P5
			.060	1.50					WS515P6	WS2736CD	WS515P6
			.080	2.00					WS515P8	WS2756CD	WS515P8

KEY * Two (2) piston kits or ring sets are need to complete rebuild
 ** Long Rod Kit (+5mm) Must use Long Rod Crank

Piston kits and ring sets continue on the next page.



- INDEX
- WIDE OPEN PARTS
- TIRES & WHEELS
- BRAKES
- AIR, OIL & FUEL
- BATTERY & ELECTRICAL
- ENGINE
- BEARINGS
- BUSHINGS
- DRIVELINE
- AXLES
- BELTS
- CONTROLS
- TOOLS & CHEMICALS
- EXHAUST
- ACCESSORIES

PISTON KITS & RING SETS



YAMAHA				PISTON KIT #	RING KIT #	PISTON KIT #	RING KIT #	PISTON KIT #	RING KIT #	TOP END KIT #	
MODEL	YEAR	IN	MM								
YFM250 Raptor	08-13	STD.	2.913	74mm					9.5:1 COMPRESSION		
			2.992	76mm					WS4950PS	WS2913XA	
									WS4950P8	WS2992XG	
									10.5:1 COMPRESSION		
									WS4951PS	WS2913XA	
									WS4951P8	WS2992XG	
YFZ350 Banshee	87-06	STD.	2.520	64mm	PK230A*	PR230A*	PK230X*	PR230X*	WS513PS*	WS2520CD*	WS513PSK
			.010	0.25	PK231A*	PR231A*	PK231X*	PR231X*	WS513P1*	WS2530CD*	WS513P1K
			.020	0.50	PK232A*	PR232A*	PK232X*	PR232X*	WS513P2*	WS2539CD*	WS513P2K
			.030	0.75	PK233A*	PR233A*	PK233X*	PR233X*	WS513P3*	WS2549CD*	WS513P3K
			.040	1.00	PK234A*	PR234A*	PK234X*	PR234X*	WS513P4*	WS2559CD*	WS513P4K
			.050	1.25			PK235X*	PR235X*	WS513P5*	WS2569CD*	WS513P5K
			.060	1.50			PK236X*	PR236X*	WS513P6*	WS2579CD*	WS513P6K
			.070	1.75			PK237X*	PR237X*			
			.080	2.00			PK238X*	PR238X*	WS513P8*	WS2598CD*	WS513P8K
			.090	2.25					WS513P9*	WS2608CD*	WS513P9K
			.100	2.50					WS513P10*	WS2618CD*	WS513P10K
Long Rod Kit (+5mm)	STD.		2.519	64mm					WS795PS**	WS2520CD*	
			.020	0.50					WS795P2**	WS2539CD*	
			.040	1.00					WS795P4**	WS2559CD*	
			.060	1.50					WS795P6**	WS2579CD*	
			.080	2.00				WS795P8**	WS2598CD*		
								10.25:1 COMPRESSION			
YFM350 Big Bear	87-99	STD.	3.268	83mm	PK270A	PR270A	PK270X	PR270X	WS4419P5	WS3268XC	WS4419PSK
YFM350 Warrior	87-04		.010	0.25	PK271A	PR271A	PK271X	PR271X			
YFM350 Wolverine	95-09		.020	0.50	PK272A	PR272A	PK272X	PR272X	WS4419P2	WS3287XC	WS4419P2K
BW350 Big Wheel	87-88		.030	0.75	PK273A	PR273A	PK273X	PR273X			
YFM350 Bruin	04-06		.040	1.00	PK274A	PR274A	PK274X	PR274X	WS4419P4	WS3307XC	WS4419P4K
YFM350R Raptor (Wiseco only)	05-14		.060	1.50							
									8.6:1 COMPRESSION		
YFM400 Kodiak	93-99	STD.	3.268	83mm	PK290A	PR270A	PK340X	PR340X	WS4676P5	WS3268XC	
YFM400 Big Bear	00-12		.010	0.25	PK291A	PR271A	PK341X	PR341X			
			.020	0.50	PK292A	PR272A	PK342X	PR342X	WS4676P2	WS3287XC	
			.030	0.75	PK293A	PR273A	PK343X	PR343X			
			.040	1.00	PK294A	PR274A	PK344X	PR344X	WS4676P4	WS3307XC	
			.060	1.50			PK346X	PR346X			
								10.5:1 COMPRESSION			
YFM400 Kodiak	00-06	STD.	3.327	84.5mm	PK490A	PR490A			WS40076PS	WS8450XX	
YFM400 Grizzly	07-08		.010	0.25	PK491A	PR491A			WS40076P2	WS8500XX	
			.020	0.50	PK492A	PR492A			WS40076P4	WS8550XX	
			.030	0.75	PK493A	PR493A					
			.040	1.00	PK494A	PR494A					

KEY * Two (2) piston kits or ring sets are need to complete rebuild
 ** Long Rod Kit (+5mm) Must use Long Rod Crank

Piston kits and ring sets continue on the next page.



PISTON KITS & RING SETS



YAMAHA				PISTON KIT #	RING KIT #	PISTON KIT #	RING KIT #	PISTON KIT #	RING KIT #	TOP END KIT #
MODEL	YEAR		IN MM							
YFM450 Kodiak	03-06	STD.	3.33	84.5mm	PK890A	PR890A			11:1 COMPRESSION	
YFM450 Kodiak	18-21			0.25	PK891A	PR891A			WS4939PS	WS8450XX
YFM450 Grizzly	07-14		.020	0.50	PK892A	PR892A			WS4939P2	WS8500XX
YFM450 Wolverine	06-09			0.75	PK893A	PR893A				
YXR450 Rhino	06-09		.040	1.00	PK894A	PR894A			WS4939P4	WS8550XX
<hr/>										
YFZ450	04-05	STD.	3.740	95mm					11.1 COMPRESSION	
			.040	1.00					WS4865PS	WS3741XS
			.120	3.00					WS4865P4	WS9600XS
									WS4906P12	WS3858XS
		STD.	3.740	95mm					13:1 Hi-COMPRESSION	
			.040	1.00					WS4835PS	WS3741XS
									WS4835P4	WS9600XS
		495 BigBore	3.858	98mm					11.4:1 COMPRESSION	
									WS4906P12	WS3858XS
<hr/>										
YFZ450/X/R	06-20	STD.	3.740	94.95mm					11.4:1 COMPRESSION	
			.040	1.00					WS4865PS	WS3741XS
									WS4865P4	WS9600XS
		STD.	3.740	95mm					12.4:1 Hi-COMPRESSION	
			.040	1.00					WS4835PS	WS3741XS
									WS4835P4	WS9600XS
<hr/>										
YFM550 Grizzly	09-14	STD.	3.622	92mm					10.25:1 COMPRESSION	
YFM600 Grizzly	98-01	STD.	3.740	95mm	PK310A	PR310A			WS40104PS	WS9200XX
			.010	0.25	PK311A	PR311A				
			.020	0.50	PK312A	PR312A				
			.030	0.75	PK313A	PR313A				
			.040	1.00	PK314A	PR314A			WS4797P4	WS3780XH
			.080	2.00					WS4797P8	WS3819XH
			.060	1.50			PK316X	PR316X		
			.070	1.75			PK317X	PR317X		
			.080	2.00			PK318X	PR318X	WS4797P8	WS3819XH
			.120	3.00					10:1 COMPRESSION	
									WS4607P12	WS3858XH
			.240	6.00					10.75:1 COMPRESSION	
									WS4607P24	WS3977XH
		STD.	3.740	95mm					11.5:1 COMPRESSION	
			.040	1.00					WS4596PS	WS3740XH
									WS4596P4	WS3780XH
<hr/>										
YFM660 Grizzly	02-08	STD.	3.937	100mm	PK660A	PR660	PK660X	PR660X	WS4966PS	WS3937XS
YFM660R Raptor	01-06		.010	.025	PK661A	PR661				
YXR660 Rhino	04-07		.020	.050	PK662A	PR662	PK662X	PR662X	WS4966P2	WS10050XS
			.030	.075	PK663A	PR663				
			.040	1.00	PK664A	PR664	PK664X	PR664X	WS4966P4	WS10100XS
			.080	2.00					WS4966P8	WS4014GF
		STD.	3.937	100mm					11:1 COMPRESSION	
			.010	.025					WS4737PS	WS3937XS
			.020	.050						
			.030	.075					WS4737P2	WS10050XS
			.040	1.00					WS4737P4	WS10100XS
			.080	2.00					WS4811P8	WS4014GF

- INDEX
- WIDE OPEN PARTS
- TIRES & WHEELS
- BRAKES
- AIR, OIL & FUEL
- BATTERY & ELECTRICAL
- ENGINE**
- BEARINGS
- BUSHINGS
- DRIVELINE
- AXLES
- BELTS
- CONTROLS
- TOOLS & CHEMICALS
- EXHAUST
- ACCESSORIES

Piston kits and ring sets continue on the next page.



PISTON KITS & RING SETS



YAMAHA				PISTON KIT #	RING KIT #	PISTON KIT #	RING KIT #	PISTON KIT #	RING KIT #	TOP END KIT #
MODEL	YEAR	IN	MM							
YFM700 Raptor	06-14	STD.	4.016	101.94		PK700XA	PR700A			
YFM700 Grizzly	07-13			101.95		PK700XB	PR700B			
YXR700 Rhino	08-13			101.96		PK700XC	PR700C			
		STD.		102mm						
			.040	1.00						
		STD.	4.016	102mm						
			.040	1.00						
YFM700 Raptor	15-20	STD.	4.016	101.94		PK720X	PR720X			
YFM700 Grizzly	14-15			101.95		PK721X	PR721X			
YFM700 Grizzly	19-21			101.96		PK722X	PR722X			
YFM700 Kodiak	19-21		.040	1.00						
YXM700 Viking	14-21									

- INDEX
- WIDE OPEN PARTS
- TIRES & WHEELS
- BRAKES
- AIR, OIL & FUEL
- BATTERY & ELECTRICAL
- ENGINE
- BEARINGS
- BUSHINGS
- DRIVELINE
- AXLES
- BELTS
- CONTROLS
- TOOLS & CHEMICALS
- EXHAUST
- ACCESSORIES

KEY * 2 Piston Kits or Ring Sets are needed to complete rebuild.
 ** Long Rod Kit (+5mm). Must use Long Rod Crank.



Gasket Kits: Top End & Complete

- These gasket kits exceed OEM specifications.
- Top End Kits include all gaskets to complete a top end rebuild.
- Complete Gasket Kits include the lower end and top end gaskets, and should contain all gaskets needed to rebuild the motor.



ARCTIC CAT		COMPLETE KIT	TOP END KIT	COMPLETE KIT	TOP END KIT	EXHAUST GASKET	CLUTCH GASKET OUTER	CLUTCH GASKET INNER SIDE COVER	IGNITION COVER GASKET	VALVE COVER GASKET
50 2 STROKE	04-05			GK4857W	GT8857W	EG3051		CG6072	CG6574	
90 2 STROKE	02-04			GK4840W	GT8840W	EG3051		CG6072	CG6574	
250 2x4/4x4	99-05			GK4827W	GT8827W			CG7565	CG7566	
300 2x4	98-04			GK4826W	GT8826W			CG7565	CG7566	
300 2x4	13-16				GT00013					
300 4x4	98-05			GK4826W	GT8826W			CG7565	CG7566	
300 Alterra	17-20				GT00013					
300 DVX	09-15				GT00013					
350 Utility	2011					EG3062		CG6095	CG6096	
366 FIS	08-10					EG3062				
400 2x4	98-01			GK4800W	GT8800W	EG3062		CG7018	CG7019	
400 4x4	98-00			GK4800W	GT8800W	EG3062		CG7018	CG7019	
400 4x4	14-15					EG3062		CG6095	CG6096	
400 4x4 w/AT	03-04			GK4870W	GT8846W	EG3062	CG6087	CG6095	CG6096	
400 4x4 w/MT	01-02			GK4800W	GT8800W	EG3062		CG7018	CG7019	
400 4x4 w/MT	03-04			GK4846W	GT8846W	EG3062		CG6085	CG6086	
400 FIS 2x4 w/AT	03-04			GK4800W	GT8846W	EG3062		CG6095	CG6096	
400 FIS 2x4 w/MT	03-04			GK4846W	GT8846W	EG3062		CG6085	CG6086	
400 FIS 4x4 w/AT	03-08			GK4870W	GT8846W	EG3062	CG6087	CG6095	CG6096	
400 FIS 4x4 w/AT	13-14					EG3062		CG6095	CG6096	
400 FIS 4x4 w/MT	2002					EG3062		CG7018		
400 FIS 4x4 w/MT	03-08			GK4846W	GT8846W	EG3062		CG6085	CG6086	
400 FIS TRV 4x4	09-14					EG3062		CG6095	CG6096	
400 TBX 4x4	04-06					EG3062	CG6087	CG6095	CG6096	
400 VP 4x4 w/AT	05-06					EG3062	CG6087	CG6085	CG6086	
400 VP 4x4 w/MT	05-06					EG3062		CG6085	CG6086	
400 Alterra	16-17					EG3062		CG6095	CG6096	
400 DVX	04-08	GK4085	GT8085	GK4085W	GT8085W	EG3076	CG6046	CG6046	CG6047	CG7848
425 4x4	11-12							CG6095	CG6096	
450 H1	10-11							CG6095	CG6096	
450 4x4	12-15			GK80015	GT00015			CG6095	CG6096	
450 Alterra	16-19			GK80015	GT00015			CG6095	CG6096	
450 XC	11-17			GK80015	GT00015			CG6095	CG6096	
454 Bearcat	96-98			GK4800W	GT8800W	EG3062		CG7018	CG7019	
500 4x4	98-99					EG3062		CG7018	CG7019	
500 4x4 w/AT	00-02			GK4839W	GT8828W	EG3062	CG6075	CG6074	CG6131	
500 4x4 w/MT	00-01			GK4828W	GT8828W	EG3062		CG7018	CG7019	
500 EFI 4x4 w/AT	13-17			GK80015	GT00015			CG6095	CG6096	
500 FIS 4x4 w/AT	02-09			GK4839W	GT8828W	EG3062	CG6075	CG6074	CG6131	
500 FIS 4x4 w/MT	02-09			GK4828W	GT8828W	EG3062		CG7018	CG7019	
500 FIS TBX 4x4	02-06					EG3062	CG6075	CG6074	CG6131	
500 FIS TRV 4x4	03-08					EG3062	CG6075	CG6074	CG6131	
500 Alterra	16-18			GK80015	GT00015			CG6095	CG6096	
500 XT/XR	13-15			GK80015	GT00015			CG6095	CG6096	
500 Prowler	14-20			GK80015	GT00015			CG6095	CG6096	
550 EFI 4x4	12-14			GK80016	GT00016	EG3077		CG6265	CG6264	
550 H1 FIS	09-10					EG3077		CG6265	CG6264	
550 H1 FIS	2011			GK80016	GT00016	EG3077		CG6265	CG6264	
550 LTD	11-14			GK80016	GT00016	EG3077		CG6265	CG6264	

Gasket sets continue on the next page.

- INDEX
- WIDE OPEN PARTS
- TIRES & WHEELS
- BRAKES
- AIR, OIL & FUEL
- BATTERY & ELECTRICAL
- ENGINE
- BEARINGS
- BUSHINGS
- DRIVELINE
- AXLES
- BELTS
- CONTROLS
- TOOLS & CHEMICALS
- EXHAUST
- ACCESSORIES

GASKET SETS



ARCTIC CAT		COMPLETE KIT	TOP END KIT	COMPLETE KIT	TOP END KIT	EXHAUST GASKET	CLUTCH GASKET OUTER	CLUTCH GASKET INNER SIDE COVER	IGNITION COVER GASKET	VALVE COVER GASKET
MODEL	YEAR									
550 TRV	2009					EG3077		CG6265	CG6264	
550 TRV	10-15			GK80016	GT00016	EG3077		CG6265	CG6264	
550 XR	2015			GK80016	GT00016	EG3077			CG6264	
550 XT	13-14			GK80016	GT00016	EG3077		CG6265	CG6264	
550 Alterra	2016			GK80016	GT00016	EG3077		CG6265	CG6264	
550 Alterra XT	2016			GK80015	GT00015			CG6095	CG6096	
550 Alterra TRV XT	2017			GK80016	GT00016	EG3077			CG6264	
550 Prowler	09-14			GK80016	GT00016			CG6265	CG6264	
550 Prowler	2015				GT00016				CG6264	
570 Alterra	19-20				GT00016	EG3077			CG6264	
650 V-Twin	04-06	GK4080	GT8080	GK4080W	GT8080W	EG3005		CG6265	CG6264	
650 H1	05-11			GK4928W	GT8928W	EG3077		CG6265	CG6264	
650 Prowler	06-09					EG3077		CG6265	CG6264	
700 ATV	08-15			GK80017	GT00017	EG3077		CG6265	CG6264	
700 Alterra	16-19			GK80018	GT00018	EG3077		CG6265	CG6264	
700 Prowler	08-15			GK80017	GT00017			CG6265	CG6264	
700 Prowler	16-17				GT00018	EG3077			CG6264	
700 Wildcat	14-20					EG3202				
1000 ATV	08-10					EG3010			CG6268	
1000 ATV	11-17			GK80019	GT00019	EG3010			CG6268	
1000 Prowler XT	15-17			GK80019	GT00019	EG3010			CG6268	
1000 Prowler XTZ	09-10					EG3010			CG6268	
1000 Prowler XTZ	11-14			GK80019	GT00019	EG3010			CG6268	
1000 Wildcat	12-16			GK80019	GT00019	EG3010			CG6268	
1000 Wildcat X	18-19			GK80019	GT00019	EG3010			CG6268	

CAN-AM		COMPLETE KIT	TOP END KIT	COMPLETE KIT	TOP END KIT	EXHAUST GASKET	CLUTCH GASKET OUTER	CLUTCH GASKET INNER SIDE COVER	IGNITION COVER GASKET	VALVE COVER GASKET
MODEL	YEAR									
50 2 STROKE	02-06				GT7857W	EG3051				
90 2 STROKE	02-06				GT7856W	EG3051				
90 4 STROKE	02-05				GT7855W					
330 Outlander	04-05				GT8958W	EG3090				CG7989
400 Outlander	03-15				GT8957W	EG3090				CG7989
450 Outlander	15-16			GK80033	GT8979W	EG3007				CG7989
450 Outlander	17-20			GK80033	GT8979W	EG3090				CG7989
500 Defender	17-19				GT8979W	EG3090				CG7989
500 Outlander	07-15			GK8954W	GT7854W	EG3007			CG6277	CG7989
500 Renegade	08-15			GK8954W	GT7854W	EG3007			CG6277	CG7989
500 Traxter	99-05			GK8854W	GT7854W				CG6277	
570 Outlander	16-20				GT8985W	EG3007			CG6277	CG7889
570 Renegade	16-20				GT8985W	EG3007			CG6277	CG7889
DS650	00-07			GK8853W	GT7711W	EG3007		CG6014	CG6013	
650 Outlander	06-15			GK8954W	GT7954W	EG3007			CG6277	CG7889
650 Outlander	2017				GT8986W	EG3007			CG6277	CG7889
650 Renegade	18-19				GT8986W	EG3007			CG6277	CG7889
800 Commander	11-20			GK8957W	GT7956W	EG3007			CG6277	CG7989
800 Defender	16-20			GK8957W	GT7956W	EG3007			CG6277	CG7989
800 Maverick Trail	18-20			GK8957W	GT7956W	EG3007			CG6277	CG7989
800 Outlander	06-11			GK8956W	GT7956W				CG6277	CG7989
800 Outlander	12-15			GK8957W	GT7956W				CG6277	CG7989
800 Renegade	06-11			GK8956W	GT7956W	EG3007			CG6277	CG7989
800 Renegade	12-15			GK8957W	GT7956W	EG3007			CG6277	CG7989
850 Outlander	16-20				GT8987W	EG3007			CG6277	CG7989
850 Renegade	16-20				GT8987W	EG3007			CG6277	CG7989
900 Maverick X3	17-20									CG9073
1000 Commander	11-20			GK8957W	GT7956W	EG3007			CG6277	CG7989
1000 Defender	16-17			GK8957W	GT7956W	EG3007			CG6277	CG7989
1000 Defender	18-20			GK8979W	GT8978W	EG3007			CG6277	CG7989

Gasket sets continue on the next page.



CAN-AM		COMPLETE KIT	TOP END KIT	COMPLETE KIT	TOP END KIT	EXHAUST GASKET	CLUTCH GASKET OUTER	CLUTCH GASKET INNER SIDE COVER	IGNITION COVER GASKET	VALVE COVER GASKET
MODEL	YEAR									
1000 Maverick	2013			GK8957W	GT7956W	EG3007			CG6277	CG7989
1000 Maverick	14-18			GK8979W	GT8978W	EG3007			CG6277	CG7989
1000 Maverick Sport	2019			GK8957W	GT7956W	EG3007			CG6277	CG7989
1000 Maverick Sport	2020			GK8957W	GT7956W	EG3007			CG6277	CG7989
1000 Maverick Trail	18-19			GK8957W	GT7956W	EG3007			CG6277	CG7989
1000 Maverick Trail	2020			GK8957W	GT7956W	EG3007			CG6277	CG7989
1000 Outlander	12-17			GK8957W	GT7956W	EG3007			CG6277	CG7989
1000 Outlander	2018			GK8979W	GT8978W	EG3007			CG6277	CG7989
1000 Outlander	19-20			GK8979W	GT8978W	EG3007			CG6277	CG9188
1000 Renegade	12-15			GK8957W	GT7956W	EG3007			CG6277	CG7989
1000 Renegade	16-18			GK8979W	GT8978W	EG3007			CG6277	CG7989
1000 Renegade	19-20			GK8979W	GT8978W	EG3007			CG6277	CG9188

HONDA		COMPLETE KIT	TOP END KIT	COMPLETE KIT	TOP END KIT	EXHAUST GASKET	CLUTCH GASKET OUTER	CLUTCH GASKET INNER SIDE COVER	IGNITION COVER GASKET	VALVE COVER GASKET
MODEL	YEAR									
ATC70	78-85	GK184	GT584					CG6068		
TRX70	86-87	GK1060	GT584					CG6068		
ATC90	71-78	GK169/170	GT569/570							
TRX90	93-05	GK1166	GT5166	GK1166W	GT5166W			CG6068		
TRX90	06-16	GK1209	GT5186	GK1209W	GT5286W			CG6068	CG6664	
TRX90	17-18		GT5186		GT5286W			CG6068	CG6664	
ATC110	79-83	GK169/170	GT569/570							
ATC110	84-85	GK1027	GT570							
ATC125M	84-85	GK1093	GT5042							
ATC125M	86-87	GK1094	GT5094							
TRX125	85-86	GK1042	GT5042							
TRX125	87-88	GK1094	GT5094							
ATC185/S	80-83	GK181/183	GT581/583	GK1015W	GT5015W		CG6229	CG6172	CG7107	
ATC200	81-83	GK181/183	GT581/583	GK1015W	GT5015W		CG6229	CG6172	CG7107	
ATC200E Big Red	82-83	GK1016	GT5015	GK1015W	GT5015W		CG6229	CG6172		
ATC200ES Big Red	1984	GK1026	GT5015	GK1015W	GT5015W		CG6229	CG6172		
ATC200M	84-85	GK1016	GT5015	GK1015W	GT5015W		CG6229	CG6172		
ATC200S	84-86	GK1015	GT5015	GK1015W	GT5015W		CG6229	CG6172	CG7107	
ATC200X	83-85	GK1015	GT5015	GK1015W	GT5015W			CG6172	CG7107	
ATC200X	86-87	GK1085	GT5085	GK1086W	GT5085W					
TRX200	1984	GK1026	GT5015		GT5015W		CG6229	CG6172		
TRX200SX	86-88	GK1086	GT5085	GK1086W	GT5085W	EG3055		CG6152	CG6153	
TRX200/D	90-97	GK1086	GT5085	GK1086W	GT5085W	EG3055		CG6152	CG6153	
ATC250R	81-84	GK182	GT582		GT582W					
ATC250R	85-86	GK1043	GT5043	GK1043W	GT5043W			CG7282	CG7280	
ATC250R .01 HC SS	85-86			GK8815W	GT8815W					
ATC250SX/ES Big Red	1985	GK1044	GT5044	GK1044W	GT5044W	EG3061		CG7032	CG7034	
ATC250SX/ES Big Red	86-87	GK1056	GT5044	GK1044W	GT5044W	EG3061		CG7032	CG7034	
FL250 Odyssey	77-84	GK1029	GT5029							
TRX250	85-87	GK1056	GT5044	GK1044W	GT5044W	EG3061		CG7032	CG7034	
TRX250 Recon	97-01	GK1184	GT5184	GK1184W	GT5184W	EG3061		CG6061	CG6062	
TRX250 Recon	02-20	GK1174	GT5174	GK1174W	GT5174W	EG3055		CG6061	CG6192	
TRX250X	87-92	GK1095	GT5095		GT5095W	EG3061				
TRX250EX	01-02	GK1186	GT5184	GK1186W	GT5187W			CG6061	CG6192	
TRX250EX/X	03-20	GK1187	GT5187	GK1905W	GT5187W	EG3055		CG6061	CG6192	
TRX250R	86-89	GK1096	GT5096	GK1096W	GT5043W			CG7280	CG7282	
TRX250R .01 HC SS	86-89			GK8815W	GT8815W					
TRX300/FW	88-98	GK1125	GT5125	GK1125W	GT5125W	EG3061		CG7032	CG7034	
TRX300/FW	99-00		GT5125	GK1125W	GT5125W	EG3061		CG7032	CG7034	
TRX300EX/X	93-09	GK1169	GT5095	GK1169W	GT5095W			CG7202	CG7201/ CG6277 ('06 Only)	
ATC350X	85-86	GK1061	GT5061			EG3003				
FL350R Odyssey	1985	GK1097	GT5097							

Gasket sets continue on the next page.

INDEX

WIDE OPEN PARTS

TIRES & WHEELS

BRAKES

AIR, OIL & FUEL

BATTERY & ELECTRICAL

ENGINE

BEARINGS

BUSHINGS

DRIVELINE

AXLES

BELTS

CONTROLS

TOOLS & CHEMICALS

EXHAUST

ACCESSORIES



GASKET SETS



HONDA		COMPLETE KIT	TOP END KIT	COMPLETE KIT	TOP END KIT	EXHAUST GASKET	CLUTCH GASKET OUTER	CLUTCH GASKET INNER SIDE COVER	IGNITION COVER GASKET	VALVE COVER GASKET
MODEL	YEAR									
TRX350/D	86-89	GK1062	GT5061			EG3003		CG7032		
TRX350 Rancher	00-06	GK1191	GT350	GK1191W	GT350W	EG3061			CG6110	CG3056
FL400R Pilot	89-90	GK1137	GT5137							
TRX400 Foreman	95-03	GK1189	GT5188	GK1189W	GT5188W	EG3061		CG6043	CG6042	
TRX400EX	99-04	GK1192	GT5192	GK1192W	GT5192W	EG3003		CG7009	CG7008	
TRX400EX/X	05-14	GK1212	GT5212	GK1212W	GT5212W	EG3003		CG6167	CG7008	
TRX400 Rancher	04-07	GK1214	GT5214	GK1214W	GT5214W	EG3061			CG6663	
TRX420 Rancher SRA	07-08	GK1232	GT5232			EG3061				CG3142
TRX420 Rancher SRA	09-16	GK1235	GT5235	GK1232W	GT5235W	EG3061				CG3142
TRX420 Rancher SRA	17-20				GT5235W	EG3061				CG3142
TRX420 Rancher SRA Auto	14-16			GK1232W	GT5235W	EG3061		CG6269		CG3142
TRX420 Rancher SRA Auto	17-20				GT5235W	EG3061				CG3142
TRX420 Rancher IRS Auto	09-14	GK1238	GT5238	GK1238W	GT5235W	EG3061		CG6269		CG3142
TRX420 Rancher IRS Auto	15-16			GK1232W	GT5235W	EG3061		CG6269		CG3142
TRX420 Rancher IRS Auto	17-20				GT5235W	EG3061		CG6269		CG3142
TRX450 Foreman	98-04	GK1193	GT5193	GK1193W	GT5193W	EG3061		CG6043	CG6042	CG6541
TRX450R	04-05	GK1215	GT5215	GK1215W	GT5215W	EG3075	CG7716	CG6105	CG6106	CG7851
TRX450R/ER	06-14	GK1222	GT5222	GK1222W	GT5222W	EG3075	CG7716	CG6206	CG6196	CG7845
SXS500 Pioneer	15-20			GK80024	GT0999	EG3061				
TRX500 Foreman FM/TM	05-11	GK1221	GT5221	GK1221W	GT5221W	EG3061		CG6179	CG6180	
TRX500 Foreman FE/TE	05-11		GT5221	GK1121W	GT5221W	EG3061		CG6179	CG6180	
TRX500 Foreman	12-14		GT500	GK80024	GT8999W	EG3061				
TRX500 Foreman	15-19		GT500	GK80024	GT8999W	EG3061				CG3142
TRX500 Rubicon	01-14	GK1209	GT5195	GK1195W	GT5195W	EG3061			CG7796	CG6114
TRX500 Rubicon IRS Auto	15-19			GK80023	GT8999W	EG3061		CG6269		CG3142
TRX500 Rubicon IRS Manual	15-18			GK80024	GT8999W	EG3061				CG3142
TRX520 Foreman						EG3061				CG3142
TRX520 Rubicon						EG3061				CG3142
TRX650 Rincon	03-05	GK1223	GT5223			EG3069				
TRX680 Rincon	06-20		GT680			EG3069				
MUV700 Big Red	09-13					EG3069				
SXS700 Pioneer	14-20					EG3069				
TRX700XX	08-09	GK1239	GT5239			EG3075				
SXS1000 Pioneer	16-20			GK8031	GT00026	EG3136		CG6361	CG6359	CG9203
SXS1000 Talon	19-20					EG3136		CG6361	CG6359	CG9203

KAWASAKI		COMPLETE KIT	TOP END KIT	COMPLETE KIT	TOP END KIT	EXHAUST GASKET	CLUTCH GASKET OUTER	CLUTCH GASKET INNER SIDE COVER	IGNITION COVER GASKET	VALVE COVER GASKET
MODEL	YEAR									
KFX 50	03-06	GK4082	GT8082	GK4082W	GT8082W	EG3094		CG6078	CG6578	
KFX 80	03-06	GK3106	GT7106	GK3106W	GT7106W	EG3096		CG6091	CG6597	
KFX 90	07-14			GK4052W	GT8052W					
KLT110	84-86	GK478	GT878							
KLF110 Mojave	87-88	GK4014	GT8014							
KLT160	85	GK483	GT883							
KLF185 Bayou	85-88	GK484	GT884			EG3054				
KLT185	86-87	GK484	GT884							
KLT200A	81-83	GK440	GT840							
KLT200B/C	83-84	GK466	GT866							
KLF220 Bayou	88-02	GK4028	GT8028	GK4028W	GT8028W	EG3054		CG7409	CG7410	
KLF250 Bayou	03-11	GK4081	GT8081	GK4081W	GT8081W	EG3054		CG7409	CG7410	
KLT250A1	82	GK441	GT841							
KLT250A/C Prairie	83-85	GK467	GT867							
KLT250P Police	84	GK467	GT867							
KXT250 Tecate	84-85	GK477	GT877	GK477W	GT877W			CG7466	CG7464	
KXT250 Tecate	86-87	GK4002	GT8002	GK4002W	GT8002W			CG7465	CG7464	
KXF250 Tecate-4	87-88	GK4025	GT8025	GK4025W	GT8025W			CG7404	CG7405	
KSF250 Mojave	87, 89-04	GK4022	GT8017	GK4022W	GT8017W	EG3078		CG7406	CG7407	
KLF300 Bayou	86-87	GK4015	GT8015			EG3054		CG6118	CG6119	
KLF300 Bayou 2x4	88-04	GK4029	GT8029	GK4029W	GT8029W	EG3054		CG6118	CG6119	

Gasket sets continue on the next page.



KAWASAKI		COMPLETE KIT	TOP END KIT	COMPLETE KIT	TOP END KIT	EXHAUST GASKET	CLUTCH GASKET OUTER	CLUTCH GASKET INNER SIDE COVER	IGNITION COVER GASKET	VALVE COVER GASKET
MODEL	YEAR									
KLF 300 Bayou 4x4	89-05	GK4030	GT8029	GK4030W	GT8029W	EG3054		CG6123	CG6124	
KEF300 Lakota	95-03	GK4029	GT8029	GK4029W	GT8029W	EG3054		CG6118	CG6119	
KVF300 Prairie	99-02	GK4032	GT8029	GK4032W	GT8029W	EG3054			CG6219	
KVF360 Prairie	03-13			GK4083W	GT8083W	EG3066			CG6081	
KFX400	03-06	GK4085	GT8085	GK4085W	GT8085W	EG3076		CG6046	CG6047	CG7848
KLF400 Bayou	93-99	GK4056	GT8056	GK4056W	GT8056W	EG3006		CG6050	CG6049	
KVF400 Prairie	97-02	GK4067	GT8056	GK4067W	GT8056W	EG3006			CG6051	
KFX450R	08-13	GK4109	GT8109	GK4109W	GT8109W	EG3073	CG6198			CG7855
KFX450R	2014	GK4109	GT8109	GK4109W	GT8109W	EG3073	CG6198	CG6224		CG7855
KVF650 Brute Force SRA	05-13	GK4080	GT8080	GK4080W	GT8080W	EG3005			CG6136	
KVF650i Brute Force IRS	06-13	GK4091	GT8091	GK4091W	GT8091W	EG3005			CG6136	
KVF650 Prairie	02-03	GK4080	GT8080	GK4080W	GT8080W	EG3005			CG6136	
KFX700 V-Force	04-09	GK4095	GT8095	GK4095W	GT8095W	EG3005			CG6136	
KVF700 Prairie	04-06	GK4094	GT8094	GK4094W	GT8094W	EG3005			CG6136	
KVF750i Brute Force	05-12	GK4099	GT8099	GK4099W	GT8099W	EG3005			CG6136	
KVF750i Brute Force	13-14			GK8883W	GT8883W	EG3005			CG6136	
KVF750i Brute Force	15-20			GK8883W	GT8883W	EG3004			CG6136	
KRF750 Teryx	08-12	GK4099	GT8099	GK4099W	GT8099W	EG3005			CG6136	
KRF750 Teryx	2013			GK8883W	GT8883W	EG3005			CG6136	
KRT750 Teryx 4	12-13			GK80044	GT00038	EG3004				
KRF800 Teryx/4	14-20			GK80044	GT00038	EG3204				

POLARIS		COMPLETE KIT	TOP END KIT	COMPLETE KIT	TOP END KIT	EXHAUST GASKET	CLUTCH GASKET OUTER	CLUTCH GASKET INNER SIDE COVER	IGNITION COVER GASKET	VALVE COVER GASKET
MODEL	YEAR									
50 Outlaw	08-17			GK7927W	GT7927W	EG3051		CG6242	CG6237	
50 Predator	04-06			GK7892W	GT7192W	EG3051		CG6127	CG6574	
50 Predator	2007			GK7927W	GT7927W	EG3051		CG6242	CG6237	
50 Scrambler	01-03			GK7892W	GT7192W	EG3051		CG6127	CG6574	
90 Scrambler	01-03			GK7887W	GT7840W	EG3051		CG6127	CG6574	
90 Sportsman	01-04			GK7887W	GT7840W	EG3051		CG6127	CG6574	
90 Sportsman	05-06			GK7908W	GT7840W	EG3051		CG6127	CG6574	
90 Sportsman	07-13			GT7926W	GK7926W	EG3051		CG6242	CG6237	CG6696 (10-13)
90 Predator	03-04			GK7887W	GT7840W	EG3051		CG6127	CG6574	
90 Predator	05-06			GK7908W	GT7840W	EG3051				
90 Outlaw	07-13			GK7926W	GT7926W	EG3051		CG6242	CG6237	
110 Outlaw/Sptsman	16-17					EG3051		CG6242	CG6237	
110 Outlaw/Sptsman	18-20					EG3051		CG6242	CG6366	CG6696
170 RZR	09-20					EG3051			CG6368	
250 ALL 2-Stroke	85-06			GKP002W	GT7124W	EG3193	CG0001C			
300 ALL 2-Stroke	94-99			GKP003W	GT7310W	EG3192	CG0001C			
300 Hawkeye 2x4	06-11					EG3056				
300 Sportsman	08-10					EG3056				
325 Ace	14-16				GT7968W	EG3191	CG0002C			
325 Hawkeye	2015				GT7968W	EG3186				
325 Xpedition	00-02			GK7838W	GT7836W	EG3185	CG0001C			
325 Magnum	00-02			GK7836W	GT7836W	EG3185	CG0001C			
325 Ranger ETX	15-16				GT7968W	EG3061				
325 Sportsman ETX	2015				GT7968W	EG3186				
325 Trail Boss	00-02			GK7836W	GT7836W	EG3185	CG0001C			
330 ATP	04-05			GK7838W	GT7836W	EG3185				
330 Magnum	03-05			GK7838W	GT7836W	EG3185				
330 Trail Boss/Blazer	03-13			GK7836W	GT7836W	EG3185	CG0001C			
335 Sportman	99-00			GKP004W	GT7837W	EG3183	CG0001C			CG6012
350L All	90-93			GKP005W	GT7144W	EG3192	CG0001C			
400 ALL 2-Stroke	94-02			GKP006W	GT7265W	EG3192	CG0001C			
400 Hawkeye HO	11-14			GKP007W	GT7311W	EG3182				CG7312
400 Ranger	10-14			GKP007W	GT7311W	EG3182	CG0001C			
400 Sportsman	94-97			GKP006W	GT7265W	EG3192	CG0001C			

Gasket sets continue on the next page.

INDEX

WIDE OPEN PARTS

TIRES & WHEELS

BRAKES

AIR, OIL & FUEL

BATTERY & ELECTRICAL

ENGINE

BEARINGS

BUSHINGS

DRIVELINE

AXLES

BELTS

CONTROLS

TOOLS & CHEMICALS

EXHAUST

ACCESSORIES



GASKET SETS



POLARIS		COMPLETE KIT	TOP END KIT	COMPLETE KIT	TOP END KIT	EXHAUST GASKET	CLUTCH GASKET OUTER	CLUTCH GASKET INNER SIDE COVER	IGNITION COVER GASKET	VALVE COVER GASKET
MODEL	YEAR									
400 Sportsman	01-05			GKP007W	GT7311W	EG3182	CG0001C			CG7312
400 Sportsman HO	08-14			GKP007W	GT7311W	EG3092	CG0001C			CG7312
400 Trail Blazer	2003			GKP006C	GT7265W		CG0001C			
425 Magnum	95-98			GKP007W	GT7311W	EG3183	CG0001C			CG7312
425 Xpedition	00-02			GK7877W	GT7311W	EG3184	CG0001C			CG7312
450 Outlaw	08-10					EG3181	CG7885	CG6143	CG6684	
450 Sportsman	06-07			GKP007W	GT7311W	EG3182	CG0001C			CG7312
450 Sportsman HO	2016			GK8965	GT7965W	EG3180			CG9210	
450 Sportsman HO	17-20			GK80003	GT00003				CG9210	
500 ATP	04-05			GKP008W	GT7312W	EG3092	CG0001C			CG7312
500 Magnum	99-03			GKP008W	GT7312W		CG0001C			CG7312
500 Outlaw	06-07			GK7907W	GT7971W	EG3001		CG6202	CG6134	
500 Predator	03-04			GK7876W	GT7971W	EG3001		CG6135	CG6134	
500 Predator	05-07			GK7907W	GT7971W	EG3001		CG6202	CG6134	
500 Ranger (Carb Models)	1999			GKP008W	GT7312W	EG3189	CG0001C			
500 Ranger (Carb Models)	01-03			GKP008W	GT7312W	EG3092	CG0001C			
500 Ranger (Carb Models)	04-13			GKP008W	GT7312W	EG3182	CG0001C			
500 Ranger 4x4 EFI	2006			GK7903W	GT7903W	EG3182	CG0001C			
500 Ranger 4x4 EFI	08-13			GKP008W	GT7312W	EG3182				
500 Ranger 4x4 EFI	17-19			GK80003	GT00003					
500 Ranger 4x4 EFI	2020				GT00003					
500 Ranger ETX	2017			GK80003	GT00003					
500 Scrambler 2x4	00-08			GKP008W	GT7312W	EG3182				
500 Scrambler 4x4	98-99			GKP008W	GT7312W					
500 Scrambler 4x4	00-12			GKP008W	GT7312W	EG3182	CG0001C			CG7312
500 Sportsman	96-00			GKP008W	GT7312W	EG3183	CG0001C			CG7312
500 Sportsman HO	01-13			GK7903W	GT7903W	EG3182	CG0001C			CG7312
500 Sportsman EFI	06-08					EG3182				
500 Sportsman EFI	2009			GK7903W	GT7903W	EG3182				
500 Sportsman 6X6	00-08			GKP008W	GT7312W	EG3182	CG0001C			
500 Worker	99-02				GT7312W	EG3092				
500 Xplorer	1997			GKP008W	GT7312W	EG3183	CG0001C			CG7312
525 Outlaw SRA/IRS	07-11			GK7921W	GT7921W	EG3181	CG7885	CG6143	CG6684	
550 Sportsman	09-14			GK8966	GT7966W	EG3090				
570 Ace	15-16			GK8965	GT7965W	EG3089	CG0002C			
570 Ace	17-19					EG3089				
570 Ranger	14-15			GK8965	GT7965W	EG3089	CG0002C			CG9127
570 Ranger	2016			GK8965	GT7965W	EG3089	CG0002C			CG9126
570 Ranger	17-20			GK80001	GT00001	EG3089	CG0002C			CG9126
570 RZR	2012			808991	GT8998W	EG3089	CG0002C			CG9127
570 RZR	13-15			GK8965	GT7965W	EG3089				CG9127
570 RZR	2016			GK8965	GT8995W	EG3089				CG9126
570 RZR	17-20			GK80001	GT00001	EG3089				CG9126
570 Sportsman	14-15			808995	GT7965W	EG3180	CG0001C			
570 Sportsman	2016			808995	GT8995W	EG3180	CG0001C			
570 Sportsman	17-20			GK80001	GT00001	EG3180				CG9126
600 Sportsman	03-04			GK7890W	GT7890W	EG3179	CG0001C		CG7819	CG7820
600 Sportsman	2005					EG3179	CG0001C		CG7940	CG7820
700 Ranger/ Crew	05-09			GK7945W	GT3250W	EG3179	CG0001C		CG7940	
700 Sportsman (Mfg 10/2/03 and prior)	02-04			GK7891W	GT7981W	EG3179	CG0001C		CG7819	CG7820
700 Sportsman (Mfg after 10/2/03)	04-06			GK7945W	GT3250W	EG3179	CG0001C		CG7940	CG7938
700 Sportsman	2007			GK7945W	GT3250W	EG3178				
700 Sportsman X2	2008			GK7945W	GT3250W	EG3177				
800 Ranger/ Crew	2010			GK7945W	GT3250W	EG3179	CG0001C			CG7938
800 Ranger/ Crew	11-12			GK8967	GT7967W	EG3179	CG0001C			CG9120
800 Ranger/ Crew	13-14			GK8967	GT7967W	EG3188				CG9120
800 RZR	08-10			GK7945W	GT3250W	EG3179	CG0001C		CG7940	CG7938
800 RZR	2011			GK8967	GT7967W	EG3179	CG0001C			CG9120
800 RZR	12-14			GK8962	GT7962W	EG3179	CG0001C			CG9120
800 RZR 4	2010			GK7945W	GT3250W	EG3179	CG0001C		CG7940	CG7938

Gasket sets continue on the next page.



POLARIS		COMPLETE KIT	TOP END KIT	COMPLETE KIT	TOP END KIT	EXHAUST GASKET	CLUTCH GASKET OUTER	CLUTCH GASKET INNER SIDE COVER	IGNITION COVER GASKET	VALVE COVER GASKET
MODEL	YEAR									
800 RZR 4	11-14			GK8967	GT7967W	EG3179	CG0001C			CG9120
800 RZR S	2009			GK7945W	GT3250W	EG3093	CG0001C		CG7940	
800 RZR S	2010			GK7945W	GT3250W	EG3093	CG0001C			CG7938
800 RZR S	11-14			GK8967	GT7967W	EG3093	CG0001C			CG9120
800 Sportsman	05-09			GK7945W	GT3250W	EG3093	CG0001C		CG7940	CG7938
800 Sportsman	2010			GK8962	GT3250W	EG3178			CG7940	CG7938
800 Sportsman	11-14			GK8962	GT7962W	EG3178				CG7938
850 Scrambler	2013			GK8992	GT7963W	EG3001	CG0003C		CG6283	CG9164
850 Scrambler	14-20			GK8992	GT8992W	EG3003			CG6283	CG9164
850 Sportsman	09-13			GK8963	GT7963W	EG3001	CG0003C		CG6283	CG9164
850 Sportsman	14-20			GK8992	GT8992W	EG3003			CG6283	CG9164
900 Ace	2016			GK8969	GT7969W	EG3098				CG9124
900 Ace	17-19			GK80004	GT7969W	EG3098				CG9124
900 Ranger/ Crew	13-16			GK8969	GT7969W	EG3098	CG0002C			CG9124
900 Ranger + Crew	17-18			GK80004	GT7969W	EG3098				CG9124
900 RZR	11-14			GK8970	GT7970W	EG3011	CG0001C			CG9124
900 RZR	15-16			GK8969	GT7969W	EG3098	CG0002C			CG9124
900 RZR	17-20			GK80004	GT7969W	EG3098				CG9124
900 RZR 4	12-14			GK8970	GT7970W	EG3011	CG0001C			CG9124
900 RZR 4	15-16			GK8969	GT7969W	EG3098	CG0002C			CG9124
900 RZR 4	17-19			GK80004	GT7969W	EG3098				CG9124
900 RZR S	15-16			GK8969	GT7969W	EG3098	CG0002C			CG9124
900 RZR S	17-20			GK80004	GT7969W	EG3098				CG9124
925 RZR Turbo	2016			GK8969	GT7969W	EG3098				CG9124
925 RZR Turbo	2017			GK80005	GT00005	EG3098				CG9124
925 RZR Turbo	18-19			GK80006	GT00006	EG3203				CG9124
925 RZR Turbo	2020				GT00006	EG3203				CG9124
925 RZR Pro XP/ 4	2020				GT00006	EG3203				CG9124
1000 General	16-20			GK8969	GT7969W	EG3098				CG9124
1000 General 4	17-20			GK8969	GT7969W	EG3098				CG9124
1000 Ranger	17-20			GK8969	GT7969W	EG3098	CG0002C			CG9124
1000 Ranger Crew	2017			GK8969	GT7969W	EG3098	CG0002C			CG9124
1000 Ranger Crew	18-19			808869	GT7969W	EG3098	CG0002C			CG9124
1000 Ranger Crew	2020			GK8969	GT7969W	EG3098	CG0002C			CG9124
1000 RZR	14-19			GK8969	GT7969W	EG3098	CG0002C			CG9124
1000 RZR	2020				GT7969W	EG3098				CG9124
1000 RZR 4	14-19			GK8969	GT7969W	EG3098	CG0002C			CG9124
1000 RZR 4	2020				GT7969W	EG3098				CG9124
1000 RZR S	16-17			GK8969	GT7969W	EG3098				CG9124
1000 RZR S	18-19			808869	GT7969W	EG3098				CG9124
1000 RZR S	2020				GT7969W	EG3098				CG9124
1000 RZR RS1	18-19			808869	GT7969W	EG3098				CG9124
1000 RZR RS1	2020				GT7969W	EG3098				CG9124
1000 Scrambler	14-20			GK8964	GT7964W	EG3009	CG0003C		CG6283	CG9124
1000 Sportsman	15-20			GK8964	GT7964W	EG3009	CG0003C		CG6283	CG9124

SUZUKI		COMPLETE KIT	TOP END KIT	COMPLETE KIT	TOP END KIT	EXHAUST GASKET	CLUTCH GASKET OUTER	CLUTCH GASKET INNER SIDE COVER	IGNITION COVER GASKET	VALVE COVER GASKET
MODEL	YEAR									
ALT50	83-84	GK392	GT792			EG3094		CG6078	CG6578	
LTA50 Quad Master/Sport	02-05	GK1165	GT7165	GK1165W	GT7165W			CG6078	CG6578	
LT50 Quad Runner	84-90	GK392	GT792							
LT80 Quad Sport	87-94	GK3048	GT7048	GK3106W	GT7106W	EG3096		CG6091	CG6597	
LT80 Quad Sport	95-06	GK3106	GT7106	GK3106W	GT7106W	EG3096		CG6091	CG6597	
ALT/LT125	83-87	GK382	GT782			EG3062				
LT160E	89-92	GK3092	GT7092		GT7092W					
LT-F160	91-04	GK3092	GT7092	GK3092W	GT7092W	EG3194		CG7598	CG7597	
ALT185	84-85	GK3013	GT7013			EG3062				
LT185 Quad Runner	84-87	GK3013	GT7013			EG3062				
LT230S Quad Sport	85-88	GK3015	GT7014		GT7014W	EG3062				

Gasket sets continue on the next page.

- INDEX
- WIDE OPEN PARTS
- TIRES & WHEELS
- BRAKES
- AIR, OIL & FUEL
- BATTERY & ELECTRICAL
- ENGINE
- BEARINGS
- BUSHINGS
- DRIVELINE
- AXLES
- BELTS
- CONTROLS
- TOOLS & CHEMICALS
- EXHAUST
- ACCESSORIES



GASKET SETS



SUZUKI		COMPLETE KIT	TOP END KIT	COMPLETE KIT	TOP END KIT	EXHAUST GASKET	CLUTCH GASKET OUTER	CLUTCH GASKET INNER SIDE COVER	IGNITION COVER GASKET	VALVE COVER GASKET
MODEL	YEAR									
LT230E Quad Runner	87-93	GK3014	GT7014	GK3014W	GT7014W	EG3062		CG7598	CG7597	
LT230G Quad Runner	85-86	GK3014	GT7014		GT7014W	EG3062				
LT-F230	86-87	GK3014	GT7014		GT7014W	EG3062				
LT250EF Quad Runner	85-86	GK3016	GT7016							
LT250R Quad Racer	85-86	GK3017	GT7017	GK3017W	GT7017W	EG3174		CG7016	CG7015	
LT250R Quad Racer	87-92	GK3057	GT7057	GK3057W	GT7057W	EG3174		CG7590	CG7591	
LT4WD Quad Runner 4x4	87-98	GK3025	GT7025			EG3062		CG7565	CG7566	
LT-F250 Quad Runner	88-03	GK3025	GT7025			EG3062		CG7565	CG7566	
LT-F250 Ozark	02-14	GK3136	GT7136	GK3136W	GT7136W	EG3062		CG6132	CG6133	
LTZ250 Quad Sport	04-09	GK3136	GT7136	GK3136W	GT7136W	EG3062		CG6132	CG6133	
LT300E	87-89	GK3087	GT7087			EG3062				
LT-F4WDX King Quad	91-93	GK3095	GT7095	GK3109W	GT7109W	EG3062		CG7565	CG7566	
LT-F4WDX King Quad	94-98	GK3109	GT7109	GK3109W	GT7109W	EG3062		CG7565	CG7566	
LT-F 300F King Quad	99-02	GK3109	GT7109	GK3109W	GT7109W	EG3062		CG7565	CG7566	
LT-A400 Eiger Auto	02-07	GK3137	GT7137	GK3137W	GT7137W	EG3062	CG6087	CG6095	CG6096	
LT-F400 Eiger Manual	02-07	GK3138	GT7138	GK3138W	GT7138W	EG3062		CG6085	CG6086	
LT-A400 King Quad Auto	08-13	GK3158	GT7158	GK3158W	GT7137W	EG3062	CG6087	CG6095	CG6243	
LT-A400 King Quad Auto	14-15	GK3158	GT7158	GK3158W	GT7137W	EG3062		CG6087	CG6243	
LT-A400 King Quad Auto	2016		GT7158		GT7137W	EG3062		CG6085	CG6243	
LT-A400 King Quad Auto	17-20		GT7158		GT7137W	EG3062	CG6087	CG6095	CG6096	
LT-F400 King Quad Manual	08-12	GK3138	GT7137	GK3138W	GT7137W	EG3062		CG6085	CG6086	
LT-F400 King Quad Manual	13-20					EG3062		CG6085	CG6086	
LT-Z400 Quad Sport	03-08	GK4085	GT8085	GK4085W	GT8085W	EG3076		CG6046	CG6047	CG7848
LT-Z400 Quad Sport	09-14		GT8085	GK4033W	GT8085W	EG3076		CG6244	CG6697	CG7848
LT-A450 King Quad	08-10	GK3160	GT7160			EG3062				
LTR450	06-08			GK4016W	GT3150W	EG3077	CG6678	CG6217	CG6216	CG7847
LTR450	2009			GK4035W	GT3150W	EG3077	CG6678	CG6217	CG6216	CG7847
LTR450	10-11					EG3077				
LT500R Quadzilla	1987			GK7621W	GT7072W	EG3173		CG7593	CG7592	
LT500R Quadzilla	88-90	GK3066	GT7066	GK3066W	GT7066W	EG3173		CG7593	CG7592	
LT-F500F Quad Runner	98-02	GK3127	GT7127	GK3127W	GT7217W	EG3062		CG7018	CG7019	
LT-A500F Quad Master	00-01	GK3140	GT7140	GK3140W	GT7140W	EG3062	CG6075	CG6074	CG6131	
LT-A500F Vinson Auto	02-07	GK3141	GT7140		GT7140W	EG3062	CG6075	CG6074	CG6131	
LT-F500F Vinson Manual	03-07	GK3127	GT7127	GK3127W	GT7217W	EG3062		CG7018	CG7019	
LT-A500X King Quad	09-20					EG3062				
LTA-700X King Quad	05-07					EG3076				
LTV-700F Twin Peaks	04-06			GK3144W	GT7180W	EG3005			CG6136	
LTA-750X King Quad	08-20					EG3076				

YAMAHA		COMPLETE KIT	TOP END KIT	COMPLETE KIT	TOP END KIT	EXHAUST GASKET	CLUTCH GASKET OUTER	CLUTCH GASKET INNER SIDE COVER	IGNITION COVER GASKET	VALVE COVER GASKET
MODEL	YEAR									
YFM50 Raptor	04-08	GK2156	GT6156	GK2156W	GT6156W	EG3049		CG6109	CG6108	
YFM60 4-Zinger	86	GK2015	GT6015							
YT60 Tri-Zinger	84-85	GK2015	GT6015							
YFM80	85-01	GK2074	GT6074	GK2074W	GT6074W	EG3049		CG6109	CG6108	
YFM80 Raptor/Grizzly	02-08	GK2074	GT6074	GK2074W	GT6074W	EG3049		CG6109	CG6108	
YFM90 Grizzly	19-20					EG3051				
YFM90R Raptor	09-13	GK2174	GT6174							
YFM90R Raptor	16-20					EG3051				
YFM100 Champ	87-91	GK2075	GT6075			EG3049		CG6109	CG6108	
YFA1 125 Breeze	89-01	GK2110	GT6110	GK2110W	GT6110W	EG3049		CG6158	CG6159	
YFM 125 Grizzly	04-13	GK2110	GT6110	GK2110W	GT6110W	EG3049		CG6158	CG6159	
YFM125 Raptor	11-13					EG3049				
YT125 Tri Moto	80-85	GK275	GT675			EG3070				
YT175 Tri Moto	82-83	GK276	GT676							
YFM200 Moto 4	1985	GK2004	GT6004		GT6076W	EG3070	CG6156	CG6155	CG6157	
YFM200/DX Moto 4	86-89	GK2089	GT6089		GT6076W	EG3070	CG6156	CG6155	CG6157	
YFS200 Blaster	88-02	GK2095	GT6095	GK2095W	GT6095W	EG3070		CG7679		
YFS200 Blaster	03-06	GK2145	GT6145	GK2095W	GT6095W	EG3070		CG7679		

Gasket sets continue on the next page.



YAMAHA		COMPLETE KIT	TOP END KIT	COMPLETE KIT	TOP END KIT	EXHAUST GASKET	CLUTCH GASKET OUTER	CLUTCH GASKET INNER SIDE COVER	IGNITION COVER GASKET	VALVE COVER GASKET
YTM200 Tri Moto	83-85	GK2003	GT6003			EG3070	CG6156	CG6155	CG6157	
YTM200E/ERN Tri Moto	83-85	GK2004	GT6004			EG3070	CG6156	CG6155	CG6157	
YTM225/DX Tri Moto	83-85	GK2005	GT6005			EG3070	CG6156	CG6155	CG6157	
YTM225DR Tri Moto	1986	GK2076	GT6076		GT6076W	EG3070	CG6156	CG6155	CG6157	
YFM225 Moto 4	86-88	GK2076	GT6076		GT6076W	EG3070	CG6156	CG6155		
YTZ250 Tri-Z	85-86	GK2058	GT6058					CG6092		
YFM250 Moto 4	89-91	GK2106	GT6105		GT6117W	EG3070	CG6156	CG6155	CG6157	
YFB250 Timberwolf	92-96	GK2105	GT6105	GK2105W	GT6117W	EG3070	CG6156	CG6155	CG6157	
YFB250 Timberwolf	97-00	GK2105	GT6117	GK2105W	GT6117W	EG3070	CG6156	CG6155	CG6157	
YFM250 Beartracker 2x4	99-04	GK2105	GT6117	GK2105W	GT6117W	EG3070	CG6156	CG6155	CG6157	
YFM250 Beartracker 4x4	99-04	GK2117	GT6128	GK2105W	GT6117W	EG3070	CG6156	CG6155	CG6157	
YFM250 Bruin	05-06	GK2117	GT6117	GK2105W	GT6117W	EG3070	CG6156	CG6155	CG6157	
YFM250 Big Bear	07-09	GK2167	GT6167	GK2105W	GT6117W	EG3070	CG6156	CG6155	CG6157	
YFM250 Raptor	08-13	GK2172	GT6172	GK2172W	GT6172W	EG3076		CG6230	CG6231	
YFM350ER Moto 4	87-95	GK2060	GT6060	GK2107W	GT6107W	EG3076		CG7687	CG7024	
YFM350FW Big Bear	87-96	GK2060	GT6060	GK2107W	GT6107W	EG3076		CG7687	CG7024	
YFM350FW BigBear	97-99	GK2107	GT6107	GK2165W	GT6060W	EG3076		CG6076	CG7024	
YFM350U Big Bear	96-99	GK2139	GT6107	GK2107W	GT6107W	EG3076		CG7687	CG7024	
YFM350 Bruin	04-06	GK2146	GT6146	GK2146W	GT6146W	EG3076		CG6129	CG6128	
YFM350 Grizzly	07-14	GK2146	GT6146	GK2146W	GT6146W	EG3076		CG6129	CG6128	
YFM350R Raptor	04-13	GK2147	GT6147	GK2060W	GT6146W	EG3076		CG7687	CG7024	
YFP350 Terra Pro	1988	GK2112	GT6060		GT6060W	EG3076				
YFM350X Warrior	87-04	GK2060	GT6060	GK2060W	GT6060W	EG3076		CG7687	CG7024	
YFM350FX Wolverine	95-05	GK2125	GT6125	GK2165W	GT6146W	EG3076		CG6076	CG7024	
YFM350FX Wolverine	06-09	GK2146	GT6125	GK2146W	GT6146W	EG3076		CG6129	CG6128	
YFZ350 Banshee	87-06	GK2059	GT6059	GK2059W	GT6059W	EG3172		CG7680		
YFM400 Big Bear	00-12	GK2165	GT6107	GK2165W	GT6107W	EG3076				
YFM400 Grizzly	07-08	GK2152	GT6152	GK2152W	GT6152W	EG3076			CG6116	
YFM400 Kodiak	93-98	GK2107	GT6107	GK2107W	GT6107W	EG3076		CG7687	CG7024	
YFM400 Kodiak	1999	GK2107	GT6107	GK2107W	GT6107W	EG3076		CG6076	CG7024	
YFM400 Kodiak	00-06	GK2152	GT6152	GK2152W	GT6152W	EG3076			CG6116	
YFM450 Grizzly	07-14	GK2152	GT6152	GK2152W	GT6152W	EG3076			CG6116	
YFM450 Kodiak	03-06	GK2152	GT6152	GK2152W	GT6152W	EG3076			CG6116	
YFM450 Kodiak	18-20	GK2152	GT6152	GK2152W	GT6152W	EG3076			CG6116	
YFM450 Wolverine	06-10	GK2152	GT6152	GK2152W	GT6152W	EG3076			CG6116	
YFZ450	04-13	GK2153	GT6153	GK2153W	GT6153W	EG3064	CG6093	CG6314	CG6107	CG7853
YFZ450R/X	09-20	GK2175	GT6166	GK2175W	GT6166W	EG3064	CG6093	CG6259	CG6258	CG7854
YXR450 Rhino	06-09	GK2152	GT6152	GK2152W	GT6152W	EG3076			CG6116	
YFM550 Grizzly	09-14	GK2176	GT6176	GK2176W	GT6176W	EG3001			CG6267	
YFM600 Grizzly	98-01	GK2136	GT6136	GK2136W	GT6136W	EG3001		CG6059	CG6067	
YFM660 Grizzly	02-08	GK2155	GT6155	GK2155W	GT6155W	EG3001	CG0005C		CG6126	
YFM660 Grizzly (102mm OB)	02-08			GK8911W	GT8911W					
YFM660 Raptor	01-05		GT7798K	GK2144W	GT7044W	EG3175		CG6102	CG6103	
YFM660 Raptor (102mm OB)	01-05			GK8910W	GT8910W					
YXR660 Rhino	04-07		GT6155	GK2155W	GT6155W	EG3001	CG0005C		CG6126	
YXR660 Rhino (102mm OB)	04-07			GK8911W	GT8911W					
YFM700 Grizzly	07-13	GK2169	GT6169	GK2169W	GT6169W	EG3001			CG6267	
YFM700 Grizzly	14-15			GK8960W	GT8974W	EG3091	CG0003C			
YFM700 Grizzly	16-18					EG3091	CG0004C			
YFM700 Grizzly	19-20				GT8974W	EG3091	CG0003C		CG6342	
YFM700 Kodiak	16-18					EG3091	CG0004C			
YFM700 Kodiak	19-20				GT8974W	EG3091	CG0003C		CG6342	
YFM700 Raptor	06-14			GK2150W	GT6169W	EG3175		CG6227	CG6226	
YFM700 Raptor	15-20			GK8974W	GT8974W	EG3091		CG6227	CG6226	
YXR700 Rhino	08-13	GK2169	GT6169	GK2169W	GT6169W	EG3001	CG0003C		CG6267	
YXM700 Viking	14-17			GK2169W	GT6169W	EG3001			CG6267	
YXM700 Viking	2018				GT8974W	EG3091			CG6267	
YXM700 Viking	19-20				GT8974W	EG3091	CG0003C		CG6342	
YXE700 Wolverine	16-17					EG3091	CG0004C			
YXE850 Wolverine	18-20					EG3031				
YXZ1000R	16-20					EG3012				CG7332

- INDEX
- WIDE OPEN PARTS
- TIRES & WHEELS
- BRAKES
- AIR, OIL & FUEL
- BATTERY & ELECTRICAL
- ENGINE
- BEARINGS
- BUSHINGS
- DRIVELINE
- AXLES
- BELTS
- CONTROLS
- TOOLS & CHEMICALS
- EXHAUST
- ACCESSORIES



Oil Seal Kits

These kits include all commonly used engine seals for each application.



ARCTIC CAT

MODEL	YEAR	PART #
50 2 cycle	04-05	OS2217
90 2 cycle	02-04	OS2217
90 Utility	2006	OS2217
250 2x4	99-05	OS2145
250 2x4	06-09	OS2383
250 4x4	01-05	OS2145
250 DVX	06-08	OS2383
300 2x4	98-04	OS2145
300 2x4	10-12	OS2383
300 2x4	13-16	OS2383
300 4x4	98-05	OS2145
300 DVX	09-15	OS2384
300 Alterra	17-20	OS2383
400 w/AT	03-05	OS2239
400 w/MT	98-02	OS2258
400 w/MT	03-08	OS2234
400 DVX	04-08	OS2201
454 Bearcat	96-98	OS2258
500 w/AT	00-09	OS2259
500 w/MT	00-09	OS2258
550 ATV	09-17	OS2381
550 Prowler	09-15	OS2381
570 ATV	19-20	OS2381
650 V-Twin	04-06	OS2251
650 H1	07-11	OS2343
650 Prowler	08-09	OS2381
700 ATV	19-20	OS2381
700 Prowler	08-17	OS2381
1000 ATV	08-11	OS2344
1000 ATV	12-17	OS2385

CAN-AM

MODEL	YEAR	PART #
DS50	02-04	OS2217
50 Quest	2003	OS2217
330 Outlander	04-05	OS2388
400 Outlander	04-15	OS2388
450 Outlander	15-20	OS2390
500 Defender	17-20	OS2998
500 Outlander	07-15	OS2362
500 Renegade	08-15	OS2362
500 Traxter	99-05	OS2204
570 Outlander	16-20	OS2362
570 Renegade	16-20	OS2362
DS650	00-07	OS2203
650 Outlander	06-20	OS2362
650 Renegade	18-19	OS2362
800 Commander	11-20	OS2363
800 Defender	16-18	OS2363
800 Maverick Trail	18-20	OS2991
800 Outlander	06-15	OS2362
800 Renegade	07-15	OS2362
850 Outlander	16-17	OS2362
850 Outlander	18-20	OS2363
850 Renegade	16-20	OS2362
900 Maverick X3	17-20	OS2401

CAN-AM

MODEL	YEAR	PART #
1000 Commander	11-20	OS2363
1000 Defender	16-17	OS2363
1000 Defender	18-20	OS2991
1000 Maverick	13-18	OS2363
1000 Maverick Sport	19-20	OS2991
1000 Maverick Trail	18-20	OS2991
1000 Outlander	12-20	OS2363
1000 Renegade	12-20	OS2363

HONDA

MODEL	YEAR	PART #
ATC70	79-85	OS1340
TRX70	86-87	OS1341
ATC90	73-78	OS1352
TRX 90	93-20	OS2314
ATC110	79-85	OS1352
ATC125M	84-85	OS1351
ATC125M	86-87	OS1361
TRX125	85-86	OS1360
TRX125	87-88	OS1361
ATC185	1980	OS1353
ATC185S	81-83	OS1353
ATC200	81-83	OS1353
ATC200E	82-83	OS1357
ATC200ES	1984	OS1359
ATC200M	84-85	OS1355
ATC200S	84-86	OS2341
ATC200X	83-87	OS2341
TRX200	1984	OS1359
TRX200SX	86-88	OS1373
TRX200	90-97	OS2255
TRX200D	91-98	OS2255
ATC250R	81-84	OS1354
ATC250R	85-86	OS2147
ATC250ES	85-87	OS2168
ATC250SX	85-87	OS2168
TRX250	85-87	OS2168
TRX250R	86-89	OS2147
TRX250EX	01-20	OS2311
TRX250 Recon	97-01	OS2211
TRX250 Recon	02-20	OS2311
TRX300/FW Fourtrax	88-00	OS2168
TRX300EX/X	93-09	OS2146
ATC350X	85-86	OS1367
TRX350 4x4	86-89	OS1368
TRX350 Rancher	00-06	OS2236
TRX400EX	99-04	OS2139
TRX400EX/X	05-14	OS2278
TRX400 Foreman	95-03	OS2208
TRX400 Rancher	04-07	OS2310
TRX420 Rancher SRA Manual	07-20	OS2351
TRX420 Rancher SRA Auto	14-16	OS2351
TRX420 Rancher SRA Auto	17-20	OS2354
TRX420 Rancher IRS Auto	09-14	OS2354
TRX420 Rancher IRS Auto	15-16	OS2351
TRX420 Rancher IRS Auto	17-20	OS2354

Oil seal kits continue on the next page.



HONDA		
MODEL	YEAR	PART #
TRX450 Foreman	98-04	OS2209
TRX450R	04-05	OS2237
TRX450R	06-09	OS2312
TRX450ER	06-14	OS2312
SXS500 Pioneer	15-20	OS2351
TRX500 Foreman Manual	05-11	OS2277
TRX500 Foreman Manual	12-19	OS2990
TRX500 Foreman ES	05-11	OS2276
TRX500 Foreman ES	12-19	OS2351
TRX500 Rubicon Auto	01-14	OS2210
TRX500 Rubicon IRS Auto	15-19	OS2354
TRX500 Rubicon IRS Manual	15-19	OS2990
TRX520 Foreman Manual	2020	OS2990
TRX520 Foreman ES	2020	OS2354
TRX520 Rubicon IRS Auto	2020	OS2354
TRX520 Rubicon IRS Manual	2020	OS2990
TRX650 Rincon	03-05	OS2978
TRX680 Rincon	06-20	OS2978
SXS1000 Pioneer	16-20	OS2997
SXS1000 Talon	19-20	OS2997

KAWASAKI		
MODEL	YEAR	PART #
KFX50	03-06	OS2230
KFX50	07-20	OS2397
KFX80	03-06	OS2231
KFX90	07-20	OS2398
KLF220A Bayou	88-02	OS2138
KLF250A Bayou	03-11	OS2138
KXT250 Tecate	84-85	OS2281
KXT250 Tecate	86-87	OS2159
KXF250 Tecate	87-88	OS2282
KSF250 Mojave	87-04	OS2323
KEF300 Lakota	95-02	OS2241
KLF300A Bayou	86-87	OS2242
KLF300B Bayou	88-04	OS2242
KLF300C Bayou 4x4	89-04	OS2242
KVF 300 Prairie, 4x4	99-02	OS2244
KVF 360 Prairie 4x4	03-13	OS2215
KFX400	03-06	OS2201
KLF400 Bayou 4X4	93-99	OS2199
KVF400 Prairie 4X4	97-02	OS2213
KFX450R	08-14	OS2334
KVF650 Prairie	02-03	OS2251
KVF650 Brute Force SRA	05-13	OS2251
KVF650i Brute Force IRS	06-13	OS2251
KFX700 V-Force	04-09	OS2251
KVF700 Prairie	04-06	OS2251
KVF750i Brute Force	05-11	OS2251
KVF750i Brute Force	12-14	OS2366
KVF750i Brute Force	15-20	OS2881
KRF750 Teryx	08-12	OS2251
KRF750 Teryx	2013	OS2366
KRT750 Teryx 4	12-13	OS2396
KRF800 Teryx	14-20	OS2396
KRT800 Teryx 4	14-20	OS2396

POLARIS		
MODEL	YEAR	PART #
50 Outlaw	08-19	OS2340
50 Predator	04-06	OS2261
50 Predator	2007	OS2340
50 Scrambler	01-03	OS2261
90 Outlaw	07-16	OS2340
90 Predator	03-04	OS2261
90 Predator	05-06	OS2322
90 Scrambler	01-03	OS2261
90 Sportsman	01-04	OS2261
90 Sportsman	05-06	OS2322
90 Sportsman	07-16	OS2340
110 Outlaw	16-20	OS2340
110 Sportsman	16-20	OS2340
150 Ace	17-18	OS2376
150 Ranger	18-20	OS2376
170 RZR	09-20	OS2394
200 Phoenix	05-20	OS2394
200 Sawtooth	06-07	OS2394
250 Big Boss	89-93	OS2140
250 Scrambler	85-86	OS2140
250 Trail Blazer	90-06	OS2140
250 Trail Boss	88-95	OS2140
250 Xplorer 4x4	00-02	OS2140
250R/ES Trail Boss	85-99	OS2140
250X Cyclone 6x6	91-93	OS2140
300 2x4,4x4	94-95	OS2140
300 Big Boss	1994	OS2140
300 Hawkeye	06-11	OS2393
300 Sportsman	08-10	OS2393
300 Xplorer 4x4	96-99	OS2140
300 Xpress 2x4	96-99	OS2140
325 Ace	14-16	OS2375
325 Hawkeye	2015	OS2375
325 Ranger ETX	15-16	OS2375
325 Sportsman ETX	2015	OS2375
325 Magnum	00-02	OS2143
325 Xpedition	00-02	OS2169
325 Trail Boss	00-02	OS2143
330 Magnum	03-05	OS2143
330 Trail Boss	03-13	OS2143
330 Trail Blazer	08-13	OS2143
335 Sportsman	99-00	OS2143
350L 2x4, 4x4, 6x6	90, 93	OS2142
350L Trail Boss 2x4, 4x4	91-92	OS2142
400L 2x4	94-95	OS2142
400L 4x4/ Sportsman	94-97, 01	OS2142
400L Big Boss 6x6	94-97	OS2142
400 Hawkeye HO 2x4	12-14	OS2143
400 Ranger	10-14	OS2143
400L Scrambler 2x4	2000	OS2142
400L Scrambler 4x4	95-00	OS2142
400L Sport	94-99	OS2142
400 Sportsman	94-98	OS2142
400 Sportsman	01-05	OS2143
400 Sportsman	08-14	OS2143
400 Trail Blazer	2003	OS2142
400L Xplorer 4x4	95-02	OS2142
400L Xpress 2x4	96-97	OS2142
425 Magnum Auto	95-98	OS2143

INDEX

WIDE OPEN PARTS

TIRES & WHEELS

BRAKES

AIR, OIL & FUEL

BATTERY & ELECTRICAL

ENGINE

BEARINGS

BUSHINGS

DRIVELINE

AXLES

BELTS

CONTROLS

TOOLS & CHEMICALS

EXHAUST

ACCESSORIES



Oil seal kits continue on the next page.



POLARIS

MODEL	YEAR	PART #
425 Magnum 6x6 Auto	1997	OS2143
425 Expedition Manual	00-02	OS2262
450 Sportsman	06-07	OS2143
450 Sportsman HO	16-20	OS2141
500 Ace	17-19	OS2141
500 Predator	03-04	OS2249
500 Predator	05-07	OS2249
500 Outlaw	06-07	OS2249
500 Magnum	99-03	OS2143
500 Ranger	99-13	OS2143
500 Ranger	17-20	OS2141
500 Scrambler	97-12	OS2143
500 Sportsman	96-13	OS2143
500 Xplorer	1997	OS2143
525 Outlaw	07-11	OS2335
550 Sportsman	10-14	OS2156
570 Ace	2015	OS2141
570 Ace	16-19	OS2191
570 Ranger	14-15	OS2141
570 Ranger	16-20	OS2191
570 RZR	12-15	OS2141
570 RZR	16-20	OS2191
570 Sportsman	14-20	OS2170
600 Sportsman	03-04	OS2345
700 Ranger	05-09	OS2353
700 Sportsman (mfg 10/02/03 and prior)	02-04	OS2345
700 Sportsman (mfg after 10/02/03)	04-08	OS2353
800 Ranger	10-16	OS2353
800 RZR	08-14	OS2353
800 Sportsman	05-14	OS2353
850 Scrambler	13-20	OS2188
850 Sportsman	09-13	OS2189
850 Sportsman	14-20	OS2188
900 Ace	16-19	OS2200
900 Ranger	13-15	OS2198
900 Ranger	16-19	OS2200
900 Ranger Diesel	11-14	OS2256
900 RZR	11-15	OS2198
900 RZR	16-17	OS2200
900 RZR	18-20	OS2205
925 RZR Turbo	16-17	OS2200
925 RZR Turbo	18-20	OS2205
1000 General	16-17	OS2200
1000 General	18-20	OS2205
1000 Ranger	2017	OS2200
1000 Ranger	18-20	OS2205
1000 Ranger Diesel	15-18	OS2243
1000 RZR	14-15	OS2198
1000 RZR	16-17	OS2200
1000 RZR	18-20	OS2205
1000 Scrambler	14-18	OS2188
1000 Sportsman	15-20	OS2188

SUZUKI

MODEL	YEAR	PART #
LTA50 Quad Sport	02-05	OS2230
LT80 Quad Sport	87-06	OS2231
LTF160 Quad Runner	91-01	OS2150
LT230E	87-93	OS2280
LT4WD 250 4x4	87-96	OS2151
LTF4WD Quad Runner	97-98	OS2151
LT250R Quad Racer	85-86	OS2157
LT250R Quad Racer	87-92	OS2148
LTF250 Quad Runner	88-01	OS2151
LTF250F Quad Runner	99-02	OS2151
LTF250 Ozark	02-14	OS2254
LTZ250	04-09	OS2254
LTF4WDX 300 King Quad	91-98	OS2152
LTF300F King Quad	99-02	OS2152
LTZ400	03-08	OS2201
LTZ400	09-14	OS2973
LTA400 Eiger Auto	02-07	OS2239
LTF400 Eiger Manual	02-12	OS2234
LTA400F King Quad Auto	08-15	OS2239
LTF400F King Quad Manual	08-12	OS2234
LTR450	06-09	OS2327
LTA500 Vinson Auto	02-07	OS2259
LTF500 Vinson Manual	03-07	OS2258
LTF500 Quadmaster	98-02	OS2258
LTR500R Quadzilla	1987	OS2158
LTR500R Quadzilla	88-90	OS2149
LTV700 Twin Peaks	04-05	OS2251

YAMAHA

MODEL	YEAR	PART #
YFM50 Raptor	04-08	OS2263
YFM80 All	85-08	OS2229
YFA1 Breeze	89-04	OS2250
YFM125 Grizzly	04-13	OS2250
YT125 TriMoto	80-81	OS1413
YT125/175 TriMoto	82-85	OS1414
YTM200E	83-85	OS1416
YTM200 ER	1985	OS1417
YFM200 Moto 4	85-89	OS2273
YFM200DX Moto 4	86-87	OS1419
YFS200 Blaster	88-06	OS1420
YTM225 DX	83-85	OS2273
YTM225 DR	85-86	OS2273
YFM225 Moto-4	86-88	OS2273
YFM250 Moto-4	89-91	OS2273
YFM250 BearTracker	99-04	OS2273
YFM250 Big Bear	07-09	OS2273
YFM250 Bruin	05-06	OS2273
YFB250 Timberwolf	92-98	OS2273
YFB250FW Timberwolf	94-00	OS2260
YFM250R Raptor	08-13	OS2339
YTZ250 Tri-Z	85-86	OS1424
YFM350ER Moto 4	87-95	OS2279
YFM350ER Big Bear 2x4	89-99	OS1432
YFM350FW BigBear	87-96	OS2279
YFM350FW Big Bear	97-99	OS2218

Oil seal kits continue on the next page.



YAMAHA		
MODEL	YEAR	PART #
YFM350U Big Bear	96-99	OS2279
YFM350 Bruin	04-06	OS2253
YFM350 Grizzly	07-14	OS2253
YFM350 Raptor	04-13	OS2155
YFM350 Warrior	87-04	OS2155
YFM350FX Wolverine	95-05	OS2218
YFM350X Wolverine	06-10	OS2253
YFZ350 Banshee	87-06	OS2154
YFM400 Big Bear	00-12	OS2218
YFM400 Kodiak	93-98	OS2279
YFM400 Kodiak	1999	OS2218
YFM400 Kodiak	00-06	OS2247
YFM400 Grizzly	07-08	OS2247
YFM450 Kodiak	03-06	OS2247
YFM450 Kodiak	2018	OS2247

YAMAHA		
MODEL	YEAR	PART #
YXR450 Rhino	06-09	OS2247
YFM450 Grizzly	07-14	OS2247
YFM450 Wolverine	06-10	OS2247
YFZ450	04-13	OS2238
YFZ450R	09-18	OS2350
YFZ450X	10-11	OS2350
YFM550 Grizzly	09-14	OS2349
YFM600 Grizzly	98-01	OS2202
YFM660 Raptor	01-05	OS2232
YFM660 Grizzly	02-08	OS2233
YXR660 Rhino	04-07	OS2233
YFM700 Grizzly	07-15	OS2349
YFM700 Raptor	06-18	OS2338
YXR700 Rhino	08-13	OS2349
YXM700 Viking	14-18	OS2349



INDEX

WIDE OPEN PARTS

TIRES & WHEELS

BRAKES

AIR, OIL & FUEL

BATTERY & ELECTRICAL

ENGINE

BEARINGS

BUSHINGS

DRIVELINE

AXLES

BELTS

CONTROLS

TOOLS & CHEMICALS

EXHAUST

ACCESSORIES





Valve Sets

OEM quality. Sold as a set of one (1) intake and one (1) exhaust.

Valve Seals

Sold in sets of ten (10), or can be ordered individually by adding "EA" to the end of the part number.

Valve Keepers

OE quality. Sold in sets of two (2).



Valve Sets



Valve Seals

ARCTIC CAT

MODEL	YEAR	SHINDY VALVE SET	VALVE SEALS
DVX400	03-06	VS3044*	VA603

HONDA

MODEL	YEAR	SHINDY VALVE SET	VALVE SEALS
ATC/TRX70	73-87	VS004	VA001
ATC90	72-78	VS005	VA001
TRX90	93-21	VS1023	VA103
ATC110	79-85	VS005	VA001
ATC125M	84-85	VS007	VA007
ATC125	86-87	VS013	VA007
TRX125	85-86	VS007	VA007
TRX125	87-88	VS013	VA007
ATC185/S	80-83	VS006	VA007
ATC200/M/S	81-86	VS006	VA007
ATC200X	83-85	VS006	VA007
ATC200X	86-87	VS010	VA007
ATC200E/ES Big Red	82-84	VS006	VA007
TRX200	1984	VS006	VA007
TRX200SX	86-88	VS010	VA007
TRX200/D/L	90-99	VS010	VA007
TRX200	90-91	VS006	VA007
ATC250SX	85-87	VS009	VA007
ATC250ES Big Red	85-87	VS009	VA007
TRX250	85-87	VS009	VA007
TRX250X	87-92	VS012*	VA007
TRX250EX/X	01-17	VS1032	VA007
TRX250 Recon	97-01	VS1028	VA007
TRX250 Recon	02-20	VS1033	VA007
TRX300/300 4x4	88-00	VS888	VA007
TRX300EX/X	93-09	VS012*	VA007
ATC350X	85-86	VS008	VA007
TRX350 FourTrax 4x4	86-87	VS1021	VA007
TRX350/D	86-89	VS008*	VA007
TRX350 Rancher	00-06	VS1031	VA007

KEY

- * 2 Valve sets required to complete engine
- ** 3 Valve sets required to complete engine
- *** 4 Valve sets required to complete engine

Valve sets continue on the next page.



HONDA			
MODEL	YEAR	SHINDY VALVE SET	VALVE SEALS
TRX400FW	95-03	VS1022	VA007
TRX400EX/X	99-13	VS1024*	VA008
TRX400 Rancher	04-07	VS1027	VA005
TRX420 Rancher SRA	07-08	VS1027	VA005
TRX420 Rancher SRA	09-13	VS1055	VA005
TRX420 Rancher IRS Auto	2014	VS1055	VA005
TRX420 Rancher SRA	14-21	VS1057	VA005
TRX420 Rancher IRS Auto	15-21	VS1057	VA005
TRX450S/ES	98-04	VS1025	VA007
TRX450R	04-05	VS1048	
SXS500 Pioneer	15-20	VS1057	VA005
TRX500 Foreman	05-13	VS1055	VA005
TRX500 Foreman	14-19	VS1057	VA005
TRX500 Rubicon	01-14	VS1029*	VA007
TRX500 Rubicon	15-19	VS1057	VA005
TRX520 Foreman	20-21	VS1057	
TRX520 Rubicon	20-21	VS1057	
TRX650 Rincon	03-05	VS1047*	VA007
TRX680 Rincon	06-21	VS1047*	VA007
MUV700 Big Red	08-13	VS1047*	VA007
SXS700 Pioneer	14-21	VS1047*	VA007
TRX700XX	08-09	VS1046	

KAWASAKI			
MODEL	YEAR	SHINDY VALVE SET	VALVE SEALS
KLF/KLT110	84-88	VS611	VA603
KLT160	1985	VS616	VA603
KLF185	85-88	VS616	VA603
KLT185	86-87	VS616	VA603
KLT200	81-84	VS609	VA601
KLF220 Bayou	88-02	VS4033	VA603
KLF250 Bayou	03-11	VS4033	VA603
KLT250	82-85	VS609	VA601
KSF250 Mojave	87-03	VS618	VA603
KLF300 Bayou	86-05	VS609	VA601
KEF300 Lakota	95-03	VS609	VA601
KVF300 Prairie	99-02	VS609	VA601
KVF360 Prairie	03-12	VS4049	
KLF400 Bayou	93-99	VS4034*	VA603
KFX400	03-06	VS3044*	VA603
KVF400 Prairie	97-02	VS4034*	VA603
KVF650 Prairie	02-03	VS4050***	

- KEY**
- * 2 Valve sets required to complete engine
 - ** 3 Valve sets required to complete engine
 - *** 4 Valve sets required to complete engine

Valve sets continue on the next page.

- INDEX
- WIDE OPEN PARTS
- TIRES & WHEELS
- BRAKES
- AIR, OIL & FUEL
- BATTERY & ELECTRICAL
- ENGINE**
- BEARINGS
- BUSHINGS
- DRIVELINE
- AXLES
- BELTS
- CONTROLS
- TOOLS & CHEMICALS
- EXHAUST
- ACCESSORIES





KAWASAKI

MODEL	YEAR	SHINDY VALVE SET	VALVE SEALS
KVF650 Brute Force	06-13	VS4050***	
KFX700 V-Force	04-08	VS4050***	
KVF700 Prairie	04-06	VS4050***	
KVF750 Brute Force	05-21	VS4050***	
KRF750 Teryx	08-13	VS4050***	
KRF800 Teryx	14-21	VS4050***	

POLARIS

MODEL	YEAR	SHINDY VALVE SET	VALVE SEALS
400 Sportsman	01-05	VS5401*	
425 Magnum	96-98	VS5401*	
425 Xpedition	00-02	VS5401*	
450 Sportsman	06-07	VS5401*	
450 Sportsman	2016	VS5403*	
500 Magnum	99-02	VS5401*	
500 Ranger Series 10/11	99	VS5401*	
500 Ranger 4X4	99-13	VS5401*	
500 Scrambler	97-07	VS5401*	
500 Sportsman	96-13	VS5401*	
500 Xplorer	1997	VS5401*	
550 Sportsman	09-14	VS5402*	
570 Ace	2015	VS5403*	
570 Ranger	14-16	VS5403*	
570 RZR	12-16	VS5403*	
570 Sportsman	14-18	VS5403*	
700 Ranger	05-09	VS5404*	
700 Sportsman	06-08	VS5404*	
800 Ranger	10-17	VS5404*	
800 RZR	08-14	VS5404*	
800 Sportsman	05-14	VS5404*	

KEY

- * 2 Valve sets required to complete engine
- ** 3 Valve sets required to complete engine
- *** 4 Valve sets required to complete engine

Valve sets continue on the next page.



POLARIS (by HotCams)			
MODEL	YEAR	IN/EX	VALVE SEALS
400 Hawkeye HO	2014	Exhaust	VS033
		Intake	VS035
400 Ranger	10-14	Exhaust	VS033
		Intake	VS035
400 Sportsman	01-05	Exhaust	VS033
		Intake	VS035
400 Sportsman HO	08-14	Exhaust	VS033
		Intake	VS035
425 Xpedition 4x4	00-02	Exhaust	VS033
		Intake	VS035
450 Sportsman	06-07	Exhaust	VS033
		Intake	VS035
450 Sportsman HO	2016	Exhaust	VS030
		Intake	VS034
500 Magnum 4x4	01-03	Exhaust	VS033
		Intake	VS035
500 Ranger Series 10	2003	Exhaust	VS033
		Intake	VS035
500 Ranger Series 11	2004	Exhaust	VS033
		Intake	VS035
500 Ranger 2x4 Carb	04-09	Exhaust	VS033
		Intake	VS035
500 Ranger 4x4	99-13	Exhaust	VS033
		Intake	VS035
500 Scrambler 2x4	02-07	Exhaust	VS033
		Intake	VS035
500 Scrambler 4x4	01-12	Exhaust	VS033
		Intake	VS035
500 Sportsman	02-09	Exhaust	VS033
		Intake	VS035
500 Sportsman HO	01-12	Exhaust	VS033
		Intake	VS035
500 Worker 4x4	01-09	Exhaust	VS033
		Intake	VS035
500 Worker 4x4	01-02	Exhaust	VS033
		Intake	VS035
550 Sportsman	09-14	Exhaust	VS037
		Intake	VS028
570 Ace	2015	Exhaust	VS030
		Intake	VS034
570 Ranger	14-16	Exhaust	VS030
		Intake	VS034
570 RZR	12-16	Exhaust	VS030
		Intake	VS034
570 Sportsman	14-18	Exhaust	VS030
		Intake	VS034

INDEX

WIDE OPEN PARTS

TIRES & WHEELS

BRAKES

AIR, OIL & FUEL

BATTERY & ELECTRICAL

ENGINE

BEARINGS

BUSHINGS

DRIVELINE

AXLES

BELTS

CONTROLS

TOOLS & CHEMICALS

EXHAUST

ACCESSORIES

- KEY**
- * 2 Valve sets required to complete engine
 - ** 3 Valve sets required to complete engine
 - *** 4 Valve sets required to complete engine

Valve sets continue on the next page.





POLARIS (by HotCams)

MODEL	YEAR	IN/EXSH	VALVE SEALS
800 Ranger	11-14	Exhaust	VS031
	13-14	Intake	VS032
800 Ranger Crew	10-14	Exhaust	VS031
	11-14	Intake	VS032
800 RZR	11-14	Exhaust	VS031
	09-14	Intake	VS032
800 Sportsman	12-14	Exhaust	VS031
		Intake	VS032
850 Scrambler	14-18	Exhaust	VS039
		Intake	VS036
850 Sportsman	09-14	Exhaust	VS039
	09-18	Intake	VS036
900 Ace	17-18	Exhaust	VS038
		Intake	VS029
900 Ranger	13-18	Exhaust	VS038
		Intake	VS029
900 Ranger Crew	14-18	Exhaust	VS038
		Intake	VS029
900 RZR	11-14	Exhaust	VS040
		Intake	VS034
900 RZR	15-18	Exhaust	VS038
		Intake	VS029
925 RZR XP Turbo	2016	Exhaust	VS038
	16-18	Intake	VS034
1000 General	17-18	Exhaust	VS038
		Intake	VS034
1000 Ranger XP	17-18	Exhaust	VS038
		Intake	VS029
1000 Ranger XP Crew	17-18	Exhaust	VS038
		Intake	VS029
1000 RZR	14-18	Exhaust	VS038
		Intake	VS034
1000 RZR 4	14-17	Exhaust	VS038
		Intake	VS034
1000 RZR S	16-18	Exhaust	VS038
		Intake	VS034

- KEY**
- * 2 Valve sets required to complete engine
 - ** 3 Valve sets required to complete engine
 - *** 4 Valve sets required to complete engine

Valve sets continue on the next page.



SUZUKI			
MODEL	YEAR	SHINDY VALVE SET	VALVE SEALS
ALT125	83-84	VS405	VA401
ALT125	85-86	VS407	VA401
LT125	83-84	VS405	VA401
LT125	85-87	VS407	VA401
LT-F160	89-04	VS3030	VA401
ALT185	1985	VS407	VA401
LT185	84-87	VS407	VA401
LT230 ALL	85-93	VS409	VA401
LT250E/EF	85-86		VA401
LT-4WD QuadRunner	87-98	VS441	VA401
LT-F250	89-01	VS441	VA401
LT250S QuadSport	89-90	VS441	VA401
LT-F250 Ozark	02-12	VS409	VA401
LTZ250 QuadSport	04-09	VS409	VA401
LT300E QuadRunner	87-89	VS406*	VA401
LT300F King Quad	91-02	VS441	VA401
LTA400 Eiger	02-07	VS3028*	VA404
LTF400 King Quad	08-20	VS3028	VA404
LTZ400 QuadSport	03-08	VS3044*	VA404
LTA450X King Quad	07-10	VS3028	VA404
LTR450R Quad Racer	06-10	VS3052	
LT-F500F QuadRunner	98-05	VS3028*	VA404
LT-A500F Vinson	02-07	VS3028*	VA404
LT-A500X King Quad	09-20	VS3028	VA404
LTV 700 Twin Peaks	04-05	VS4050	

YAMAHA			
MODEL	YEAR	SHINDY VALVE SET	VALVE SEALS
YFM80 ALL	85-01	VS2021	VA206
YFM80R Raptor	02-08	VS2021	VA206
YFM80 Grizzly	07-08	VS2021	VA206
YFM100	87-91	VS2021	VA206
YFA1 Breeze	89-03	VS2022	VA206
YFM125 Grizzly	04-13	VS2022	VA206
BW200	85-88	VS204	VA203
YTM200 Tri Moto	83-85	VS204	VA203
YFM200 DX Moto 4	85-90	VS204	VA203
YTM225 Tri Moto/DX/DR	83-86	VS204	VA203
YFM225 Moto 4	83-88	VS204	VA203
YFU1W ProHauler / YFM250 Moto 4	89-91	VS204	VA203
YFB250/FW Timberwolf	92-99	VS204	VA203
YFM250 Bear Tracker	99-04	VS204	VA203

KEY

- * 2 Valve sets required to complete engine
- ** 3 Valve sets required to complete engine
- *** 4 Valve sets required to complete engine

Valve sets continue on the next page.

- INDEX
- WIDE OPEN PARTS
- TIRES & WHEELS
- BRAKES
- AIR, OIL & FUEL
- BATTERY & ELECTRICAL
- ENGINE**
- BEARINGS
- BUSHINGS
- DRIVELINE
- AXLES
- BELTS
- CONTROLS
- TOOLS & CHEMICALS
- EXHAUST
- ACCESSORIES





- INDEX
- WIDE OPEN PARTS
- TIRES & WHEELS
- BRAKES
- AIR, OIL & FUEL
- BATTERY & ELECTRICAL
- ENGINE
- BEARINGS
- BUSHINGS
- DRIVELINE
- AXLES
- BELTS
- CONTROLS
- TOOLS & CHEMICALS
- EXHAUST
- ACCESSORIES

YAMAHA			
MODEL	YEAR	SHINDY VALVE SET	VALVE SEALS
YFM250 Bruin	05-06	VS204	VA203
YFM250 Big Bear	07-09	VS204	VA203
YFM250 Raptor	08-13	VS204	VA203
BW350	87-88	VS206	
YFM350ER Moto 4	87-95	VS206	VA205
YFM350U	96-00	VS206	VA205
YFM350 Big Bear	87-99	VS206	VA205
YFM350 Bruin	04-06	VS208	VA205
YFM350 Grizzly	07-14	VS208	VA205
YFM350FX Wolverine	95-08	VS208	VA205
YFM350 Raptor	05-13	VS208	VA205
YFM350X Warrior	87-04	VS208	VA205
YFP350 TerraPro	1988	VS206	VA205
YFM400FW Kodiak	93-98	VS208	VA205
YFM400A Kodiak Liquid Cooled	00-05	VS211	VA205
YFM400 Big Bear	00-12	VS208	VA205
YFM400 Grizzly	07-08	VS208	VA205
YFM450 Kodiak	03-06	VS231	VA205
YFM450 Kodiak	18-21	VS231	VA205
YFM450 Grizzly	07-14	VS231	VA205
YXR450 Rhino	06-09	VS208	VA205
YFM450X Wolverine	06-10	VS231	VA205
YFM600 Grizzly	98-01	VS210*	VA205
YFM660 Grizzly	02-08	VS222**	VA203
YFM660R Raptor	01-05	VS222**	VA203
YXR660 Rhino	04-07	VS222**	VA203
YFM700 Grizzly	07-13	VS232*	VA203
YFM700 Grizzly	19-21	VS232*	VA203
YFM700 Kodiak	19-21	VS232*	VA203
YFM700 Raptor	06-20	VS232*	VA203
YXR700 Rhino	08-13	VS232*	VA203
YXM700 Viking	14-21	VS232*	VA203

- KEY**
- * 2 Valve sets required to complete engine
 - ** 3 Valve sets required to complete engine
 - *** 4 Valve sets required to complete engine

Shim Conversion Kit


Upgrade shim conversion kit: Adjust engine valve clearance using commonly available 9.48mm shims rather than costly Polaris shim buckets: Diamond Like Carbon (DLC) coated for durability and performance: Includes 8 buckets and 8 retainers: For use with OEM valves, springs, camshafts and aftermarket high performance camshafts: Requires use of 9.48mm valve shims not included



Part# HC00134

POLARIS

MODEL	YEAR
450 SPORTSMAN HO	2016
570 ACE	15-19
570 RANGER	14-20
570 RANGER CREW	14-20
570 RANGER FULL SIZE	15-20
570 RANGER FULL SIZE CREW	15-16
570 RANGER HD	2019
570 RANGER XP	2016
570 RANGER 6 FULL SIZE CREW	16-20
570 RZR	14-20
570 SPORTSMAN	14-20
900 ACE	16-19
900 RANGER	14-19
900 RANGER CREW	14-19
900 RZR	14-20
900 RZR 4	14-18
900 RZR S	15-20
925 RZR TURBO	16-20
925 RZR TURBO S	18-20
925 RZR TURBO S VELOCITY	19-20
925 RZR 4 TURBO	16-20
925 RZR 4 TURBO S	19-20
925 RZR 4 TURBO S VELOCITY	19-20
925 RZR TURBO PRO XP	2020
925 RZR TURBO PRO XP 4	2020
1000 GENERAL	16-20
1000 GENERAL 4	17-20
1000 RANGER EPS	18-20
1000 RANGER EPS CREW	2020
1000 RANGER XP	2017
1000 RANGER XP CREW	17-18
1000 RANGER XP EPS	19-20
1000 RANGER XP EPS CREW	2019
1000 RZR	14-20
1000 RZR 4	16-20
1000 RZR S	16-19
1000 RZR S4	19-20
1000 RZR RS1	18-20



INDEX

WIDE OPEN PARTS

TIRES & WHEELS

BRAKES

AIR, OIL & FUEL

BATTERY & ELECTRICAL

ENGINE

BEARINGS

BUSHINGS

DRIVELINE

AXLES

BELTS

CONTROLS

TOOLS & CHEMICALS

EXHAUST

ACCESSORIES

9.48 Valve Shim Kits

ARCTIC CAT

MODEL	YEAR
DVX 400	04-08

HONDA

MODEL	YEAR
TRX450ER	06-14
TRX450R	04-09

KAWASAKI

MODEL	YEAR
KFX400	03-06
KFX450R	08-14

SUZUKI

MODEL	YEAR
LTX400	00-13
LTR450	06-09



YAMAHA

MODEL	YEAR
YFZ450	04-13
YFZ450R	09-14
YFZ450X	10-11



PART # HC00002 9.48mm Complete shim kit: Thickness of 1.20mm-3.50mm in .05mm increments with 3 shims in each size: Forged 4140 cold rolled steel: Heat treated for improved strength and longevity: Laser etched

PART # HC48120 Shim Refill 5 pack: Size 9.48 X 1.20 Forged 4140 cold rolled steel: Heat treated for improved strength and longevity: Laser etched

PART # HC48125 Shim Refill 5 pack: Size 9.48 X 1.25 Forged 4140 cold rolled steel: Heat treated for improved strength and longevity: Laser etched

PART # HC48130 Shim Refill 5 pack: Size 9.48 X 1.30 Forged 4140 cold rolled steel: Heat treated for improved strength and longevity: Laser etched

PART # HC48135 Shim Refill 5 pack: Size 9.48 X 1.35 Forged 4140 cold rolled steel: Heat treated for improved strength and longevity: Laser etched

PART # HC48140 Shim Refill 5 pack: Size 9.48 X 1.40 Forged 4140 cold rolled steel: Heat treated for improved strength and longevity: Laser etched

PART # HC48145 Shim Refill 5 pack: Size 9.48 X 1.45 Forged 4140 cold rolled steel: Heat treated for improved strength and longevity: Laser etched

PART # HC48150 Shim Refill 5 pack: Size 9.48 X 1.50 Forged 4140 cold rolled steel: Heat treated for improved strength and longevity: Laser etched

PART # HC48155 Shim Refill 5 pack: Size 9.48 X 1.55 Forged 4140 cold rolled steel: Heat treated for improved strength and longevity: Laser etched

PART # HC48160 Shim Refill 5 pack: Size 9.48 X 1.60 Forged 4140 cold rolled steel: Heat treated for improved strength and longevity: Laser etched

PART # HC48165 Shim Refill 5 pack: Size 9.48 X 1.65 Forged 4140 cold rolled steel: Heat treated for improved strength and longevity: Laser etched

PART # HC48170 Shim Refill 5 pack: Size 9.48 X 1.70 Forged 4140 cold rolled steel: Heat treated for improved strength and longevity: Laser etched

PART # HC48175 Shim Refill 5 pack: Size 9.48 X 1.75 Forged 4140 cold rolled steel: Heat treated for improved strength and longevity: Laser etched

Spark Plugs by NGK

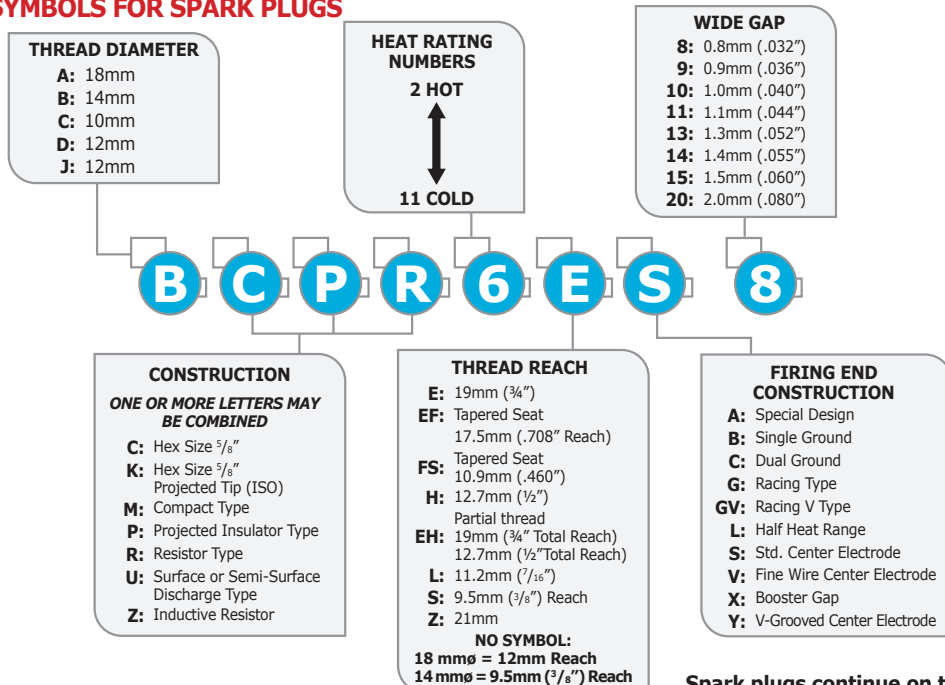
J&M stocks the following NGK spark plugs. **10¢ per plug discount when ordered in boxes of ten (10).**



NGK CROSS REFERENCE

PLUG #	J&M PART #	PLUG #	J&M PART #	PLUG #	J&M PART #	PLUG #	J&M PART #
B7ES	PL019	BPR6HIX	PL4085	CR7HS	PL102	DR8ESL	PL066
B7HS	PL069	BPR7ES	PL080	CR7HSA	PL193	DR8HS	PL035
B8EGV	PL090	BPR7EIX	PL4055	CR8E	PL018	EH68	PL188
B8ES	PL063	BPR7HIX	PL5944	CR8EIX	PL4218	IFR5L11	PL201
B9EGV	PL091	BPR7HS	PL190	CR8EK	PL144	IFR6B11	PL213
B9ES	PL143	BPR8ES	PL079	CR8EKPA	PL6985	IFR8H11	PL197
BCPR7ES	PL126	BR6ES	PL200	CR9EB	PL215	IJR7A9	PL108
BKR5E	PL071	BR7EIX	PL6664	CR9EIX	PL125	IZFR6J	PL4462
BKR5E-11	PL072	BR8ECM	PL3035	CR9EK	PL109	KR8AI	PL203
BKR5EIX-11	PL120	BR8EIX	PL5044	D6EA	PL089	LMAR6A-9	PL5946
BKR5EVX	PL113	BR8ES	PL105	D7EA	PL026	LMAR7A-9	PL214
BKR6E	PL189	BR8HIX	PL7001	D8EA	PL065	LMAR8C-9	PL205
BKR6EIX	PL6418	BR8HSA	PL198	D8EVX	PL119	LMARGI-8	PL216
BKR6EVX	PL017	BR9ECS	PL194	D8HA	PL068	LMAR8D-J	PL044
BKR7E	PL104	BR9EIX	PL3981	DCPR7E	PL184	LMAR9AI-8	PL209
BKR7EIX	PL207	BR9ES	PL196	DCPR8E	PL186	LMAR9D-J	PL208
BM2A	PL185	C6HSA	PL3228	DCP-R8E	PL187	LZKAR7A	PL6799
BM6FY	PL2967	C7HSA	PL041	DCPR8EIX	PL6546	MR7F	PL210
BMR2A	PL103	CPR6EB-9	PL5958	DP7EA-9	PL099	MR8F	PL211
BMR2A-10	PL191	CPR7EA-9	PL202	DP8EA-9	PL060	MR9F	PL212
BPR4HS	PL059	CPR7EIX-9	PL9198	DP8EVX-9	PL118	SILMAR7A9S	PL073
BP5ES	PL175	CPR8E	PL7411	DPR7EA-9	PL121	SILMAR9F	PL217
BP6ES	PL056	CPR8EB-9	PL183	DPR7EIX-9	PL116	YE01	PL172
BP6HS	PL054	CR6E	PL100	DPR8EA9	PL061	ZFR7F-11	PL124
BP7HS	PL092	CR6EIA-9	PL204	DPR8EX-9	PL114	ZGR5A	PL5839
BPMR7A	PL4626	CR6HIX	PL7274	DPR8Z	PL101	ZGR5A	PL5839
BPR2ES	PL123	CR6HSA	PL192	DR7EA	PL111		
BPR4ES	PL195	CR7E	PL106	DR7EIX	PL122		
BPR5EIX	PL6597	CR7EIX	PL117	DR8EA	PL110		
BPR6EIX	PL6637	CR7HIX	PL7544	DR8EIX	PL115		

» DESIGN SYMBOLS FOR SPARK PLUGS



Spark plugs continue on the next page.

INDEX

WIDE OPEN PARTS

TIRES & WHEELS

BRAKES

AIR, OIL & FUEL

BATTERY & ELECTRICAL

ENGINE

BEARINGS

BUSHINGS

DRIVELINE

AXLES

BELTS

CONTROLS

TOOLS & CHEMICALS

EXHAUST

ACCESSORIES

Spark Plug Applications



ARCTIC CAT						
CC	MODEL	YEAR	PART#	NGK#	GAP	CAP#
50cc	Youth 50	04-05	PL190	BPR7HS	.028	
	Youth 50	06,08	PL193	CR7HSA	.028	
90cc	Youth 90	02-04	PL190	BPR7HS	.028	
	Youth 90	05	PL192	CR6HSA	.028	
150cc	Youth 90/Utility/DVX/	06-20	PL193	CR7HSA	.028	
	150 Utility 2x4 Auto	09-16	PL110	DR8EA	.024	
250cc	150 Utility 2x4 Auto	17-19	PL065	D8EA	.024	
	250 2x4, 4x4('01-05)	99-07	PL111	DR7EA	.030	
300cc	DVX250	06-08	PL121	DPR7EA-9	.036	
	250 2X4	06-09	PL121	DPR7EA-9	.028	
	300 2x4, 4x4	98-05	PL111	DR7EA	.028	
350cc	300 Utility	10-14	PL121	DPR7EA-9		
	DVX300	09-15	PL121	DPR7EA-9		
350cc	350/CR	11-12	PL018	CR8E	.028	
366cc	366 Auto 4X4 FIS	08	PL106	CR7E		
	366 Auto 4X4 FIS	09-11	PL018	CR8E		
375cc	Automatic 2x4, 4x4	02	PL100	CR6E	.028	
400cc	400 2x4, 4x4	98	PL018	CR8E	.030	
	400 2x4, 4x4	99-03	PL100	CR6E	.028	
	400 2x4, 4x4	04-10	PL106	CR7E	.028	
	DVX400	04-07	PL106	CR7E	.030	
400cc	400 TRV/VP	06-08	PL106	CR7E	.030	
	400 TRV	09-10	PL018	CR8E	.030	
425cc	400 Alterra	16-17	PL018	CR8E	.032	
	425/CR	11-12	PL106	CR7E	.030	
450cc	450 EFI/TRV/GT/XC	10-17	PL106	CR7E	.032	
454cc	Bearcat 454 2x4('97-98), 4x4	96-98	PL018	CR8E	.030	
500cc	500 4x4	98	PL018	CR8E	.032	
	500 All	99-18	PL106	CR7E	.028	
550cc	550 H1 All + Prowler	09-15	PL7411	CPR8E	.028	
650cc	650 V2	04-06	PL106*	CR7E	.028	
	650 H1 All + Prowler	05-14	PL7411	CPR8E	.024	
700cc	700 H1	06-08	PL100	CR6E	.024	
	700 H1 + Prowler	09-17	PL7411	CPR8E	.024	
	Wildcat Sport	14-17	PL183*	CPR8EB-9	.024	
	Wildcat Trail	14-17	PL183*	CPR8EB-9	.024	
1000cc	All + Prowler	09-17	PL7411*	CPR8E	.024	
	1000 Wildcat	12-17	PL7411*	CPR8E	.024	

KEY

* Two (2) required

** Three (3) required

10¢ PER PLUG DISCOUNT
WHEN ORDERED IN BOXES OF 10

Spark plugs continue on the next page.

PLACE YOUR ORDER WITH US ...

BY PHONE: 1-800-367-9603 » BY FAX: 901-377-3392 » ONLINE: WWW.JMATV.COM



CAN-AM						
CC	MODEL	YEAR	PART#	NGK#	GAP	CAP#
50cc	DS50	02, 05-06	PL190	BPR7HS	.028	
	DS50/Quest	04	PL187	DCP-R8E	.028	
70cc	DS70 4-Stroke	09-15	PL102	CR7HS	.028	
90cc	DS90 2-Stroke	02, 05-06	PL190	BPR7HS	.028	
	DS90 4-Stroke	02-03	PL193	CR7HSA	.018	
	DS90 4-Stroke/ Quest	04	PL187	DCP-R8E	.028	
	DS90 4-Stroke	05-20	PL102	CR7HS	.028	
200cc	Rally 200	03-07	PL187	DCP-R8E	.030	
250cc	DS250	06-16	PL018	CR8E	.022	
330cc	Outlander	03-05	PL194	BR9ECS	.018	PL6711
400cc	Outlander	04-14	PL194	BR9ECS	.018	PL6711
450cc	DS450	08-15	PL187	DCP-R8E	.028	
	Outlander	15-20	PL044	LMAR8D-J	.028	PL6711
500cc	Defender HD5	17-20	PL044	LMAR8D-J	.028	PL6711
	Quest	03-05	PL194	BR9ECS	.018	
	Outlander	07-14	PL187*	DCP-R8E	.028	PL6711
	Renegade	08-14	PL187*	DCP-R8E	.028	PL6711
	Traxter	99-05	PL110	DR8EA	.028	PL6711
570cc	Outlander	15-20	PL187*	DCP-R8E	.028	
	Renegade	16-20	PL187*	DCP-R8E	.028	PL6711
650cc	DS650	00-05	PL110	DR8EA	.028	
	Outlander	06-20	PL187*	DCP-R8E	.028	PL6711
	Quest 650	02	PL110	DR8EA	.032	
	Quest	03-05	PL187*	DCP-R8E	.028	
	Renegade	18-20	PL187*	DCP-R8E	.028	PL6711
800cc	Defender HD8	16-20	PL187*	DCP-R8E	.028	PL6711
	Commander	11-20	PL187*	DCP-R8E	.028	PL6711
	Maverick Trail	18-20	PL187*	DCP-R8E	.028	PL6711
	Outlander	06-15	PL186*	DCPR8E	.028	PL6711
	Renegade	06-15	PL186*	DCPR8E	.028	PL6711
850cc	Outlander	16-20	PL044*	LMAR8D-J	.028	
	Renegade	16-20	PL044*	LMAR8D-J	.028	
900cc	Maverick X3	17-20	PL209**	LMAR9AI-8	.028	
1000cc	Defender HD10	16-19	PL187*	DCP-R8E	.028	PL6711
	Defender HD10	2020	PL205*	LMAR8C-9	.028	PL6711
	Commander	08-17	PL186*	DCPR8E	.028	PL6711
	Commander	18-20	PL205*	LMAR8C-9	.028	PL6711
	Maverick	13-18	PL205*	LMAR8C-9	.028	
	Maverick Turbo	16-18	PL208*	LMAR9D-J	.028	
	Maverick Sport	19-20	PL187*	DCP-R8E	.028	PL6711
	Maverick Trail	18-20	PL187*	DCP-R8E	.028	PL6711
	Outlander	12-15	PL187*	DCP-R8E	.028	PL6711
	Outlander	16-18	PL044*	LMAR8D-J	.028	PL6711
	Outlander	19-20	PL187*	DCP-R8E	.028	PL6711
	Renegade	12-15	PL187*	DCP-R8E	.028	PL6711
	Renegade	16-18	PL044*	LMAR8D-J	.028	PL6711
Renegade	19-20	PL187*	DCP-R8E	.028		
	X3	17-18	PL209**	LMAR9AI-8	.028	

- INDEX
- WIDE OPEN PARTS
- TIRES & WHEELS
- BRAKES
- AIR, OIL & FUEL
- BATTERY & ELECTRICAL
- ENGINE**
- BEARINGS
- BUSHINGS
- DRIVELINE
- AXLES
- BELTS
- CONTROLS
- TOOLS & CHEMICALS
- EXHAUST
- ACCESSORIES

KEY

- * Two (2) required
- ** Three (3) required

Spark plugs continue on the next page.





HONDA						
CC	MODEL	YEAR	PART#	NGK#	GAP	CAP#
70cc	ATC70	73-81	PL041	C7HSA	.028	PL298
	ATC70	82-85	PL102	CR7HS	.028	PL298
	TRX70	86-87	PL102	CR7HS	.028	PL298
90cc	ATC90	70-78	PL068	D8HA	.028	PL298
	TRX90	93-06	PL193	CR7HSA	.028	PL289
110cc	TRX90EX/X	07-20	PL192	CR6HSA	.028	PL289
	ATC110	79-81	PL068	D8HA	.028	PL298
125cc	ATC110	82-85	PL035	DR8HS	.028	PL298
	ATC125 /M	84-87	PL066	DR8ESL	.028	PL298
185cc	TRX125	85-88	PL066	DR8ESL	.028	PL298
	ATC185 /S	80-81	PL065	D8EA	.028	PL298
200cc	ATC185S	82-83	PL066	DR8ESL	.028	PL298
	ATC200	81	PL065	D8EA	.028	PL298
250cc	ATC200 /E/ES/M/S/X	82-87	PL066	DR8ESL	.028	PL298
	TRX200	84	PL066	DR8ESL	.028	PL298
	TRX200SX	86-88	PL066	DR8ESL	.028	PL298
	TRX200D	91-98	PL066	DR8ESL	.028	PL298
	TRX200	90-91	PL066	DR8ESL	.028	PL298
BEARINGS	ATC250ES/SX	85-87	PL066	DR8ESL	.028	
	ATC250R	81	PL063	B8ES	.032	PL300
	ATC250R	82-83	PL105	BR8ES	.032	PL300
BUSHINGS	ATC250R	84-86	PL196	BR9ES	.032	PL300
	FL250 Odyssey	77-80	PL019	B7ES	.032	PL292
	FL250 Odyssey	81	PL105	BR8ES	.032	PL292
DRIVELINE	FL250 Odyssey	82-84	PL143	B9ES	.032	PL292
	TRX250	85-87	PL066	DR8ESL	.028	
	TRX250X	87-92	PL066	DR8ESL	.032	
AXLES	TRX250EX	01-08	PL061	DPR8EA9	.035	
	TRX250X	09-16	PL121	DPR7EA-9	.035	
	TRX250R	86	PL063	B8ES	.032	PL300
BELTS	TRX250R	87-88	PL143	B9ES	.032	PL300
	TRX250R	89	PL080	BPR7ES	.032	PL300
	TRX250 Recon	97-20	PL121	DPR7EA-9	.035	
CONTROLS	300cc TRX300	88-00	PL061	DPR8EA9	.035	PL298
	TRX300EX	93-08	PL066	DR8ESL	.028	PL298
TOOLS & CHEMICALS	350cc ATC350X	85-86	PL066	DR8ESL	.028	PL298
	FL350R Odyssey	85	PL143	B9ES	.032	PL292
	TRX350D/Foreman	86-89	PL066	DR8ESL	.028	PL298
	TRX350 Rancher	00-06	PL121	DPR7EA-9	.035	PL300
EXHAUST	400cc FL400 Pilot	89-90	PL019	B7ES	.032	
	TRX400EX	99-08	PL101	DPR8Z	.028	PL302
	TRX400X	09-14	PL101	DPR8Z	.028	PL302
ACCESSORIES	TRX400 Foreman	95-04	PL121	DPR7EA-9	.035	PL289
	TRX400 Rancher	04-07	PL121	DPR7EA-9	.035	
	420cc TRX420 Rancher	07-21	PL072	BKR5E-11	.044	
	450cc TRX450 Foreman	98-99	PL121	DPR7EA-9	.035	PL289
	TRX450 Foreman	00-04	PL099	DP7EA-9	.035	PL289
	TRX450R/ER	04-13	PL197	IFR8H11	.044	
	500cc TRX500 Foreman	05-19	PL072	BKR5E-11	.044	
	TRX500 Rubicon	01-14	PL108	IJR7A9	.028	
	TRX500 Rubicon	15-19	PL072	BKR5E-11	.044	
	SXS500M Pioneer	15-21	PL072	BKR5E-11	.044	
520cc TRX520 Foreman	20-21	PL072	BKR5E-11	.044		
TRX520 Rubicon	20-21	PL072	BKR5E-11	.044		
650cc TRX650 Rincon	03-05	PL201	IFR5L11	.044	PL303	

KEY

- * Two (2) required
- ** Three (3) required

Spark plugs continue on the next page.

- INDEX
- WIDE OPEN PARTS
- TIRES & WHEELS
- BRAKES
- AIR, OIL & FUEL
- BATTERY & ELECTRICAL
- ENGINE
- BEARINGS
- BUSHINGS
- DRIVELINE
- AXLES
- BELTS
- CONTROLS
- TOOLS & CHEMICALS
- EXHAUST
- ACCESSORIES



HONDA						
CC	MODEL	YEAR	PART#	NGK#	GAP	CAP#
680cc	TRX680 Rincon	06-14	PL201	IFR5L11	.044	PL303
	TRX680 Rincon	15-21	PL5958	CPR6EB-9		
700cc	MUV700 Big Red	09-13	PL120	BKR5EIX-11	.044	
	TRX700 XX	08-09	PL124	ZFR7F-11	.044	
	SXS700 Pioneer	2014	PL072	BKR5E-11	.035	
	SXS700 Pioneer	15-21	PL5958*	CPR6EB-9		
1000	SXS1000M Pioneer	16-21	PL073*	SILMAR7A9S	.035	
	SXS1000S Talon	19-21	PL073*	SILMAR7A9S	.035	

KAWASAKI						
CC	MODEL	YEAR	PART#	NGK#	GAP	CAP#
50cc	KFX50	03-06	PL059	BPR4HS	.024	
	KFX50	07-21	PL193	CR7HSA	.028	
80cc	KFX80	03-06	PL190	BPR7HS	.028	
	KFX80	07	PL193	CR7HSA	.028	
90cc	KFX90	07-21	PL193	CR7HSA	.028	
110cc	KLF110 Mojave	87-88	PL3228	C6HSA	.028	PL289
	KLT110	84-85	PL026	D7EA	.028	PL289
	KLT110	86	PL041	C7HSA	.028	PL289
160cc	KLT160	85	PL065	D8EA	.028	PL289
185cc	KLF185 Bayou	85-88	PL065	D8EA	.028	PL289
	KLT185	86-87	PL065	D8EA	.028	PL289
200cc	KLT200	81-84	PL019	B7ES	.032	PL294
220cc	KLF220 Bayou	88-02	PL065	D8EA	.026	PL289
	KLF220A	00-02	PL115	DR8EIX	.026	PL289
250cc	KLT250	82-85	PL063	B8ES	.032	PL292
	KSF250 Mojave	87-04	PL060	DP8EA-9	.035	PL297
	KXF250 Tecate 4	87-88	PL063	B8ES	.032	PL303
	KXT250 Tecate	86-88	PL063	B8ES	.032	PL303
	KLF250 Bayou	02-09	PL115	DR8EIX	.026	PL289
300cc	KAF300B Mule 500	92-05	PL175	BP5ES	.028	
	KAF300C Mule 550	91-05	PL175	BP5ES	.028	
	KAF300D Mule 520	00-05	PL175	BP5ES	.028	
	KEF300A Lakota	95-99	PL065	D8EA	.028	PL289
	KEF300A Lakota	00-05	PL110	DR8EA	.026	
	KLF300A Bayou	86-87	PL063	B8ES	.032	PL292
	KLF300A/B Bayou	88	PL063	B8ES	.028	PL292
	KLF300B/C 4x4 Bayou	89-99	PL065	D8EA	.028	PL289
	KLF300B/C 4x4 Bayou	00-05	PL115	DR8EIX	.026	PL289
	KVF300A Prairie	99	PL065	D8EA	.028	PL289
KVF300A Prairie	00-02	PL115	DR8EIX	.026	PL289	
	KVF300 Brute Force	12-20	PL121	DPR7EA-9	.035	
360cc	KVF360 Prairie	02-12	PL061	DPR8EA9	.035	PL302
400cc	KLF400 Bayou 4x4	93-99	PL060	DP8EA-9	.028	PL289
	KSF400	03-06	PL106	CR7E	.028	
	KVF400 Prairie	97-99	PL060	DP8EA-9	.035	PL302
	KVF400 Prairie	00-02	PL061	DPR8EA9	.035	PL302
	KFX400	05	PL106	CR7E	.028	
	KAF400 Mule 610 / XC / SX	05-21	PL195	BPR4ES	.028	
450cc	KAF450 Mule 1000	91-96	PL089	D6EA	.028	
	KFX450R	08-13	PL183	CPR8EB-9	.036	
540cc	KAF540 Mule 2010	All	PL175	BP5ES	.032	
	KAF540 Mule 2020	All	PL175	BP5ES	.032	
	KAF540 Mule 2030	All	PL175	BP5ES	.032	

KEY

- * Two (2) required
- ** Three (3) required

Spark plugs continue on the next page.

- INDEX
- WIDE OPEN PARTS
- TIRES & WHEELS
- BRAKES
- AIR, OIL & FUEL
- BATTERY & ELECTRICAL
- ENGINE**
- BEARINGS
- BUSHINGS
- DRIVELINE
- AXLES
- BELTS
- CONTROLS
- TOOLS & CHEMICALS
- EXHAUST
- ACCESSORIES





- INDEX
- WIDE OPEN PARTS
- TIRES & WHEELS
- BRAKES
- AIR, OIL & FUEL
- BATTERY & ELECTRICAL

- ENGINE
- BEARINGS
- BUSHINGS
- DRIVELINE
- AXLES
- BELTS
- CONTROLS
- TOOLS & CHEMICALS
- EXHAUST
- ACCESSORIES



KAWASAKI

CC	MODEL	YEAR	PART#	NGK#	GAP	CAP#
620cc	KAF620 Mule 2500/2510/2520	All	PL103	BMR2A	.028	
	KAF620 Mule 3000/3010/3020	All	PL123*	BPR2ES	.028	
	KAF620 Mule 4000/4010	09-21	PL123*	BPR2ES	.028	
650cc	KVF650 Prairie	02-03	PL106*	CR7E	.028	PL302
	KVF650 Brute Force	05-13	PL106*	CR7E	.028	
700cc	KVF700 Prairie	04-06	PL106*	CR7E	.028	PL302
	KFX700	04-09	PL106*	CR7E	.028	PL302
750cc	KVF750 Brute Force	05-14	PL106*	CR7E	.030	PL302
	KVF750 Brute Force	15-21	PL202*	CPR7EA-9	.030	
	KRT750 Teryx	08-13	PL106*	CR7E	.030	
800cc	KRT800 Teryx	14-21	PL202*	CPR7EA-9	.030	
820cc	KAF820 Mule PRO-FXT	15-21	PL213**	IFR6B11	.028	
	KAF820 Mule PRO-FX	16-21	PL213**	IFR6B11	.028	
1000cc	KRF1000 Teryx KRX1000	20-21	PL217*	SILMAR9F		

POLARIS

CC	MODEL	YEAR	PART#	NGK#	GAP	CAP#
50cc	All Models	01-06	PL190	BPR7HS	.028	
	All Models	07-19	PL192	CR6HSA	.024	
90cc	All Models	01-06	PL190	BPR7HS	.028	
	All Models	07-16	PL192	CR6HSA	.024	
110cc	Outlaw	16-20	PL192	CR6HSA		
	Sportsman	17-20	PL192	CR6HSA		
150cc	ACE	17-19	PL041	C7HSA		
	Ranger	18-20	PL041	C7HSA		
170cc	RZR	09-20	PL192	CR6HSA	.024	
200cc	Phoenix	05-20	PL192	CR6HSA	.028	
	Sawtooth	06-07	PL192	CR6HSA	.028	
250cc	All	85-06	PL105	BR8ES	.025	
	Hawkeye	06-10	PL018	CR8E	.030	
300cc	ATP HO	04-05	PL189	BKR6E	.028	
	Xplorer	94-99	PL105	BR8ES	.025	
	Xpress	94-99	PL105	BR8ES	.025	
	Sportsman	08-10	PL018	CR8E	.030	
	All	00-02	PL189	BKR6E	.036	
325cc	ACE	14-17	PL210	MR7F	.032	
	Ranger ETX	14-17	PL210	MR7F	.032	
	All	03-13	PL189	BKR6E	.028	
335cc	Sportsman	99-00	PL104	BKR7E	.028	PL5160
350cc	Trail Boss/Big Boss	90-93	PL105	BR8ES	.025	
400cc	2 Cycle	94-03	PL105	BR8ES	.028	
	Hawkeye	11-14	PL189	BKR6E	.028	
	Ranger	10-14	PL189	BKR6E	.028	PL5160
	Sportsman	01-05	PL071	BKR5E	.028	PL5160
	Sportsman HO	08-14	PL189	BKR6E	.028	PL5160
	Expedition	00-02	PL071	BKR5E	.025	PL5160
425cc	Magnum 2x4/4x4/6x6	98	PL071	BKR5E	.025	
	Magnum 2x4/4x4/6x6	95-97	PL189	BKR6E	.035	
	Ranger	01-05	PL071	BKR5E	.028	
	Outlaw	08-10	PL186	DCPR8E	.035	
450cc	Sportsman	06-07, 16	PL189	BKR6E	.028	PL5160
	Sportsman HO	17-20	PL189	BKR6E	.028	

KEY

* Two (2) required

** Three (3) required

Spark plugs continue on the next page.



POLARIS						
CC	MODEL	YEAR	PART#	NGK#	GAP	CAP#
500cc	ACE	17-18	PL189	BKR6E	.028	
	ATP	04-05	PL189	BKR6E	.028	PL5160
	Outlaw	06-07	PL186	DCPR8E	.028	PL5160
	Predator	03-07	PL186	DCPR8E	.035	PL5160
	Ranger	04-13	PL071	BKR5E	.028	PL5160
	Ranger	17-20	PL189	BKR6E	.028	
	Sportsman	96-04	PL071	BKR5E	.028	PL5160
	Sportsman	05-07	PL189	BKR6E	.028	PL5160
	Sportsman EFI	06-13	PL189	BKR6E	.035	PL5160
	Sportsman HO	01-13	PL189	BKR6E	.028	PL5160
	Scrambler 4x4	00-11	PL189	BKR6E	.028	PL5160
	Magnum	99-03	PL071	BKR5E	.028	PL5160
	Xplorer	97	PL189	BKR6E	.035	PL5160
525cc	Outlaw	07-11	PL186	DCPR8E	.028	PL5160
550cc	Sportsman XP	09-14	PL189	BKR6E	.028	
570cc	Ace	15-18	PL210	MR7F	.032	
	Ranger (Midsize)	14-20	PL210	MR7F	.032	
	Ranger (Fullsize)	15-20	PL210	MR7F	.032	
	RZR	12-20	PL210	MR7F	.032	
	Sportsman	14-20	PL210	MR7F	.032	
600cc	Sportsman	03-05	PL104*	BKR7E	.035	PL6715
700cc	Sportsman	02-08	PL104*	BKR7E	.036	PL6715 (02-04)
	Ranger	05-09	PL104*	BKR7E	.036	PL6707 (2009)
800cc	Ranger	09-17	PL104*	BKR7E	.036	
	RZR	08-14	PL104*	BKR7E	.036	PL6707 (08-10)
	Sportsman	06-14	PL104*	BKR7E	.036	PL6707 (09-14)
850cc	Sportsman	09-20	PL6799*	LZKAR7A		
	Scrambler	13-20	PL6799*	LZKAR7A		
900cc	Ace	16-18	PL210*	MR7F	.032	
	Ranger	13-14	PL125*	CR9EIX		
	Ranger	15-20	PL210*	MR7F	.032	
	RZR	11-14	PL125*	CR9EIX		
	RZR	15-20	PL210*	MR7F	.032	PL7102 (15-17)
925cc	RZR Turbo	2016	PL211*	MR8F	.032	PL7102
	RZR Turbo	17-20	PL212*	MR9F	.032	PL7102 (16-17)
	RZR Pro XP	2020	PL212*	MR9F	.032	
1000cc	General	16-20	PL210*	MR7F	.032	
	Ranger	17-20	PL210*	MR7F	.032	
	RZR	2014	PL125*	CR9EIX	.032	PL7102
	RZR	15-20	PL210*	MR7F	.032	PL7102 (14-17)
	RZR RS1	18-20	PL210*	MR7F	.032	
	Scrambler	14-20	PL6799*	LZKAR7A	.036	
	Sportsman	15-20	PL6799*	LZKAR7A	.036	

SUZUKI						
CC	MODEL	YEAR	PART#	NGK#	GAP	CAP#
50cc	ALT-50	83-84, 88	PL059	BPR4HS	.028	PL292
	ALT-50	86	PL059	BPR4HS	.028	PL292
	LT-50 Quad Runner	84-87	PL059	BPR4HS	.028	
	LT-A50 Quadmaster	02-05	PL059	BPR4HS	.028	
	LT-Z 50	06-09	PL192	CR6HSA	.028	
	LT-Z 50	2017	PL192	CR6HSA	.028	
80cc	LT-80 Quad Sport	87-95	PL092	BP7HS	.028	PL292
	LT-80 Quad Sport	96-06	PL190	BPR7HS	.028	PL292

KEY * Two (2) required
 ** Three (3) required

Spark plugs continue on the next page.

- INDEX
- WIDE OPEN PARTS
- TIRES & WHEELS
- BRAKES
- AIR, OIL & FUEL
- BATTERY & ELECTRICAL
- ENGINE**
- BEARINGS
- BUSHINGS
- DRIVELINE
- AXLES
- BELTS
- CONTROLS
- TOOLS & CHEMICALS
- EXHAUST
- ACCESSORIES





SUZUKI

CC	MODEL	YEAR	PART#	NGK#	GAP	CAP#	
90cc	LTZ90	07-09	PL193	CR7HSA	.028		
	LTZ90	14-20	PL192	CR6HSA	.028		
125cc	ALT-125	83-86	PL026	D7EA	.028	PL289	
	LT-125	83-87	PL026	D7EA	.028		
160cc	LT-160E	89	PL026	D7EA	.028	PL298	
	LT-160E	90-92	PL099	DP7EA-9	.036	PL298	
	LT-160	03	PL121	DPR7EA-9	.036	PL298	
	LT-F160	91-97	PL099	DP7EA-9	.036	PL298	
185cc	LT-F160	98-04	PL121	DPR7EA-9	.036	PL298	
	ALT185	85	PL026	D7EA	.028	PL289	
	LT185 Quad Runner	84-87	PL026	D7EA	.028	PL289	
230cc	LT 230/G	87-93	PL026	D7EA	.028	PL298	
	LTF230G	86-87	PL026	D7EA	.028	PL298	
	LT230GE	85-86	PL026	D7EA	.028		
250cc	LT230S	85-88	PL065	D8EA	.028		
	LT250	88-93	PL026	D7EA	.028		
	LT250E/EF/EFF/FE	85-86	PL065	D8EA	.028	PL297	
	LT250EF2	85	PL065	D8EA	.028	PL297	
	LT250EF2/EFF2	86	PL066	DR8ESL	.028	PL297	
BEARINGS	LT250R Quad Racer	85-87	PL090	B8EGV	.024	PL292	
	LT250R Quad Racer	88-92	PL091	B9EGV	.024	PL292	
	LT250S Quad Sport	89-90	PL099	DP7EA-9	.028	PL298	
BUSHINGS	LT250 2WD	88-97	PL111	DR7EA	.028	PL298	
	LT-F250 Quad Runner	88-07	PL111	DR7EA	.028	PL298	
	LT-F250F	99-05	PL026	D7EA	.028	PL298	
DRIVELINE	LT-F4WD King Quad	87-98	PL026	D7EA	.028	PL298	
	LT-F4WDX King Quad	91-98	PL026	D7EA	.028	PL298	
	LT-F250 Ozark	02-09	PL111	DR7EA	.028		
AXLES	LT-Z250	04-09	PL111	DR7EA	.028		
	LT-300 Quad Runner	87-89	PL065	D8EA	.028	PL297	
BELTS	LT-F300F	99-02	PL111	DR7EA	.028	PL298	
	LT-A400/F Eiger	02-07	PL106	CR7E	.028	PL298	
CONTROLS	LTF400/F Eiger	02-07	PL106	CR7E	.028	PL298	
	LTA/F400 King Quad	08-13	PL106	CR7E	.028		
	LTA/F400 King Quad	14-20	PL204	CR6EIA-9	.028		
	LTZ400 QuadSport	02-06	PL018	CR8E	.028	PL297	
TOOLS & CHEMICALS	LTZ400 QuadSport	07-09	PL106	CR7E	.028	PL297	
	450cc	LTR450 Quad Racer	06-09	PL018	CR8E	.024	
	LTA450 King Quad	07-10	PL100	CR6E	.028		
EXHAUST	500cc	LT500 Quad Racer	87-90	PL090	B8EGV	.024	PL292
	LT-F500F Quad Runner	98-99	PL106	CR7E	.028	PL298	
	LTF500F Quad Runner	00-02	PL100	CR6E	.028	PL289	
	LT-A500F Quad Master	00-01	PL100	CR6E	.028	PL298	
	LT-F 500 Vinson	03-06	PL100	CR6E	.028	PL298	
	LT-A 500 Vinson	02-07	PL100	CR6E	.028	PL298	
	LT-A 500 King Quad	09-14	PL100	CR6E	.028	PL298	
	LT-A 500 King Quad	15-20	PL5946*	LMAR6A-9	.036		
	700cc	LT-A700 King Quad	05-09	PL100*	CR6E	.028	PL298
	LTV700F Twin Peaks	04-05	PL106*	CR7E	.028	PL302	
750cc	LT-A750X/XP King Quad	08-13	PL100*	CR6E	.028		
	LT-A750X/XP King Quad	14-20	PL5946*	LMAR6A-9	.036		

KEY

* Two (2) required

** Three (3) required

Spark plugs continue on the next page.



YAMAHA						
CC	MODEL	YEAR	PART#	NGK#	GAP	CAP#
50cc	YFM50 Raptor	04-08	PL102	CR7HS	.024	
	YFZ50	17-21	PL192	CR6HSA	.024	
60cc	YF60 Zinger	85-86	PL054	BP6HS	.028	PL292
80cc	YFM80 Moto 4	85-02	PL041	C7HSA	.024	PL289
	YFM80 Raptor	02-04	PL041	C7HSA	.024	PL289
	YFM80 Raptor	05-08	PL193	CR7HSA	.024	PL289
90cc	YFM80 Grizzly	05-08	PL102	CR7HS	.024	PL289
	YFM90 Raptor	09-21	PL192	CR6HSA	.024	
	YFM90 Grizzly	19-21	PL192	CR6HSA	.024	
100cc	YFM100 Champ	87-91	PL041	C7HSA	.028	PL289
125cc	YFA-1 Breeze	89-98	PL041	C7HSA	.024	PL297
	YFA-1 Breeze	99-04	PL102	CR7HS	.024	PL297
	YFM125 Grizzly	04-13	PL193	CR7HSA	.024	PL297
	YFM125 Raptor	11-13	PL192	CR6HSA	.024	PL297
175cc	YT125 Tri-Moto	80-85	PL056	BP6ES	.032	PL293
	YT175 Tri-Moto	82-83	PL080	BPR7ES	.032	PL292
200cc	YFS200 Blaster	88-00	PL063	B8ES	.028	PL293
	YFS200 Blaster	01-06	PL105	BR8ES	.028	PL293
	YTM200/ER Tri-Moto	83-85	PL026	D7EA	.028	PL297
	YFM200 Moto 4	85-90	PL026	D7EA	.028	PL297
225cc	YFM225 Moto-4	86-88	PL026	D7EA	.028	PL297
	YTM225 Tri-Moto	83-86	PL026	D7EA	.028	PL297
250cc	YFB250 Timberwolf 4WD	94-00	PL026	D7EA	.024	PL297
	YFB250 Timberwolf 2WD	92-98	PL026	D7EA	.024	PL297
	YFM250 Moto-4	89-91	PL026	D7EA	.028	PL297
	YFM250 BearTracker	99-04	PL111	DR7EA	.028	PL297
	YFM250 Bruin	05-06	PL111	DR7EA	.028	PL289
	YFM250 Big Bear	07-09	PL111	DR7EA	.028	PL289
	YFM250 Raptor	08-13	PL111	DR7EA	.028	
300cc	YTZ250 Tri-Z	85-86	PL063	B8ES	.028	
350cc	YFM300 Grizzly	12-13	PL018	CR8E	.028	
	YFM350 Bruin	04-06	PL110	DR8EA	.028	PL297
	YFM350ER Moto-4	87-95	PL065	D8EA	.032	
	YFM350FW Big Bear	87-99	PL065	D8EA	.028	PL289
	YFM350R Raptor	04-13	PL110	DR8EA	.028	PL297
	YFM350U Big Bear	96-99	PL065	D8EA	.024	PL289
	YFM350X Warrior	87-05	PL065	D8EA	.024	PL297
	YFP350 Terra Pro	88-91	PL065	D8EA	.028	PL289
	YFM350 Grizzly	07-14	PL110	DR8EA	.024	PL289
	YF35FX Wolverine	95-98	PL065	D8EA	.028	PL289
400cc	YF35FX Wolverine 4WD	99-08	PL110	DR8EA	.028	PL289
	YFU-1W ProHauler	89-91	PL026	D7EA	.028	PL297
	YFZ350 Banshee	87-06	PL063	B8ES	.032	PL293
	YFM400 Big Bear	00-08	PL110	DR8EA	.028	PL289
	YFM400 Kodiak	93-00	PL065	D8EA	.028	PL289
450cc	YFM400 Kodiak	01-05	PL110	DR8EA	.028	PL297
	YFM400 Grizzly	07-08	PL110	DR8EA	.024	
	YFM450 Kodiak	03-06	PL110	DR8EA	.028	
	YFM450 Kodiak	18-21	PL111	DR7EA	.028	
	YFM450 Grizzly	07-14	PL110	DR8EA	.024	
	YFM450 Wolverine	06-10	PL110	DR8EA	.028	
550cc	YFZ450 All	04-18	PL018	CR8E	.030	
	YXR450 Rhino	07-09	PL110	DR8EA	.028	
	YFM550 Grizzly	09-14	PL5946	LMAR6A-9	.036	

KEY

- * Two (2) required
- ** Three (3) required

Spark plugs continue on the next page.

- INDEX
- WIDE OPEN PARTS
- TIRES & WHEELS
- BRAKES
- AIR, OIL & FUEL
- BATTERY & ELECTRICAL
- ENGINE**
- BEARINGS
- BUSHINGS
- DRIVELINE
- AXLES
- BELTS
- CONTROLS
- TOOLS & CHEMICALS
- EXHAUST
- ACCESSORIES





YAMAHA						
CC	MODEL	YEAR	PART#	NGK#	GAP	CAP#
600cc	YFM600 Grizzly	98-99, 01	PL061	DPR8EA9	.036	PL289
	YFM600 Grizzly	00	PL060	DP8EA-9	.035	PL289
660cc	YFM660R Raptor	01-05	PL099	DP7EA-9	.036	PL297
	YFM660 Grizzly	02-08	PL099	DP7EA-9	.036	PL297
700cc	YXR660 Rhino	04-07	PL061	DPR8EA9	.036	
	YFM700 Grizzly	07-08	PL202	CPR7EA-9	.036	
	YFM700 Grizzly	09-14	PL5946	LMAR6A-9	.036	
	YFM700 Grizzly	15-21	PL202	CPR7EA-9	.036	
	YFM700 Raptor	06-20	PL018	CR8E	.032	
850cc	YFM700 Kodiak	16-21	PL202	CPR7EA-9	.030	
	YXR700 Rhino	08-13	PL202	CPR7EA-9	.036	
	YXM700 Viking	14-21	PL202	CPR7EA-9	.036	
1000cc	YXE700Wolverine	16-18	PL202	CPR7EA-9	.036	
	YXE/F850 Wolverine	18-21	PL214*	LMAR7A-9	.036	
	1000 Pro Hauler	04-05	PL195	BPR4ES	.036	
	YXZ1000	16-21	PL215***	CR9EB	.036	
	YXE/F1000 Wolverine	2021	PL216**	LMARGI-8		

KEY

* Two (2) required

** Three (3) required

Spark Plug Caps/Resistor Covers



PL290



PL289



PL5160



PL7102

NGK CAP #	PLUG TIP	NGK #	JM PART #
90, Elbow	14mm	LB05E	PL293
90, Elbow	14mm	LB05F	PL292
90, Elbow	14mm	LB05FP	PL294
90, Elbow	14mm	LB05EZ	PL295
90, Elbow	10 & 12mm	LD05F	PL289
90, Elbow	14mm	LB05EMH	PL300
90, Elbow	12 & 14mm	LZFH	PL301
Straight	10 & 12mm	SD05F	PL302
Straight	14mm	SB05F	PL291
Straight	14mm	SB05E	PL303
102, Elbow	10 & 12mm	XD05F	PL297
102, Elbow	14mm	XB05F	PL296
120, Elbow long	10 & 12mm	VD05F	PL298
120, Elbow long	14mm	VB05F	PL290
120, Elbow short	14mm	YB05F	PL299
Straight cap & wire for Polaris (Red)		OEM 3084980	PL5160
Universal 90 cap & wire		N/A	PL14000

KEY

E Terminal Nut or Intergrated Terminal

F Terminal Stud

Steering Stem Bearings



ARCTIC CAT			
MODEL	YEAR	STEERING BEARING KIT	LOWER STEERING STEM KIT
50 DVX	06-08		SB1723A
90 DVX	06-18		SB1723A
90 ATV	02-20		SB1723A
150 Utility	09-19		SB1723A
250 2x4	99-05		SB614
250 2x4	06-09		SB1722A
250 4x4	01-05		SB614
250 DVX	06-08		SB1722A
300 2x4	98-04		SB614
300 2x4	10-16		SB1722A
300 4x4	98-05		SB614
300 DVX	09-15		SB1722A
300 Alterra	17-20		SB1722A
350 CR	2012		SB614
350 Utility 4x4	2011		SB614
366	08-11		SB614
375	2002		SB614
400 2x4	98-01		SB614
400 4x4	98-17		SB614
425 4x4	11-12		SB614
450 ATV	10-19		SB614
454 Bearcat	96-98		SB614
500 4x4	98-18		SB614
550 ATV	09-17		SB614
650 H1	07-11		SB614
650 V2	04-06		SB614
700 ATV	07-19		SB614
1000 ATV	08-17		SB614

CAN-AM			
MODEL	YEAR	STEERING BEARING KIT	LOWER STEERING STEM KIT
DS70	14-20		SB1723A
DS90	02-20		SB1723A
175 Rally	03-07		SB631
DS250	06-20		BK404
330 Outlander	04-05		SB631
400 Outlander	03-15		SB631
DS450	08-15		SB631
500 Outlander	07-12		SB631
500 Quest	02-04		SB631
500 Renegade	08-12		SB631
500 Traxter	99-05		SB631
DS650	00-07		SB631
650 Outlander	06-12		SB631
650 Quest	02-04		SB631
650 Traxter	04-05		SB631
800 Outlander	06-12		SB631
800 Renegade	07-11		SB631

HAVE QUESTIONS?
WE ARE HERE TO HELP!
 Call Today & Speak To One Of
 Our Knowledgeable Sales Reps
 TOLL FREE **800-367-9603**

INDEX

WIDE OPEN PARTS

TIRES & WHEELS

BRAKES

AIR, OIL & FUEL

BATTERY & ELECTRICAL

ENGINE

BEARINGS

BUSHINGS

DRIVELINE

AXLES

BELTS

CONTROLS

TOOLS & CHEMICALS

EXHAUST

ACCESSORIES



STEERING STEM BEARINGS

HONDA			
MODEL	YEAR	STEERING BEARING KIT	LOWER STEERING STEM KIT
ATC70	73-85	SB200	
ATC90	73-78	SB200	
TRX90	93-20		SB460
ATC110	79-85	SB200	
ATC125M	84-87	SB200	
ATC185	80-83	SB200	
ATC200	81-83	SB200	
ATC200E	82-83	SB200	
ATC200ES	1984	SB200	
ATC200M	84-85	SB200	
ATC200S	84-86	SB200	
ATC200X	83-87	SB500	
TRX200	90-97		SB460
TRX200D	90-97		SB460
ATC250ES	85-87	SB500	
ATC250R	81-82	SB500	
ATC250R	83-86	SB021	
ATC250SX	85-87	SB500	
TRX250R	86-87		SB463
TRX250R	88-89		SB460
TRX250 Recon	97-20		SB460
TRX250X	87-92		SB461
TRX250EX/X	01-20		SB460
TRX300EX/X	93-09		SB461
TRX300 Fourtrax 2x4	88-92		SB460
TRX300 Fourtrax 2x4	93-00		SB459
TRX300FW Fourtrax 4x4	88-00		SB459
ATC350X	85-86	SB500	
TRX350/D	86-89		SB514
TRX350 Rancher	00-06		SB459
TRX400 Foreman	95-03		SB459
TRX400 Rancher	04-07		SB459
TRX400EX/X	99-14		SB460
TRX420 Rancher SRA	07-13		SB459
TRX420 Rancher SRA	14-20		SB687
TRX420 Rancher IRS	09-14		SB459
TRX420 Rancher IRS	15-20		SB687
TRX450 Foreman	98-04		SB459
TRX450R	04-09		SB460
TRX450ER	06-14		SB460
TRX500 Foreman	05-11		SB462
TRX500 Foreman	12-13		SB685
TRX500 Foreman	14-19		SB687
TRX500 Rubicon	01-14		SB462
TRX500 Rubicon IRS	15-19		SB687
TRX520 Foreman	20-21		SB687
TRX520 Rubicon IRS	20-21		SB687
TRX650 Rincon	03-05		SB462
TRX680 Rincon	06-20		SB462
TRX700XX	08-09		SB460

KAWASAKI			
MODEL	YEAR	STEERING BEARING KIT	LOWER STEERING STEM KIT
KFX50	13-20		SB1723A
KFX90	07-13		SB1723A
KFX90	14-20		SB687
KLF185 Bayou	85-88		SB051
KLF220 Bayou	88-02		SB051
KFX250 Mojave	87-04		SB051
KLF250 Bayou	03-11		SB051
KXF250 Tecate	87-88		SB051
KXT250 Tecate	84-87	SB004	
KEF300 Lakota	95-03		SB051
KLF300A Bayou	86-87		SB051
KLF300B Bayou	88-05		SB051
KLF300C Bayou 4x4	89-05		SB051
KVF300 Brute Force	12-20		SB1722A
KFX400	03-06		SB1804A
KLF400 Bayou	93-99		SB051
KVF400A Prairie 4x4	97-98		SB051
KVF400B Prairie	1998		SB051
KVF400C Prairie 4x4	1999		SB051
KFX700	04-09		SB051
KVF750 Brute Force	12-20		SB664

KYMCO			
MODEL	YEAR	STEERING BEARING KIT	LOWER STEERING STEM KIT
50 Maxxer	All		SB1723A
50 Mongoose	03-05		SB1723A
50 Mongoose 4 Stroke	06-09		SB1723A
50 MXer	All		SB1723A
50 MXU	All		SB1723A
70 Mongoose	06-09		SB1723A
90 Mongoose	04-13		SB1723A
150 Mongoose	2010		SB1723A
150 MXer	04-05		SB1723A
150 MXU	05-08		SB1723A
250 Mongoose	04-08		SB1722A
300 Mongoose	05-10		SB1722A
375 Maxxer	2010		SB614
375 MXU	09-10		SB614
375 MXU Utility	2010		SB614
400 MXU	All		SB614
450i Maxxer	All		SB614
450iMXU	All		SB614
500 MXU 500	All		SB614
500 MXU IRS	2010		SB614
500i MXU	All		SB614
800 ATV	All		SB631

Steering stem bearings continue on the next page.

J&M ATV/UTV SUPPLY, INC. ... OVER 30 YEARS IN THE POWERSPORTS INDUSTRY

BY PHONE: 1-800-367-9603 » BY FAX: 901-377-3392 » ONLINE: WWW.JMATV.COM



POLARIS			
MODEL	YEAR	STEERING BEARING KIT	LOWER STEERING STEM KIT
50 Outlaw	10-19		SB1723A
50 Predator	04-07		SB1723A
50 Scrambler	01-03		SB1723A
90 Outlaw	07-16		SB664
90 Predator	03-06		SB1723A
90 Scrambler	01-03		SB1723A
90 Sportsman	01-06		SB1723A
90 Sportsman	07-16		SB664
110 Outlaw	16-20		SB664
110 Sportsman	16-20		SB664
200 Phoenix	05-20		SB664
200 Sawtooth	06-07		SB664
250 Trail Blazer	02-06		SB623
250 Xplorer	01-02		SB623
300 Hawkeye 2x4	06-07		SB623
300 Hawkeye 4x4	06-07		SB623
325 Magnum	2002		SB623
325 Trail Boss	2002		SB623
325 Xpedition	2002		SB623
330 Magnum	03-05		SB623
330 Trail Boss	03-07		SB623
400 Scrambler 2x4	00-02		SB623
400 Scrambler 4x4	2002		SB623
400 Sportsman	01-05		SB623
400 Trail Blazer	2003		SB623
400 Xplorer	01-02		SB623
425 Xpedition	01-02		SB623
450 Sportsman	06-07		SB623
500 Magnum	01-03		SB623
500 Scrambler 2x4	2002		SB623
500 Scrambler 4x4	01-07		SB623
500 Sportsman HO	01-07		SB623
500 Worker	00-02		SB623
600 Sportsman	03-05		SB623
700 Sportsman	02-07		SB623
800 Sportsman	05-07		SB623

SUZUKI			
MODEL	YEAR	STEERING BEARING KIT	LOWER STEERING STEM KIT
LT230E	88-93		SB1804A
LT230S	1988		SB1804A
LT250R	87-92		SB1804A
LT250S	89-90		SB1804A
LT4WD 250 Quadrunner	87-98		SB1804A
LTF250 2WD	88-01		SB1804A
LTF250 Ozark	02-14		SB1804A
LTF250F 4WD Quadrunner	99-02		SB1804A
LTZ250	04-09		SB1804A
LT300E	87-89		SB1804A
LTF300F King Quad	99-02		SB1804A
LTF4WDX King Quad 300	91-98		SB1804A
LTA/F400 King Quad	08-20		SB1804A
LTA/F400 Eiger	02-07		SB1804A
LTZ400	03-14		SB1804A
LT500R Quadzilla	87-90		SB1804A
LTA500F Quad Master Auto	00-01		SB1804A
LTF500F Quadrunner	98-02		SB1804A
LTA/F500 Vinson	02-07		SB1804A

YAMAHA			
MODEL	YEAR	STEERING BEARING KIT	LOWER STEERING STEM KIT
YFM90 Grizzly	19-20		SB1079A
YFM90 Raptor	16-20		SB1079A
YT1-125	80-85	SB008	
YT1-175	82-83	SB008	
YTM200 EK	1983	SB008	
YTM200 EL	1984	SB007	
YTM200 ERN	1985	SB007	
YTM200 K	1983	SB008	
YTM200L	1984	SB007	
YTM200N	1985	SB007	
YTM225 Tri-Moto	85-86	SB007	
YTM225 Tri-Moto DXK	83-84	SB008	
YTM225 Tri-Moto DXL	83-84	SB007	
YFB250FW Timberwolf	94-00		SB515
YTZ250 Tri Moto	85-86	SB019	
YFM300 Grizzly	12-13		SB1723A
YFM350 Big Bear	87-99		SB515
YFM350 Bruin	04-06		SB515
YFM350 Grizzly	07-14		SB515
YFM350 Raptor	04-13		SB515
YFM350 Warrior	88-04		SB515
YFM350FX Wolverine	95-09		SB515
YFZ350 Banshee	87-09		SB515
YFM400 Big Bear	00-12		SB515
YFM400 Grizzly IRS	07-08		SB515
YFM400 Kodiak	93-06		SB515
YFM450 Kodiak	03-06		SB515
YFM450 Kodiak	18-20		SB515
YFM450 Grizzly EPS	11-14		SB515
YFM450 Grizzly IRS	07-14		SB515
YFM450FX Wolverine	06-10		SB515
YFZ450	04-13		SB515
YFZ450R	09-20		SB515
YFZ450X	10-11		SB515
YFM550 Grizzly	09-14		SB515
YFM600 Grizzly	98-01		SB515
YFM660 Grizzly	02-08		SB515
YFM660R Raptor	01-05		SB515
YFM700 Kodiak	16-20		SB515
YFM700 Grizzly	07-16		SB515
YFM700R Raptor	06-20		SB515

- INDEX
- WIDE OPEN PARTS
- TIRES & WHEELS
- BRAKES
- AIR, OIL & FUEL
- BATTERY & ELECTRICAL
- ENGINE
- BEARINGS**
- BUSHINGS
- DRIVELINE
- AXLES
- BELTS
- CONTROLS
- TOOLS & CHEMICALS
- EXHAUST
- ACCESSORIES



Steering Stem Bushings



SB300W



SB800

HONDA

MODEL	YEAR	PART #
TRX90	93-21	SB300W
TRX200	90-97	SB300W
TRX250 Recon	97-20	SB300W
TRX250EX/X	01-20	SB300W
TRX300/FW Fourtrax	88-00	SB300W
TRX350 Rancher	00-06	SB300W
TRX400 Foreman	93-05	SB300W
TRX400 Rancher	04-07	SB300W
TRX400EX/X	99-12	SB300W
TRX420 Rancher	07-21	SB300W
TRX450 Foreman	98-04	SB300W
TRX450R/ER	04-14	SB300W
TRX500 Foreman	05-19	SB300W
TRX500 Rubicon	01-19	SB300W
TRX520 Foreman	20-21	SB300W
TRX520 Rubicon	20-21	SB300W
TRX700XX	08-09	SB300W

POLARIS

MODEL	YEAR	PART #
250 Trail Blazer	03-06	SB800
325 Ace	14-16	SB800
325 Hawkeye	15-16	SB800
325 Magnum	01-02	SB800
325 Trail Blazer	2001	SB800
325 Trail Boss	01-04	SB800
325 Sportsman ETX	2015	SB800
325 Xpedition	2001	SB800
330 Magnum	03-06	SB800
330 Trail Boss	03-13	SB800
330 Trail Blazer	12-13	SB800
400 Hawkeye	11-14	SB800
400 Scrambler 2x4	2001	SB800
400 Sportsman	01-05	SB800
400 Sportsman HO	10-14	SB800
400 Xplorer	01-02	SB800
400 Trail Blazer	2003	SB800
425 Xpedition	01-02	SB800
450 Outlaw	08-10	SB800
450 Sportsman	06-07	SB800
450 Sportsman HO	16-21	SB800
500 Magnum	01-03	SB800
500 Outlaw	06-07	SB800
500 Predator	03-07	SB800
500 Scrambler	01-12	SB800
500 Sportsman	01-13	SB800
500 Worker	2001	SB800
525 Outlaw	08-10	SB800
550 Sportsman	09-14	SB800
570 Ace	15-18	SB800
570 Sportsman	14-21	SB800
600 Sportsman	03-06	SB800
700 Sportsman	03-07	SB800
800 Sportsman	06-14	SB800
850 Sportsman	09-21	SB800
850 Scrambler	13-20	SB800
1000 Scrambler	13-21	SB800
1000 Sportsman	15-21	SB800

Rear Stabilizer Bushings

325 Ranger ETX	15-16	SB800
400 Ranger	2013	SB800
500 Ranger	2013	SB800
500 Ranger	17-21	SB800
500 Ranger Crew	2013	SB800
500 Ranger ETX	2017	SB800
570 Ranger	14-21	SB800
570 Ranger Crew	15-21	SB800
570 RZR	12-17	SB800
700 Ranger	05-09	SB800
800 Ranger	13-14	SB800
800 Ranger Crew	13-14	SB800
800 Ranger 6x6	13-17	SB800
800 RZR/4/S	08-14	SB800
900 Ranger Diesel	13-14	SB800
900 Ranger Diesel Crew	13-14	SB800
1000 Ranger	18-20	SB800
1000 Ranger Crew	19-20	SB800

HAVE QUESTIONS?
WE ARE HERE TO HELP!
 Call Today & Speak To One Of
 Our Knowledgeable Sales Reps
 TOLL FREE **800-367-9603**

INDEX

WIDE OPEN PARTS

TIRES & WHEELS

BRAKES

AIR, OIL & FUEL

BATTERY & ELECTRICAL

ENGINE

BEARINGS

BUSHINGS

DRIVELINE

AXLES

BELTS

CONTROLS

TOOLS & CHEMICALS

EXHAUST

ACCESSORIES

Crankshaft Bearing Kits



ARCTIC CAT

MODEL	YEAR	CRANK SHAFT BEARING KIT	CRANK SHAFT SEAL ONLY KITS
DVX400	06-08		SB1723A

CAN-AM

MODEL	YEAR	CRANK SHAFT BEARING KIT	CRANK SHAFT SEAL ONLY KITS
330 Outlander	04-05	MBK101	
400 Outlander	03-15	MBK101	
500 Outlander	03-15	MBK102	
500 Renegade	08-15	MBK103	
570 Outlander	18-20	MBK104	
570 Renegade	18-20	MBK105	
650 Outlander	06-20	MBK106	
800 Outlander	06-12	MBK107	
800 Renegade	07-10	MBK108	

HONDA

MODEL	YEAR	CRANK SHAFT BEARING KIT	CRANK SHAFT SEAL ONLY KITS
ATC70	73-85	BK1031A	
TRX70	86-87	BK1031A	
ATC90	73-78	BK1048A	
TRX90	93-20	BK1031A	
ATC110	79-85	BK1048A	
ATC125M	84-85	BK1048A	
ATC125M	86-87	BK1033A	
TRX125	85-86	BK1048A	
TRX125	87-88	BK1033A	
ATC185	80-83	BK1033A	

HONDA

MODEL	YEAR	CRANK SHAFT BEARING KIT	CRANK SHAFT SEAL ONLY KITS
ATC200	81-83	BK1033A	
ATC200E	82-83	BK1033A	
ATC200ES	1984	BK1033A	
ATC200M	84-85	BK1033A	
ATC200S	84-86	BK1033A	
ATC200X	83-85	BK1053A	
ATC200X	86-87	BK1033A	
TRX200	84-97	BK1033A	
TRX200D	90-97	BK1033A	
TRX200SX	86-88	BK1033A	
ATC250R	85-86	BK1005A	BK2034A
TRX250R	86-89	BK1005A	BK2034A
TRX250 Recon	97-01	BK1054A	
TRX250 Recon	02-20	BK1054A	
TRX250X	87-92	BK1033A	
TRX250EX/X	01-12	BK1054A	
ATC250R	85-86	MBK013	
TRX250R	86-89	MBK013	
TRX250EX/X	01-17	MBK077	
TRX250 Recon	02-19	MBK077	
TRX350 Rancher	00-06	MBK078	
TRX400EX/X	99-14	MBK014	
TRX420 Rancher	07-20	MBK086	
TRX450ER	04-05	MBK046	
TRX450R	04-05	MBK046	
TRX450R	06-09	MBK047	
TRX450ER	06-14	MBK047	
TRX500 Foreman	05-11	MBK079	
TRX500 Foreman	12-19	MBK086	
TRX500 Rubicon Manual	15-19	MBK086	
SXS500 Pioneer	15-20	MBK086	
TRX520 Foreman	2020	MBK086	
TRX520 Rubicon Manual	2020	MBK086	
TRX700XX	08-09	MBK060	

Crankshaft bearing kits continue on the next page.

PLACE YOUR ORDER WITH US ...

BY PHONE: 1-800-367-9603 » BY FAX: 901-377-3392 » ONLINE: WWW.JMATV.COM

INDEX

WIDE OPEN PARTS

TIRES & WHEELS

BRAKES

AIR, OIL & FUEL

BATTERY & ELECTRICAL

ENGINE

BEARINGS

BUSHINGS

DRIVELINE

AXLES

BELTS

CONTROLS

TOOLS & CHEMICALS

EXHAUST

ACCESSORIES



CRANKSHAFT BEARING KITS



KAWASAKI

MODEL	YEAR	CRANK SHAFT BEARING KIT	CRANK SHAFT SEAL ONLY KITS
KFX50	03-06	BK1067A	
KFX80	03-06	BK1035A	
KLF110	87-88	BK1031A	
KLT110	84-86	BK1031A	
KLT160	1985	BK1048A	
KLF185 Bayou	85-88	BK1048A	
KLT185	86-87	BK1048A	
KLT200B	1983	BK1042A	
KLT200C	83-84	BK1042A	
KLF220 Bayou	88-02	BK1042A	
KFX250 Mojave	87-04	BK1042A	
KLF250 Bayou	03-11	BK1042A	
KLT250C	83-85	BK1042A	
KXF250 Tecate	87-88	BK1040A	
KXT250 Tecate	84-87	BK1009A	BK2030A
KLF300A Bayou	86-87	BK1042A	
KLF300B Bayou	88-91	BK1042A	
KFX400	03-06	MBK049	
KFX450R	08-14	MBK056	
KFX700	04-09	MBK075	
KVF700 Prairie	04-06	MBK075	
KVF750 Brute Force	05-20	MBK075	
KRT750 Teryx	08-13	MBK075	

POLARIS

MODEL	YEAR	CRANK SHAFT BEARING KIT	CRANK SHAFT SEAL ONLY KITS
330 Magnum 2x4	03-05	BK1085A	
330 Magnum 4x4	03-04	BK1085A	
330 Trail Blazer	08-13	BK1085A	
330 Trail Boss	03-13	BK1085A	
335 Sportsman	99-00	BK1076A	
335 Worker	1999	BK1076A	
350 Trail Boss	90-93	BK1088A	BK2041A
400L 2x4	94-95	BK1087A	BK2041A
400L 4x4	1994	BK1087A	BK2041A
400 Hawkeye HO	12-13	BK1090A	
400 Scrambler 2x4	00-02	BK1087A	BK2041A
400 Scrambler 4x4	95-02	BK1087A	BK2041A
400 Sport	94-99	BK1087A	BK2041A
400 Sportsman	94-97	BK1087A	BK2041A
400 Sportsman	01-02	BK1076A	
400 Sportsman	2003	BK1089A	
400 Sportsman	2005	BK1090A	
400 Trail Blazer	2003	BK1087A	
400 Xplorer	95-02	BK1087A	BK2041A
400 Xpress	96-97	BK1087A	BK2041A
425 Magnum	95-98	BK1076A	
425 Xpedition	00-02	BK1054A	
450 Outlaw	08-10	BK1106A	
450 Sportsman	06-07	BK1090A	
500 Magnum 4x4	99-03	BK1076A	
500 Scrambler 2x4	00-02	BK1089A	
500 Scrambler 2x4	2008	BK1090A	
500 Scrambler 4x4	1997	BK1076A	
500 Scrambler 4x4	98-99	BK1090A	
500 Scrambler 4x4	00-03	BK1089A	
500 Scrambler 4x4	04-12	BK1090A	
500 Sportsman 4x4	96-00	BK1076A	
500 Sportsman HO	01-03	BK1089A	
500 Sportsman HO	05-13	BK1090A	
500 Worker 4x4	99-00	BK1076A	
500 Worker 4x4	01-02	BK1089A	
500 Xplorer	1997	BK1076A	
700 Ranger	06-09	MBK084	
700 Sportsman	06-07	MBK084	
800 Ranger 4X4	08-14	MBK084	
800 RZR	08-14	MBK084	
800 Sportsman	06-14	MBK084	
850 Scrambler	2013	MBK241	
850 Scrambler	14-18	MBK242	
850 Sportsman	09-13	MBK241	
850 Sportsman	14-18	MBK242	
900 Ace	16-19	MBK087	
900 Ranger	13-17	MBK087	
900 Ranger	18-19	MBK101	
900 RZR	11-17	MBK087	
900 RZR	18-20	MBK101	
925 RZR Turbo	16-17	MBK088	
925 RZR Turbo	18-20	MBK124	
1000 General	16-17	MBK088	
1000 General	18-20	MBK124	

POLARIS

MODEL	YEAR	CRANK SHAFT BEARING KIT	CRANK SHAFT SEAL ONLY KITS
50 Outlaw	08-19	BK1031A	
50 Predator	04-06	BK1083A	
50 Predator	2007	BK1031A	
50 Scrambler	01-03	BK1083A	
90 Outlaw	07-16	BK1031A	
90 Predator	03-06	BK1083A	
90 Scrambler	01-03	BK1083A	
90 Sportsman	01-06	BK1083A	
90 Sportsman	07-16	BK1031A	
250 Trail Blazer	90-92	BK1077A	BK2040A
250 Trail Blazer	93-98	BK1078A	BK2039A
250 Trail Blazer	99-06	BK1092A	BK2039A
250 Trail Boss 2x4	88-92	BK1077A	BK2040A
250 Trail Boss 2x4	93-98	BK1078A	BK2039A
250 Trail Boss 2x4	1999	BK1092A	BK2039A
250 Trail Boss 4x4	88-92	BK1077A	BK2040A
250 Trail Boss 4x4	1993	BK1078A	BK2039A
250 Trail Boss 4x4	1995	BK1084A	BK2039A
250 Xplorer 4x4	00-02	BK1092A	BK2039A
300 2x4/4x4	94-95	BK1084A	BK2039A
300 Xplorer 4x4	96-99	BK1084A	BK2039A
300 Xpress	96-99	BK1084A	BK2039A
325 Magnum	00-02	BK1085A	
325 Trail Boss	00-02	BK1085A	
325 Xpedition	00-02	BK1086A	

Crankshaft bearing kits continue on the next page.



POLARIS			
MODEL	YEAR	CRANK SHAFT BEARING KIT	CRANK SHAFT SEAL ONLY KITS
1000 RZR	14-17	MBK088	
1000 RZR	18-20	MBK124	
1000 Scrambler	14-18	MBK242	
1000 Sportsman	15-19	MBK242	
1000 Ranger	2017	MBK087	
1000 Ranger	18-20	MBK101	

SUZUKI			
MODEL	YEAR	CRANK SHAFT BEARING KIT	CRANK SHAFT SEAL ONLY KITS
LT50	84-87	BK1067A	
LTA50	02-05	BK1067A	
LT80	87-06	BK1035A	
ALT125	83-86	BK1036A	
LT125	83-87	BK1036A	
LT160	03-04	BK1036A	
LT160E	89-92	BK1036A	
LTF160	91-01	BK1036A	
ALT185F	1985	BK1036A	
LT185	84-87	BK1036A	
LT230E	87-93	BK1036A	
LT230G	85-86	BK1036A	
LT230S	85-90	BK1036A	
LTF230	86-87	BK1036A	
LT250EF	85-86	BK1058A	
LT250R	85-92	BK1037A	BK2038A
LT250S	89-90	BK1036A	
LT4WD 250 Quad Runner	87-98	BK1036A	
LTF250 2WD	88-01	BK1036A	
LTF250 Ozark	02-14	BK1036A	
LTF250F 4WD Quad Runner	99-02	BK1036A	
LTZ250	04-09	BK1036A	
LT300E	87-89	BK1058A	
LTF4WDX King Quad 300	91-98	BK1036A	
LTF300F King Quad	99-02	BK1036A	
LTF400F Eiger	02-07	BK1054A	
LTF400F 4WD King Quad	08-20	BK1054A	
LTR450	06-11	BK1116A	
LT500R Quadzilla	87-90	BK1038A	BK2038A
LTA500F Quad Master Auto	00-01	BK1079A	
LTF500F Quad Runner	98-02	BK1080A	
LTA500F Vinson	02-07	BK1079A	
LTF500F Vinson	03-05	BK1080A	

YAMAHA			
MODEL	YEAR	CRANK SHAFT BEARING KIT	CRANK SHAFT SEAL ONLY KITS
YFS200 Blaster	88-06	BK1043A	BK2024A
YFM250 Raptor	08-13	BK1033A	
YFM350 Warrior	87-04	MBK023	
YFM350 Warrior	87-04	MBK239	
YFM350 Raptor	04-13	MBK023	
YFM350 Raptor	04-13	MBK239	
YFZ350 Banshee	87-09	BK1034A	BK2025A
YFZ 450	04-13	MBK022	
YFZ 450X	10-11	MBK070	
YFZ 450R	09-15	MBK070	
YFM450 Kodiak	03-06	MBK081	
YFM450 Grizzly	07-14	MBK081	
YFM450 Wolverine	06-10	MBK081	
YXR450 Rhino	06-09	MBK081	
YFM660 Grizzly	02-08	MBK240	
YFM660 Raptor	01-05	MBK240	
YXR660 Rhino	04-07	MBK240	
YFM700 Kodiak	17-18	BK1096A	
YFM700 Grizzly	07-18	BK1096A	



- INDEX
- WIDE OPEN PARTS
- TIRES & WHEELS
- BRAKES
- AIR, OIL & FUEL
- BATTERY & ELECTRICAL
- ENGINE
- BEARINGS**
- BUSHINGS
- DRIVELINE
- AXLES
- BELTS
- CONTROLS
- TOOLS & CHEMICALS
- EXHAUST
- ACCESSORIES



Main Bearing & Seal Kits



ARCTIC CAT

MODEL	YEAR	PART #	DESCRIPTION
DVX400	04-08	MBK049	Replacement crankshaft main bearing and seal kit.

CAN AM

MODEL	YEAR	PART #	DESCRIPTION
330 Outlander	04-05	MBK101	Replacement crankshaft main bearing and seal kit.
400 Outlander	03-15	MBK101	Replacement crankshaft main bearing and seal kit.
500 Outlander	03-15	MBK102	Replacement crankshaft main bearing and seal kit.
500 Renegade	08-15	MBK102	Replacement crankshaft main bearing and seal kit.
570 Outlander	18-20	MBK102	Replacement crankshaft main bearing and seal kit.
570 Renegade	18-20	MBK102	Replacement crankshaft main bearing and seal kit.
650 Outlander	06-20	MBK102	Replacement crankshaft main bearing and seal kit.
800 Outlander	06-12	MBK102	Replacement crankshaft main bearing and seal kit.
800 Renegade	07-10	MBK102	Replacement crankshaft main bearing and seal kit.

HONDA

MODEL	YEAR	PART #	DESCRIPTION
ATC250R	85-86	MBK013	Replacement crankshaft main bearing and seal kit.
TRX250R	86-89	MBK013	Replacement crankshaft main bearing and seal kit.
TRX250EX/X	01-17	MBK077	Replacement crankshaft main bearing and seal kit.
TRX250 Recon	02-19	MBK077	Replacement crankshaft main bearing and seal kit.
TRX350 Rancher	00-06	MBK078	Replacement crankshaft main bearing and seal kit.
TRX400EX/X	99-14	MBK014	Replacement crankshaft main bearing and seal kit.
TRX420 Rancher	07-20	MBK086	Replacement crankshaft main bearing and seal kit.
TRX450ER	04-05	MBK046	Replacement crankshaft main bearing and seal kit.
TRX450R	04-05	MBK046	Replacement crankshaft main bearing and seal kit.
TRX450R	06-09	MBK047	Replacement crankshaft main bearing and seal kit.
TRX450ER	06-14	MBK047	Replacement crankshaft main bearing and seal kit.
TRX500 Foreman	05-11	MBK079	Replacement crankshaft main bearing and seal kit.
TRX500 Foreman	12-19	MBK086	Replacement crankshaft main bearing and seal kit.
TRX500 Rubicon Manual	15-19	MBK086	Replacement crankshaft main bearing and seal kit.
SXS500 Pioneer	15-20	MBK086	Replacement crankshaft main bearing and seal kit.
TRX520 Foreman	2020	MBK086	Replacement crankshaft main bearing and seal kit.
TRX520 Rubicon Manual	2020	MBK086	Replacement crankshaft main bearing and seal kit.
TRX700XX	08-09	MBK060	Replacement crankshaft main bearing and seal kit.

Main bearing & seal kits continue on the next page.



KAWASAKI

MODEL	YEAR	PART #	DESCRIPTION
KFX400	03-06	MBK049	Replacement crankshaft main bearing and seal kit.
KFX450R	08-14	MBK056	Replacement crankshaft main bearing and seal kit.
KFX700	04-09	MBK075	Kit includes plain bearing that is not available from OE unless engine cases are purchased
KVF700 Prairie	04-06	MBK075	Kit includes plain bearing that is not available from OE unless engine cases are purchased
KVF750 Brute Force	05-20	MBK075	Kit includes plain bearing that is not available from OE unless engine cases are purchased
KRT750 Teryx	08-13	MBK075	Kit includes plain bearing that is not available from OE unless engine cases are purchased

POLARIS

MODEL	YEAR	PART #	DESCRIPTION
400 Ranger	10-14	MBK009	Replacement crankshaft main bearing and seal kit.
400 Hawkeye	11-14	MBK009	Replacement crankshaft main bearing and seal kit.
400 Sportsman	11-14	MBK009	Replacement crankshaft main bearing and seal kit.
450 Sportsman	06-07	MBK009	Replacement crankshaft main bearing and seal kit.
500 Ranger	06-07	MBK009	Replacement crankshaft main bearing and seal kit.
500 Scrambler	98-12	MBK009	Replacement crankshaft main bearing and seal kit.
500 Sportsman	01-13	MBK009	Replacement crankshaft main bearing and seal kit.
700 Ranger	06-09	MBK084	Replacement crankshaft main bearing and seal kit.
700 Sportsman	06-07	MBK084	Replacement crankshaft main bearing and seal kit.
800 Ranger 4X4	08-14	MBK084	Replacement crankshaft main bearing and seal kit.
800 RZR	08-14	MBK084	Replacement crankshaft main bearing and seal kit.
800 Sportsman	06-14	MBK084	Replacement crankshaft main bearing and seal kit.
850 Scrambler	2013	MBK241	Replacement crankshaft main bearing and seal kit.
850 Scrambler	14-18	MBK242	The plain bearings located in the center of the crankshaft are; CRBPL-028
850 Sportsman	09-13	MBK241	Replacement crankshaft main bearing and seal kit.
850 Sportsman	14-18	MBK242	The plain bearings located in the center of the crankshaft are; CRBPL-028
900 Ace	16-19	MBK087	Replacement crankshaft main bearing and seal kit.
900 Ranger	13-17	MBK087	Replacement crankshaft main bearing and seal kit.
900 Ranger	18-19	MBK101	Replacement crankshaft main bearing and seal kit.
900 RZR	11-17	MBK087	Replacement crankshaft main bearing and seal kit.
900 RZR	18-20	MBK101	Replacement crankshaft main bearing and seal kit.
925 RZR Turbo	16-17	MBK088	Replacement crankshaft main bearing and seal kit.
925 RZR Turbo	18-20	HR00024	Replacement crankshaft main bearing and seal kit.
1000 General	16-17	MBK088	Replacement crankshaft main bearing and seal kit.
1000 General	18-20	HR00024	Replacement crankshaft main bearing and seal kit.
1000 RZR	14-17	MBK088	Replacement crankshaft main bearing and seal kit.
1000 RZR	18-20	HR00024	Replacement crankshaft main bearing and seal kit.
1000 Scrambler	14-18	MBK242	The plain bearings located in the center of the crankshaft are; CRBPL-028
1000 Sportsman	15-19	MBK242	The plain bearings located in the center of the crankshaft are; CRBPL-028
1000 Ranger	2017	MBK087	Replacement crankshaft main bearing and seal kit.
1000 Ranger	18-20	MBK101	Replacement crankshaft main bearing and seal kit.

INDEX

WIDE OPEN PARTS

TIRES & WHEELS

BRAKES

AIR, OIL & FUEL

BATTERY & ELECTRICAL

ENGINE

BEARINGS

BUSHINGS

DRIVELINE

AXLES

BELTS

CONTROLS

TOOLS & CHEMICALS

EXHAUST

ACCESSORIES



Main bearing & seal kits continue on the next page.



SUZUKI

MODEL	YEAR	PART #	DESCRIPTION
LT250R	88-92	MBK016	Replacement crankshaft main bearing and seal kit.
LTZ400	03-14	MBK049	Replacement crankshaft main bearing and seal kit.
LTR450	06-09	MBK051	Replacement crankshaft main bearing and seal kit.
LT-V700F Twin Peaks	04-05	MBK075	Replacement crankshaft main bearing and seal kit.

YAMAHA

MODEL	YEAR	PART #	DESCRIPTION
YFS200 Blaster	88-06	MBK017	Replacement crankshaft main bearing and seal kit.
YFM250 Raptor	08-13	MBK059	Replacement crankshaft main bearing and seal kit.
YFZ350 Banshee	87-06	MBK018	Used when installing new 4001, 4011, & 4111 crankshafts.
YFZ350 Banshee	87-06	MBK225	Used when rebuilding 4001, 4011, & 4111 crankshafts.
YFM350 Warrior	87-04	MBK023	Used when installing new 4043, 4143 or OE crankshafts
YFM350 Warrior	87-04	MBK239	Used when rebuilding 4043, 4143 or OE crankshafts
YFM350 Raptor	04-13	MBK023	Used when installing new 4043, 4143 or OE crankshafts
YFM350 Raptor	04-13	MBK239	Used when rebuilding 4043, 4143 or OE crankshafts
YFZ 450	04-13	MBK022	Replacement crankshaft main bearing and seal kit.
YFZ 450X	10-11	MBK070	Replacement crankshaft main bearing and seal kit.
YFZ 450R	09-15	MBK070	Replacement crankshaft main bearing and seal kit.
YFM450 Kodiak	03-06	MBK081	Replacement crankshaft main bearing and seal kit.
YFM450 Grizzly	07-14	MBK081	Replacement crankshaft main bearing and seal kit.
YFM450 Wolverine	06-10	MBK081	Replacement crankshaft main bearing and seal kit.
YXR450 Rhino	06-09	MBK081	Replacement crankshaft main bearing and seal kit.
YFM660 Grizzly	02-08	MBK024	Used when installing new 4080, 4180 or OE crankshafts
YFM660 Grizzly	02-08	MBK240	Used when rebuilding 4080, 4180 or OE crankshafts
YFM660 Raptor	01-05	MBK024	Used when installing new 4044, 4144 or OE crankshafts
YFM660 Raptor	01-05	MBK240	Used when rebuilding 4044, 4144 or OE crankshafts
YXR660 Rhino	04-07	MBK240	Used when rebuilding 4080, 4180 or OE crankshafts
YFM700 Grizzly	07-15	MBK053	Used when installing new 4079 crankshafts
YFM700 Grizzly	07-15	MBK054	Used when rebuilding 4079 crankshafts
YFM700 Raptor	06-20	MBK053	Used when installing new 4078 crankshafts
YFM700 Raptor	06-20	MBK054	Used when rebuilding 4078 crankshafts
YXR700 Rhino	08-13	MBK053	Used when installing new 4079 crankshafts
YXR700 Rhino	08-13	MBK054	Used when rebuilding 4079 crankshafts



Plain Crankshaft Bearings by Hot Rods



CAN AM			
MODEL	YEAR	PART #	DESCRIPTION
330 Outlander	04-05	CB103	Replacement single journal crankshaft bearing kit. Sold as a set.
400 Outlander	03-15	CB103	Replacement single journal crankshaft bearing kit. Sold as a set.
500 Outlander	07-15	CB103	Replacement single journal crankshaft bearing kit. Sold as a set.
		CB104	Replacement crankcase cover plain bearing only! Sold as a set.
500 Renegade	08-15	CB103	Replacement single journal crankshaft bearing kit. Sold as a set.
		CB104	Replacement crankcase cover plain bearing only! Sold as a set.
570 Outlander	18-20	CB103	Replacement single journal crankshaft bearing kit. Sold as a set.
		CB104	Replacement crankcase cover plain bearing only! Sold as a set.
570 Renegade	18-20	CB103	Replacement single journal crankshaft bearing kit. Sold as a set.
		CB104	Replacement crankcase cover plain bearing only! Sold as a set.
650 Outlander	06-20	CB103	Replacement single journal crankshaft bearing kit. Sold as a set.
		CB104	Replacement crankcase cover plain bearing only! Sold as a set.
800 Outlander	06-12	CB103	Replacement single journal crankshaft bearing kit. Sold as a set.
		CB104	Replacement crankcase cover plain bearing only! Sold as a set.
800 Renegade	07-10	CB103	Replacement single journal crankshaft bearing kit. Sold as a set.
		CB104	Replacement crankcase cover plain bearing only! Sold as a set.

POLARIS			
MODEL	YEAR	PART #	DESCRIPTION
900 Ace	16-17	CB004B	Blue crank bearing (1.498-1.502) replaces OE# 3514662-002. Sold as a set.
		CB004G	Green crank bearing (1.502-1.506) replaces OE# 3514662-003. Sold as a set.
		CB004R	Red crank bearing (1.510-1.515) replaces OE# 3514662-005. Sold as a set.
		CB004W	White crank bearing (1.495-1.498) replaces OE# 3514662-001. Sold as a set.
		CB004Y	Yellow crank bearing (1.506-1.510) replaces OE# 3514662-004. Sold as a set.
900 Ranger/Crew	13-17	CB004B	Blue crank bearing (1.498-1.502) replaces OE# 3514662-002. Sold as a set.
		CB004G	Green crank bearing (1.502-1.506) replaces OE# 3514662-003. Sold as a set.
		CB004R	Red crank bearing (1.510-1.515) replaces OE# 3514662-005. Sold as a set.
		CB004W	White crank bearing (1.495-1.498) replaces OE# 3514662-001. Sold as a set.
		CB004Y	Yellow crank bearing (1.506-1.510) replaces OE# 3514662-004. Sold as a set.

- INDEX
- WIDE OPEN PARTS
- TIRES & WHEELS
- BRAKES
- AIR, OIL & FUEL
- BATTERY & ELECTRICAL
- ENGINE
- BEARINGS**
- BUSHINGS
- DRIVELINE
- AXLES
- BELTS
- CONTROLS
- TOOLS & CHEMICALS
- EXHAUST
- ACCESSORIES

Plain crankshaft bearings continue on the next page.



PLAIN CRANKSHAFT BEARINGS



POLARIS			
MODEL	YEAR	PART #	DESCRIPTION
900 RZR/4/S	11-20	CB004B	Blue crank bearing (1.498-1.502) replaces OE# 3514662-002. Sold as a set.
		CB004G	Green crank bearing (1.502-1.506) replaces OE# 3514662-003. Sold as a set.
		CB004R	Red crank bearing (1.510-1.515) replaces OE# 3514662-005. Sold as a set.
		CB004W	White crank bearing (1.495-1.498) replaces OE# 3514662-001. Sold as a set.
		CB004Y	Yellow crank bearing (1.506-1.510) replaces OE# 3514662-004. Sold as a set.
925 RZR Turbo/4/S	16-20	CB004B	Blue crank bearing (1.498-1.502) replaces OE# 3514662-002. Sold as a set.
		CB004G	Green crank bearing (1.502-1.506) replaces OE# 3514662-003. Sold as a set.
		CB004R	Red crank bearing (1.510-1.515) replaces OE# 3514662-005. Sold as a set.
		CB004W	White crank bearing (1.495-1.498) replaces OE# 3514662-001. Sold as a set.
		CB004Y	Yellow crank bearing (1.506-1.510) replaces OE# 3514662-004. Sold as a set.
925 RZR Pro XP/4	2020	CB006B	Middle bearing journal only! Blue crank bearing (1.498-1.502) replaces OE# 3514803-002 and 3514662-002. Sold as a set.
		CB006G	Middle bearing journal only! Green crank bearing (1.502-1.506) replaces OE# 3514803-003 and 3514662-003. Sold as a set.
		CB006Y	Middle bearing journal only! Yellow crank bearing (1.506-1.510) replaces OE# 3514803-004 and 3514662-004. Sold as a set.
		CB004B	Blue crank bearing (1.498-1.502) replaces OE# 3514662-002. Sold as a set.
		CB004G	Green crank bearing (1.502-1.506) replaces OE# 3514662-003. Sold as a set.
		CB004R	Red crank bearing (1.510-1.515) replaces OE# 3514662-005. Sold as a set.
1000 General/4	16-20	CB004W	White crank bearing (1.495-1.498) replaces OE# 3514662-001. Sold as a set.
		CB004Y	Yellow crank bearing (1.506-1.510) replaces OE# 3514662-004. Sold as a set.
		CB006B	Middle bearing journal only! Blue crank bearing (1.498-1.502) replaces OE# 3514803-002 and 3514662-002. Sold as a set.
		CB006G	Middle bearing journal only! Green crank bearing (1.502-1.506) replaces OE# 3514803-003 and 3514662-003. Sold as a set.
		CB006Y	Middle bearing journal only! Yellow crank bearing (1.506-1.510) replaces OE# 3514803-004 and 3514662-004. Sold as a set.
		CB004B	Blue crank bearing (1.498-1.502) replaces OE# 3514662-002. Sold as a set.

Plain crankshaft bearings continue on the next page.



POLARIS			
MODEL	YEAR	PART #	DESCRIPTION
1000 Ranger/Crew	17-20	CB004B	Blue crank bearing (1.498-1.502) replaces OE# 3514662-002. Sold as a set.
		CB004G	Green crank bearing (1.502-1.506) replaces OE# 3514662-003. Sold as a set.
		CB004R	Red crank bearing (1.510-1.515) replaces OE# 3514662-005. Sold as a set.
		CB004W	White crank bearing (1.495-1.498) replaces OE# 3514662-001. Sold as a set.
		CB004Y	Yellow crank bearing (1.506-1.510) replaces OE# 3514662-004. Sold as a set.
1000 RZR/4/S	14-20	CB004B	Blue crank bearing (1.498-1.502) replaces OE# 3514662-002. Sold as a set.
		CB004G	Green crank bearing (1.502-1.506) replaces OE# 3514662-003. Sold as a set.
		CB004R	Red crank bearing (1.510-1.515) replaces OE# 3514662-005. Sold as a set.
		CB004W	White crank bearing (1.495-1.498) replaces OE# 3514662-001. Sold as a set.
		CB004Y	Yellow crank bearing (1.506-1.510) replaces OE# 3514662-004. Sold as a set.
		CB006B	Middle bearing journal only! Blue crank bearing (1.498-1.502) replaces OE# 3514803-002 and 3514662-002. Sold as a set.
1000 RZR RS1	18-20	CB006G	Middle bearing journal only! Green crank bearing (1.502-1.506) replaces OE# 3514803-003 and 3514662-003. Sold as a set.
		CB006Y	Middle bearing journal only! Yellow crank bearing (1.506-1.510) replaces OE# 3514803-004 and 3514662-004. Sold as a set.
		CB004B	Blue crank bearing (1.498-1.502) replaces OE# 3514662-002. Sold as a set.



- INDEX
- WIDE OPEN PARTS
- TIRES & WHEELS
- BRAKES
- AIR, OIL & FUEL
- BATTERY & ELECTRICAL
- ENGINE
- BEARINGS**
- BUSHINGS
- DRIVELINE
- AXLES
- BELTS
- CONTROLS
- TOOLS & CHEMICALS
- EXHAUST
- ACCESSORIES

Plain crankshaft bearings continue on the next page.



Counter Balancer Kits by Hot Rods



ARCTIC CAT

MODEL	YEAR	PART #
DVX400	04-08	BBK0018

HONDA

MODEL	YEAR	PART #
TRX350 Rancher	00-06	HR00057
TRX400EX/X	99-14	BBK0026
TRX420 Rancher (ALL)	07-20	BBK0027
TRX500 Foreman	05-11	HR00075
TRX500 Foreman	12-19	BBK0027
TRX500 Rubicon	15-19	BBK0027
SXS500 Pioneer	16-20	BBK0027
TRX520 Foreman	2020	BBK0027
TRX520 Rubicon Manual	2020	BBK0027
TRX450R	04-09	BBK0005
TRX450ER	06-14	BBK0005

KAWASAKI

MODEL	YEAR	PART #
KFX400	03-06	BBK0018
KFX450R	08-14	BBK0016

POLARIS

MODEL	YEAR	PART #
400 Hawkeye HO	11-14	HR00011
400 Ranger	10-14	HR00011
400 Sportsman	11-14	HR00011
450 Sportsman	06-07	HR00011
450 Sportsman	2016	HR00079
450 Sportsman HO	17-18	BBK0028
500 Ace	17-18	BBK0028
500 Ranger	06-07	HR00011
500 Ranger	17-19	BBK0028
500 Scrambler 4x4	98-12	HR00011
500 Sportsman	01-13	HR00011
570 Ace	15-17	HR00079
570 Ranger	14-20	HR00079
570 RZR	12-20	HR00079
570 Sportsman	14-16	HR00079
600 Sportsman	03-05	BBK0019
700 Ranger	05-09	BBK0019
700 Sportsman	02-08	BBK0019

POLARIS

MODEL	YEAR	PART #
800 Ranger	10-14	BBK0019
800 RZR	08-14	BBK0019
800 Sportsman	05-14	BBK0019
850 Scrambler	13-18	BBK0031
850 Sportsman	09-18	BBK0031
900 Ace	16-19	BBK0024
900 Ranger	13-19	BBK0024
900 RZR	11-20	BBK0024
925 RZR Turbo	16-20	BBK0024
1000 General	16-20	BBK0024
1000 Ranger	17-20	BBK0024
1000 RZR	14-20	BBK0024
1000 Scrambler	14-18	BBK0031
1000 Sportsman	15-18	BBK0031

SUZUKI

MODEL	YEAR	PART #
LTZ400	03-14	BBK0018
LT-R450	06-09	BBK0017

YAMAHA

MODEL	YEAR	PART #
YFS200 Blaster	88-06	BBK0021
YFM350 Grizzly	2014	HR00077
YFM350 Warrior	88-04	BBK0010
YFM350 Raptor	04-13	BBK0010
YFM450 Grizzly IRS	07-14	HR00077
YFM450 Kodiak	03-06	HR00077
YFM450 Wolverine	06-09	HR00077
YFZ450	04-13	BBK0011
YFZ450R	09-19	BBK0015
YFZ450X	10-11	BBK0015
YFM550 Grizzly	09-14	BBK0009
YFM660 Grizzly	02-08	BBK0009
YFM660 Raptor	01-05	BBK0025
YXR660 Rhino	04-07	BBK0009
YFM700 Grizzly	07-15	BBK0009
YFM700 Raptor	06-20	BBK0008
YXR700 Rhino	08-13	BBK0009

INDEX

WIDE OPEN PARTS

TIRES & WHEELS

BRAKES

AIR, OIL & FUEL

BATTERY & ELECTRICAL

ENGINE

BEARINGS

BUSHINGS

DRIVELINE

AXLES

BELTS

CONTROLS

TOOLS & CHEMICALS

EXHAUST

ACCESSORIES

Plain Rod Bearings by Hot Rods



KAWASAKI			
MODEL	YEAR	PART #	DESCRIPTION
KFX700	04-09	PRB003B	Undersized Brown rod bearing (1.482-1.486mm). Replaces OE# 92028-1963. Sold as set.
		PRB003Y	Standard Yellow rod bearing (1.486-1.490mm). Replaces OE# 92028-1962. Sold as set.
		PRB003G	Oversized Green rod bearing (1.490-1.494mm). Replaces OE# 92028-1961. Sold as set.
KVF650 Prairie	04-06	PRB003B	Undersized Brown rod bearing (1.482-1.486mm). Replaces OE# 92028-1963. Sold as set.
		PRB003G	Oversized Green rod bearing (1.490-1.494mm). Replaces OE# 92028-1961. Sold as set.
		PRB003Y	Standard Yellow rod bearing (1.486-1.490mm). Replaces OE# 92028-1962. Sold as set.
KVF650 Brute Force IRS/SRA	05-13	PRB003B	Undersized Brown rod bearing (1.482-1.486mm). Replaces OE# 92028-1963. Sold as set.
		PRB003Y	Standard Yellow rod bearing (1.486-1.490mm). Replaces OE# 92028-1962. Sold as set.
		PRB003G	Oversized Green rod bearing (1.490-1.494mm). Replaces OE# 92028-1961. Sold as set.
KVF700 Prairie	04-06	PRB003B	Undersized Brown rod bearing (1.482-1.486mm). Replaces OE# 92028-1963. Sold as set.
		PRB003G	Oversized Green rod bearing (1.490-1.494mm). Replaces OE# 92028-1961. Sold as set.
		PRB003Y	Standard Yellow rod bearing (1.486-1.490mm). Replaces OE# 92028-1962. Sold as set.
KVF750 Brute Force	05-12	PRB003B	Undersized Brown rod bearing (1.482-1.486mm). Replaces OE# 92028-1963. Sold as set.
		PRB003Y	Standard Yellow rod bearing (1.486-1.490mm). Replaces OE# 92028-1962. Sold as set.
		PRB003G	Oversized Green rod bearing (1.490-1.494mm). Replaces OE# 92028-1961. Sold as set.
KFR750 Teryx	08-12	PRB003B	Undersized Brown rod bearing (1.482-1.486mm). Replaces OE# 92028-1963. Sold as set.
		PRB003Y	Standard Yellow rod bearing (1.486-1.490mm). Replaces OE# 92028-1962. Sold as set.
		PRB003G	Oversized Green rod bearing (1.490-1.494mm). Replaces OE# 92028-1961. Sold as set.

POLARIS			
MODEL	YEAR	PART #	DESCRIPTION
850 Scrambler	13-18	PR027W	White rod bearings. Sold as a pair. Requires 2 kits per vehicle!
850 Sportsman	09-18	PR027W	White rod bearings. Sold as a pair. Requires 2 kits per vehicle!
900 Ace	16-19	PRB005B	Blue rod bearing (1.503-1.506) replaces OE# 3514663-002. Sold as a pair.
		PRB005G	Green rod bearing (1.506-1.509) replaces OE# 3514663-003. Sold as a pair.
		PRB005W	White rod bearing (1.500-1.503) replaces OE# 3514663-001. Sold as a pair.
		PRB005Y	Yellow rod bearing (1.509-1.512) replaces OE# 3514663-004. Sold as a pair.
900 Ranger/Crew	13-19	PRB005B	Blue rod bearing (1.503-1.506) replaces OE# 3514663-002. Sold as a pair.
		PRB005G	Green rod bearing (1.506-1.509) replaces OE# 3514663-003. Sold as a pair.
		PRB005W	White rod bearing (1.500-1.503) replaces OE# 3514663-001. Sold as a pair.
		PRB005Y	Yellow rod bearing (1.509-1.512) replaces OE# 3514663-004. Sold as a pair.
900 RZR/4/S	11-20	PRB005B	Blue rod bearing (1.503-1.506) replaces OE# 3514663-002. Sold as a pair.
		PRB005G	Green rod bearing (1.506-1.509) replaces OE# 3514663-003. Sold as a pair.
		PRB005W	White rod bearing (1.500-1.503) replaces OE# 3514663-001. Sold as a pair.
		PRB005Y	Yellow rod bearing (1.509-1.512) replaces OE# 3514663-004. Sold as a pair.

- INDEX
- WIDE OPEN PARTS
- TIRES & WHEELS
- BRAKES
- AIR, OIL & FUEL
- BATTERY & ELECTRICAL
- ENGINE
- BEARINGS**
- BUSHINGS
- DRIVELINE
- AXLES
- BELTS
- CONTROLS
- TOOLS & CHEMICALS
- EXHAUST
- ACCESSORIES

Plain rod bearings continue on the next page.



PLAIN ROD BEARINGS



POLARIS

MODEL	YEAR	PART #	DESCRIPTION
925 RZR XP Turbo	2016	PRB005B	Blue rod bearing (1.503-1.506) replaces OE# 3514663-002. Sold as a pair.
		PRB005G	Green rod bearing (1.506-1.509) replaces OE# 3514663-003. Sold as a pair.
		PRB005W	White rod bearing (1.500-1.503) replaces OE# 3514663-001. Sold as a pair.
		PRB005Y	Yellow rod bearing (1.509-1.512) replaces OE# 3514663-004. Sold as a pair.
925 RZR Turbo/4/S	16-20	PR027W	White rod bearings. Sold as a pair. Requires 2 kits per vehicle!
925 RZR Pro XP	2020	PR027W	White rod bearings. Sold as a pair. Requires 2 kits per vehicle!
1000 General/4	16-20	PRB005B	Blue rod bearing (1.503-1.506) replaces OE# 3514663-002. Sold as a pair.
		PRB005G	Green rod bearing (1.506-1.509) replaces OE# 3514663-003. Sold as a pair.
		PRB005W	White rod bearing (1.500-1.503) replaces OE# 3514663-001. Sold as a pair.
		PRB005Y	Yellow rod bearing (1.509-1.512) replaces OE# 3514663-004. Sold as a pair.
1000 Ranger/Crew	17-20	PRB005B	Blue rod bearing (1.503-1.506) replaces OE# 3514663-002. Sold as a pair.
		PRB005G	Green rod bearing (1.506-1.509) replaces OE# 3514663-003. Sold as a pair.
		PRB005W	White rod bearing (1.500-1.503) replaces OE# 3514663-001. Sold as a pair.
		PRB005Y	Yellow rod bearing (1.509-1.512) replaces OE# 3514663-004. Sold as a pair.
1000 RZR/4/S	14-20	PRB005B	Blue rod bearing (1.503-1.506) replaces OE# 3514663-002. Sold as a pair.
		PRB005G	Green rod bearing (1.506-1.509) replaces OE# 3514663-003. Sold as a pair.
		PRB005W	White rod bearing (1.500-1.503) replaces OE# 3514663-001. Sold as a pair.
		PRB005Y	Yellow rod bearing (1.509-1.512) replaces OE# 3514663-004. Sold as a pair.
1000 RZR RS1	18-19	PRB005B	Blue rod bearing (1.503-1.506) replaces OE# 3514663-002. Sold as a pair.
		PRB005G	Green rod bearing (1.506-1.509) replaces OE# 3514663-003. Sold as a pair.
		PRB005W	White rod bearing (1.500-1.503) replaces OE# 3514663-001. Sold as a pair.
		PRB005Y	Yellow rod bearing (1.509-1.512) replaces OE# 3514663-004. Sold as a pair.
1000 Scrambler	14-18	PR027W	White rod bearings. Sold as a pair. Requires 2 kits per vehicle!
1000 Sportsman	16-18	PR027W	White rod bearings. Sold as a pair. Requires 2 kits per vehicle!

SUZUKI

MODEL	YEAR	PART #	DESCRIPTION
LT-V700F Twin Peaks	04-05	PRB003B	Undersized Brown rod bearing (1.482-1.486mm). Replaces OE# 92028-1963. Sold as set.
		PRB003Y	Standard Yellow rod bearing (1.486-1.490mm). Replaces OE# 92028-1962. Sold as set.
		PRB003G	Oversized Green rod bearing (1.490-1.494mm). Replaces OE# 92028-1961. Sold as set.

Transmission Bearing Kits by AllBalls



CAN-AM

MODEL	YEAR	TRANSMISSION REBUILD KIT	TRANSMISSION SEAL KIT
500 Outlander	07-15	BK7051A	BK7151A
500 Outlander Max	07-14	BK7051A	BK7151A
500 Renegade	08-15	BK7051A	BK7151A
570 Outlander	16-19	BK7051A	BK7151A
570 Outlander	2020		BK7151A
570 Outlander XMR	16-19	BK7051A	BK7151A
570 Outlander XMR	2020		BK7151A
570 Outlander Max	16-19	BK7051A	BK7151A
570 Outlander Max	2020		BK7151A
570 Renegade	16-19	BK7051A	BK7151A
570 Renegade	2020		BK7151A
570 Renegade XMR	17-19	BK7051A	BK7151A
570 Renegade XMR	2020		BK7151A
650 Outlander	06-15	BK7051A	BK7151A
650 Outlander	2019	BK7051A	BK7151A
650 Outlander	2020		BK7151A
650 Outlander XMR	13-19	BK7051A	BK7151A
650 Outlander XMR	2020		BK7151A
650 Outlander Max	06-15	BK7051A	BK7151A
650 Renegade	18-19	BK7051A	BK7151A
800 Outlander	06-15	BK7051A	BK7151A
800 Outlander XMR	11-12	BK7051A	BK7151A
800 Outlander XMR	2015	BK7051A	BK7151A
800 Outlander Max	06-15	BK7051A	BK7151A
800 Renegade	07-15	BK7051A	BK7151A
850 Outlander	2019	BK7051A	BK7151A
850 Outlander	2020		BK7151A
850 Outlander Max	2019	BK7051A	BK7151A
850 Outlander Max	2020		BK7151A
850 Renegade	2019	BK7051A	BK7151A
850 Renegade	2020		BK7151A
1000 Outlander	2019	BK7051A	BK7151A
1000 Outlander	2020		BK7151A
1000 Outlander Max	18-19	BK7051A	BK7151A
1000 Outlander Max	2020		BK7151A

POLARIS

MODEL	YEAR	TRANSMISSION REBUILD KIT	TRANSMISSION SEAL KIT
250 Xplorer	00-02	BK7008A	BK7108A
300 2x4	94-95	BK7003A	BK7103A
300 4x4	94-95	BK7003A	BK7103A
300 Xplorer	96-99	BK7003A	BK7103A
300 Xpress	96-99	BK7003A	BK7103A
325 Magnum 2x4	00-02	BK7006A	BK7103A
325 Magnum 4x4	00-02	BK7007A	BK7103A
330 Magnum	03-05	BK7012A	BK7112A
400L 2x4	94-95	BK7003A	BK7103A
400L 4x4	1994	BK7003A	BK7103A
400 Magnum	96-97	BK7002A	BK7103A
400 Scrambler	98-99	BK7005A	BK7105A
400 Sport	1999	BK7004A	BK7104A
400 Sportsman	95-97	BK7003A	BK7103A
400 Xplorer	95-98	BK7003A	BK7103A
500 Magnum	99-02	BK7007A	BK7103A
500 Magnum	2003	BK7009A	BK7109A
500 Ranger	04-08	BK7015A	BK7115A
500 Ranger	2009	BK7013A	BK7115A
500 Ranger 6x6	04-05	BK7015A	BK7115A
500 Sportsman 6x6	00-08	BK7001A	BK7108A
550 Sportsman	09-10	BK7011A	BK7111A
550 Sportsman	11-14	BK7010A	BK7110A
600 Sportsman	03-05	BK7012A	BK7112A
700 Ranger	05-09	BK7015A	BK7115A
700 Sportsman	02-07	BK7012A	BK7112A
800 Ranger 6x6	10-16	BK7013A	BK7115A
800 RZR	08-09	BK7019A	BK7119A
800 RZR	10-11	BK7020A	BK7119A
800 RZR	12-14	BK7021A	BK7119A
800 RZR 4	2010	BK7020A	BK7119A
800 RZR 4	11-14	BK7021A	BK7119A
800 RZR S	2009	BK7019A	BK7119A
800 RZR S	2010	BK7020A	BK7119A
800 RZR S	11-14	BK7021A	BK7119A
800 Sportsman	05-10	BK7012A	BK7112A
850 Scrambler XP/HO	13-20	BK7010A	BK7110A
850 Sportsman XP	09-10	BK7011A	BK7111A
850 Sportsman XP	11-14	BK7010A	BK7110A
850 Sportsman SP	15-18	BK7010A	BK7110A
850 Sportsman High Lifter	16-20	BK7010A	BK7110A
900 Ranger Hippo Diesel	2014	BK7017A	BK7117A
1000 Scrambler XP	14-18	BK7010A	BK7110A
1000 Sportsman XP	15-18	BK7010A	BK7110A
1000 Sportsman High Lifter	16-20	BK7010A	BK7110A

INDEX

WIDE OPEN PARTS

TIRES & WHEELS

BRAKES

AIR, OIL & FUEL

BATTERY & ELECTRICAL

ENGINE

BEARINGS

BUSHINGS

DRIVELINE

AXLES

BELTS

CONTROLS

TOOLS & CHEMICALS

EXHAUST

ACCESSORIES

Transmission Bearing Kits by Hot Rods



ARCTIC CAT

MODEL	YEAR	PART #	DESCRIPTION
DVX400	04-08	TBK0057	Replacement primary shaft, secondary shaft, and shift drum bearings. Includes output shaft collar and washer.

HONDA

MODEL	YEAR	PART #	DESCRIPTION
TRX250EX/X	01-19	TBK0060	Replacement primary shaft, secondary shaft, and shift drum bearings.
TRX250 Recon	02-19	TBK0060	Replacement primary shaft, secondary shaft, and shift drum bearings.
TRX350 Rancher	00-06	TBK0055	Replacement primary shaft, secondary shaft, and shift drum bearings.
TRX 400EX	99-04	TBK0011	Replacement primary shaft, secondary shaft, and shift drum bearings. Includes output shaft collar and washer.
TRX 400EX/X	05-14	TBK0012	Replacement primary shaft, secondary shaft, and shift drum bearings. Includes output shaft collar and washer.
TRX420 Rancher SRA	07-20	TBK0076	Replacement primary shaft, secondary shaft, and shift drum bearings.
TRX420 Rancher IRS Auto	09-20	TBK0078	Replacement primary shaft, secondary shaft, and shift drum bearings.
TRX450R	04-05	TBK0106	Replacement primary shaft, secondary shaft, and shift drum bearings. Includes output shaft collar and washer.
TRX450R	06-09	TBK0001	Replacement primary shaft, secondary shaft, and shift drum bearings. Includes output shaft collar and washer.
TRX450ER	06-14	TBK0001	Replacement primary shaft, secondary shaft, and shift drum bearings. Includes output shaft collar and washer.
TRX500 Foreman	05-11	TBK0074	Replacement primary shaft, secondary shaft, and shift drum bearings.
TRX500 Foreman	12-19	TBK0076	Replacement primary shaft, secondary shaft, and shift drum bearings.
TRX500 Rubicon IRS Manual	15-19	TBK0076	Replacement primary shaft, secondary shaft, and shift drum bearings.
SXS500 Pioneer	16-20	TBK0076	Replacement primary shaft, secondary shaft, and shift drum bearings.
TRX520 Foreman	2020	TBK0076	Replacement primary shaft, secondary shaft, and shift drum bearings.
TRX520 Rubicon IRS Manual	2020	TBK0076	Replacement primary shaft, secondary shaft, and shift drum bearings.

KAWASAKI

MODEL	YEAR	PART #	DESCRIPTION
KVF360 Prairie	06-12	TBK0099	Replacement primary shaft, secondary shaft, and shift drum bearings. Includes output shaft collar and washer.
KFX400	03-06	TBK0057	Replacement primary shaft, secondary shaft, and shift drum bearings. Includes output shaft collar and washer.
KFX450R	08-14	TBK0022	Replacement primary shaft, secondary shaft, and shift drum bearings. Includes output shaft collar and washer.
KVF650 Prairie	02-03	TBK0099	Replacement primary shaft, secondary shaft, and shift drum bearings. Includes output shaft collar and washer.
KVF650 Brute Force	05-13	TBK0099	Replacement primary shaft, secondary shaft, and shift drum bearings. Includes output shaft collar and washer.
KFX700	04-09	TBK0099	Replacement primary shaft, secondary shaft, and shift drum bearings. Includes output shaft collar and washer.

Transmission bearing kits continue on the next page.



KAWASAKI			
MODEL	YEAR	PART #	DESCRIPTION
KVF700 Prairie	04-06	TBK0099	Replacement primary shaft, secondary shaft, and shift drum bearings. Includes output shaft collar and washer.
KFR750 Teryx	08-13	TBK0099	Replacement primary shaft, secondary shaft, and shift drum bearings. Includes output shaft collar and washer.
KVF750 Brute Force	05-20	TBK0099	Replacement primary shaft, secondary shaft, and shift drum bearings. Includes output shaft collar and washer.

SUZUKI			
MODEL	YEAR	PART #	DESCRIPTION
Ltz400	03-13	TBK0057	Replacement primary shaft, secondary shaft, and shift drum bearings. Includes output shaft collar and washer.
LTR450	06-09	TBK0056	Replacement primary shaft, secondary shaft, and shift drum bearings. Includes output shaft collar and washer.

YAMAHA			
MODEL	YEAR	PART #	DESCRIPTION
YFS200 Blaster	88-06	TBK0082	Replacement primary shaft, secondary shaft, and shift drum bearings. Includes output shaft collar and washer.
YFM350 Warrior	88-98	TBK0091	Replacement primary shaft, secondary shaft, and shift drum bearings. Includes output shaft collar and washer.
YFM350 Warrior	98-04	TBK0076	Replacement primary shaft, secondary shaft, and shift drum bearings. Includes output shaft collar and washer.
YFM350 Raptor	04-13	TBK0076	Replacement primary shaft, secondary shaft, and shift drum bearings. Includes output shaft collar and washer.
YFZ350 Banshee	87-06	TBK0072	Replacement primary shaft, secondary shaft, and shift drum bearings. Includes output shaft collar and washer.
YFZ450	04-13	TBK0067	Replacement primary shaft, secondary shaft, and shift drum bearings. Includes output shaft collar and washer.
YFZ 450X	10-11	TBK0071	Replacement primary shaft, secondary shaft, and shift drum bearings. Includes output shaft collar and washer.
YFZ 450R	09-19	TBK0071	Replacement primary shaft, secondary shaft, and shift drum bearings. Includes output shaft collar and washer.
YFM550 Grizzly	09-14	TBK0079	Replacement primary shaft, secondary shaft, and shift drum bearings. Includes output shaft collar and washer.
YFM660 Grizzly	02-08	TBK0075	Replacement primary shaft, secondary shaft, and shift drum bearings. Includes output shaft collar and washer.
YFM660 Raptor	01-05	TBK0077	Replacement primary shaft, secondary shaft, and shift drum bearings. Includes output shaft collar and washer.
YXR660 Rhino	04-07	TBK0075	Replacement primary shaft, secondary shaft, and shift drum bearings. Includes output shaft collar and washer.
YFM700 Grizzly	07-15	TBK0079	Replacement primary shaft, secondary shaft, and shift drum bearings. Includes output shaft collar and washer.
YFM700 Raptor	06-20	TBK0078	Replacement primary shaft, secondary shaft, and shift drum bearings. Includes output shaft collar and washer.
YXR700 Rhino	08-13	TBK0079	Replacement primary shaft, secondary shaft, and shift drum bearings. Includes output shaft collar and washer.

INDEX

WIDE OPEN PARTS

TIRES & WHEELS

BRAKES

AIR, OIL & FUEL

BATTERY & ELECTRICAL

ENGINE

BEARINGS

BUSHINGS

DRIVELINE

AXLES

BELTS

CONTROLS

TOOLS & CHEMICALS

EXHAUST

ACCESSORIES



Output Shaft Kits by Hot Rods



For repairing a leaking counter shaft seal.
Includes countershaft seal, countershaft bushing, o-rings, and sprocket nut washer (where applicable).



INDEX

WIDE OPEN PARTS

TIRES & WHEELS

BRAKES

AIR, OIL & FUEL

BATTERY & ELECTRICAL

ENGINE

BEARINGS

BUSHINGS

DRIVELINE

AXLES

BELTS

CONTROLS

TOOLS & CHEMICALS

EXHAUST

ACCESSORIES

ARCTIC CAT

MODEL	YEAR	PART #
DVX400	04-08	OSK0034

HONDA

MODEL	YEAR	PART #
TRX400EX	99-04	OSK0006
TRX400EX/X	05-14	OSK0027
TRX450R	04-09	OSK0001
TRX450ER	06-14	OSK0001

KAWASAKI

MODEL	YEAR	PART #
KFX400	03-06	OSK0034
KFX450R	08-14	OSK0014

SUZUKI

MODEL	YEAR	PART #
LTX400	03-13	OSK0034
LTR450	06-09	OSK0034

YAMAHA

MODEL	YEAR	PART #
YFS200 Blaster	88-06	OSK0043
YFM350 Warrior	87-04	OSK0045
YFM350 Raptor	04-13	OSK0045
YFZ350 Banshee	87-06	OSK0042
YFZ450	04-09	OSK0040
YFZ450	12-13	OSK0041
YFZ450R	09-19	OSK0041
YFZ450X	10-11	OSK0041
YFM550 Grizzly	09-14	OSK0044
YFM660 Grizzly	02-08	OSK0044
YFM660 Raptor	01-05	OSK0046
YXR660 Rhino	04-07	OSK0044
YFM700 Grizzly	07-15	OSK0044
YFM700 Raptor	06-20	OSK0047
YXR700 Rhino	08-13	OSK0044

Center Support Bearings



RB115



RB1781A



RB117

ARCTIC CAT

MODEL	YEAR	PART #
700 Wildcat Sport	15-19	RB1792A
700 Wildcat Trail	14-20	RB1792A
800 Prowler Pro Crew	19-20	RB1792A
1000 Wildcat	13-15	RB1792A
1000 Wildcat 4	13-14	RB1792A
1000 Wildcat 4X	14-18	RB1792A
1000 Wildcat X	13-19	RB1792A
1000 Wildcat XX E	18-20	RB1792A

CAN-AM

MODEL	YEAR	PART #
800 Commander Max	16-20	RB117
800 Defender Max	17-20	RB1781A
800R Maverick Trail	18-20	RB1781A
900 Maverick X3 (All Models)	17-20	RB1781A
1000 Commander Max	14-20	RB117
1000 Defender Pro	2020	RB1781A
1000 Defender Max	17-20	RB1781A
1000 Maverick XDS	15-16	RB117
1000 Maverick Max	14-18	RB117
1000 Maverick Turbo	15-17	RB117
1000 Maverick Turbo Max	15-17	RB117
1000 Maverick Sport	19-20	RB1781A
1000 Maverick Sport Max	19-20	RB1781A
1000 Maverick Trail	18-20	RB1781A
1000 Maverick Trail	18-20	RB1781A

HONDA

MODEL	YEAR	PART #
SXS1000X-4 Talon	2020	RB1801A
SXS1000S4 Talon	2020	RB1801A

POLARIS

MODEL	YEAR	PART #
500 Ranger Crew	11-13	RB116
570 Ranger 570 Crew	14-20	RB117
570 Ranger 570 Crew Full Size	15-16	RB117
570 Ranger 570 XP	2016	RB117
570 Ranger 570-6 Crew Full Size	16-20	RB117
800 Ranger Crew	2010	RB1792A
800 Ranger Crew	11-14	RB116
800 RZR 4	2010	RB1792A
800 RZR 4	11-14	RB115
900 Ranger Crew	14-19	RB117
900 Ranger Diesel	11-14	RB115
900 Ranger Diesel Crew	12-14	RB115
900 RZR	2011	RB115
900 RZR	12-20	RB117
900 RZR 4	12-18	RB117
900 RZR S	15-20	RB117
925 RZR Turbo	16-20	RB117
925 RZR Turbo 4	16-20	RB117
925 RZR Pro XP 4	2020	RB117
1000 General	16-20	RB117
1000 General 4	17-20	RB117
1000 Ranger	18-20	RB117
1000 Ranger Crew	17-20	RB117
1000 Ranger Diesel Crew	15-18	RB117
1000 RZR	14-20	RB117
1000 RZR 4	14-20	RB117
1000 RZR 4 High Lifter	17-20	RB117
1000 RZR S	16-20	RB117
1000 RZR S4	19-20	RB117
1000 RZR RS1	18-20	RB117

INDEX

WIDE OPEN PARTS

TIRES & WHEELS

BRAKES

AIR, OIL & FUEL

BATTERY & ELECTRICAL

ENGINE

BEARINGS

BUSHINGS

DRIVELINE

AXLES

BELTS

CONTROLS

TOOLS & CHEMICALS

EXHAUST

ACCESSORIES

SWINGARM BEARINGS

Swingarm Bearings



ARCTIC CAT

MODEL	YEAR	SWING ARM BEARING KIT	LINKAGE BEARING KIT	SWING ARM BOLT KIT
250 2x4	06-09	SKIT6		
300 2x4	10-16	SKIT6		
300 Alterra	17-20	SKIT6		
400 DVX	04-08	SKIT23	SK1093A	

CAN AM

MODEL	YEAR	SWING ARM BEARING KIT	LINKAGE BEARING KIT	SWING ARM BOLT KIT
DS450	08-09	SKIT98	SK1173A	
DS450	10-15		SK1173A	
DS450 EFI MXC	2009	SKIT98	SK1173A	
DS450 EFI MXC	10-12		SK1173A	
DS450 EFI XXC	2009	SKIT98	SK1173A	
DS450 EFI XXC	10-12		SK1173A	
DS450 XXC	2015		SK1173A	
500 Quest	02-03	SKIT26		
500 Traxter	99-05	SKIT26		
650 Quest	02-04	SKIT26		
650 Traxter	04-05	SKIT26		

HONDA

MODEL	YEAR	SWING ARM BEARING KIT	LINKAGE BEARING KIT	SWING ARM BOLT KIT
TRX90	93-20	SKIT09		
ATC200X	83-85	SKIT84		
ATC200X	86-87	SKIT54		
TRX200	1984	SKIT6		
TRX200/D	90-97	SKIT10		
TRX200SX	86-88	SKIT10		
ATC250R	83-84	SKIT77		
ATC250R	85-86	SKIT8		
ATC250ES	85-87	SKIT6		
ATC250SX	85-87	SKIT6		
TRX250R	86-87	SKIT91A		
TRX250R	88-89	SKIT95A		
TRX250 Fourtrax	85-87	SKIT6		
TRX250 Recon	97-20	SKIT6		SK2001A
TRX250X	87-92	SKIT51A		
TRX250EX/X	01-20	SKIT6		SK2001A
TRX300EX/X	93-08	SKIT51A		
TRX300/FW Fourtrax	88-00	SKIT6		SK2001A
ATC350X	85-86	SKIT80		
TRX350 Rancher	00-06	SKIT6		SK2001A
TRX400EX/X	99-14	SKIT53	SK1048A	
TRX400 Rancher	04-07	SKIT6		SK2001A
TRX400 Foreman	95-01	SKIT6		SK2001A
TRX400 Foreman	02-03	SKIT6		
TRX420 Rancher SRA	07-13	SKIT03		

Swingarm bearings continue on the next page.



HONDA

MODEL	YEAR	SWING ARM BEARING KIT	LINKAGE BEARING KIT	SWING ARM BOLT KIT
TRX420 Rancher SRA	14-20	SKIT04		
TRX450R/ER	04-14	SKIT20A	SK1121A	
TRX450 Foreman	98-01	SKIT6		SK2001A
TRX450 Foreman	02-04	SKIT6		
TRX500 Rubicon	01-06	SKIT6		
TRX500 Rubicon	07-14	SKIT6		SK2001A
TRX500 Foreman	05-06	SKIT6		
TRX500 Foreman	07-11	SKIT6		SK2001A
TRX500 Foreman	12-13	SKIT03		
TRX500 Foreman	14-19	SKIT04		
TRX520 Foreman	20-21	SKIT04		

KAWASAKI

MODEL	YEAR	SWING ARM BEARING KIT	LINKAGE BEARING KIT	SWING ARM BOLT KIT
KFX250 Mojave	87-04	SKIT88		
KXF250 Tecate	87-88	SKIT88	SK1107A	
KXT250 Tecate	84-85	SKIT88		
KXT250 Tecate	86-87	SKIT79		
KEF300 Lakota	95-03	SKIT88		
KVF300 Brute Force	12-20	SKIT14A		
KVF300 Prairie	99-02	SKIT9		
KVF360 Prairie	03-13	SKIT9		
KFX400	03-06	SKIT23	SK1093A	
KVF400 Prairie	97-02	SKIT9		
KFX450R	08-14	SKIT92	SK1160A	
KVF650 Brute force	05-13	SKIT9		
KVF650 Prairie	02-03	SKIT9		
KFX700 V-Force	04-09	SKIT9		
KVF700 Prairie	04-06	SKIT9		

KTM

MODEL	YEAR	SWING ARM BEARING KIT	LINKAGE BEARING KIT	SWING ARM BOLT KIT
450SX	09-10	SKIT68A		
450XC	08-09	SKIT68A		
505SX	09-10	SKIT68A		
525XC	08-09	SKIT68A		

POLARIS

MODEL	YEAR	SWING ARM BEARING KIT	LINKAGE BEARING KIT	SWING ARM BOLT KIT
200 Phoenix	05-20	SKIT6		
200 Sawtooth	06-07	SKIT6		
450 Outlaw	08-10	SKIT97A		
500 Predator	03-07	SKIT34A		
525 Outlaw S	08-10	SKIT97A		

SUZUKI

MODEL	YEAR	SWING ARM BEARING KIT	LINKAGE BEARING KIT	SWING ARM BOLT KIT
LT230E	87-93	SKIT1		
LT230S	85-90	SKIT1		
LT250R	85-86	SKIT2	SK1102A	
LT250R	87-90	SKIT2	SK1050A	
LT250R	91-92	SKIT2	SK1063A	
LT250S	89-90	SKIT1		
LTZ250	04-09	SKIT22		
LT300E	87-89	SKIT35		
LTZ400	03-08	SKIT23	SK1093A	
LTZ400	09-14	SKIT23	SK1174A	
LTR450	06-11	SKIT24	SK1150A	
LT500R	87-90	SKIT2		
LTA500F Vinson	02-07	SKIT26		
LTF500F Vinson	03-07	SKIT26		
LTV700F Twin Peaks	04-06	SKIT9		

Swingarm bearings continue on the next page.

INDEX

WIDE OPEN PARTS

TIRES & WHEELS

BRAKES

AIR, OIL & FUEL

BATTERY & ELECTRICAL

ENGINE

BEARINGS

BUSHINGS

DRIVELINE

AXLES

BELTS

CONTROLS

TOOLS & CHEMICALS

EXHAUST

ACCESSORIES



YAMAHA

MODEL	YEAR	SWING ARM BEARING KIT	LINKAGE BEARING KIT	SWING ARM BOLT KIT
YFA125 Breeze	89-04	SKIT30		
YFM125 Grizzly	04-13	SKIT30		
YFM125 Raptor	11-13	SKIT87		
YFM200 Moto-4	86-89	SKIT3		
YFS200 Blaster	88-06	SKIT5		
YFM225 Moto-4	86-88	SKIT3		
YTM225 Tri-Moto	83-86	SKIT3		
YFB250/FW Timberwolf	92-00	SKIT3		
YFM 250 Raptor	08-13	SKIT87		
YFM250 Beartracker	99-04	SKIT6A		
YFM250 Big Bear	07-09	SKIT6A		
YFM250 Moto-4	89-91	SKIT3		
YFM250B Bruin	05-06	SKIT6A		
YTZ250 Tri Moto	1985	SKIT89		
YTZ250 Tri Moto	1986	SKIT53		
YFM350 Raptor	04-13	SKIT31	SK1141A	
YFM350 Warrior	87-04	SKIT4	SK1102A	
YFM350ER Moto-4	87-95	SKIT3		
YFM350FW Big Bear	87-99	SKIT3		
YFM350FX Wolverine	95-05	SKIT3		
YFZ350 Banshee	87-06	SKIT4	SK1102A	
YFM400 Big Bear	00-06	SKIT6A		
YFM400 Kodiak	93-99	SKIT3		
YFZ450	04-05	SKIT12	SK1116A	
YFZ450	06-13	SKIT12	SK1139A	
YFZ450R	09-20	SKIT32	SK1175A	
YFZ450X	10-11	SKIT32	SK1175A	
YFM600 Grizzly	98-01	SKIT3		
YFM660R Raptor	01-05	SKIT97	SK1096A	
YFM700R Raptor	06-14	SKIT33	SK1141A	
YFM700R Raptor	15-20	SKIT33	SK1184A	

Rear Ring & Pinion Sets



HONDA

MODEL	YEAR	PART #
TRX300 Fourtrax	88-00	RP300W
TRX400 Foreman	95-01	RP400
TRX400 Foreman	02-03	RP401
TRX400 Foreman (Ring Gear Only)	ALL	RG400W
TRX420 Rancher	07-13	RP420
TRX450 Foreman	95-01	RP400
TRX450 Foreman	02-04	RP401
TRX450 Foreman (Ring Gear Only)	98-04	RG400W
TRX500 Foreman (Ring Gear Only)	05-11	RG400W
TRX500 Rubicon	01-04	RP401
TRX500 Rubicon (Ring Gear Only)	01-14	RG400W

Front Knuckles



HONDA			
MODEL	YEAR	LOCATION	PART #
TRX300FW Fourtrax	88-00	LEFT	KN300L
		RIGHT	KN300R
TRX350 Rancher	00-06	LEFT	KN350L
		RIGHT	KN350R
TRX400 Foreman	95-03	LEFT	KN400L
		RIGHT	KN400R
TRX420 Rancher SRA Manual	07-13	LEFT	KN420L
		RIGHT	KN420R
TRX420 Rancher IRS Auto	09-14	LEFT	KN420L
		RIGHT	KN420R
TRX420 Rancher SRA Auto/Manual	14-21	LEFT	KN421L
		RIGHT	KN421R
TRX420 Rancher IRS Auto	15-21	LEFT	KN421L
		RIGHT	KN421R
TRX450 Foreman	98-04	LEFT	KN450L
		RIGHT	KN450R
TRX500 Foreman	05-11	LEFT	KN500L
		RIGHT	KN500R
TRX500 Foreman	12-13	LEFT	KN502L
		RIGHT	KN502R
TRX500 Foreman	14-19	LEFT	KN421L
		RIGHT	KN421R
TRX500 Rubicon	01-04	LEFT	KN501L
		RIGHT	KN501R
TRX500 Rubicon	05-14	LEFT	KN500L
		RIGHT	KN500R
TRX500 Rubicon	15-19	LEFT	KN421L
		RIGHT	KN421R
TRX520 Foreman	20-21	LEFT	KN421L
		RIGHT	KN421R
TRX520 Rubicon	20-21	LEFT	KN421L
		RIGHT	KN421R
TRX650 Rincon	03-05	LEFT	KN650L
		RIGHT	KN650R
TRX680 Rincon	06-21	LEFT	KN500L
		RIGHT	KN500R

YAMAHA			
MODEL	YEAR	LOCATION	PART #
YXR450/660/700 Rhino	04-13	LEFT	KN660L
		RIGHT	KN660R

Bearing Carriers



HONDA		
MODEL	YEAR	PART #
TRX250X	87-92	BC1216
TRX300EX/X	93-09	BC1216
TRX400EX/X	99-14	BC1452
TRX450R	04-14	BC1217

YAMAHA		
MODEL	YEAR	PART #
YFM660 Raptor	01-05	BC1551

Rear Differentials



RD300W

HONDA		
MODEL	YEAR	PART #
TRX300/FW Fourtrax	88-00	RD300W
TRX300/FW Fourtrax	88-00	DH300*
TRX300/FW Fourtrax	88-00	DH300KIT**
TRX350/400 Rancher	00-07	RD351
TRX400 Foreman	95-03	RD400
TRX420 Rancher SRA	07-13	RD420W
TRX420 Rancher SRA	14-16	RD422
TRX420 Rancher SRA	17-19	RD502
TRX450 Foreman	98-04	RD400
TRX500 Rubicon	01-04	RD500
TRX500 Foreman	05-11	RD501
TRX500 Foreman	14-16	RD422
TRX500 Foreman	17-19	RD502
TRX500 Rubicon	05-14	RD501
TRX650 Rincon	03-05	RD650
TRX680 Rincon	06-21	RD650

KEY

* Differential Housing Only (Large side)

** Differential Housing Set Only (Includes Large & Small side)

INDEX

WIDE OPEN PARTS

TIRES & WHEELS

BRAKES

AIR, OIL & FUEL

BATTERY & ELECTRICAL

ENGINE

BEARINGS

BUSHINGS

DRIVELINE

AXLES

BELTS

CONTROLS

TOOLS & CHEMICALS

EXHAUST

ACCESSORIES

BEARINGS & SEALS

» Bearing & Seal Kits by Wide Open

J&M ATV Supply started over 30 years ago with one bearing — the RB002.

Since then, we have worked tirelessly to bring you the most accurate and simple bearing selection. In addition to individual bearings and seals, we have hundreds of bearing and seal kits highlighted for you in vehicle specific schematics

Refer to the charts and schematics on the following pages for your make and model. Wheel bearings are listed first for each model application with differential kits listed below. Page references for vehicle specific schematics are also listed in the charts.



RIDE WIDE OPEN.

MEMPHIS, TN » TOLL FREE 1-800-367-9603 » WWW.JMATV.COM

ARCTIC CAT ATV		WHEEL BEARING & SEAL KIT			DIFFERENTIAL BEARING & SEAL KIT		DIFFERENTIAL SEAL KIT ONLY	
MODEL	YEAR	FRONT	REAR	[QTY REQ]	FRONT	REAR	FRONT	REAR
50 Y-6 Youth	04-06	BK404	BK405	1				
50 DVX	06-08	BK404	BK405	1				
90 DVX	06-18	BK404	BK405	1				
90 Y-12 Youth	02-06	BK404	BK405	1				
90 Utility	06-13	BK404	BK405	1				
90 Utility	14-16	BK404	BK405	1				
90 Alterra	17-20	BK404	BK405	1				
150 Utility	09-19	BK210	BK512	1				
250 2x4	99-05	BK135	BK135	2				
250 2x4	06-09	BK203	BK1709A	2				
250 4x4	01-02	BK135	BK135	2	BK56		SK2022	
250 4x4	2003	BK135	BK135	2	BK47			
250 4x4	2004	BK135	BK135	2	BK69		SK2050	
250 4x4	2005	RB055	RB055	2	BK69		SK2050	
250 DVX	06-08	BK203	BK393	1				
300 2x4	98-04	BK135	BK135	2				
300 2x4	10-16	BK203	BK1709A	2				
300 4x4	98-01	BK135	BK135	2	BK56		SK2022	
300 4x4	02-03	BK135	BK135	2	BK47			
300 4x4	2004	BK135	BK135	2	BK2050		SK2050	
300 4x4	2005	RB055	RB055	2	BK69		SK2050	
300 Alterra	17-20	BK203	BK1709A	2				
300 DVX	09-15	BK203	BK393	1				
350 Utility 4x4	2011	RB055	RB055	2				
350 CR	2012	RB055	RB055	2				
366 FIS w/AT	08-11	RB055	RB055	2	BK2050	BK2050	SK2050	SK2050
375 2x4 w/AT	2002	BK135	BK76	1		BK68		
375 4x4 w/AT	2002	BK135	BK76	1	BK47	BK68		
400 2x4	98-00	BK135	BK63	1		BK46		
400 2x4	2001	BK135	BK76	1		BK46		
400 4x4	98-00	BK135	BK63	1	BK56	BK46	SK2022	
400 4x4	14-15	RB055	RB055	2				
400 4x4 w/AT	2003	BK135	BK76	1	BK47	BK68		
400 4x4 w/AT	2004	BK135	BK76	1	BK69	BK68	SK2050	
400 4x4 w/MT	2001	BK135	BK76	1	BK56	BK46	SK2022	
400 4x4 w/MT	02-03	BK135	BK76	1	BK47	BK68		
400 4x4 w/MT	2004	BK135	BK76	1	BK69	BK68	SK2050	
400 DVX	04-08	BK238	BK122	1				
400 FIS 2x4 w/AT	2003	BK135	BK135	2		BK68		
400 FIS 2x4 w/AT	2004	BK135	BK135	2		BK2050		SK2050
400 FIS 2x4 w/MT	2003	BK135	BK135	2		BK47		
400 FIS 2x4 w/MT	2004	BK135	BK135	2		BK2050		SK2050
400 FIS 4x4 TRV	06-14	RB055	RB055	2	BK73	BK2050	SK2051	SK2050
400 FIS 4x4 w/AT	2003	BK135	BK135	2	BK47	BK47		
400 FIS 4x4 w/AT	2004	BK135	BK135	2	BK69	BK2050	SK2050	SK2050
400 FIS 4x4 w/AT	05-08	RB055	RB055	2	BK73	BK2050	SK2051	SK2050
400 FIS 4x4 w/AT	13-14	RB055	RB055	2				
400 FIS 4x4 w/MT	02-03	BK135	BK135	2	BK47	BK47		
400 FIS 4x4 w/MT	2004	BK135	BK135	2	BK69	BK2050	SK2050	
400 FIS 4x4 w/MT	05-08	RB055	RB055	2	BK73	BK2050	SK2051	SK2050
400 TBX 4x4	2004	BK135	BK135	2	BK69	BK2050	SK2050	SK2050
400 TBX 4x4	05-06	RB055	RB055	2	BK2050	BK2050	SK2050	SK2050
400 VP 4x4	05-06	RB055	RB055	2	BK2050	BK68	SK2050	
400 Alterra	16-17	RB055	RB055	2				
425 4x4	11-12	RB055	RB055	2			SK2051	SK2050
450 H1	10-11	RB055	RB055	2	BK73	BK2050	SK2051	SK2050

Bearings and seals continue on the next page.

INDEX

WIDE OPEN PARTS

TIRES & WHEELS

BRAKES

AIR, OIL & FUEL

BATTERY & ELECTRICAL

ENGINE

BEARINGS

BUSHINGS

DRIVELINE

AXLES

BELTS

CONTROLS

TOOLS & CHEMICALS

EXHAUST

ACCESSORIES



	ARCTIC CAT ATV		WHEEL BEARING & SEAL KIT			DIFFERENTIAL BEARING & SEAL KIT		DIFFERENTIAL SEAL KIT ONLY	
	MODEL	YEAR	FRONT	REAR	[QTY REQ]	FRONT	REAR	FRONT	REAR
	450i EFI	2012	RB055	RB055	2	BK73	BK2050	SK2051	SK2050
	450i TRV EFI	2012	RB055	RB055	2	BK73	BK2050	SK2051	SK2050
	450i TRV GT EFI	2012	RB055	RB055	2	BK73	BK2050	SK2051	SK2050
	450XC 4x4	11-16	RB055	RB055	2				
	450 4x4	14-15	RB055	RB055	2				
INDEX	450 Alterra	16-17	RB055	RB055	2				
	454 2x4	97-98	BK135	BK63	1		BK46		
WIDE OPEN PARTS	454 4x4	96-98	BK135	BK63	1	BK56	BK46	SK2022	
	500 4x4	98-99	BK135	BK63	1	BK56	BK46	SK2022	
TIRES & WHEELS	500 4x4 w/AT	00-01	BK135	BK76	1	BK56	BK46	SK2022	
	500 4x4 w/AT	2002	BK135	BK76	1	BK47	BK68		
	500 4x4 w/MT	00-01	BK135	BK76	1	BK56	BK46	SK2022	
BRAKES	500 EFI 4x4 A/T	13-14	RB055	RB055	2		BK2050	SK2051	SK2050
	500 EFI 4x4 A/T	15-17	RB055	RB055	2	BK2118A	BK2139A	SK2118A	SK2139A
AIR, OIL & FUEL	500 FIS 4x4 w/AT	02-03	BK135	BK135	2	BK47	BK47		
	500 FIS 4x4 w/AT	2004	BK135	BK135	2	BK69	BK2050	SK2050	SK2050
	500 FIS 4x4 w/AT	05-09	RB055	RB055	2	BK73	BK2050	SK2051	SK2050
BATTERY & ELECTRICAL	500 FIS 4x4 w/MT	02-03	BK135	BK135	2	BK47	BK47		
	500 FIS 4x4 w/MT	2004	BK135	BK135	2	BK69	BK2050	SK2050	SK2050
ENGINE	500 FIS 4x4 w/MT	05-09	RB055	RB055	2	BK73	BK2050	SK2051	SK2050
	500 FIS TBX 4x4	2002	BK135	BK76	1	BK47	BK68		
	500 FIS TBX 4x4	2003	BK135	BK135	2	BK47	BK47		
BEARINGS	500 FIS TBX 4x4	2004	BK135	BK135	2	BK69	BK2050	SK2050	SK2050
	500 FIS TBX 4x4	05-06	RB055	RB055	2	BK73	BK2050	SK2051	SK2050
BUSHINGS	500 FIS TRV 4x4	2003	BK135	BK135	2	BK47	BK47		
	500 FIS TRV 4x4	2004	BK135	BK135	2	BK69	BK2050	SK2050	SK2050
	500 FIS TRV 4x4	05-08	RB055	RB055	2	BK73	BK2050	SK2051	SK2050
DRIVELINE	500 TRV	13-14	RB055	RB055	2		BK2050	SK2051	SK2050
	500 TRV	2015	RB055	RB055	2	BK2118A	BK2139A	SK2118A	SK2139A
AXLES	500 XR	2015	RB055	RB055	2	BK2118A	BK2139A	SK2118A	SK2139A
	500 XT EFI	13-14	RB055	RB055	2	BK73	BK2050	SK2051	SK2050
BELTS	500 Alterra	17-18	RB055	RB055	2				
	500 Alterra XT	2016	RB055	RB055	2	BK2118A	BK2139A	SK2118A	SK2139A
	500 Alterra TRV	2017	RB055	RB055	2	BK2118A	BK2139A	SK2118A	SK2139A
CONTROLS	550 EFI 4X4	12-13	RB055	RB055	2	BK73	BK2050	SK2051	SK2050
	550 EFI 4X4	2014	RB055	RB055	2	BK2118A	BK2050	SK2118A	SK2050
TOOLS & CHEMICALS	550 GT EFI 4X4	2012	RB055	RB055	2	BK73	BK2050	SK2051	SK2050
	550 H1 FIS 4X4	09-11	RB055	RB055	2	BK73	BK2050	SK2051	SK2050
	550 TRV 4x4 w/AT	09-13	RB055	RB055	2	BK73	BK2050	SK2051	SK2050
EXHAUST	550 TRV XT/LTD	14-15	RB055	RB055	2	BK73	BK2139A	SK2051	SK2139A
	550 XT/LTD EFI 4X4	12-14	RB055	RB055	2	BK73	BK2050	SK2051	SK2050
ACCESSORIES	550 XT EFI 4X4	2015	RB055	RB055	2	BK2118A	BK2139A	SK2118A	SK2139A
	550 Alterra	2016	RB055	RB055	2	BK2118A	BK2139A	SK2118A	SK2139A
	570 Alterra	17-18	RB055	RB055	2				
	570 Alterra	19-20	RB055	RB055	2	BK2139A	BK21395A	BK2139A	SK2139A
	650 4x4 H1	05-11	RB055	RB055	2	BK73	BK2050	SK2051	SK2050
	650 4x4 H1 Mud Pro	10-11	RB055	RB055	2	BK73	BK2050	SK2051	SK2050
	650 4x4 w/AT V2	2004	BK135	RB055	2	BK73	BK2050	SK2051	SK2050
	650 4x4 w/AT V2	05-06	RB055	RB055	2	BK73	BK2050	SK2051	SK2050
	650i 4x4	2012	RB055	RB055	2	BK73	BK2050	SK2051	SK2050
	700 AT	2006	RB055	RB055	2	BK73	BK2050	SK2051	SK2050
	700 Diesel	07-14	RB055	RB055	2	BK73	BK2050	SK2051	SK2050

KEY

- 1 Two (2) kits are required to complete front wheel bearing and seal kit.
- 2 One (1) kit is required to complete swing arm bearing and seal kit.

! PLEASE NOTE THE NUMBER OF KITS REQUIRED FOR REAR WHEEL BEARING & SEAL KITS

Bearings and seals continue on the next page.





ARCTIC CAT ATV		WHEEL BEARING & SEAL KIT			DIFFERENTIAL BEARING & SEAL KIT		DIFFERENTIAL SEAL KIT ONLY	
MODEL	YEAR	FRONT	REAR	[QTY REQ]	FRONT	REAR	FRONT	REAR
700 Diesel	2015	RB055	RB055	2	BK2118A	BK2139A	SK2118A	SK2139A
700 EFI 4x4	06-14	RB055	RB055	2	BK73	BK2050	SK2051	SK2050
700 EFI H1 MudPro	09-11	RB055	RB055	2	BK73	BK2050	SK2051	SK2050
700 EFI H1 w/AT	08-11	RB055	RB055	2	BK73	BK2050	SK2051	SK2050
700 GT EFI	2012	RB055	RB055	2	BK73	BK2050	SK2051	SK2050
700 TRV	08 - 14	RB055	RB055	2	BK73	BK2050	SK2051	SK2050
700 TRV	2015	RB055	RB055	2	BK73	BK2139A	SK2051	SK2139A
700 TBX	10-14	RB055	RB055	2	BK73	BK2050	SK2051	SK2050
700 TBX	2015	RB055	RB055	2	BK73	BK2139A	SK2051	SK2139A
700 TBX	16-17	RB055	RB055	2	BK2118A	BK2139A	SK2118A	SK2139A
700 LTD EFI	2013	RB055	RB055	2	BK73	BK2050	SK2051	SK2050
700 XT	13-14	RB055	RB055	2	BK73	BK272	SK2051	SK2072
700 XT	15-16	RB055	RB055	2				
700i EFI MudPro	12-13	RB055	RB055	2	BK73	BK2050	SK2051	SK2050
700i EFI MudPro	14-15	RB055	RB055	2	BK73	BK272	SK2051	SK2072
700i EFI MudPro	16-17	RB055	RB055	2	BK2118A	BK272	SK2118A	SK2072
700i TRV GT EFI	11-12	RB055	RB055	2	BK73	BK2050	SK2051	SK2050
700 Alterra	16-18	RB055	RB055	2	BK2118A	BK2139A	SK2118A	SK2139A
700 Alterra	19-20	RB055	RB055	2	BK2139A	BK2139A	SK2139A	SK2139A
1000 H2 Thundercat	08-11	RB055	RB055	2	BK73	BK272	SK2051	SK2072
1000 H2 MudPro	10-11	RB055	RB055	2	BK73	BK272	SK2051	SK2072
1000i LTD EFI MudPro	12-14	RB055	RB055	2	BK73	BK272	SK2051	SK2072
1000i LTD EFI MudPro	15-17	RB055	RB055	2	BK2118A	BK272	SK2118A	SK2072
1000 Cruiser	09-12	RB055	RB055	2	BK73	BK272	SK2051	SK2072
1000 TRV GT	2012	RB055	RB055	2	BK73	BK272	SK2051	SK2072
1000i GT	2012	RB055	RB055	2	BK73	BK272	SK2051	SK2072
1000 TRV LTD	13-14	RB055	RB055	2	BK73	BK272	SK2051	SK2072
1000 TRV LTD	2015	RB055	RB055	2	BK2118A	BK272	SK2118A	SK2072
1000 XT	12-14	RB055	RB055	2	BK73	BK272	SK2051	SK2072
1000 XT	15-17	RB055	RB055	2	BK2118A	BK272	SK2118A	SK2072
1000 Alterra TRV	2017	RB055	RB055	2	BK2118A	BK272	SK2118A	SK2072

ARCTIC CAT UTV		WHEEL BEARING & SEAL KIT			DIFFERENTIAL BEARING & SEAL KIT		DIFFERENTIAL SEAL KIT ONLY	
MODEL	YEAR	FRONT	REAR	[QTY REQ]	FRONT	REAR	FRONT	REAR
500 Prowler	14-20	RB055	RB055	2				
550 Prowler	09-13	RB055	RB055	2	BK73	BK2050	SK2050	SK2050
550 Prowler	14-15	RB055	RB055	2				
650 Prowler XT	06-09	RB055	RB055	2	BK73	BK2050	SK2050	SK2050
650 Prowler	07-08	RB055	RB055	2	BK2050	BK2050	SK2050	SK2050
700 Prowler XTX	08-14	RB055	RB055	2	BK73	BK2050	SK2050	SK2050
700 Prowler HDX	12-14	RB055	RB055	2	BK73	BK2050	SK2050	SK2050
700 Prowler HDX XT	15-17	RB055	RB055	2	BK2118A		SK2118A	
700 Prowler XT	2009	RB055	RB055	2	BK73	BK2050	SK2050	SK2050
700 Prowler XT	15-17	RB055	RB055	2	BK2118A		SK2118A	
700 Wildcat Sport	15-19	RB055	RB055	2	BK2118A		SK2118A	
700 Wildcat Trail	14-20	RB055	RB055	2	BK2118A		SK2118A	
800 Prowler Pro	19-20	RB096	RB096	2	BK2139A		SK2139A	
800 Prowler Pro Crew	19-20	RB096	RB096	2	BK2139A		SK2139A	
950 Wildcat X	2018	RB055	RB055	2	BK2118A		SK2118A	
950 Wildcat X	2019	RB055	RB096	2	BK2118A		SK2118A	
950 Wildcat 4X	2018	RB055	RB055	2	BK2118A		SK2118A	
1000 Prowler XTZ	09-14	RB055	RB055	2	BK73	BK272	SK2050	SK2072
1000 Prowler XT	15-17	RB055	RB055	2	BK2118A		SK2118A	
1000 Wildcat	13-15	RB055	RB055	2	BK2118A	BK2101	SK2118A	
1000 Wildcat 4	13-14	RB055	RB055	2	BK2118A	BK2101	SK2118A	

Bearings and seals continue on the next page.

INDEX

WIDE OPEN PARTS

TIRES & WHEELS

BRAKES

AIR, OIL & FUEL

BATTERY & ELECTRICAL

ENGINE

BEARINGS

BUSHINGS

DRIVELINE

AXLES

BELTS

CONTROLS

TOOLS & CHEMICALS

EXHAUST

ACCESSORIES



ARCTIC CAT UTV		WHEEL BEARING & SEAL KIT			DIFFERENTIAL BEARING & SEAL KIT		DIFFERENTIAL SEAL KIT ONLY	
MODEL	YEAR	FRONT	REAR	[QTY REQ]	FRONT	REAR	FRONT	REAR
1000 Wildcat 4X	14-16	RB055	RB055	2	BK2118A	BK2101	SK2118A	
1000 Wildcat X	13-15	RB055	RB055	2	BK2118A	BK2101	SK2118A	
1000 Wildcat X	2016	RB055	RB055	2	BK2118A		SK2118A	
1000 Wildcat X	2018	RB055	RB073	2				
1000 Wildcat XX	18-21	TBA	TBA	2				

CAN-AM ATV		WHEEL BEARING & SEAL KIT			DIFFERENTIAL BEARING & SEAL KIT		DIFFERENTIAL SEAL KIT ONLY	
MODEL	YEAR	FRONT	REAR	[QTY REQ]	FRONT	REAR	FRONT	REAR
DS50	02-06	BK404	BK405	1				
Quest 50	2003	BK404	BK405	1				
DS70	08-14	BK404	BK405	1				
DS90 2 STROKE	02-06	BK404	BK405	1				
DS90 4 STROKE	02-20	BK404	BK405	1				
DS90X 4 STROKE	09-20	BK404	BK405	1				
90 Quest 4 STROKE	2003	BK404	BK405	1				
175 Rally	03-07	BK406	BK384	1				
DS250	06-20	BK506	BK1698A	1				
330 Outlander	04-05	BK400	RB057	2	BK408	BK408	SK2069	SK2069
400 Outlander	03-05	BK400	RB057	2	BK408	BK408	SK2069	SK2069
400 Outlander (See Pg. 465)	06-10	RB099	RB099	2	BK408	BK409	SK2069	SK2068
400 Outlander	11-15	RB099	RB099	2	BK408	BK286	SK2069	SK2086
450 Outlander	15-20	RB099	RB099	2	BK408	BK516	SK2069	SK2106
DS450	10-15	RB099						
500 Outlander (See Pg. 465)	07-10	RB099	RB099	2	BK408	BK409	SK2069	SK2068
500 Outlander	11-14	RB099	RB099	2	BK408	BK286	SK2069	SK2086
500 Outlander	2015	RB099	RB099	2	BK408	BK516	SK2069	SK2106
500 Renegade (See Pg. 465)	08-10	RB099	RB099	2	BK408	BK409	SK2069	SK2068
500 Renegade	11-14	RB099	RB099	2	BK408	BK286	SK2069	SK2086
500 Renegade	2015	RB099	RB099	2	BK408	BK516	SK2069	SK2106
500 Traxter	99-01	BK403	BK402	2			SK2069	
500 Traxter	02-04	BK403	BK402	2			SK2069	
500 Traxter	2005	BK519	BK402	2	BK408		SK2069	
500 Quest	02-04	RB099	BK402	2				
570 Outlander	16-20	RB099	RB099	2	BK408	BK516	SK2069	SK2106
570 Outlander XMR	16-20	RB099	RB099	2	BK408	BK516	SK2069	SK2106
570 Renegade	16-18	RB099	RB099	2	BK408	BK516	SK2069	SK2106
570 Renegade	19-20	RB099	RB099	2	BK408		SK2069	
570 Renegade XMR	2017	RB099	RB099	2	BK408	BK516	SK2069	SK2106
570 Renegade XMR	18-20	RB099	RB099	2	BK408		SK2069	
DS650	00-07	BK406	BK407	1				
650 Quest	02-04	BK519	BK402	2	BK408		SK2069	
650 Traxter	04-05	BK519	BK402	2	BK408		SK2069	
650 Outlander	06-10	RB099	RB099	2	BK408	BK409	SK2069	SK2068
650 Outlander	11-14	RB099	RB099	2	BK408	BK286	SK2069	SK2086
650 Outlander	15-18	RB099	RB099	2	BK408	BK516	SK2069	SK2106
650 Outlander	19-20	RB099	RB099	2	BK408		SK2069	SK2106
650 Outlander XMR	13-14	RB099	RB099	2	BK408	BK286	SK2069	SK2086
650 Outlander XMR	15-18	RB099	RB099	2	BK408	BK516	SK2069	SK2106
650 Outlander XMR	19-20	RB099	RB099	2	BK408		SK2069	
650 Renegade	18-20	RB099	RB099	2	BK408		SK2069	
800 Outlander (See Pg. 465)	06-10	RB099	RB099	2	BK408	BK409	SK2069	SK2068

- KEY**
- 1 Two (2) kits are required to complete front wheel bearing and seal kit.
 - 2 One (1) kit is required to complete swing arm bearing and seal kit.
- ! PLEASE NOTE THE NUMBER OF KITS REQUIRED FOR REAR WHEEL BEARING & SEAL KITS

Bearings and seals continue on the next page.

CAN-AM ATV		WHEEL BEARING & SEAL KIT			DIFFERENTIAL BEARING & SEAL KIT		DIFFERENTIAL SEAL KIT ONLY	
MODEL	YEAR	FRONT	REAR	[QTY REQ]	FRONT	REAR	FRONT	REAR
800 Outlander	11-14	RB099	RB099	2	BK408	BK286	SK2069	SK2086
800 Outlander	2015	RB099	RB099	2	BK408	BK516	SK2069	SK2106
800 Outlander XMR	11-12	RB099	RB099	2	BK408	BK286	SK2069	SK2086
800 Outlander XMR	2015	RB099	RB099	2	BK408		SK2069	
800 Renegade (See Pg. 465)	07-10	RB099	RB099	2	BK408	BK409	SK2069	SK2068
800 Renegade	11-14	RB099	RB099	2	BK408	BK286	SK2069	SK2086
800 Renegade	2015	RB099	RB099	2	BK408	BK516	SK2069	SK2106
850 Outlander	16-18	RB099	RB099	2	BK408	BK516	SK2069	SK2106
850 Outlander	19-20	RB099	RB099	2	BK408		SK2069	
850 Outlander XMR	16-20	RB099	RB099	2	BK408		SK2069	
850 Renegade	2016	RB099	RB099	2	BK408	BK516	SK2069	SK2106
850 Renegade	17-20	RB099	RB099	2	BK408		SK2069	
1000 Outlander	13-14	RB099	RB099	2	BK408	BK286	SK2069	SK2086
1000 Outlander	15-18	RB099	RB099	2	BK408	BK516	SK2069	SK2106
1000 Outlander	19-20	RB099	RB099	2	BK408		SK2069	
1000 Outlander XMR	13-20	RB099	RB099	2	BK408		SK2069	
1000 Renegade	12-14	RB099	RB099	2	BK408	BK286	SK2069	SK2086
1000 Renegade	15-18	RB099	RB099	2	BK408	BK516	SK2069	SK2106
1000 Renegade	19-20	RB099	RB099	2	BK408		SK2069	
1000 Renegade XMR	16-20	RB099	RB099	2	BK408		SK2069	

CAN-AM UTV		WHEEL BEARING & SEAL KIT			DIFFERENTIAL BEARING & SEAL KIT		DIFFERENTIAL SEAL KIT ONLY	
MODEL	YEAR	FRONT	REAR	[QTY REQ]	FRONT	REAR	FRONT	REAR
500 Defender	17-18	RB099	RB099	2	BK516	BK516	SK2106	SK2106
500 Defender	19-20	RB099	RB099	2	BK2117A	BK516	SK2117A	SK2106
800 Commander STD	11-15	RB099	RB099	2	BK408	BK286	SK2069	SK2086
800 Commander STD	16-19	RB099	RB099	2	BK408	BK517	SK2069	SK2107
800 Commander STD	2020	RB099	RB099	2	BK408	BK2140A	SK2069	SK2140A
800 Commander XT	11-13	RB099	RB099	2	BK408	BK286	SK2069	SK2086
800 Commander XT	14-19	RB099	RB099	2	BK408	BK517	SK2069	SK2107
800 Commander XT	2020	RB099	RB099	2	BK408	BK2140A	SK2069	SK2140A
800 Commander MAX	16-19	RB099	RB099	2	BK408	BK517	SK2069	SK2107
800 Commander MAX	2020	RB099	RB099	2	BK408	BK2140A	SK2069	SK2140A
800 Defender	2016	RB099	RB099	2	BK2119A		SK2119A	
800 Defender	17-20	RB099	RB099	2	BK2117A		SK2117A	
800 Defender MAX	17-20	RB099	RB099	2	BK2117A		SK2117A	
800 Maverick Trail	18-20	RB099	RB099	2	BK2117A		SK2117A	
900 Maverick X3	2017	RB124	RB124	2	BK2117A		SK2117A	
900 Maverick X3 HO	2018	RB124	RB124	2	BK2121A		SK2121A	
900 Maverick X3 TURBO	18-20	RB124	RB124	2	BK2117A		SK2117A	
900 Maverick X3 TURBO R	18-20	RB124	RB124	2	BK2117A		SK2117A	
900 Maverick X3 XDS	2017	RB124	RB124	2	BK2117A		SK2117A	
900 Maverick X3 XDS TURBO R	2018	RB124	RB124	2	BK2117A		SK2117A	
900 Maverick X3 XDS TURBO R	2019	RB124	RB124	2	BK2121A		SK2121A	
900 Maverick X3 XDS TURBO R	2020	RB124	RB124	2	BK2121A		SK2121A	
900 Maverick X3 XDS TURBO RR	2020	RB124	RB124	2	BK2121A		SK2121A	
900 Maverick X3 XMR TURBO	18-19	RB124	RB124	2	BK2121A		SK2121A	
900 Maverick X3 XMR TURBO	2020	RB124	RB124	2	RB124		SK2121A	
900 Maverick X3 XMR TURBO R	18-19	RB124	RB124	2	BK2121A		SK2121A	

Bearings and seals continue on the next page.

INDEX

WIDE OPEN PARTS

TIRES & WHEELS

BRAKES

AIR, OIL & FUEL

BATTERY & ELECTRICAL

ENGINE

BEARINGS

BUSHINGS

DRIVELINE

AXLES

BELTS

CONTROLS

TOOLS & CHEMICALS

EXHAUST

ACCESSORIES



- INDEX
- WIDE OPEN PARTS
- TIRES & WHEELS
- BRAKES
- AIR, OIL & FUEL
- BATTERY & ELECTRICAL
- ENGINE
- BEARINGS
- BUSHINGS
- DRIVELINE
- AXLES
- BELTS
- CONTROLS
- TOOLS & CHEMICALS
- EXHAUST
- ACCESSORIES

CAN-AM UTV			WHEEL BEARING & SEAL KIT			DIFFERENTIAL BEARING & SEAL KIT		DIFFERENTIAL SEAL KIT ONLY	
MODEL	YEAR		FRONT	REAR	[QTY REQ]	FRONT	REAR	FRONT	REAR
900 Maverick X3 XMR TURBO RR	2020		RB124	RB124	2			SK2121A	
900 Maverick X3 XRC TURBO	18-19		RB124	RB124	2	BK2121A		SK2121A	
900 Maverick X3 XRC TURBO	2020		RB124	RB124	2			SK2121A	
900 Maverick X3 XRC TURBO R	18-19		RB124	RB124	2	BK2121A		SK2121A	
900 Maverick X3 XRC TURBO RR	2020		RB124	RB124	2			SK2121A	
900 Maverick X3 XRS	2017		RB124	RB124	2	BK2117A		SK2117A	
900 Maverick X3 XRS TURBO R	18-19		RB124	RB124	2	BK2121A		SK2121A	
900 Maverick X3 XRS TURBO RR	2020		RB124	RB124	2			SK2121A	
900 Maverick X3 MAX TURBO	2018		RB124	RB124	2	BK2117A		SK2117A	
900 Maverick X3 MAX TURBO	2019		RB124	RB124	2	BK2121A		SK2121A	
900 Maverick X3 MAX TURBO	2020		RB124	RB124	2	BK2117A		SK2117A	
900 Maverick X3 MAX TURBO R	18-20		RB124	RB124	2	BK2117A		SK2117A	
900 Maverick X3 MAX XDS TURBO R	18-19		RB124	RB124	2	BK2117A		SK2117A	
900 Maverick X3 MAX XDS TURBO R	2020		RB124	RB124	2			SK2121A	
900 Maverick X3 MAX XDS TURBO RR	2020		RB124	RB124	2			SK2121A	
900 Maverick X3 MAX XMR TURBO RR	2020		RB124	RB124	2			SK2121A	
900 Maverick X3 MAX XRS TURBO R	18-19		RB124	RB124	2	BK2121A		SK2121A	
900 Maverick X3 MAX XRS TURBO R	2020		RB124	RB124	2			SK2121A	
900 Maverick X3 MAX XRS TURBO RR	2020		RB124	RB124	2			SK2121A	
1000 Commander	11-13		RB099	RB099	2	BK408	BK286	SK2069	SK2086
1000 Commander	14-19		RB099	RB099	2	BK408	BK517	SK2069	SK2107
1000 Commander	2020		RB099	RB099	2	BK408	BK2140A	SK2069	SK2140A
1000 Commander MAX	14-19		RB099	RB099	2	BK408	BK517	SK2069	SK2107
1000 Commander MAX	2020		RB099	RB099	2	BK408	BK2140A	SK2069	SK2140A
1000 Defender	2016		RB099	RB099	2	BK2119A		SK2119A	
1000 Defender	17-20		RB099	RB099	2	BK2117A		SK2117A	
1000 Defender MAX	17-20		RB099	RB099	2	BK2117A		SK2117A	
1000 Defender XMR	2018		RB099	RB099	2				
1000 Defender XMR	2019		RB099	RB099	2	BK2117A		SK2117A	
1000 Defender XMR	2020		RB099	RB099	2				
1000 Maverick	13-18		RB099	RB099	2	BK408		SK2069	
1000 Maverick MAX	14-18		RB099	RB099	2	BK408		SK2069	
1000 Maverick Sport	19-20		RB099	RB099	2	BK2117A		SK2117A	
1000 Maverick Trail	18-20		RB099	RB099	2	BK2117A		SK2117A	

- KEY**
- 1 Two (2) kits are required to complete front wheel bearing and seal kit.
 - 2 One (1) kit is required to complete swing arm bearing and seal kit.
- ! PLEASE NOTE THE NUMBER OF KITS REQUIRED FOR REAR WHEEL BEARING & SEAL KITS**

Bearings and seals continue on the next page.



Bombardier/Can-Am: 400 Outlander 06-10, 500 Outlander 07-10, 500 Renegade 08-10, 650 Outlander 07-10, 800 Outlander 06-10, 800 Renegade 07-10

ORDER BY KIT

FRONT

BEARING	QTY
AB213	1
FB113	2
RB008	2
SA128	

SEAL

SEAL	QTY
FS062	2
FS220	1

KIT #BK408

FRONT WHEEL

BEARING	QTY
RB099	1

REAR

BEARING	QTY
AB213	1
RB002	2
RB067	2
SA128	1

SEAL

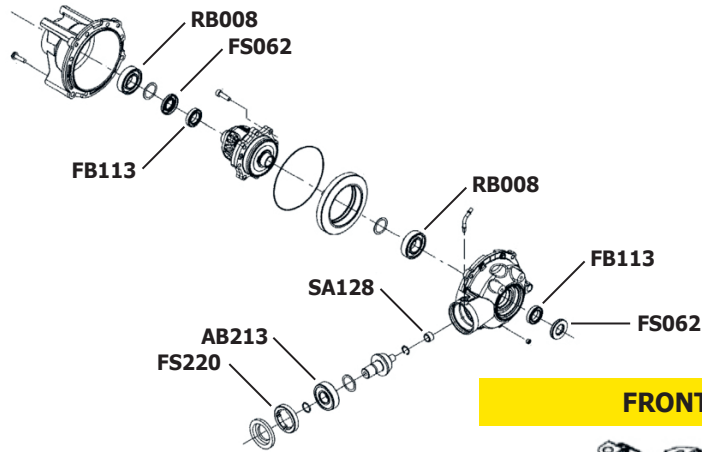
SEAL	QTY
FS136	2
FS220	1

KIT #BK409

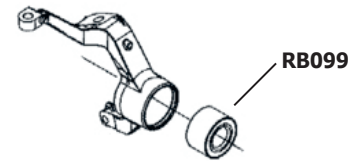
REAR WHEEL

BEARING	QTY
RB099	1

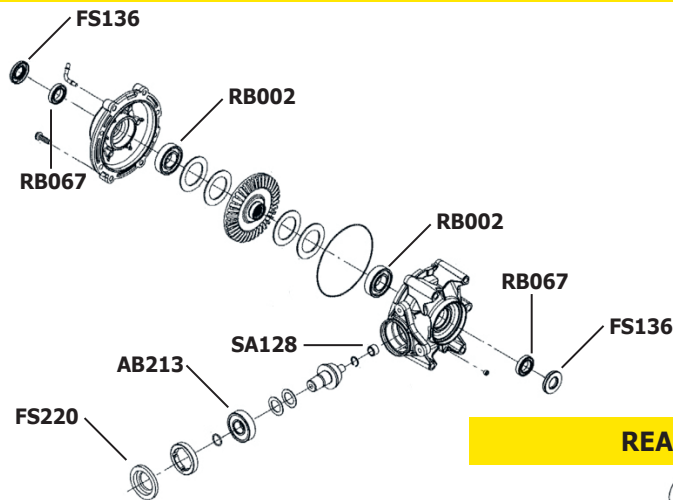
FRONT



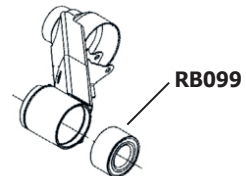
FRONT WHEEL



REAR



REAR WHEEL



INDEX

WIDE OPEN PARTS

TIRES & WHEELS

BRAKES

AIR, OIL & FUEL

BATTERY & ELECTRICAL

ENGINE

BEARINGS

BUSHINGS

DRIVELINE

AXLES

BELTS

CONTROLS

TOOLS & CHEMICALS

EXHAUST

ACCESSORIES

Bearings and seals continue on the next page.



CF MOTO ATV			WHEEL BEARING & SEAL KIT			DIFFERENTIAL BEARING & SEAL KIT		DIFFERENTIAL SEAL KIT ONLY	
MODEL	YEAR		FRONT	REAR	[QTY REQ]	FRONT	REAR	FRONT	REAR
400 C FORCE AU	16-18		RB055	RB055	2				
500 C FORCE HO	15-17		RB055	RB055	2	BK2104A	BK2045A		
500 C FORCE S	15-18		RB055	RB055	2				
500 C FORCE X5 L Carb	2014		RB055	RB055	2				
500 C FORCE X5 L EFI	2014		RB055	RB055	2				
500 C FORCE X5 S Carb	2014		RB055	RB055	2				
500 C FORCE X5 S EFI	2014		RB055	RB055	2				
500 C FORCE 2 L	11-12		RB055	RB055	2				
500 C FORCE 2 S	07-14		RB055	RB055	2				
500 C FORCE 2A L	07-14		RB055	RB055	2				
500 C FORCE X5 L Carb	11-13		RB055	RB055	2				
500 C FORCE X5 L EFI	11-13		RB055	RB055	2				
500 C FORCE X5 S Carb	11-13		RB055	RB055	2				
500 C FORCE X5 S EFI	11-12		RB055	RB055	2				
600 C FORCE X6	2013		RB055	RB055	2				
600 C FORCE X6 L	11-12		RB055	RB055	2				
600 C FORCE X6 S	11-12		RB055	RB055	2				
600 C FORCE X6 X-Lander	2012		RB055	RB055	2				
600 C FORCE X L	2014		RB055	RB055	2				
600 C FORCE X S	2014		RB055	RB055	2				
800 C FORCE	15-18		RB055	RB055	2				
800 C FORCE X8 X-Lander	12-14		RB055	RB055	2				

INDEX

WIDE OPEN PARTS

TIRES & WHEELS

BRAKES

AIR, OIL & FUEL

BATTERY & ELECTRICAL

ENGINE

BEARINGS

CF MOTO UTV			WHEEL BEARING & SEAL KIT			DIFFERENTIAL BEARING & SEAL KIT		DIFFERENTIAL SEAL KIT ONLY	
MODEL	YEAR		FRONT	REAR	[QTY REQ]	FRONT	REAR	FRONT	REAR
500 U FORCE HO	15-18		RB055	BK1783A	2				
500 U FORCE Rancher	11-13		BK149	BK1697A	2	BK2104A	BK2045A		
500 Z FORCE	2018		RB055	BK1783A	2	BK2104A			
500 Z FORCE HO	16-17		RB055	BK1783A	2	BK2104A	BK2045A		
500 Z FORCE Z5	2018		RB055	BK1783A	2	BK2104A			
600 U FORCE Rancher	11-14		BK149	BK1697A	2	BK2104A	BK2045A		
600 Z FORCE	2011		RB055	BK1783A	2	BK2104A	BK2045A		
600 Z FORCE Z6	2011		RB055	BK1783A	2	BK2104A	BK2045A		
600 Z FORCE Z6	2013		RB055	BK1783A	2	BK2104A	BK2045A		
600 Z6 Sport	12-14		RB055	BK1783A	2	BK2104A	BK2045A		
625 Z FORCE Z6 Sport	2015		RB055	BK1783A	2	BK2104A	BK2045A		
625 Z6-EX Sport	12-14		RB055	BK1783A	2	BK2104A	BK2045A		
800 U FORCE	2016		RB055	BK1783A	2	BK2104A			
800 U FORCE EX	15-18		RB055	BK1783A	2	BK2104A			
800 U FORCE Tracker	13-14		RB055	BK1783A	2	BK2104A	BK2045A		
800 Z FORCE	17-18		RB055	BK1783A	2	BK2104A			
800 Z FORCE EX	17-18		RB055	BK1783A	2	BK2104A			
800 Z FORCE Trail	2018		RB055	BK1783A	2	BK2104A			
800 Z FORCE Z8 EX	2018		RB055	BK1783A	2	BK2104A			
800 Z FORCE Z8 Trail	2018		RB055	BK1783A	2	BK2104A			
800 Z FORCE Z8	2016		RB055	BK1783A	2	BK2104A	BK2045A		
800 Z FORCE Z8 EX	2016		RB055	BK1783A	2	BK2104A	BK2045A		
800 Z FORCE Z8 EX Sport	2015		RB055	BK1783A	2	BK2104A	BK2045A		
800 Z FORCE Z8 Sport	2015		RB055	BK1783A	2	BK2104A	BK2045A		
800 Z8-EX Sport	2014		RB055	BK1783A	2	BK2104A	BK2045A		
1000 Z FORCE	2018		RB055	BK1783A	2	BK2104A			
1000 Z FORCE EX	2018		RB055	BK1783A	2	BK2104A			

BUSHINGS

DRIVELINE

AXLES

BELTS

CONTROLS

TOOLS & CHEMICALS

EXHAUST

ACCESSORIES

KEY

- 1 Two (2) kits are required to complete front wheel bearing and seal kit.
- 2 One (1) kit is required to complete swing arm bearing and seal kit.
- ! PLEASE NOTE THE NUMBER OF KITS REQUIRED FOR REAR WHEEL BEARING & SEAL KITS

Bearings and seals continue on the next page.



HONDA ATV		WHEEL BEARING & SEAL KIT			DIFFERENTIAL BEARING & SEAL KIT		DIFFERENTIAL SEAL KIT ONLY	
MODEL	YEAR	FRONT	REAR	[QTY REQ]	FRONT	REAR	FRONT	REAR
ATC70	73-77	BK202	BK105	1				
ATC70	78-85	BK202	BK303	1				
TRX70	86-87	BK211	BK303	1				
ATC90	73-78	BK210	BK109	1				
TRX90/X	93-21	BK204	BK110	1				
ATC110	79-81	BK209	BK102	1				
ATC110	82-85	BK200	BK102	1				
ATC125M	84-85	BK200	BK102	1				
ATC125M	86-87	BK200	BK104	1				
TRX125	85-86	BK204	BK102	1				
TRX125	87-88	BK204	BK104	1				
ATC185	80-83	BK200	BK102	1				
ATC200E	82-83	BK200	BK102	1				
ATC200ES (See Pg. 469)	1984	BK200	BK219	1		BK65		
ATC200M	84-85	BK200	BK102	1				
ATC200S	84-86	BK200	BK102	1				
ATC200X	83-85	BK200	BK102	1				
ATC200X	86-87	BK200	BK102	1				
TRX200 (See Pg. 469)	1984	BK207	BK219	1		BK65		
TRX200	90-91	BK202	BK108	1				
TRX200	96-97	BK202	BK108	1				
TRX200D	90-97	BK202	BK108	1				
TRX200SX	86-88	BK208	BK107	1				
ATC250R	81-82	BK200	BK102	1				
ATC250R	83-84	BK200	BK102	1				
ATC250R	85-86	BK200	BK101	1				
ATC250R	85-86	BK200	BK401 *	1				
ATC250ES Big Red (See Pg. 470)	1985	BK200	BK67	1		BK5		SK2008
ATC250ES Big Red (See Pg. 470)	86-87	BK200	BK66	1		BK5		SK2008
ATC250SX	1985	BK200	BK67	1		BK5		SK2008
ATC250SX	86-87	BK200	BK66	1		BK5		SK2008
FL250 Odyssey	77-84	BK245	BK102	1				
TRX250 Fourtrax (See Pg. 470)	85-87	BK207	BK66	1		BK5		SK2008
TRX250R	86-87	BK207	BK101	1				
TRX250R	88-89	BK203	BK101	1				
TRX250X	87-92	BK203	BK101	1				
TRX250EX/X (See Pg. 471)	01-20	BK183	BK251	1		BK7		SK2009
TRX250 Recon (See Pg. 471)	97-20	BK202	BK251	1		BK7		SK2009
TRX300 EX/X	93-09	BK203	BK101	1				
TRX300 Fourtrax 2x4	88-92	BK203	BK10	1		BK3		SK2010
TRX300 Fourtrax 2x4	93-00	BK207	BK10	1		BK3	SK2001	SK2010
TRX300FW Fourtrax 4x4 (See Pg. 472)	88-00	BK11	BK10	1	BK2	BK3		
ATC350X	85-86	BK200	BK101	1				
FL350 Odyssey	1985	BK207						
TRX350 Fourtrax (See Pg. 473)	1986	BK14	BK13	1		BK12		
TRX350 Fourtrax (See Pg. 473)	1987	BK17	BK13	1	BK15	BK12		
TRX350D Fourtrax (See Pg. 473)	87-89	BK17	BK13	1	BK15	BK12		
TRX350 Rancher 2x4	00-06	BK202	BK21	1		BK16		SK2012

KEY

* With aftermarket carrier

1 Two (2) kits are required to complete front wheel bearing and seal kit.

2 One (1) kit is required to complete swing arm bearing and seal kit.

! PLEASE NOTE THE NUMBER OF KITS REQUIRED FOR REAR WHEEL BEARING & SEAL KITS

Bearings and seals continue on the next page.



INDEX

WIDE OPEN PARTS

TIRES & WHEELS

BRAKES

AIR, OIL & FUEL

BATTERY & ELECTRICAL

ENGINE

BEARINGS

BUSHINGS

DRIVELINE

AXLES

BELTS

CONTROLS

TOOLS & CHEMICALS

EXHAUST

ACCESSORIES





	HONDA ATV		WHEEL BEARING & SEAL KIT			DIFFERENTIAL BEARING & SEAL KIT		DIFFERENTIAL SEAL KIT ONLY	
	MODEL	YEAR	FRONT	REAR	[QTY REQ]	FRONT	REAR	FRONT	REAR
	TRX350 Rancher 4x4 (See Pg. 474)	00-06	BK19	BK21	1	BK18	BK16	SK2003	SK2012
	TRX400FA Rancher AT (See Pg. 474)	04-07	BK19	BK21	1	BK256	BK16		SK2012
	TRX400EX	99-01	BK203	BK101	1				
	TRX400EX	99-01	BK203	BK401 *	1				
	TRX400EX/X	02-14	BK183	BK101	1				
	TRX400EX/X	02-14	BK183	BK401 *	1				
	TRX400 Foreman 4x4 (See Pg. 475)	95-01	BK26	BK21	1	BK61	BK60	SK2004	SK2013
	TRX400 Foreman 4x4 (See Pg. 476)	02-03	BK26	BK21	1	BK22	BK20	SK2006	SK2014
	TRX420 Rancher 2x4 SRA	07-13	BK34	BK80	1		BK420		SK2070
	TRX420 Rancher 2x4 SRA	14-21	RB082	BK24	1		BK279		SK2070
	TRX420 Rancher 4x4 SRA (See Pg. 478)	07-13	BK11	BK80	1	BK425	BK420	SK2071	SK2070
	TRX420 Rancher 4x4 SRA	14-21	RB082	BK24	1	BK426	BK279	SK2100	SK2070
	TRX420 Rancher Auto SRA	14-20	RB082	BK24	1	BK426	BK279	SK2100	SK2079
	TRX420 Rancher Auto IRS (See Pg. 477)	09-14	BK11	RB114	2	BK425	BK421	SK2071	SK2067
	TRX420 Rancher Auto IRS	15-19	RB082	RB114	2	BK426	BK422	SK2100	SK2111
	TRX420 Rancher Auto IRS	20-21	RB082	RB114	2	BK426		SK2100	SK2111
	TRX450 Foreman 4x4 (See Pg. 475)	98-01	BK26	BK21	1	BK61	BK60	SK2004	SK2013
	TRX450 Foreman 4x4 (See Pg. 476)	02-04	BK26	BK21	1	BK22	BK20	SK2006	SK2014
	TRX450R	04-09	BK183	BK383	1				
	TRX450R	04-09	BK183	BK401 *	1				
	TRX450ER	06-14	BK183	BK383	1				
	TRX450ER	06-14	BK183	BK401 *	1				
	TRX500 Foreman 2x4	05-06	BK34	BK21	1		BK72		SK2061
	TRX500 Foreman 4x4 (See Pg. 480)	05-11	BK26	BK21	1	BK258	BK72	SK2060	SK2061
	TRX500 Foreman 4x4	12-13	BK26	BK21	1	BK278	BK279	SK2100	SK2079
	TRX500 Foreman 4x4	14-19	RB082	BK24	1	BK427	BK279	SK2110	SK2079
	TRX500 Rubicon 4x4 (See Pg. 479)	01-04	BK26	BK21	1	BK25	BK20	SK2006	SK2014
	TRX500 Rubicon 4x4 (See Pg. 480)	05-14	BK26	BK21	1	BK258	BK72	SK2060	SK2061
	TRX500 Rubicon 4x4 IRS	15-19	RB082	RB114	2	BK427	BK422	SK2110	SK2111
	TRX520 Foreman 4x4	20-21	RB082	BK24	1	BK427	BK279	SK2110	SK2079
	TRX520 Rubicon 4x4 IRS	20-21	RB082	RB114	2	BK427		SK2110	SK2111
	TRX650 Rincon 4x4 (See Pg. 481)	03-05	BK26	BK83	2	BK258	BK82	SK2060	SK2047
	TRX680 Rincon 4x4 (See Pg. 481)	06-21	BK26	BK83	2	BK258	BK82	SK2060	SK2047
	TRX700XX	08-09	BK507	RB114	2				

KEY

* With aftermarket carrier

1 Two (2) kits are required to complete front wheel bearing and seal kit.

2 One (1) kit is required to complete swing arm bearing and seal kit.

! PLEASE NOTE THE NUMBER OF KITS REQUIRED FOR REAR WHEEL BEARING & SEAL KITS

Bearings and seals continue on the next page.



HONDA UTV		WHEEL BEARING & SEAL KIT			DIFFERENTIAL BEARING & SEAL KIT		DIFFERENTIAL SEAL KIT ONLY	
MODEL	YEAR	FRONT	REAR	[QTY REQ]	FRONT	REAR	FRONT	REAR
SXS500 Pioneer	15-16	BK81	RB084	2		BK2137A		SK2138A
SXS500 Pioneer	17-21	BK81	BK94	2		BK2137A		SK2138A
SXS520 Pioneer	2021	BK81	BK94	2				
MUV700 Big Red	09-13	BK93	BK93	2	BK2135A		SK2135A	
SXS700M2 Pioneer	2014	BK81	RB084	2	BK2136A	BK2138A	SK2136A	SK2138A
SXS700M2 Pioneer	15-21	BK81	BK94	2	BK2136A	BK2138A	SK2136A	SK2138A
SXS700M4 Pioneer 4	2014	BK81	RB084	2	BK2136A	BK2138A	SK2136A	SK2138A
SXS700M4 Pioneer 4	15-21	BK81	BK94	2	BK2136A	BK2138A	SK2136A	SK2138A
SXS1000 Pioneer	16-21	BK94	BK94	2				
SXS1000 Pioneer 5	16-21	BK94	BK94	2				
SXS1000 Talon R	19-21	BK94	BK94	2				
SXS1000 Talon X	19-21	BK94	BK94	2				
SXS1000 Talon X4	20-21	BK94	BK94	2				

Honda: ATC 200ES Big Red '84, TRX 200 '84

ORDER BY KIT	
FRONT WHEEL: ATV 200ES '84	
BEARING	QTY
FB104	2
SEAL	QTY
FS104	2
KIT #BK200	
FRONT WHEEL: TRX 200 '84	
BEARING	QTY
FB105	2
SEAL	QTY
FS107	1
FS106	1
KIT #BK201	
REAR FINAL DRIVE	
BEARING	QTY
RB005	1
RB003	1
AB220	1
SA119	1
SEAL	QTY
RS004	2
FS213	1
KIT #BK65	
REAR BRAKE	
BEARING	QTY
RB005	1
SEAL	QTY
BS203	1
KIT #BK219	

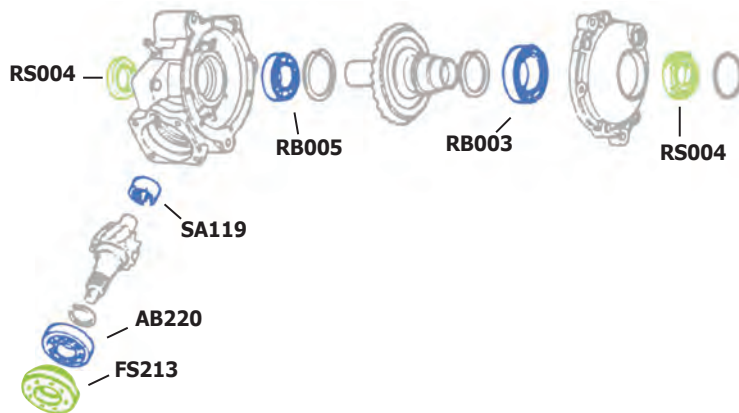
FRONT WHEEL: ATC 200ES '84



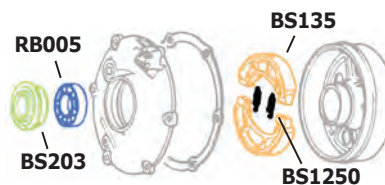
FRONT WHEEL: TRX 200 '84



REAR FINAL DRIVE



REAR BRAKE



Bearings and seals continue on the next page.

INDEX

WIDE OPEN PARTS

TIRES & WHEELS

BRAKES

AIR, OIL & FUEL

BATTERY & ELECTRICAL

ENGINE

BEARINGS

BUSHINGS

DRIVELINE

AXLES

BELTS

CONTROLS

TOOLS & CHEMICALS

EXHAUST

ACCESSORIES

Honda: ATC 250ES/SX 85-87, TRX250 85-87

ORDER BY KIT

FRONT WHEEL:
ATC 250ES/SX 85-87

BEARING QTY

FB105 2

SEAL QTY

FS104 2

KIT #BK200

FRONT WHEEL: TRX250 85-87

BEARING QTY

FB105 2

SEAL QTY

FS106 1

FS107 1

KIT #BK201

REAR FINAL DRIVE

BEARING QTY

RB002 2

AB220 1

SA108 1

SEAL QTY

FS200 1

RS005 1

RS006 1

KIT #BK5

REAR WHEEL: ATC250 '85

BEARING QTY

RB083 2

RB009 2

SEAL QTY

BS201 1

RS012 1

KIT #BK67

REAR WHEEL: 86-87

BEARING QTY

RB008 2

RB009 2

SEAL QTY

BS201 1

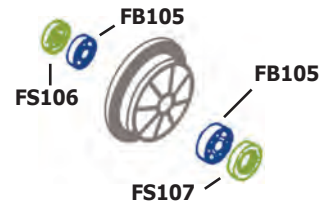
RS012 1

KIT #BK66

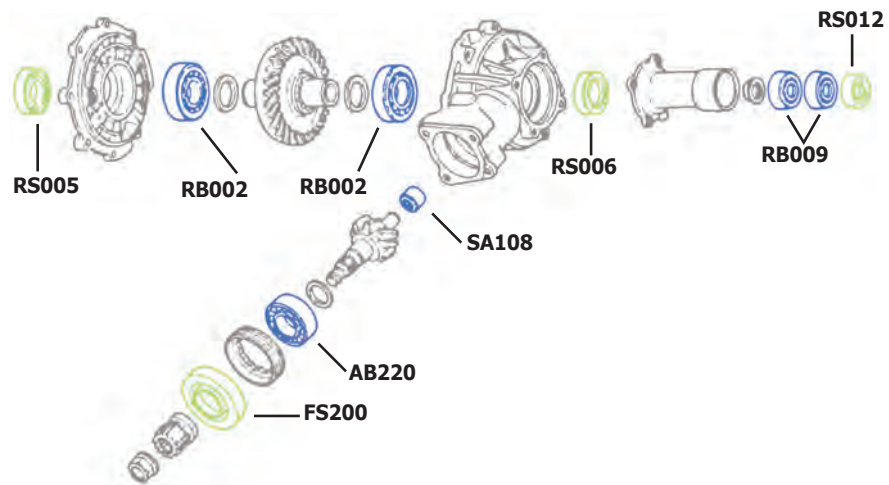
FRONT WHEEL: ATC 250ES/SX 85-87



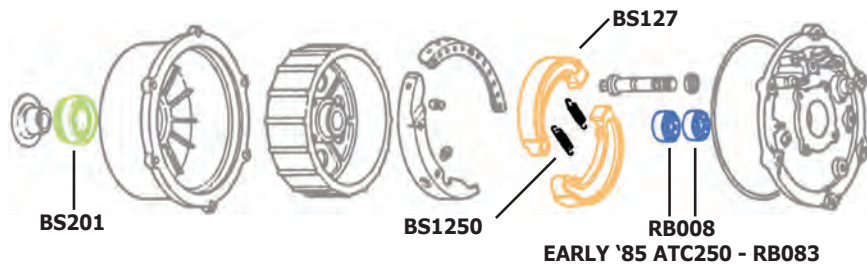
FRONT WHEEL: TRX 250 85-87



REAR FINAL DRIVE



REAR WHEEL



Bearings and seals continue on the next page.

Honda: TRX250 Recon 97-20 ,TRX 250EX 01-20

ORDER BY KIT

FRONT WHEEL: TRX250 RENCON 97-13

BEARING	QTY
FB105	2

SEAL	QTY
FS107	2

KIT #BK202

FRONT WHEEL: TRX 250EX 01-13

BEARING	QTY
FB105	1
FB101	1

SEAL	QTY
FS105	1
FS107	1

KIT #BK199

REAR FINAL DRIVE

BEARING	QTY
RB011	2
SA109	1
RB007	1

SEAL	QTY
RS017	3
FS210	1

KIT #BK7

REAR BRAKE

BEARING	QTY
RB009	3

SEAL	QTY
RS012	1
RS026	1

KIT #BK251

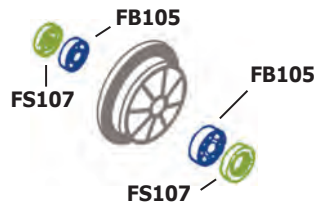
REAR SWINGARM

BEARING	QTY
SA106	1 (pair)

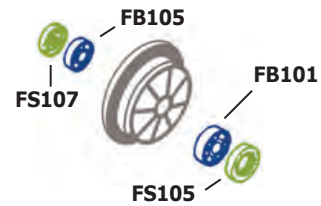
SEAL	QTY
RS022	2

KIT #SKIT6

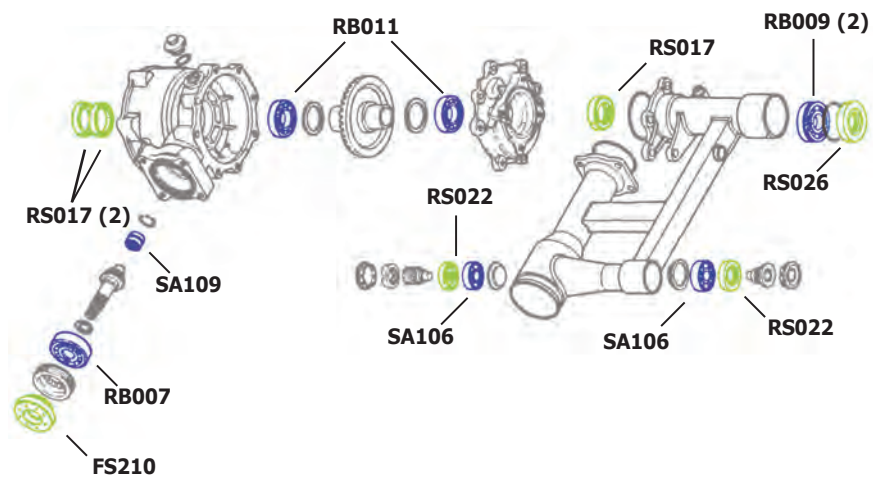
FRONT WHEEL: TRX250 RENCON 97-20



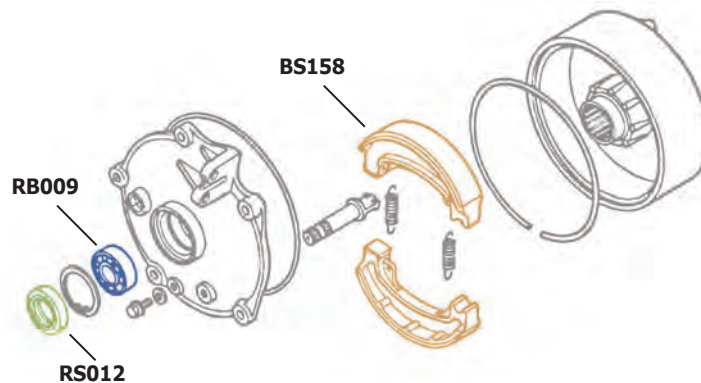
FRONT WHEEL: TRX 250EX 01-20



REAR FINAL DRIVE



REAR BRAKE



INDEX

WIDE OPEN PARTS

TIRES & WHEELS

BRAKES

AIR, OIL & FUEL

BATTERY & ELECTRICAL

ENGINE

BEARINGS

BUSHINGS

DRIVELINE

AXLES

BELTS

CONTROLS

TOOLS & CHEMICALS

EXHAUST

ACCESSORIES

Bearings and seals continue on the next page.

Honda: TRX300 2WD & 4WD 88-00

ORDER BY KIT

4WD FRONT FINAL DRIVE

BEARING	QTY
RB014	2
AB220	1
SA111	1

SEAL	QTY
RS020	2
FS200	1

SEAL	QTY
RS018	1
RS019	1

SEAL	QTY
RS017	1
FS200	1
RS024	1
RS016	1

SEAL	QTY
RS018	1
RS019	1

SEAL	QTY
RS017	1
FS200	1
RS024	1
RS016	1

SEAL	QTY
RS018	1
RS019	1

KIT #BK2

4WD FRONT KNUCKLE

BEARING	QTY
RB012	1

SEAL	QTY
RS018	1
RS019	1

SEAL	QTY
RS018	1
RS019	1

SEAL	QTY
RS018	1
RS019	1

SEAL	QTY
RS018	1
RS019	1

KIT #BK11
You must order two (2)
knuckle kits to complete front

REAR FINAL DRIVE

BEARING	QTY
RB011	2
AB220	1
SA109	1
RB002	1

SEAL	QTY
RS017	1
FS200	1
RS024	1
RS016	1

SEAL	QTY
RS017	1
FS200	1
RS024	1
RS016	1

SEAL	QTY
RS017	1
FS200	1
RS024	1
RS016	1

SEAL	QTY
RS017	1
FS200	1
RS024	1
RS016	1

SEAL	QTY
RS017	1
FS200	1
RS024	1
RS016	1

SEAL	QTY
RS017	1
FS200	1
RS024	1
RS016	1

SEAL	QTY
RS017	1
FS200	1
RS024	1
RS016	1

SEAL	QTY
RS017	1
FS200	1
RS024	1
RS016	1

SEAL	QTY
RS017	1
FS200	1
RS024	1
RS016	1

SEAL	QTY
RS017	1
FS200	1
RS024	1
RS016	1

SEAL	QTY
RS017	1
FS200	1
RS024	1
RS016	1

KIT #BK3

COMPLETE REAR DIFF

Part #RD300DW

BEARING	QTY
RB002	1

SEAL	QTY
RS024	1
BS204	1

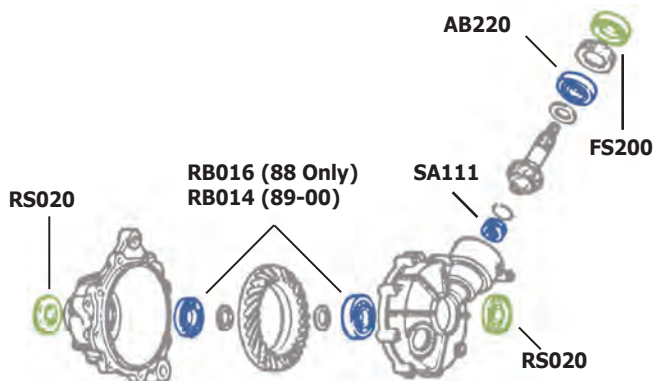
SEAL	QTY
RS024	1
BS204	1

SEAL	QTY
RS024	1
BS204	1

SEAL	QTY
RS024	1
BS204	1

KIT #BK10

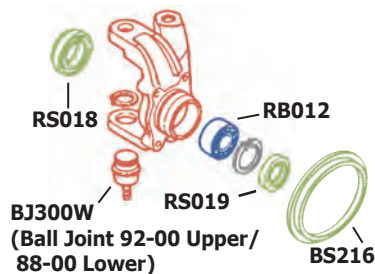
4WD FRONT FINAL DRIVE



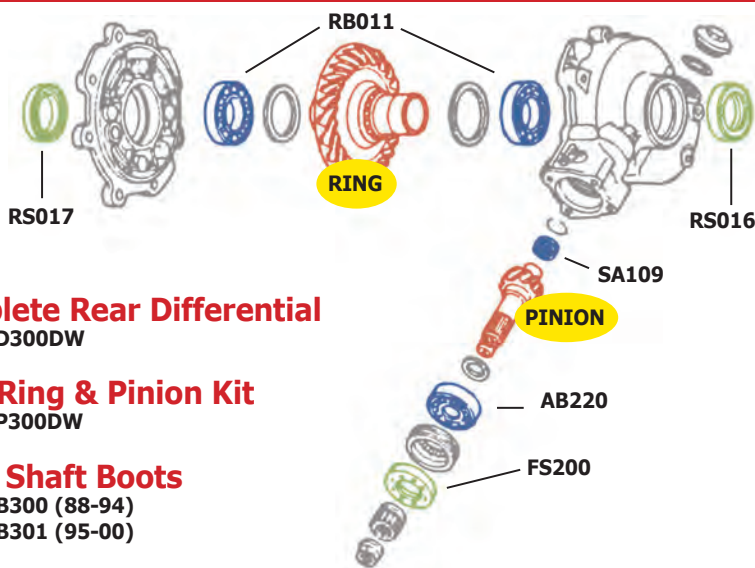
4WD FRONT KNUCKLE

Complete Knuckles

Part #KN300L - Left
Part #KN300R - Right
Knuckle with ball joint



REAR FINAL DRIVE



Complete Rear Differential

Part #RD300DW

Rear Ring & Pinion Kit

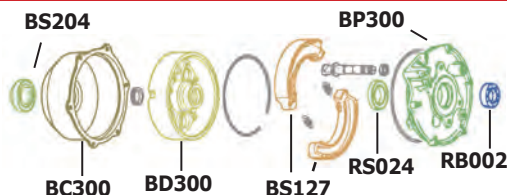
Part #RP300DW

Drive Shaft Boots

Part #DB300 (88-94)

Part #DB301 (95-00)

REAR BRAKE



Bearings and seals continue on the next page.

Honda: TRX350/D 86-89

ORDER BY KIT

4WD FRONT FINAL DRIVE

BEARING	QTY
RB013	1
RB009	1
AB220	1
SA111	1

SEAL	QTY
FS112	2
FS200	1

SEAL	QTY
FS112	2
FS200	1

SEAL	QTY
FS112	2
FS200	1

SEAL	QTY
FS112	2
FS200	1

SEAL	QTY
FS112	2
FS200	1

SEAL	QTY
FS112	2
FS200	1

SEAL	QTY
FS112	2
FS200	1

KIT #BK15

4WD FRONT KNUCKLE: '86

BEARING	QTY
RB013	2

SEAL	QTY
FS109	1
FS111	1

SEAL	QTY
FS109	1
FS111	1

SEAL	QTY
FS109	1
FS111	1

SEAL	QTY
FS109	1
FS111	1

KIT #BK14

You must order two (2) knuckle kits to complete front

4WD FRONT KNUCKLE: 87-89

BEARING	QTY
RB015	1

SEAL	QTY
RS042	1
FS110	1

SEAL	QTY
RS042	1
FS110	1

SEAL	QTY
RS042	1
FS110	1

SEAL	QTY
RS042	1
FS110	1

KIT #BK17

You must order two (2) knuckle kits to complete front

REAR FINAL DRIVE

BEARING	QTY
RB002	2
SA109	1
AB220	1

BEARING	QTY
RB002	2
SA109	1
AB220	1

BEARING	QTY
RB002	2
SA109	1
AB220	1

BEARING	QTY
RB002	2
SA109	1
AB220	1

SEAL	QTY
RS005	1
RS006	1
FS200	1

SEAL	QTY
RS005	1
RS006	1
FS200	1

SEAL	QTY
RS005	1
RS006	1
FS200	1

SEAL	QTY
RS005	1
RS006	1
FS200	1

KIT #BK12

REAR WHEEL

BEARING	QTY
RB008	2
RB009	2

BEARING	QTY
RB008	2
RB009	2

BEARING	QTY
RB008	2
RB009	2

SEAL	QTY
RS013	2
RS012	1
BS201	1

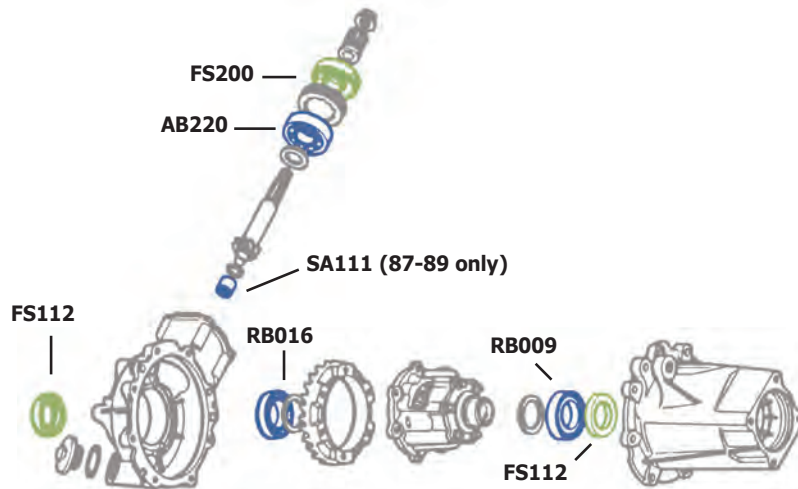
SEAL	QTY
RS013	2
RS012	1
BS201	1

SEAL	QTY
RS013	2
RS012	1
BS201	1

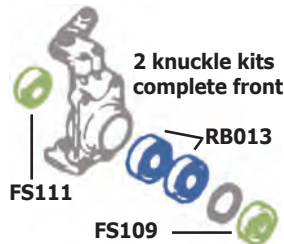
SEAL	QTY
RS013	2
RS012	1
BS201	1

KIT #BK13

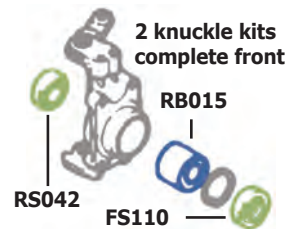
4WD FRONT FINAL DRIVE



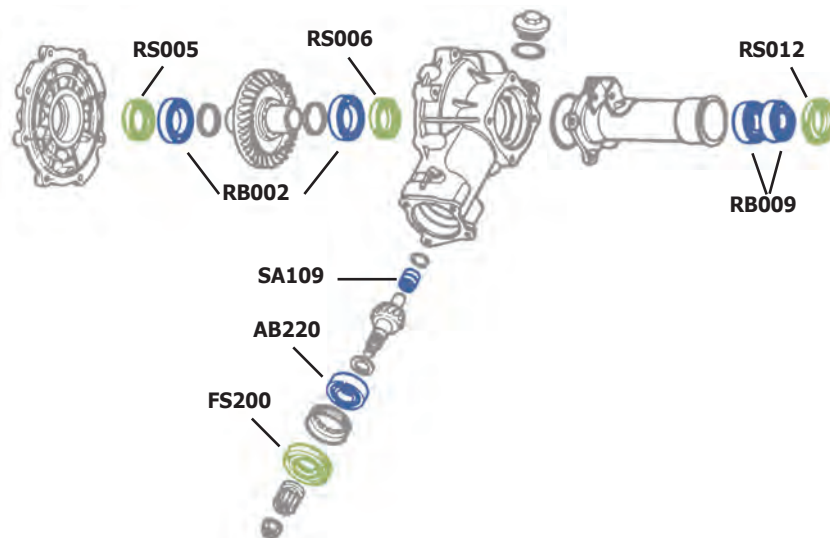
4WD FRONT KNUCKLE: '86



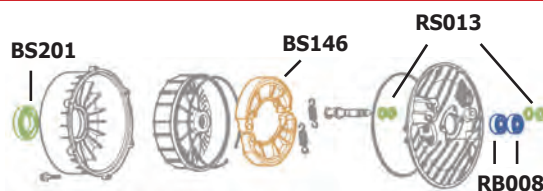
4WD FRONT KNUCKLE: 87-89



REAR FINAL DRIVE



REAR WHEEL



Bearings and seals continue on the next page.



INDEX

WIDE OPEN PARTS

TIRES & WHEELS

BRAKES

AIR, OIL & FUEL

BATTERY & ELECTRICAL

ENGINE

BEARINGS

BUSHINGS

DRIVELINE

AXLES

BELTS

CONTROLS

TOOLS & CHEMICALS

EXHAUST

ACCESSORIES



Honda: TRX350FE/FM Rancher 00-06, TRX400 Rancher FA 04-07

ORDER BY KIT

4WD FRONT FINAL DRIVE: 350 RANCHER

BEARING	QTY
---------	-----

RB014	2
-------	---

SA109	1
-------	---

AB220	1
-------	---

SEAL	QTY
------	-----

RS020	2
-------	---

FS211	1
-------	---

KIT #BK18

4WD FRONT FINAL DRIVE: 400 RANCHER

BEARING	QTY
---------	-----

RB014	2
-------	---

SA109	1
-------	---

RB001	1
-------	---

SEAL	QTY
------	-----

RS020	2
-------	---

FS216	1
-------	---

KIT #BK256

4WD FRONT KNUCKLE

BEARING	QTY
---------	-----

RB012	1
-------	---

SEAL	QTY
------	-----

RS019	1
-------	---

FS212	1
-------	---

KIT #BK19

You must order two (2) knuckle kits to complete front

REAR FINAL DRIVE

BEARING	QTY
---------	-----

RB007	1
-------	---

RB011	1
-------	---

RB002	1
-------	---

SA109	1
-------	---

SEAL	QTY
------	-----

FS210	1
-------	---

RS006	1
-------	---

RS017	1
-------	---

KIT #BK16

COMPLETE REAR DIFF

Part #RD351 -
350/400 RANCHER

REAR WHEEL

BEARING	QTY
---------	-----

RB008	2
-------	---

RB009	1
-------	---

SEAL	QTY
------	-----

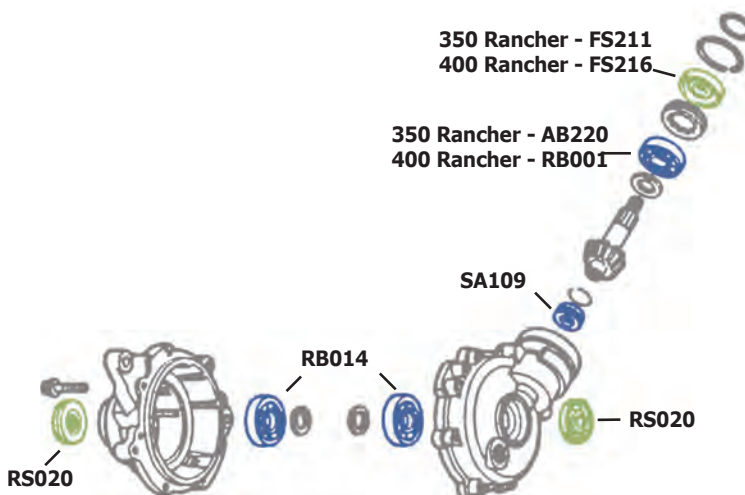
RS021	1
-------	---

BS218	1
-------	---

RS012	1
-------	---

KIT #BK21

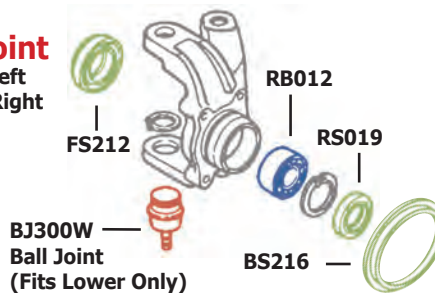
4WD FRONT FINAL DRIVE



4WD FRONT KNUCKLE

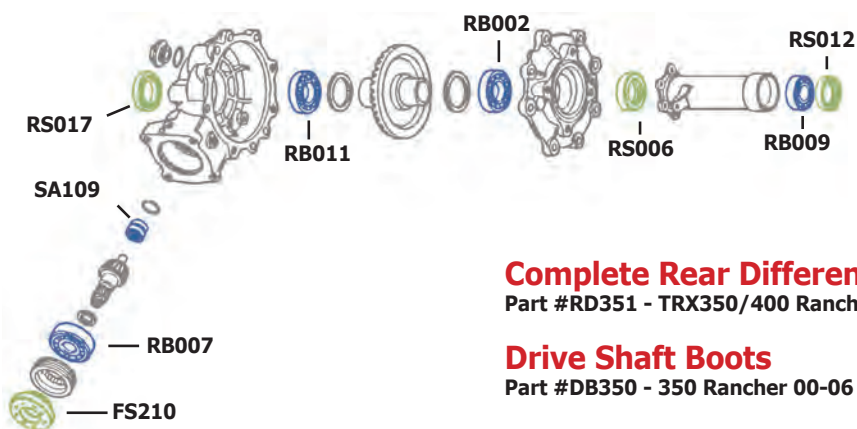
Knuckle with Ball Joint

Part #KN350L 350 Rancher Left
Part #KN350R 350 Rancher Right



BJ300W
Ball Joint
(Fits Lower Only)

REAR FINAL DRIVE



Complete Rear Differential

Part #RD351 - TRX350/400 Rancher

Drive Shaft Boots

Part #DB350 - 350 Rancher 00-06

REAR WHEEL



Bearings and seals continue on the next page.

Honda: TRX400 FW 95-01, TRX450 ES/S 98-01

ORDER BY KIT

4WD FRONT FINAL DRIVE

BEARING	QTY
RB014	2
SA109	1
RB053	1

SEAL	QTY
RS020	2
FS215	1

SEAL	QTY
RS020	2
FS215	1

SEAL	QTY
RS020	2
FS215	1

SEAL	QTY
RS020	2
FS215	1

SEAL	QTY
RS020	2
FS215	1

SEAL	QTY
RS020	2
FS215	1

KIT #BK61

4WD FRONT KNUCKLE

BEARING	QTY
RB015	1

SEAL	QTY
RS001	1
RS018	1

SEAL	QTY
RS001	1
RS018	1

SEAL	QTY
RS001	1
RS018	1

SEAL	QTY
RS001	1
RS018	1

KIT #BK26

You must order two (2) knuckle kits to complete front

REAR FINAL DRIVE

BEARING	QTY
RB002	2
SA109	1
RB053	1

SEAL	QTY
RS006	2
FS215	1

SEAL	QTY
RS006	2
FS215	1

SEAL	QTY
RS006	2
FS215	1

SEAL	QTY
RS006	2
FS215	1

SEAL	QTY
RS006	2
FS215	1

SEAL	QTY
RS006	2
FS215	1

KIT #BK60

COMPLETE REAR DIFF

Part #RD400

REAR WHEEL

BEARING	QTY
RB008	2
RB009	1

BEARING	QTY
RB008	2
RB009	1

BEARING	QTY
RB008	2
RB009	1

SEAL	QTY
RS021	2
RS012	1
BS218	1

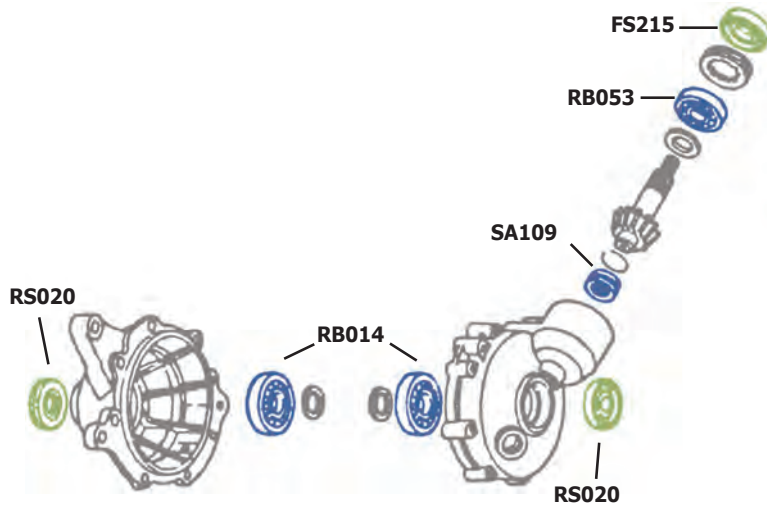
SEAL	QTY
RS021	2
RS012	1
BS218	1

SEAL	QTY
RS021	2
RS012	1
BS218	1

SEAL	QTY
RS021	2
RS012	1
BS218	1

KIT #BK62

4WD FRONT FINAL DRIVE

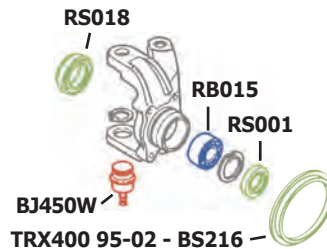


4WD FRONT KNUCKLE

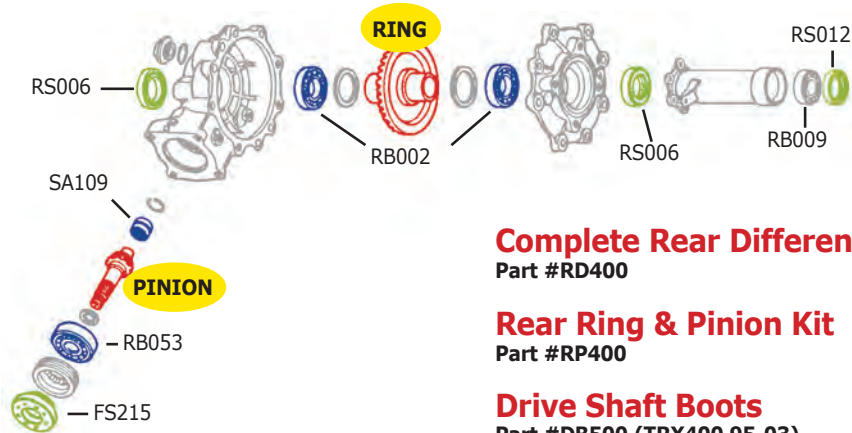
Complete Front Knuckle with Ball Joint

Part #KN400L TRX400 95-01 Left
Part #KN400R TRX400 95-01 Right

Part #KN450L TRX450 98-01 Left
Part #KN450R TRX450 98-01 Right



REAR FINAL DRIVE



Complete Rear Differential

Part #RD400

Rear Ring & Pinion Kit

Part #RP400

Drive Shaft Boots

Part #DB500 (TRX400 95-03)
Part #DB450 (TRX450 98-04)

REAR WHEEL



Bearings and seals continue on the next page.

INDEX

WIDE OPEN PARTS

TIRES & WHEELS

BRAKES

AIR, OIL & FUEL

BATTERY & ELECTRICAL

ENGINE

BEARINGS

BUSHINGS

DRIVELINE

AXLES

BELTS

CONTROLS

TOOLS & CHEMICALS

EXHAUST

ACCESSORIES

Honda: TRX400 FW 02-03, TRX450 FE/FM 02-04

ORDER BY KIT

4WD FRONT FINAL DRIVE

BEARING	QTY
RB014	2
SA109	1
RB007	1

RB014	2
SA109	1
RB007	1

SA109	1
RB007	1

RB007	1
-------	---

SEAL	QTY
RS020	2
FS216	1

RS020	2
FS216	1

FS216	1
-------	---

KIT #BK22

4WD FRONT KNUCKLE

BEARING	QTY
RB015	1

RB015	1
-------	---

SEAL	QTY
RS018	1
RS001	1

RS018	1
RS001	1

RS001	1
-------	---

KIT #BK26

You must order two (2) knuckle kits to complete front

REAR FINAL DRIVE

BEARING	QTY
RB002	2
SA109	1
RB007	1

RB002	2
SA109	1
RB007	1

SA109	1
RB007	1

RB007	1
-------	---

SEAL	QTY
RS006	2
FS120	1

RS006	2
FS120	1

FS120	1
-------	---

KIT #BK20

COMPLETE REAR DIFF Part #RD400

REAR WHEEL

BEARING	QTY
RB008	2
RB009	1

RB008	2
RB009	1

RB009	1
-------	---

SEAL	QTY
RS021	1
BS218	1
RS012	1

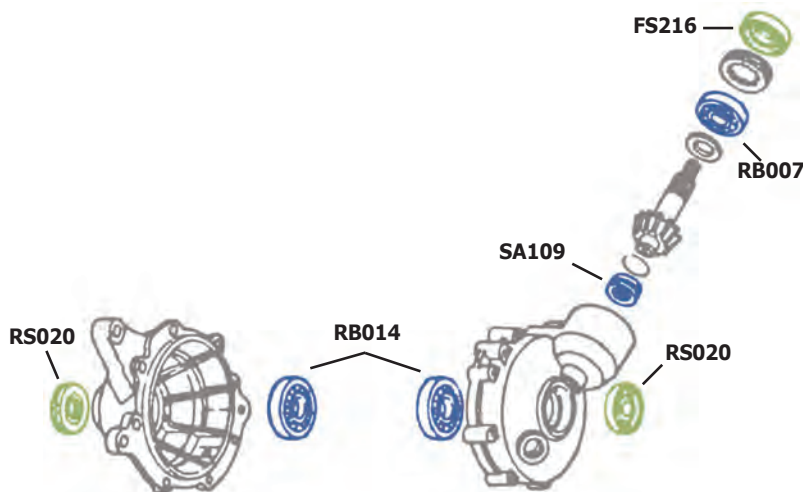
RS021	1
BS218	1
RS012	1

BS218	1
RS012	1

RS012	1
-------	---

KIT #BK21

4WD FRONT FINAL DRIVE

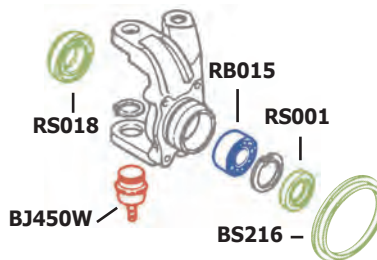


4WD FRONT KNUCKLE

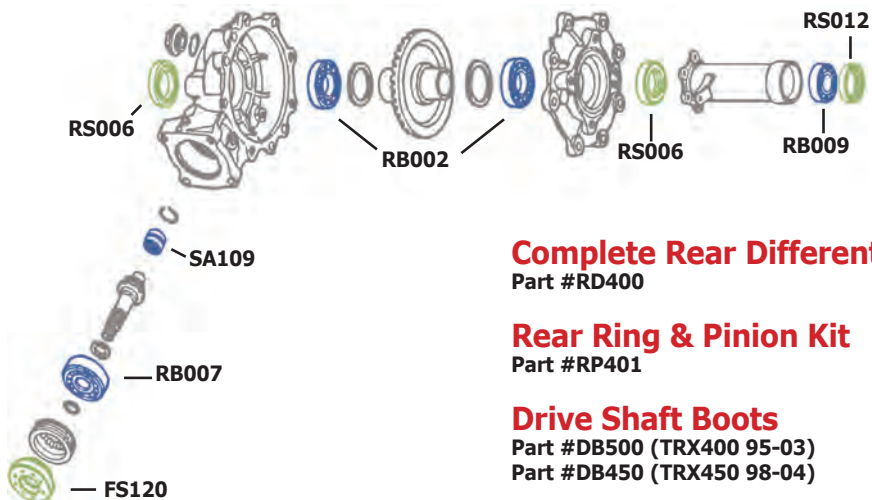
Complete Front Knuckle with Ball Joint

Part #KN400L TRX400 02-03 Left
Part #KN400R TRX400 FW 02-03 Right

Part #KN450L TRX450 02-04 Left
Part #KN450R TRX450 02-04 Right



REAR FINAL DRIVE



Complete Rear Differential Part #RD400

Rear Ring & Pinion Kit Part #RP401

Drive Shaft Boots Part #DB500 (TRX400 95-03) Part #DB450 (TRX450 98-04)

REAR WHEEL



Bearings and seals continue on the next page.

Honda: TRX420 Rancher (Independent Rear Suspension) 09-14

ORDER BY KIT

4WD FRONT FINAL DRIVE

BEARING	QTY
---------	-----

RB009	2
-------	---

RB014	1
-------	---

RB007	1
-------	---

SA124	1
-------	---

SA127	1
-------	---

SEAL	QTY
------	-----

RS020	2
-------	---

RS015	1
-------	---

KIT #BK425

4WD FRONT KNUCKLE

BEARING	QTY
---------	-----

RB012	1
-------	---

SEAL	QTY
------	-----

RS018	1
-------	---

RS019	1
-------	---

KIT #BK11

You must order two (2) knuckle kits to complete front

COMPLETE FRONT KNUCKLES

Part #KN420L - Left

Part #KN420R - Right

REAR FINAL DRIVE

BEARING	QTY
---------	-----

AB213	1
-------	---

RB001	1
-------	---

RB007	1
-------	---

SA122	1
-------	---

SEAL	QTY
------	-----

FS125	1
-------	---

RS124	2
-------	---

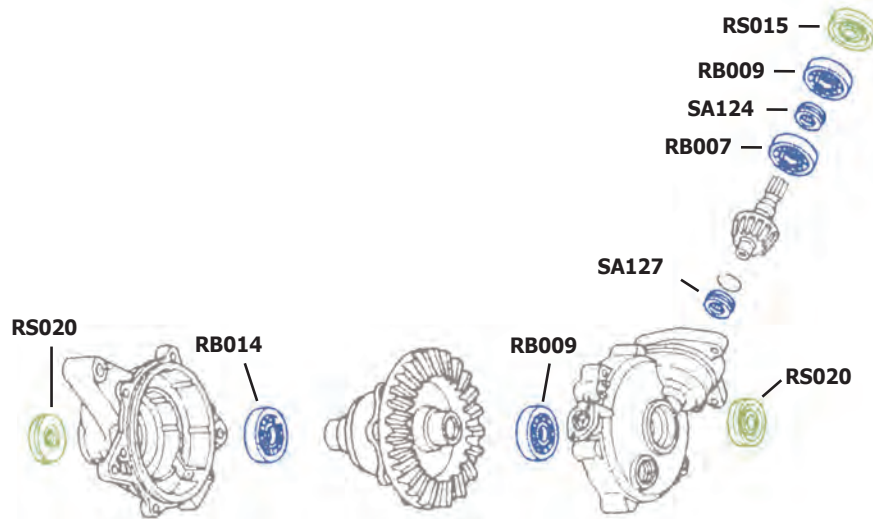
KIT #BK421

REAR KNUCKLE

BEARING	QTY
---------	-----

RB114	1
-------	---

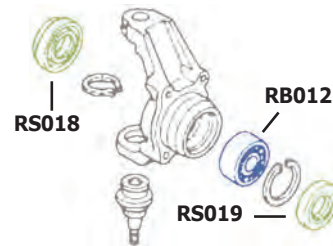
4WD FRONT FINAL DRIVE



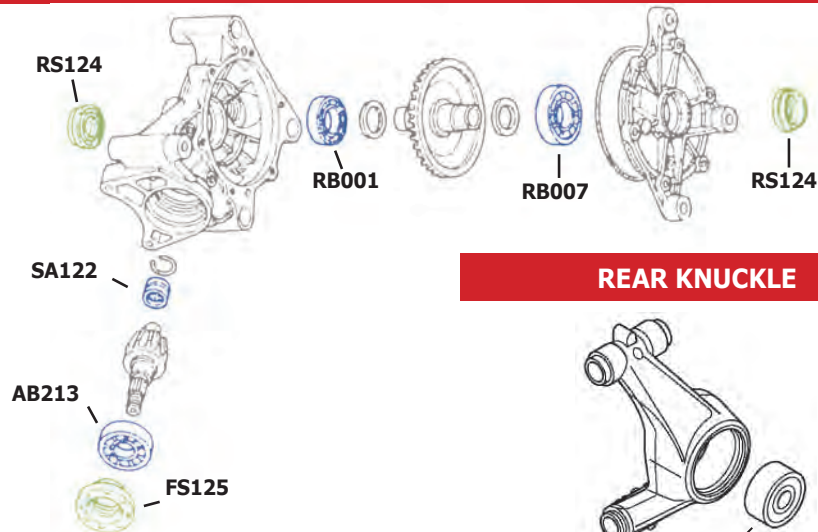
FRONT KNUCKLE

Complete Front Knuckle with Ball Joint

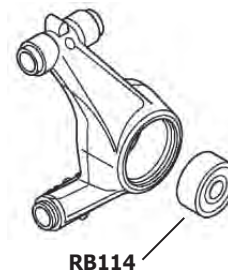
Part #KN420L - Left
Part #KN420R - Right



REAR FINAL DRIVE



REAR KNUCKLE



Bearings and seals continue on the next page.



INDEX

WIDE OPEN PARTS

TIRES & WHEELS

BRAKES

AIR, OIL & FUEL

BATTERY & ELECTRICAL

ENGINE

BEARINGS

BUSHINGS

DRIVELINE

AXLES

BELTS

CONTROLS

TOOLS & CHEMICALS

EXHAUST

ACCESSORIES



Honda: TRX420 Rancher (Solid/Straight Rear Axle) 07-13

ORDER BY KIT

4WD FRONT FINAL DRIVE

BEARING	QTY
RB009	2
RB014	1
RB007	1
SA124	1
SA127	1

SEAL	QTY
RS020	2
RS015	1

KIT #BK425

4WD FRONT KNUCKLE

BEARING	QTY
RB012	1

SEAL	QTY
RS018	1
RS019	1

KIT #BK11

You must order two (2) knuckle kits to complete front

COMPLETE FRONT KNUCKLES 4X4

Part #KN420L - Left
Part #KN420R - Right

REAR FINAL DRIVE

BEARING	QTY
RB002	1
RB101	1
RB003	1
SA123	1

SEAL	QTY
FS121	1
RS116	1
RS017	1

KIT #BK420

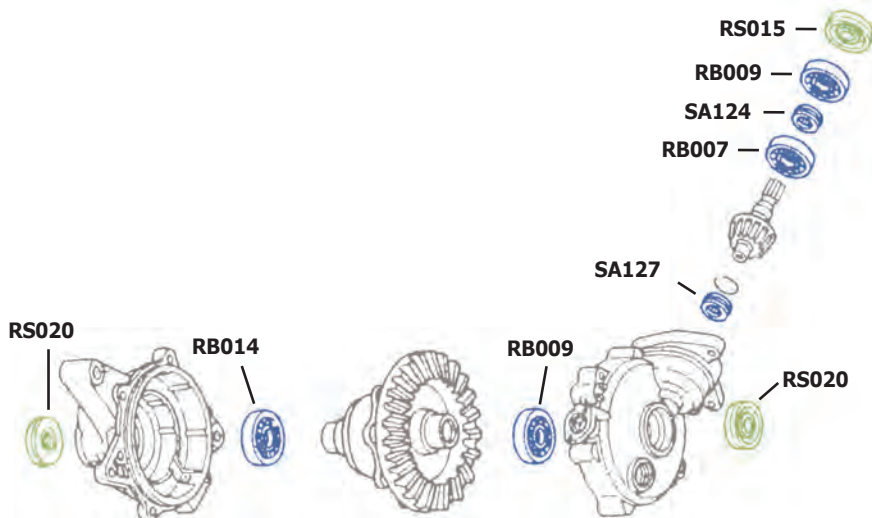
REAR BRAKE

BEARING	QTY
RB003	1

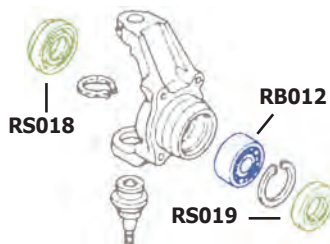
SEAL	QTY
RS117	1
BS198	1

KIT #BK80

4WD FRONT FINAL DRIVE



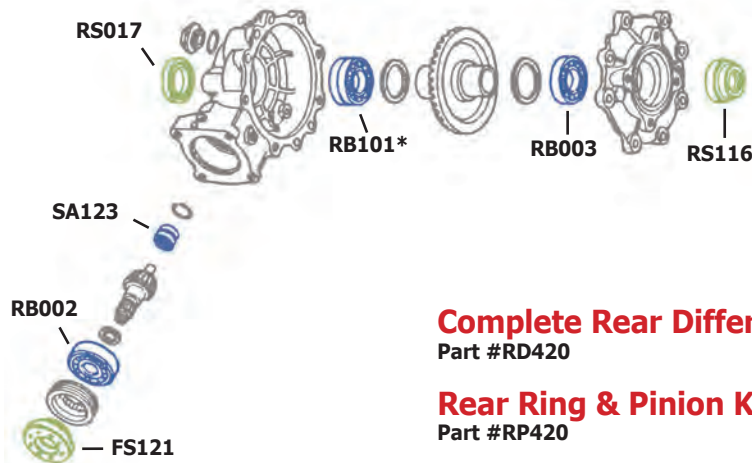
4WD FRONT KNUCKLE



Complete Front Knuckles with Ball Joint 4X4

Part #KN420L - Left
Part #KN420R - Right

REAR FINAL DRIVE



Complete Rear Differential

Part #RD420

Rear Ring & Pinion Kit

Part #RP420

REAR BRAKE



Bearings and seals continue on the next page.

Honda: TRX500FA Rubicon 01-04

ORDER BY KIT

4WD FRONT FINAL DRIVE

BEARING	QTY
RB014	2
SA109	1
RB007	1

SEAL	QTY
RS020	2
FS216	1

KIT #BK25

4WD FRONT KNUCKLE

BEARING	QTY
RB015	1

SEAL	QTY
RS001	1
RS018	1

KIT #BK26

You must order two (2) knuckle kits to complete front

KNUCKLE WITH BALL JOINT, BEARING, & SEALS
 Part #KN501L - Left
 Part #KN501R - Right

REAR FINAL DRIVE

BEARING	QTY
RB002	2
SA109	1
RB007	1

SEAL	QTY
RS006	2
FS120	1

KIT #BK23

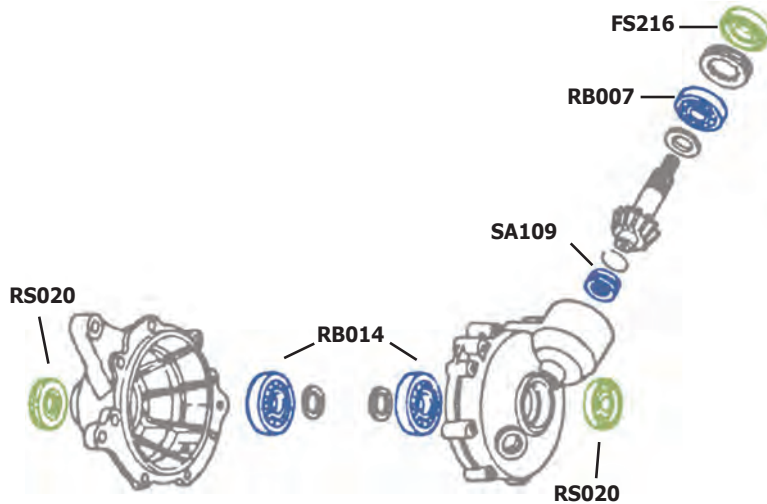
REAR WHEEL

BEARING	QTY
RB008	2
RB009	1

SEAL	QTY
RS021	1
BS218	1
RS012	1

KIT #BK62

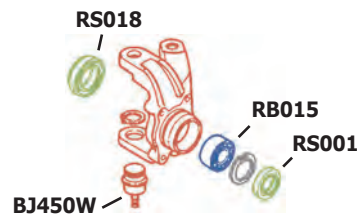
4WD FRONT FINAL DRIVE



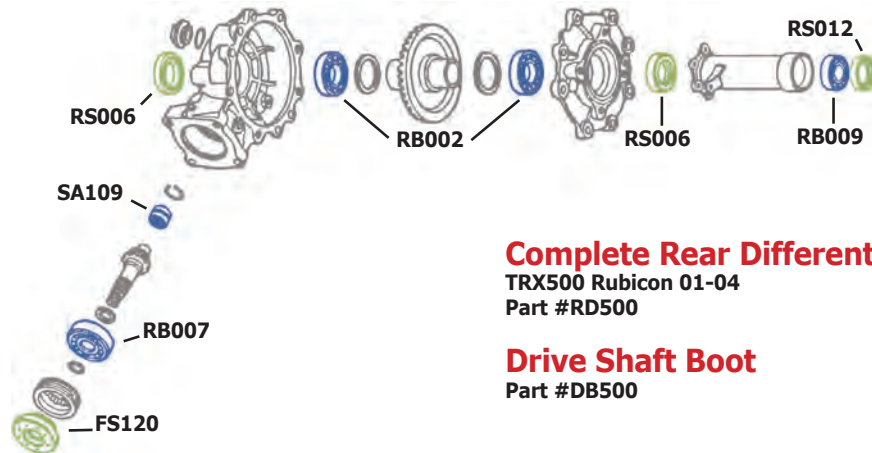
4WD FRONT KNUCKLE

Complete Knuckles

Part #KN501L - Left
 Part #KN501R - Right
 Knuckle with ball joint, bearing, and seals



REAR FINAL DRIVE



Complete Rear Differential

TRX500 Rubicon 01-04
 Part #RD500

Drive Shaft Boot

Part #DB500

REAR WHEEL



Bearings and seals continue on the next page.

INDEX

WIDE OPEN PARTS

TIRES & WHEELS

BRAKES

AIR, OIL & FUEL

BATTERY & ELECTRICAL

ENGINE

BEARINGS

BUSHINGS

DRIVELINE

AXLES

BELTS

CONTROLS

TOOLS & CHEMICALS

EXHAUST

ACCESSORIES

Honda: TRX500 Rubicon 05-14, TRX500 Foreman 05-11

ORDER BY KIT

4WD FRONT FINAL DRIVE

BEARING	QTY
RB014	2
SA125	1
RB001	1

SEAL	QTY
RS020	2
FS216	1

SEAL	QTY
RS001	1
RS018	1

SEAL	QTY
RS001	1
RS018	1

SEAL	QTY
RS001	1
RS018	1

SEAL	QTY
RS001	1
RS018	1

SEAL	QTY
RS001	1
RS018	1

KIT #BK258

4WD FRONT KNUCKLE

BEARING	QTY
RB015	1

SEAL	QTY
RS001	1
RS018	1

SEAL	QTY
RS001	1
RS018	1

SEAL	QTY
RS001	1
RS018	1

SEAL	QTY
RS001	1
RS018	1

KIT #BK26

You must order two (2) knuckle kits to complete front

KNUCKLE WITH BALL JOINT, BEARING, & SEALS
Part #KN500L - Left
Part #KN500R - Right

REAR FINAL DRIVE

BEARING	QTY
RB002	2
RB093	1
SA123	1
RB007	1

SEAL	QTY
RS006	2
FS120	1

SEAL	QTY
RS006	2
FS120	1

SEAL	QTY
RS006	2
FS120	1

SEAL	QTY
RS006	2
FS120	1

SEAL	QTY
RS006	2
FS120	1

SEAL	QTY
RS006	2
FS120	1

SEAL	QTY
RS006	2
FS120	1

KIT #BK72

REAR WHEEL

BEARING	QTY
RB008	2
RB009	1

SEAL	QTY
RS021	2
BS218	1
RS012	1

SEAL	QTY
RS021	2
BS218	1
RS012	1

SEAL	QTY
RS021	2
BS218	1
RS012	1

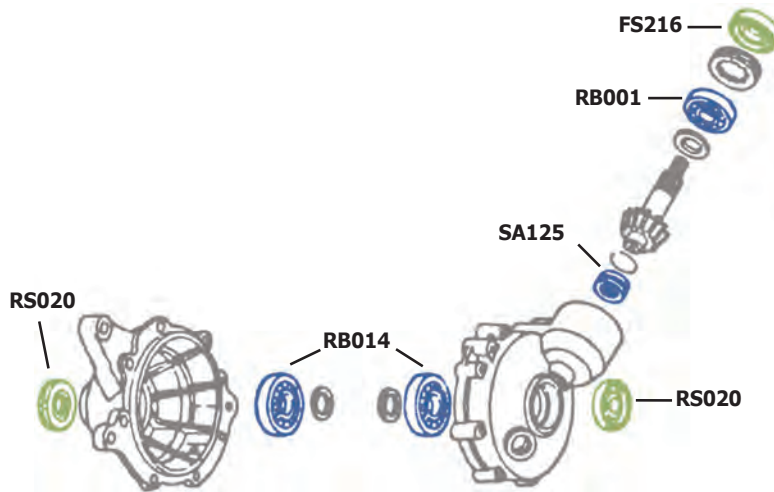
SEAL	QTY
RS021	2
BS218	1
RS012	1

SEAL	QTY
RS021	2
BS218	1
RS012	1

SEAL	QTY
RS021	2
BS218	1
RS012	1

KIT #BK62

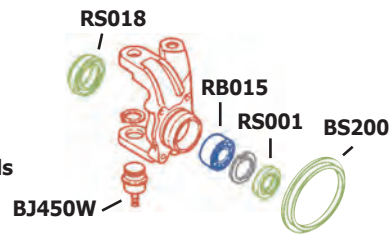
4WD FRONT FINAL DRIVE



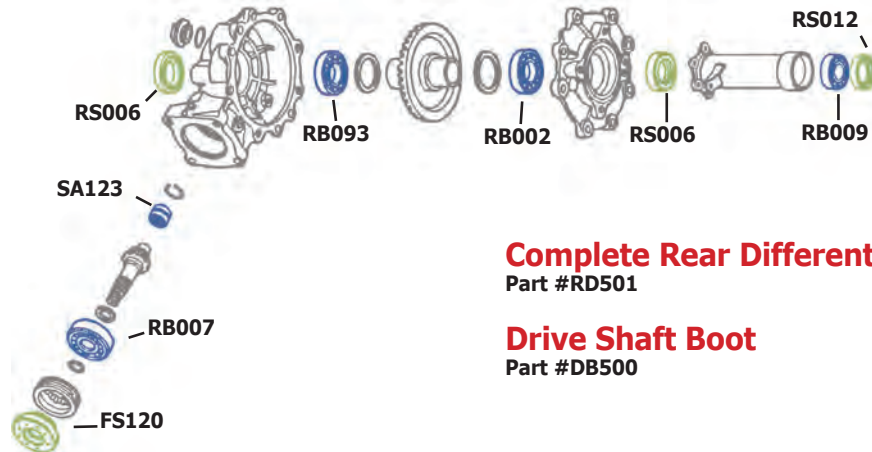
4WD FRONT KNUCKLE

Complete Knuckles

Part #KN500L - Left
Part #KN500R - Right
Knuckle with ball joint, bearing, and seals



REAR FINAL DRIVE



Complete Rear Differential

Part #RD501

Drive Shaft Boot

Part #DB500

REAR WHEEL



Bearings and seals continue on the next page.

Honda: TRX650/680 Rincon 03-21

ORDER BY KIT

4WD FRONT FINAL DRIVE

BEARING	QTY
RB001	1
SA125	1
RB014	2

SEAL	QTY
RS020	2

SEAL	QTY
RS020	2

KIT #BK84

4WD FRONT KNUCKLE

BEARING	QTY
RB015	1

SEAL	QTY
RS001	1
RS018	1

SEAL	QTY
RS001	1
RS018	1

KIT #BK26

You must order two (2) knuckle kits to complete front

REAR FINAL DRIVE

BEARING	QTY
RB001	1
RB007	1
AB213	1
SA126	1

SEAL	QTY
RS124	2
FS125	1
FS126	1

SEAL	QTY
RS124	2
FS125	1
FS126	1

SEAL	QTY
RS124	2
FS125	1
FS126	1

SEAL	QTY
RS124	2
FS125	1
FS126	1

SEAL	QTY
RS124	2
FS125	1
FS126	1

SEAL	QTY
RS124	2
FS125	1
FS126	1

SEAL	QTY
RS124	2
FS125	1
FS126	1

SEAL	QTY
RS124	2
FS125	1
FS126	1

KIT #BK82

REAR KNUCKLE

BEARING	QTY
RB072	1

SEAL	QTY
RS099	1
RS100	1

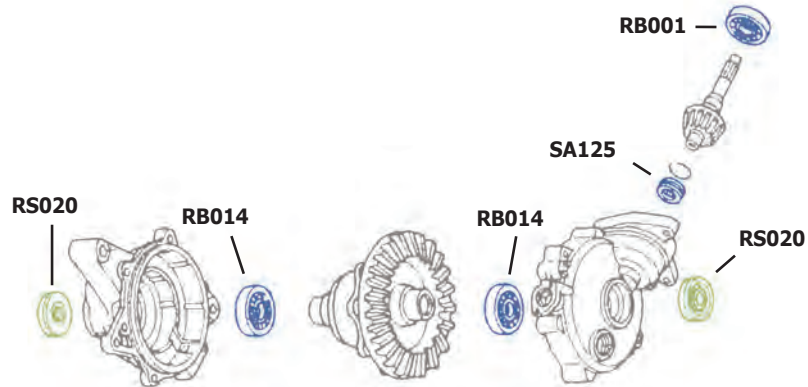
SEAL	QTY
RS099	1
RS100	1

SEAL	QTY
RS099	1
RS100	1

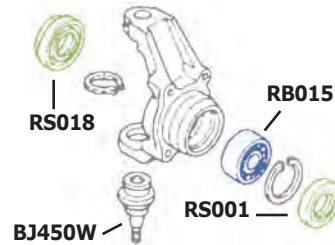
KIT #BK83

You must order two (2) knuckle kits to complete front

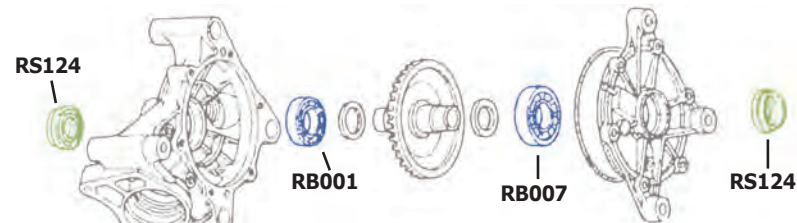
4WD FRONT FINAL DRIVE



4WD FRONT KNUCKLE



REAR FINAL DRIVE



REAR KNUCKLE



Bearings and seals continue on the next page.



INDEX

WIDE OPEN PARTS

TIRES & WHEELS

BRAKES

AIR, OIL & FUEL

BATTERY & ELECTRICAL

ENGINE

BEARINGS

BUSHINGS

DRIVELINE

AXLES

BELTS

CONTROLS

TOOLS & CHEMICALS

EXHAUST

ACCESSORIES





JOHN DEERE UTV		WHEEL BEARING & SEAL KIT			DIFFERENTIAL BEARING & SEAL KIT		DIFFERENTIAL SEAL KIT ONLY	
MODEL	YEAR	FRONT	REAR	[QTY REQ]	FRONT	REAR	FRONT	REAR
500 Trail Buck	All	BK519	BK402	2	BK408			
650 Trail Buck	All	BK519	BK402	2	BK408			
Gator 4x2 Trail Diesel	All	BK1713A						
Gator 4x2 Worksite Diesel	All	BK1713A						
Gator 6x4 Trail Diesel	All	BK1713A						
Gator 6x4 Trail Gas	All	BK1713A						
Gator 6x4 Worksite Diesel	All	BK1713A						
Gator 6x4 Worksite Gas	All	BK1713A						
Gator CS	All	BK1713A	BK1715A	2				
Gator CX	All	BK1713A	BK1715A	2				
Gator HPX 4x2 Diesel	All	BK1717A						
Gator HPX 4x2 Gas	All	BK1717A						
Gator HPX 4x4 Diesel	All	BK1717A						
Gator HPX Trail 4x4	All	BK1717A						
Gator RSX 850 i	All	BK1717A	BK1717A	2				
Gator RSX 850 i Sport	All	BK1717A	BK1717A	2				
Gator RSX 850 i Trail	All	BK1717A	BK1717A	2				
Gator TE	All	BK1713A						
Gator TH 6x4 Diesel	All	BK1713A						
Gator TH 6x4 Gas	All	BK1713A						
Gator TS 4x2	All	BK1713A						
Gator Turf 4x2	All	BK1713A						
Gator TX 4x2	All	BK1717A						
Gator TX 4x2 Turf	All	BK1717A						
Gator XUV 550	All	BK1717A	BK1717A	2				
Gator XUV 550 S4	All	BK1717A	BK1717A	2				
Gator XUV 610 i	All	BK1717A	RB096	2				
Gator XUV 625 i	All	RB096	RB096	2				
Gator XUV 825 i	All	RB096	RB096	2				
Gator XUV 850 D Diesel	All	BK1717A	RB096	2				
Gator XUV 855 D	All	RB096	RB096	2				
Gator XUV 855 D S4	All	RB096	RB096	2				
M-Gator 6X4	All	BK1713A						
M-Gator A1 Military 6x4	All	BK1713A						
M-Gator A2 Military 4x4	All	BK1713A						
M-Gator A3 Military 4x4	All	RB096	RB096	2				

- INDEX
- WIDE OPEN PARTS
- TIRES & WHEELS
- BRAKES
- AIR, OIL & FUEL
- BATTERY & ELECTRICAL
- ENGINE
- BEARINGS
- BUSHINGS
- DRIVELINE
- AXLES
- BELTS
- CONTROLS
- TOOLS & CHEMICALS
- EXHAUST
- ACCESSORIES

KAWASAKI ATV		WHEEL BEARING & SEAL KIT			DIFFERENTIAL BEARING & SEAL KIT		DIFFERENTIAL SEAL KIT ONLY	
MODEL	YEAR	FRONT	REAR	[QTY REQ]	FRONT	REAR	FRONT	REAR
KFX50	03-06	BK236	BK377	1				
KFX50	07-21	BK404	BK405	1				
KFX80	03-06	BK236	BK127	1				
KFX90	07-21	BK404	BK405	1				
KLF110	87-88	BK209	BK102	1				
KLT110	84-86	BK146	BK102	1				
KLT160 (See Pg. 485)	1985	BK146	BK102	1		BK530		
KLF185 Bayou (See Pg. 485)	85-88	BK209	BK102	1		BK530		
KLT185 (See Pg. 485)	86-87	BK209	BK102	1		BK530		

- KEY**
- 1 Two (2) kits are required to complete front wheel bearing and seal kit.
 - 2 One (1) kit is required to complete swing arm bearing and seal kit.
- ! PLEASE NOTE THE NUMBER OF KITS REQUIRED FOR REAR WHEEL BEARING & SEAL KITS

Bearings and seals continue on the next page.





KAWASAKI ATV		WHEEL BEARING & SEAL KIT			DIFFERENTIAL BEARING & SEAL KIT		DIFFERENTIAL SEAL KIT ONLY	
MODEL	YEAR	FRONT	REAR	[QTY REQ]	FRONT	REAR	FRONT	REAR
KLT200A	81-83	BK146	BK121	1				
KLT200B	1983	BK146	BK121	1				
KLT200C	83-84	BK146	BK130	1				
KLF220 Bayou (See Pg. 485)	88-02	BK241	BK136	1		BK55		
KLF250 Bayou (See Pg. 485)	03-11	BK241	BK136	1		BK55		
KLT250A	82-83	BK209	BK131	1				
KLT250C	83-85	BK146	BK130	1				
KSF250 Mojave	87-04	BK246	BK130	1				
KXF250 Tecate	87-88	BK246	BK122	1				
KXT250 Tecate	86-87	BK209	BK121	1				
KEF300 Lakota	95-03	BK246	BK130	1				
KLF300A Bayou	86-87	BK245	BK305	1		BK132		
KLF300B Bayou	88-04	BK246	BK305	1		BK133		
KLF300C Bayou 4x4 (See Pg. 486)	89-05	BK103A	BK136	1	BK52	BK53	SK2015A	SK2020
KVF300 Brute Force	12-21	BK203	BK137			BK64		
KVF300A Prairie 4x4 (See Pg. 487)	99-02	BK103A	BK104A	1	BK74	BK54	SK2016A	SK2021
KVF300B Prairie 2x4	99-02	BK103A	BK104A	1		BK54		SK2021
KVF360A & C Prairie 4x4 (See Pg. 488)	03-13	RB076			BK451	BK450	SK2066	SK2062
KVF360B Prairie	03-11	RB076				BK450		SK2062
KFX400	03-06	BK238	BK122	1				
KLF400 Bayou (See Pg. 486)	93-99	BK103A	BK136	1	BK52	BK53	SK2015A	SK2020
KVF400A Prairie 4x4 (See Pg. 487)	97-98	BK103A	BK104A	1	BK74	BK54	SK2016A	SK2021
KVF400B Prairie 2x4	1998	BK103A	BK104A	1		BK54		SK2021
KVF400C Prairie 4x4 (See Pg. 487)	99-01	BK103A	BK104A	1	BK74	BK54	SK2016A	SK2021
KVF400C Prairie 4x4 (See Pg. 487)	2002	RB076	BK104A	1	BK74	BK54	SK2016A	SK2021
KVF400D Prairie	99-00	BK103A	BK104A	1		BK54		SK2021
KVF400D Prairie	01-02	RB076	BK104A	1		BK54		SK2021
KFX450R	08-14	BK203	BK206	1				
KVF650 Prairie (See Pg. 488)	02-03	RB076			BK451	BK450	SK2066	SK2062
KVF650 Brute force SRA (See Pg. 488)	05-13	RB076			BK451	BK450	SK2066	SK2062
KVF650i Brute force IRS (See Pg. 489)	06-13	RB076	RB075	2	BK451	BK452	SK2066	SK2091
KFX 700 V-Force (See Pg. 488)	04-09	BK203				BK450		SK2062
KVF700 Prairie (See Pg. 488)	04-06	RB076			BK451	BK450	SK2066	SK2062
KVF750i Brute Force (See Pg. 489)	05-14	RB076	RB075	2	BK451	BK452	SK2066	SK2091
KVF750i Brute Force	15-21	RB076	RB075	2	BK2120A	BK452	SK2120A	SK2091

INDEX

WIDE OPEN PARTS

TIRES & WHEELS

BRAKES

AIR, OIL & FUEL

BATTERY & ELECTRICAL

ENGINE

BEARINGS

BUSHINGS

DRIVELINE

AXLES

BELTS

CONTROLS

TOOLS & CHEMICALS

EXHAUST

ACCESSORIES



Bearings and seals continue on the next page.



KAWASAKI UTV			WHEEL BEARING & SEAL KIT			DIFFERENTIAL BEARING & SEAL KIT		DIFFERENTIAL SEAL KIT ONLY	
MODEL	YEAR	FRONT	REAR	[QTY REQ]	FRONT	REAR	FRONT	REAR	
Mule SX	17-18	RB075	BK1405	1					
Mule SX	19-20	RB075	BK1405	1	BK74		SK2016A		
Mule 500	91-95	BK1403	BK1274	1					
Mule 520	00-01	BK1403	BK1274	1					
Mule 550	97-04	BK1403	BK1274	1					
Mule 600	05-16	RB075	BK1405	1					
Mule 610 4X4	05-16	RB075	BK1405	1	BK74		SK2016A		
Mule 1000	1988	BK1403	BK1405	1					
Mule 2010	1990	BK1404	BK1405	1					
Mule 2020	1990	BK1404	BK1405	1					
Mule 2030	1991	BK1404	BK1405	1					
Mule 2500	94-00	BK1404	BK1405	1					
Mule 2510 4x4 (See Pg. 490)	93-00	BK1404	BK1405	1	BK293	BK1406			
Mule 2510 Diesel	2000	BK1404	BK1405	1	BK293				
Mule 2510 Diesel	01-02	BK1404	RB075	2	BK293				
Mule 2520	93-00	BK1404	BK1405	1					
Mule 3000	01-08	BK1404	RB075	2					
Mule 3010 4X4 (See Pg. 490)	01-08	BK1404	RB075	2	BK293	BK1406			
Mule 3010 Diesel	01-08	BK1404	RB075	2	BK293				
Mule 3020	01-03	BK1404	RB075	2					
Mule 4000	09-20	BK1404	RB075	2					
Mule 4010 4x4 (See Pg. 490)	09-20	BK1404	RB075	2	BK293	BK1406			
Mule 4010 4x4 Diesel	09-13	BK1404	RB075	2	BK293				
Mule Pro-DX	16-18	RB099	BK94	2					
Mule Pro-DXT	16-18	RB099	BK94	2					
Mule Pro-FX	15-18	RB077	BK94	2					
Mule Pro-FX	19-20	RB099	BK94	2					
Mule Pro-FXR	18-20	RB077	BK94	2					
Mule Pro-FXT	15-20	RB077	BK94	2					
Mule Pro-MX	19-20	RB077	BK94	2					
KRF750 Teryx	08-13	RB055	RB075	2	BK294	BK295			
KRT750 Teryx 4	12-13	RB055	RB090	2					
KRF800 Teryx	14-21	RB055	RB090	2					
KRT800 Teryx 4	14-21	RB055	RB090	2					
KRX1000 Teryx	20-21	BK94	BK1802A	2					

- INDEX
- WIDE OPEN PARTS
- TIRES & WHEELS
- BRAKES
- AIR, OIL & FUEL
- BATTERY & ELECTRICAL
- ENGINE
- BEARINGS
- BUSHINGS
- DRIVELINE
- AXLES
- BELTS
- CONTROLS
- TOOLS & CHEMICALS
- EXHAUST
- ACCESSORIES

- KEY**
- 1 Two (2) kits are required to complete front wheel bearing and seal kit.
 - 2 One (1) kit is required to complete swing arm bearing and seal kit.
 - ! PLEASE NOTE THE NUMBER OF KITS REQUIRED FOR REAR WHEEL BEARING & SEAL KITS

Bearings and seals continue on the next page.



Kawasaki: KLF220 Bayou 88-02, KLF250 Bayou 03-11

ORDER BY KIT

4WD FRONT KNUCKLE

BEARING	QTY
---------	-----

FB103	1
-------	---

FB105	1
-------	---

SEAL	QTY
------	-----

FS103	1
-------	---

KIT #BK241

You must order two (2) knuckle kits to complete front

REAR FINAL DRIVE

BEARING	QTY
---------	-----

AB205	2
-------	---

AB206	2
-------	---

AB212	1
-------	---

RB032	1
-------	---

SEAL	QTY
------	-----

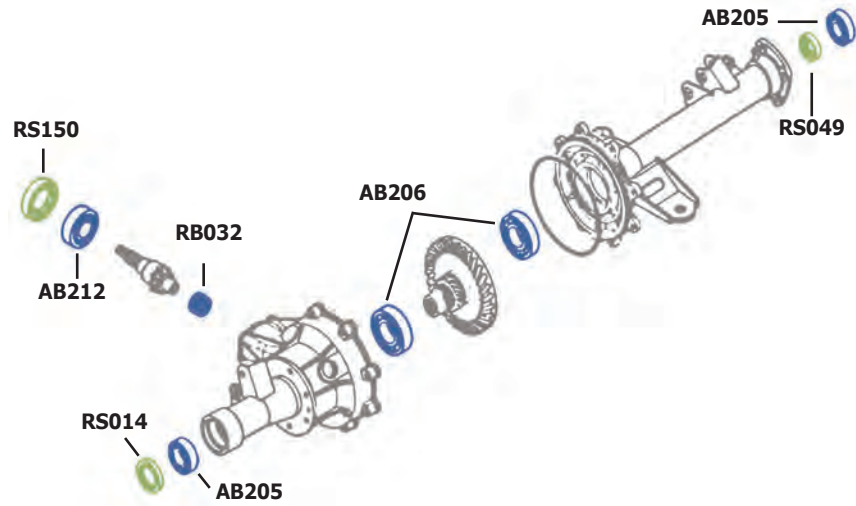
RS150	1
-------	---

RS014	1
-------	---

RS049	1
-------	---

KIT #BK55

REAR FINAL DRIVE



Kawasaki: KLT160 '85, KLF185 Bayou 85-88, KLT185 86-87

ORDER BY KIT

REAR FINAL DRIVE

BEARING	QTY
---------	-----

AB204	1
-------	---

AB212	1
-------	---

AB206	1
-------	---

RB002	1
-------	---

SEAL	QTY
------	-----

FS138	1
-------	---

FS212	2
-------	---

KIT #BK530

REAR WHEEL

BEARING	QTY
---------	-----

RB002	2
-------	---

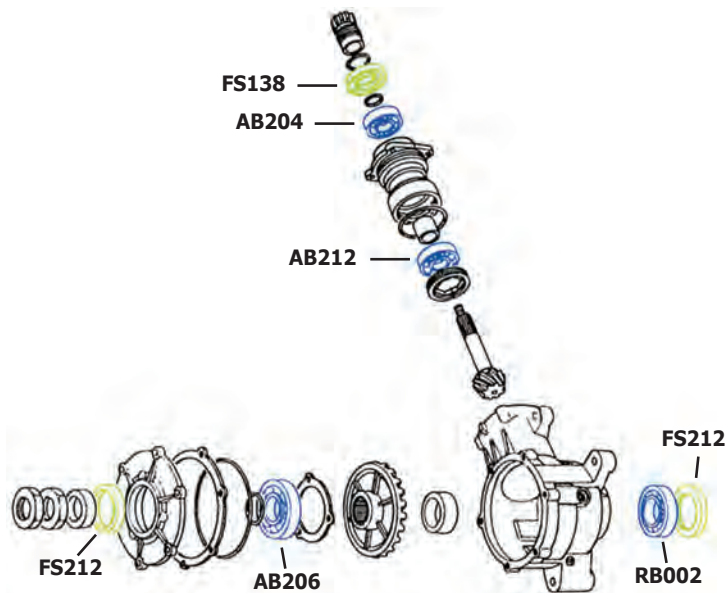
SEAL	QTY
------	-----

RS003	1
-------	---

KIT #BK102

You must order two (2) wheel kits to complete front

REAR FINAL DRIVE



Bearings and seals continue on the next page.



INDEX

WIDE OPEN PARTS

TIRES & WHEELS

BRAKES

AIR, OIL & FUEL

BATTERY & ELECTRICAL

ENGINE

BEARINGS

BUSHINGS

DRIVELINE

AXLES

BELTS

CONTROLS

TOOLS & CHEMICALS

EXHAUST

ACCESSORIES



Kawasaki: KLF300C 4X4 89-05, KLF400 Bayou 4X4 93-99

ORDER BY KIT

4WD FRONT FINAL DRIVE

BEARING	QTY
RB002	2
RB031	2

SEAL	QTY
RS051	2
FS130	1

SEAL	QTY
RS051	2

SEAL	QTY
FS130	1

SEAL	QTY
FS130	1

SEAL	QTY
FS130	1

KIT #BK52

4WD FRONT KNUCKLE

BEARING	QTY
RB001	2

SEAL	QTY
RS001	1
RS019	1

SEAL	QTY
RS001	1

SEAL	QTY
RS019	1

SEAL	QTY
RS001	1

KIT #BK103A

You must order two (2) knuckle kits to complete front

REAR FINAL DRIVE

BEARING	QTY
AB205	2
AB206	1
AB213	1
RB002	1
RB033	1

BEARING	QTY
AB205	2

BEARING	QTY
AB206	1

BEARING	QTY
AB213	1

BEARING	QTY
RB002	1

BEARING	QTY
RB033	1

SEAL	QTY
RS014	1
RS049	1
RS152	1

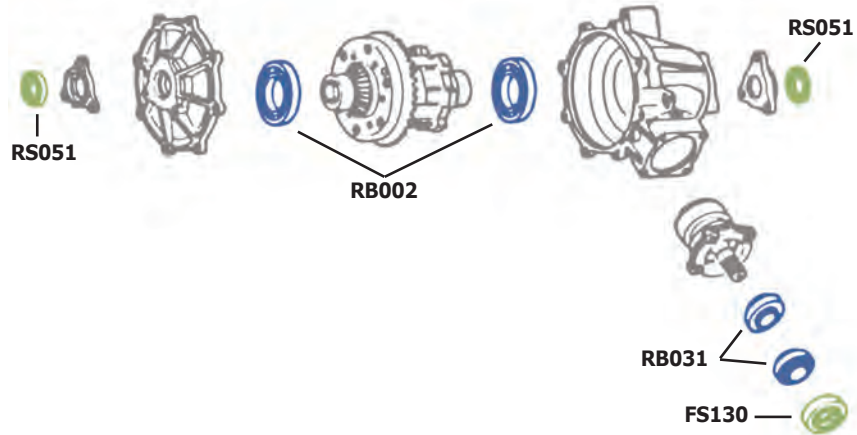
SEAL	QTY
RS014	1

SEAL	QTY
RS049	1

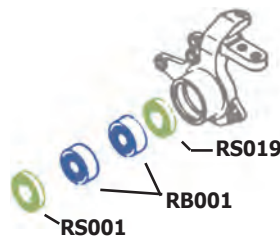
SEAL	QTY
RS152	1

KIT #BK53

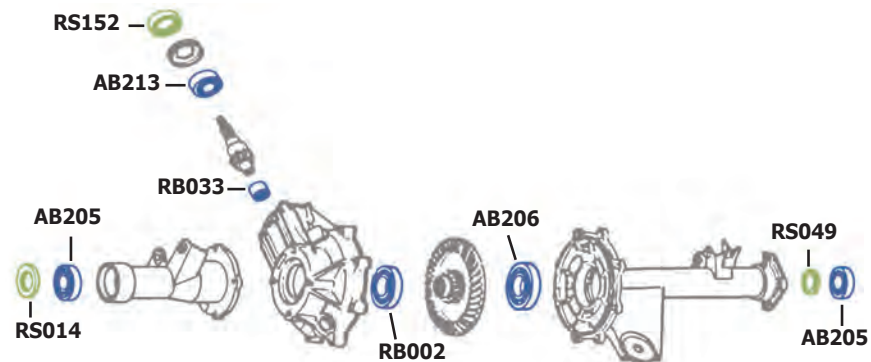
4WD FRONT FINAL DRIVE



4WD FRONT KNUCKLE



REAR FINAL DRIVE



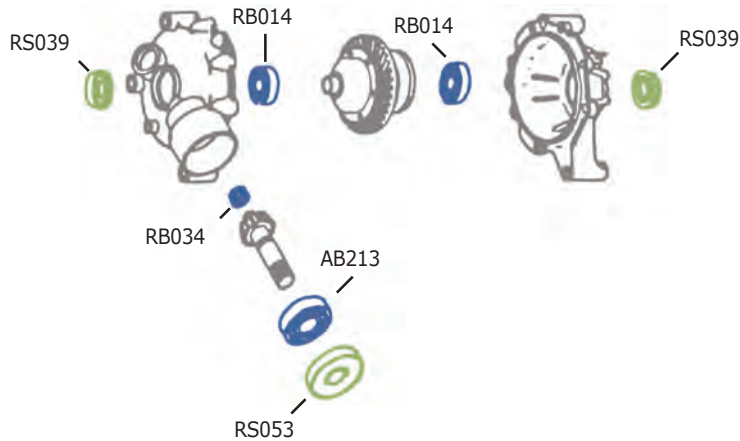
Bearings and seals continue on the next page.

Kawasaki: KVF300 Prairie 99-02, KVF400 Prairie 97-02

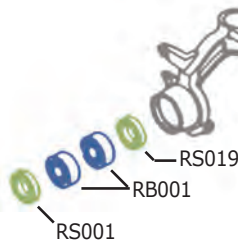
ORDER BY KIT

4WD FRONT FINAL DRIVE	
BEARING	QTY
RB014	2
RB034	1
AB213	1
SEAL	
QTY	
RS039	2
RS053	1
KIT #BK74	
4WD FRONT KNUCKLE: 97-00	
BEARING	QTY
RB001	2
SEAL	
QTY	
RS001	1
RS019	1
KIT #BK103A	
You must order two (2) knuckle kits to complete front	
4WD FRONT KNUCKLE: 01-02	
BEARING	QTY
RB076*	1
*Two (2) required	
REAR FINAL DRIVE	
BEARING	QTY
RB004	1
RB006	1
RB036	1
RB003	1
RB033	1
AB213	1
SEAL	
QTY	
RS054	1
FS109	1
RS014	1
RS055	1
KIT #BK54	

4WD FRONT FINAL DRIVE



4WD FRONT KNUCKLE: 97-00

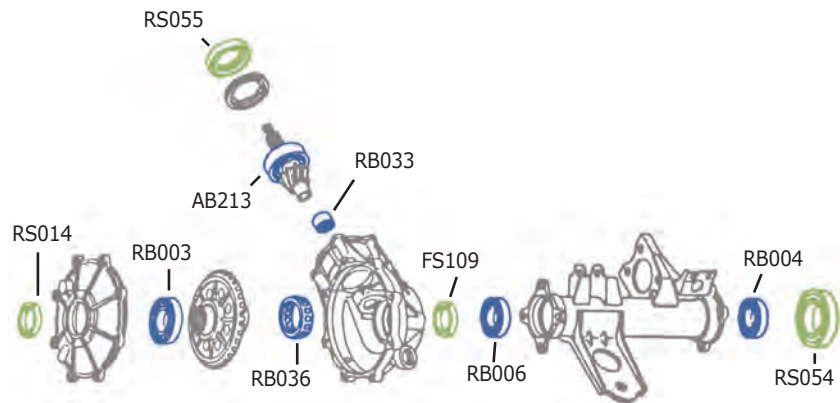


4WD FRONT KNUCKLE: 01-02



NOTE: The 01-02 knuckle may not look like the image shown above.

REAR FINAL DRIVE



Bearings and seals continue on the next page.

INDEX

WIDE OPEN PARTS

TIRES & WHEELS

BRAKES

AIR, OIL & FUEL

BATTERY & ELECTRICAL

ENGINE

BEARINGS

BUSHINGS

DRIVELINE

AXLES

BELTS

CONTROLS

TOOLS & CHEMICALS

EXHAUST

ACCESSORIES

Kawasaki: KVF360 Prairie 03-13, KVF650 Prairie 02-03, KVF700 Prairie 04-06, KFX700 V-Force 04-09, LTV700 Twin Peaks 04-06, KVF650 Brute Force SRA 05-13

ORDER BY KIT

4WD FRONT FINAL DRIVE

BEARING	QTY
RB100	2
RB089	1
RB048	1
AB213	1
RB009	1
SA121	1

SEAL	QTY
RS112	1
RS020	1
RS107	1

KIT #BK451

4WD FRONT KNUCKLE

BEARING	QTY
RB076*	1

*Two (2) required

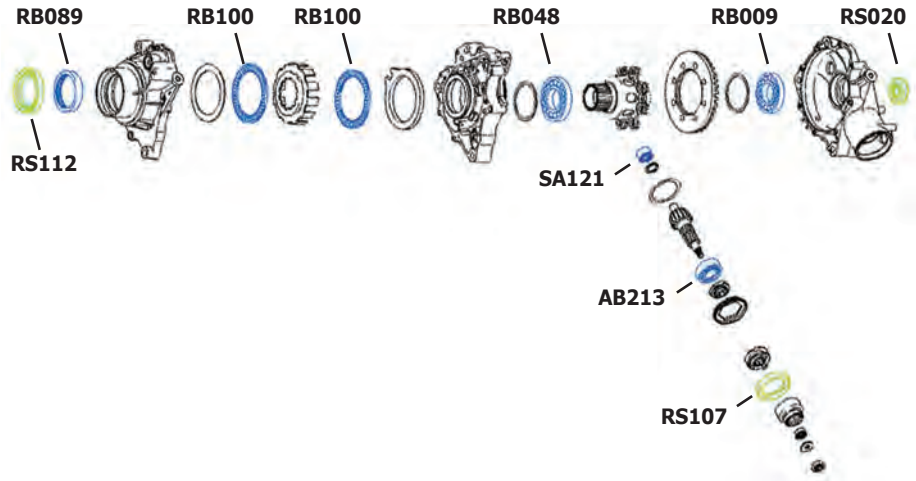
REAR FINAL DRIVE NON-INDEPENDENT SUSPENSION

BEARING	QTY
AB214	1
AB208	1
AB221	1

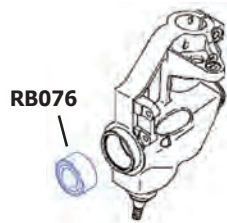
SEAL	QTY
FS109	2
RS018	2

KIT #BK450

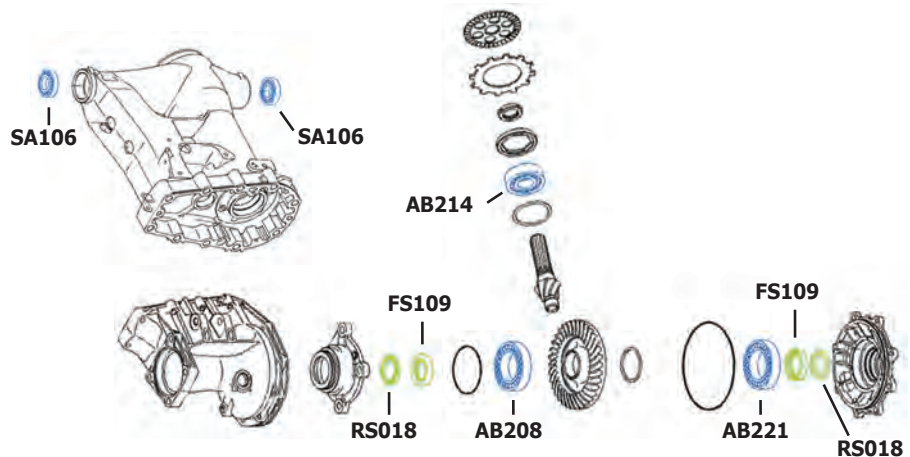
4WD FRONT FINAL DRIVE



4WD FRONT KNUCKLE



REAR FINAL DRIVE - SOLID/STRAIGHT REAR AXLE



Bearings and seals continue on the next page.

Kawasaki: KVF650i Brute Force 06-13, KVF750i Brute Force 05-14

ORDER BY KIT

4WD FRONT FINAL DRIVE	
BEARING	QTY
RB100	2
RB089	1
RB048	1
AB213	1
RB009	1
SA121	1
SEAL	
SEAL	QTY
RS112	1
RS020	1
RS107	1

KIT #BK451

4WD FRONT KNUCKLE	
BEARING	QTY
RB076*	1

*Two (2) required

REAR FINAL DRIVE

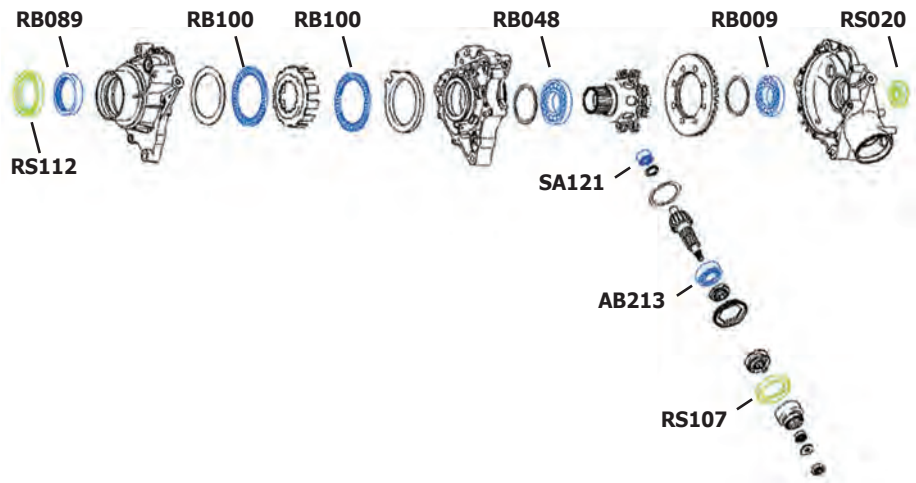
BEARING	QTY
RB002	1
AB201	1
AB214	1
RB037	1
SA135	1
SEAL	
SEAL	QTY
RS127	2
FS065	1

KIT #BK452

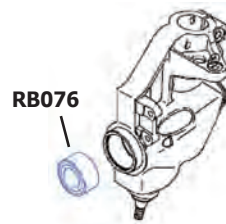
REAR KNUCKLE	
BEARING	QTY
RB075*	1

*Two (2) required

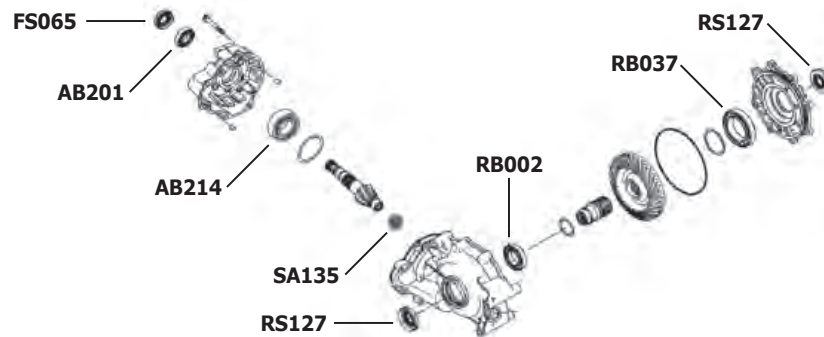
4WD FRONT FINAL DRIVE



4WD FRONT KNUCKLE



REAR FINAL DRIVE



REAR KNUCKLE



Bearings and seals continue on the next page.

- INDEX
- WIDE OPEN PARTS
- TIRES & WHEELS
- BRAKES
- AIR, OIL & FUEL
- BATTERY & ELECTRICAL
- ENGINE
- BEARINGS**
- BUSHINGS
- DRIVELINE
- AXLES
- BELTS
- CONTROLS
- TOOLS & CHEMICALS
- EXHAUST
- ACCESSORIES

Kawasaki: Mule 2010-4010

ORDER BY KIT

FRONT DIFFERENTIAL

BEARING	QTY
RB002	1
RS051	2
FS103	1

KIT #BK1408

FRONT KNUCKLE

BEARING	QTY
AB201	2
FS051	2

KIT #BK1404

You must order two (2) knuckle kits to complete front

REAR GEARCASE

BEARING	QTY
RB002	2
RB008	1
AB202	1
AB205	1
AB211	1
AB212	2
AB209	1
RS065	1

KIT #BK1406

REAR AXLE: OPTION 1

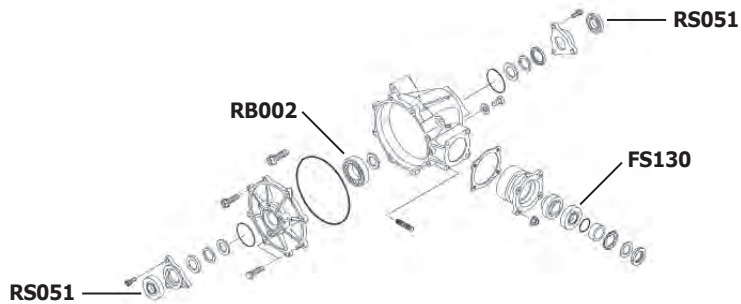
BEARING	QTY
AB205	2

KIT #BK1405

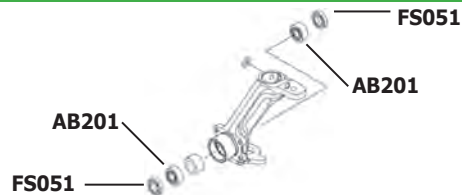
REAR AXLE: OPTION 2

BEARING	QTY
RB075	1

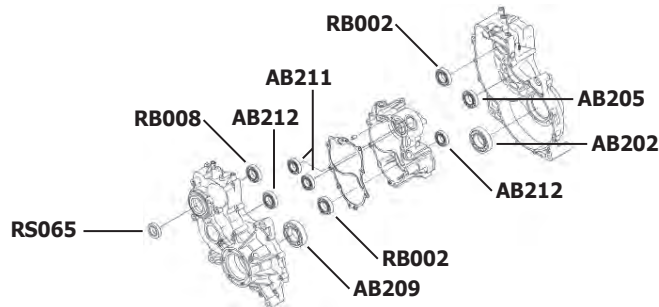
FRONT DIFFERENTIAL



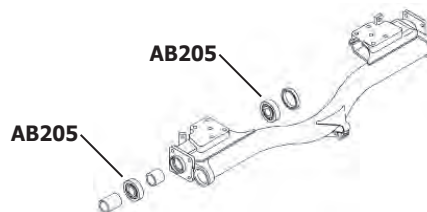
FRONT KNUCKLE



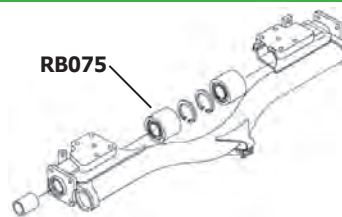
REAR GEARCASE



REAR AXLE OPTION 1: MULE 2010, MULE 2020, MULE 2500, MULE 2510, MULE 2520



REAR AXLE OPTION 2: MULE 3000 06-07, MULE 3010 06-08, MULE 4000 09-12, MULE 4010 09-12



Bearings and seals continue on the next page.



KUBOTA		WHEEL BEARING & SEAL KIT			DIFFERENTIAL BEARING & SEAL KIT		DIFFERENTIAL SEAL KIT ONLY	
RTV400	All	RB085						
RTV500	All	RB085						
RTV900G	All	BK739	BK741	2				
RTV900G6	All	BK739	BK741	2				
RTV900G9	All	BK739	BK741	2				
RTV900R	All	BK739	BK741	2				
RTV900R6	All	BK739	BK741	2				
RTV900R9	All	BK739	BK741	2				
RTV900T	All	BK739	BK741	2				
RTV900T5	All	BK739	BK741	2				
RTV900T6	All	BK739	BK741	2				
RTV900T9	All	BK739	BK741	2				
RTV900W	All	BK739	BK741	2				
RTV900W6	All	BK739	BK741	2				
RTV900W6SE	All	BK739	BK741	2				
RTV900W9	All	BK739	BK741	2				
RTV900W9SE	All	BK739	BK741	2				
RTV-X900G	All	BK739	BK740	2				
RTV-X900R	All	BK739	BK740	2				
RTV-X900W	All	BK739	BK740	2				
RTV1100CR	All	BK739	BK741	2				
RTV1100CR9/CRX S/N 29390	All	BK739	BK741	2				
RTV1100CW	All	BK739	BK741	2				
RTV1100CW9/CWX S/N 29390	All	BK739	BK741	2				
RTV-X1100CR/CW	All	BK739	BK740	2				
RTV-X1120DR/DW	All	BK739	BK740	2				
RTV1140CPX/CPXR S/N 15186	All	BK739	BK741	2				
RTV-X1140R	All	BK739	BK740	2				
RTV-X1140W	All	BK739	BK740	2				

KYMCO		WHEEL BEARING & SEAL KIT			DIFFERENTIAL BEARING & SEAL KIT		DIFFERENTIAL SEAL KIT ONLY	
MODEL	YEAR	FRONT	REAR	[QTY REQ]	FRONT	REAR	FRONT	REAR
50 Maxxer	All	BK404	BK401	1				
50 Mongoose	03-05	BK404	BK405	1				
50 Mongoose 4 Stroke	06-09	BK404	BK405	1				
50 MXer	All	BK210	BK512	1				
50 MXU	All	BK210	BK512	1				
70 Mongoose	06-09	BK404	BK405	1				
90 Mongoose	04-13	BK404	BK405	1				
150 Mongoose	2010	BK210	BK512	1				
150 MXer	04-05	BK210	BK512	1				
150 MXU	05-08	BK210	BK512	1				
250 KXR	All	BK203	BK393	1				
250 Maxxer	All	BK203	BK393	1				
250 Mongoose	04-08	BK203	BK393	1				
250 MXU	04-08	BK203	BK393	1				
300 Maxxer	All	BK203	BK393	1				
300 Mongoose	05-10	BK203	BK393	1				
300 MXU	05-10	BK203						
375 Maxxer	2010	RB055	RB055	2				
375 MXU	09-10	RB055	RB055	2				
375 MXU Utility	2010	RB055	RB055	2				
400 MXU	All	RB055	RB055	2				
450i Maxxer	All	RB055	RB055	2	BK73	BK2050A	SK2051	SK2050
450i MXU	All	RB055	RB055	2	BK73	BK2050A	SK2051	SK2050
500 MXU	07-09	BK28						
500 MXU 2X4	All	RB055						
500 MXU 4X4	All	RB055						
500 MXU IRS	2010		RB055	2				
500i MXU	All	RB055	RB055	2				
500 UXV	2009	BK28		2				
500 UXV	10-11	BK298	BK298	2				
500i UXV	All	BK298	BK298	2				

Bearings and seals continue on the next page.

INDEX

WIDE OPEN PARTS

TIRES & WHEELS

BRAKES

AIR, OIL & FUEL

BATTERY & ELECTRICAL

ENGINE

BEARINGS

BUSHINGS

DRIVELINE

AXLES

BELTS

CONTROLS

TOOLS & CHEMICALS

EXHAUST

ACCESSORIES



BEARINGS & SEALS

ODES		WHEEL BEARING & SEAL KIT			DIFFERENTIAL BEARING & SEAL KIT		DIFFERENTIAL SEAL KIT ONLY	
MODEL	YEAR	FRONT	REAR	[QTY REQ]	FRONT	REAR	FRONT	REAR
800 Dom X 2	All	SB1733A	SB1732A	2				
800 Dom X 4	All	SB1733A	SB1732A	2				
800 2 Door Dominator	All	SB1733A	SB1732A	2				
800 2 Raider Dominator	All	SB1733A	SB1732A	2				
800 4 Door Dominator	All	SB1733A	SB1732A	2				
800 ATV	All	RB055	SB1732A	2				

POLARIS ATV		WHEEL BEARING & SEAL KIT	STRUT BEARING & SEAL KIT	BEARING & SEAL KIT	WHEEL BEARING & SEAL KIT	DIFFERENTIAL BEARING & SEAL KIT		DIFFERENTIAL SEAL KIT ONLY	
MODEL	YEAR	FRONT	FRONT	MIDDLE	REAR [QTY REQ]	FRONT	REAR	FRONT	REAR
50 Outlaw	08-19	BK404			BK149 1				
50 Predator	04-07	BK404			BK149 1				
50 Scrambler	01-03	BK404			BK405 1				
70 Outlaw	2021	BK239							
90 Outlaw	07-16	BK404			BK405 1				
90 Predator	2003	BK404			BK405 1				
90 Predator	04-06	BK404			BK405 1				
90 Scrambler	01-03	BK404			BK405 1				
90 Sportsman	01-03	BK404			BK405 1				
90 Sportsman	04-16	BK404			BK405 1				
110 Outlaw	16-21	BK404			BK405 1				
110 Sportsman	16-21	BK404			BK405 1				
150 Ace	17-21	BK237			BK1778A 1				
150 Ranger	18-21	BK237			BK1778A 1				
170 RZR	09-21	BK170			BK171 1				
200 Phoenix	2005	BK387							
200 Phoenix	06-21	BK387							
200 Sawtooth	06-07	BK387							
250 Big Boss 4x6	89-92	BK250			BK255 1				
250 Big Boss 6x6	91-93	BK253	BK150		BK255 1				
250 Cyclone	1987	BK253			BK255 1				
250 Scrambler	85-86	BK222			BK255 1				
250 Trail Blazer	90-98	BK250			BK255 1				
250 Trail Blazer	99-04	BK250			BK257 1				
250 Trail Blazer	05-06	BK387			BK257 1				
250 Trail Boss	85-87	BK253			BK255 1				
250 Trail Boss	88-89	BK250			BK255 1				
250 Trail Boss 4x4	87-88	BK253	BK379		BK255 1				
250 Trail Boss 4x4	89-90	BK253	BK380		BK255 1				
250 Trail Boss 4x4	91-93	BK253	BK150		BK255 1				
250 Trail Boss 4X4	1995	BK253	BK254		BK255 1				
250 Xplorer 4X4	00-02	BK253	BK254		BK257 1	BK259		SK2054A	
300 2x4	94-95	BK250			BK255 1				
300 4X4	94-95	BK253	BK254		BK255 1				
300 Big Boss 6x6	1994	BK253	BK150		BK255 1				
300 Hawkeye 2x4	06-11	RB085			RB085 2		BK291		SK2090A
300 Hawkeye 4x4	06-07	RB085			RB085 2	BK265	BK291		SK2090A
300 Sportsman 4X4	08-10	RB085			RB085 2	BK265	BK291		SK2090A
300 Xplorer 4x4	96-98	BK253	BK254		BK255 1				
300 Xplorer 4x4	1999	BK253	BK254		BK152 1				

- KEY**
- 1 Two (2) kits are required to complete front wheel bearing and seal kit.
 - 2 One (1) kit is required to complete swing arm bearing and seal kit.
 - 3 Two (2) kits are required to complete front strut bearing and seal kit.
 - 4 One (1) kit is required to complete middle bearing and seal kit.
- ! PLEASE NOTE THE NUMBER OF KITS REQUIRED FOR REAR WHEEL BEARING & SEAL KITS**

Bearings and seals continue on the next page.

BEARINGS & SEALS

POLARIS ATV		WHEEL BEARING & SEAL KIT	STRUT BEARING & SEAL KIT	BEARING & SEAL KIT	WHEEL BEARING & SEAL KIT	DIFFERENTIAL BEARING & SEAL KIT		DIFFERENTIAL SEAL KIT ONLY	
MODEL	YEAR	FRONT	FRONT	MIDDLE	REAR [QTY REQ]	FRONT	REAR	FRONT	REAR
300 Xpress	96-99	BK250			BK255 1				
325 Ace	14-16	RB085			RB096 2	BK2075	BK285	SK2075	SK2085A
325 Hawkeye	2015	RB085			RB096 2		BK287		SK2085A
325 Magnum 2x4	00-01	BK250			BK252 1		BK262		SK2056
325 Magnum 2x4	2002	BK250			RB085 2		BK262		SK2056
325 Magnum 4x4	00-01	BK253	BK254		BK252 1	BK264	BK262	SK2053A	SK2056
325 Magnum 4x4	2002	BK253	BK254		RB085 2	BK264	BK262	SK2053A	SK2056
325 Magnum 4x4 HDS	01-02	RB085			RB085 2	BK268	BK262	SK2053A	SK2056
325 Sportsman ETX	2015	RB085			RB096 2	BK52	BK287	SK2105	SK2085A
325 Trail Boss	00-02	BK250			BK257 1		BK2122A		SK2122A
325 Xpedition	00-01	BK253	BK254		BK252 1	BK264	BK262	SK2053A	SK2056
325 Xpedition	2002	BK253	BK254		RB085 2	BK264	BK262	SK2053A	SK2056
330 ATP 4X4	04-05	RB085			RB085 2	BK261		SK2059	
330 Magnum 2x4	03-05	BK250			RB085 2		BK263		SK2057A
330 Magnum 4x4	03-05	RB085			RB085 1	BK261	BK263	SK2059	SK2057A
330 Trail Blazer	08-09	BK387			BK257 1		BK2122A		SK2122A
330 Trail Blazer	10-13	RB085			BK257 1		BK2122A		SK2122A
330 Trail Boss	03-04	BK250			BK257 1		BK2122A		SK2122A
330 Trail Boss	05-09	BK387			BK257 1		BK2122A		SK2122A
330 Trail Boss	10-13	RB085			BK257 1		BK2122A		SK2122A
335 Sportsman Type 1 (Before 9/98) (See Pg. 499)	1999	BK253	BK254		RB096 2	BK260	BK291		
335 Sportsman Type 2 (After 9/98) (See Pg. 500)	99-00	BK253	BK254		RB096 2	BK259	BK291	SK2129A	SK2128A
335 Worker Type 1 (Before 9/98) (See Pg. 500)	1999	BK253	BK254		RB096 2	BK260	BK291		
335 Worker Type 2 (After 9/98) (See Pg. 500)	1999	BK253	BK254		RB096 2	BK259	BK291		
350L Trail Boss 2x4	90-92	BK250			BK255 1				
350L Trail Boss 4x4	90-92	BK253	BK150		BK255 1				
350L 2x4	1993	BK250			BK255 1				
350L 4x4	1993	BK253	BK150		BK255 1				
350L Big Boss 6x6	1993	BK253	BK150		BK255 1				
350 Sportsman 4x4	1993	BK253	BK150		BK255 1				
400L 2x4	94-95	BK250			BK255 1				
400L 4x4	1994	BK253	BK150		BK255 1				
400L Big Boss 6x6	1994	BK253	BK150		BK255 1				
400L Big Boss 6x6	1995	BK253			BK255 1				
400L Big Boss 6x6	96-97	BK253	BK254		BK255 1				
400L Magnum 6x6	96-97	BK253	BK254		BK255 1				
400 Hawkeye HO 2x4	2011	RB085			RB085 2		BK2087A		SK2087A
400 Hawkeye HO 2x4	12-14	RB085			RB096 2		BK2087A		SK2087A
400 Scrambler 2x4	00-02	BK250			BK257 1		BK2122A		SK2122A
400 Scrambler 4x4	95-97	BK253	BK254		BK255 1				
400 Scrambler 4x4	98-99	BK253	BK254		BK257 1				
400 Scrambler 4x4	00-02	BK253	BK254		BK257 1				SK2092A
400 Sport	94-98	BK250			BK255 1				
400 Sport	1999	BK250			BK257 1				
400 Sportsman 4x4	1994	BK253	BK150		BK255 1				
400 Sportsman 4x4	95-97	BK253	BK254		BK255 1				
400 Sportsman 4x4 (See Pg. 500)	01-03	BK253	BK254		RB096 2	BK259	BK291	SK2054A	SK2128A
400 Sportsman 4x4 AA AE AG (See Pg. 500)	2004	BK253	BK254		RB096 2	BK259	BK291	SK2054A	SK2128A
400 Sportsman 4X4 AQ-AV	2004	RB085			RB096 2	BK261	BK289	SK2059	SK2089A
400 Sportsman 4X4	2005	RB085			RB096 2	BK261	BK289	SK2059	SK2089A
400 Sportsman HO 4x4	08-10	RB085			RB085 2	BK265	BK291	SK2065	SK2090A
400 Sportsman HO 4x4	11-12	RB085			RB096 2	BK265	BK287	SK2065	SK2087A
400 Sportsman HO 4x4	13-14	RB085			RB096 2	BK515	BK287	SK2105	SK2087A

- INDEX
- WIDE OPEN PARTS
- TIRES & WHEELS
- BRAKES
- AIR, OIL & FUEL
- BATTERY & ELECTRICAL
- ENGINE
- BEARINGS**
- BUSHINGS
- DRIVELINE
- AXLES
- BELTS
- CONTROLS
- TOOLS & CHEMICALS
- EXHAUST
- ACCESSORIES

Bearings and seals continue on the next page.

BEARINGS & SEALS

POLARIS ATV		WHEEL BEARING & SEAL KIT	STRUT BEARING & SEAL KIT	BEARING & SEAL KIT	WHEEL BEARING & SEAL KIT	DIFFERENTIAL BEARING & SEAL KIT		DIFFERENTIAL SEAL KIT ONLY	
MODEL	YEAR	FRONT ¹	FRONT ²	MIDDLE ³	REAR [QTYREQ]	FRONT	REAR	FRONT	REAR
400 Trail Blazer	2003	BK250			BK257 1		BK2122A		SK2112
400L Xplorer 4x4	95-98	BK253	BK254		BK255 1				
400L Xplorer 4x4	99-02	BK253	BK254		BK257 1	BK259		SK2054A	
400L Xpress 2x4	96-97	BK250			BK255 1				
425 Magnum 2x4	95-98	BK250			BK255 1				
425 Magnum 4x4	95-98	BK253	BK254		BK255 1				
425 Xpedition	00-01	BK253	BK254		BK252 1	BK264	BK262	SK2053A	SK2056
425 Xpedition	2002	BK253	BK254		RB085 2	BK264	BK262	SK2053A	SK2056
450 Outlaw	08-10	BK387			BK386 1				
450 Sportsman	2006	RB085			RB096 2	BK261	BK289	SK2059	SK2089A
450 Sportsman	2007	RB085			RB096 2	BK265	BK289	SK2065	SK2089A
450 Sportsman HO	16-21	RB085			RB096 2	BK515	BK287	SK2105	SK2085A
500 Ace	17-19	RB085			RB096 2	BK2075	SK2112	SK2075	SK2112
500 ATP 4X4	04-05	RB085			RB085 2	BK261		SK2059	
500 ATV Pro	2002	RB085			RB085 2	BK268	BK262	SK2058A	SK2056
500 Big Boss 6x6	98-99	BK253	BK254		BK255 1				
500 Big Boss 6x6	00-03	BK253	BK254	BK255	BK257 1	BK259		SK2054A	
500 Magnum 2x4 HDS	2002	BK250			RB085 2		BK262		SK2056
500 Magnum 4x4	99-01	BK253	BK254		BK252 1	BK264	BK262	SK2053A	SK2056
500 Magnum 4x4	2002	RB085			RB085 2	BK261	BK262	SK2059	SK2056
500 Magnum 4x4 HDS	01-02	RB085			RB085 2	BK268	BK262	SK2058A	SK2056
500 Magnum 4x4 HDS	2003	RB085			RB085 2	BK268	BK263	SK2058A	SK2057A
500 Outlaw	06-07	BK387			RB085 2				
500 Predator	2003	BK387			BK388 1				
500 Predator	04-07	BK387			BK386 1				
500 Scrambler 2x4	00-02	BK250			BK257 1				
500 Scrambler 2x4	2008	BK387			BK257 1				
500 Scrambler 4x4	1997	BK253	BK254		BK255 1		BK271		
500 Scrambler 4x4	1998	BK253	BK254		BK257 1	BK260			
500 Scrambler 4x4	99-00	BK253	BK254		BK257 1	BK259		SK2054A	
500 Scrambler 4x4	01-09	BK253	BK254		BK257 1	BK259	BK271	SK2054A	SK2092A
500 Scrambler 4x4	10-12	RB085			BK257 1	BK265	BK271	SK2065	SK2092A
500 Sportsman 4x4	96-98	BK253	BK254		RB096 2				
500 Sportsman 4x4 (After 09/98)	1999	BK253	BK254		RB096 2	BK259		SK2054A	
500 Sportsman 4x4	2000	BK253	BK254		RB096 2	BK259	BK2129A	SK2054A	SK2129A
500 Sportsman 4x4 HO (See Pg. 500)	01-03	BK253	BK254		RB096 2	BK259	BK2128A	SK2054A	SK2128A
500 Sportsman 4x4 HO AA- AC- AE- AG	2004	BK253	BK254		RB096 2	BK259	BK289	SK2054A	SK2089A
500 Sportsman 4x4 HO AO - AX	2004	RB085			RB096 2	BK261	BK289	SK2059	SK2089A
500 Sportsman 4x4 HO	05-06	RB085			RB096 2	BK261	BK289	SK2059	SK2089A
500 Sportsman 4x4 HO	07-10	RB085			RB096 2	BK265	BK289	SK2065	SK2089A
500 Sportsman 4x4 HO	11-12	RB085			RB096 2	BK265	BK287	SK2065	SK2087A
500 Sportsman 4x4 HO	2013	RB085			RB096 2	BK515	BK287	SK2105	SK2087A
500 Sportsman X2	06-07	RB085			RB096 2	BK265	BK2131A	SK2065	SK2085A
500 Sportsman X2	08-09	RB085			RB096 2	BK265	BK284	SK2065	SK2085A
500 Sportsman 6x6	00-08	BK253	BK254	BK257	BK257 1	BK259		SK2054A	
500 Worker Type 1 (Before 9/98) (See Pg. 500)	1999	BK253	BK254		RB096 2	BK260			
500 Worker Type 2 (After 9/98) (See Pg. 500)	99-02	BK253	BK254		RB096 2	BK259		SK2054A	

- KEY**
- 1 Two (2) kits are required to complete front wheel bearing and seal kit.
 - 2 One (1) kit is required to complete swing arm bearing and seal kit.
 - 3 Two (2) kits are required to complete front strut bearing and seal kit.
 - 4 One (1) kit is required to complete middle bearing and seal kit.
- ! PLEASE NOTE THE NUMBER OF KITS REQUIRED FOR REAR WHEEL BEARING & SEAL KITS**

Bearings and seals continue on the next page.

BEARINGS & SEALS

POLARIS ATV		WHEEL BEARING & SEAL KIT	STRUT BEARING & SEAL KIT	BEARING & SEAL KIT	WHEEL BEARING & SEAL KIT	DIFFERENTIAL BEARING & SEAL KIT		DIFFERENTIAL SEAL KIT ONLY	
MODEL	YEAR	FRONT	FRONT	MIDDLE	REAR [QTY/REQ]	FRONT	REAR	FRONT	REAR
500 Xplorer (See Pg. 499)	1997	BK253	BK254		RB096 2	BK260			
525 Outlaw IRS	07-11	BK387			RB085 2				
525 Outlaw SRA	08-10	BK387			BK386 1				
550 Sportsman (Before 12/1/08) (See Pg. 501)	2009	RB113			RB113 2	BK551 BK281		SK2076	SK2080
550 Sportsman (After 12/1/08) (See Pg. 501)	09-14	RB113			RB113 2	BK551 BK280		SK2076	SK2080
570 Ace	15-17	RB085			RB096 2	BK2075 BK285		SK2075	SK2085A
570 Ace	18-19	RB113			RB096 2	BK2075 BK2112		SK2075	SK2112
570 Sportsman EFI	2014	RB085			RB096 2	BK515 BK287		SK2105	SK2087A
570 Sportsman EFI	15-21	RB085			RB096 2	BK515 BK287		SK2105	SK2085A
570 Sportsman HD	14-15	RB085			RB096 2	BK515 BK287		SK2105	SK2085A
570 Sportsman SP	15-21	RB085			RB096 2	BK515 BK287		SK2105	SK2085A
570 Sportsman X2	15-21	RB085			RB096 2	BK515 BK287		SK2105	SK2085A
570 Sportsman 6X6	17-21	RB085			RB096 2	BK515		SK2105	
600 Sportsman (See Pg. 502)	03-04	RB085			RB096 2	BK261 BK262		SK2059	SK2056
600 Sportsman (See Pg. 502)	2005	RB085			RB096 2	BK261 BK263		SK2059	SK2057A
700 Sportsman (See Pg. 502)	02-04	RB085			RB096 2	BK261 BK262		SK2059	SK2056
700 Sportsman / EFI (See Pg. 502)	05-06	RB085			RB096 2	BK261 BK263		SK2059	SK2057A
700 Sportsman / EFI (See Pg. 503)	2007	RB085			RB096 2	BK265 BK263		SK2065	SK2057A
700 Sportsman X2 EFI	2008	RB085			RB096 2	BK265 BK284		SK2065	SK2085A
800 Sportsman (See Pg. 502)	05-06	RB085			RB096 2	BK261 BK263		SK2059	SK2057A
800 Sportsman (Before 1/31/08) (See Pg. 503)	07-08	RB085			RB096 2	BK265 BK263		SK2065	SK2057A
800 Sportsman (After 1/31/08)	08-10	RB085			RB096 2	BK265 BK296		SK2065	
800 Sportsman	11-14	RB085			RB096 2	BK265 BK287		SK2065	SK2087A
800 Sportsman HO (Before 1/31/08)	2008	RB085			RB096 2	BK265 BK263		SK2065	SK2057A
800 Sportsman HO (After 2/1/08)	08-09	RB085			RB096 2	BK265 BK296		SK2065	
800 Sportsman Touring /X2	08-09	RB085			RB096 2	BK265 BK284		SK2065	SK2085A
800 Sportsman 6x6	09-14	RB085		RB096	RB096 2	BK265 BK296		SK2065	
850 Scrambler	13-21	RB113			RB113 2	BK551 BK280		SK2076	SK2080
850 Sportsman XP (Before 12/1/08) (See Pg. 501)	2009	RB113			RB113 2	BK551 BK281		SK2076	SK2080
850 Sportsman XP (After 12/2/08)	2009	RB113			RB113 2	BK551 BK280		SK2076	SK2080
850 Sportsman XP	10-15	RB113			RB113 2	BK551 BK280		SK2076	SK2080
850 Sportsman / SP	15-21	RB113			RB113 2	BK551 BK280		SK2076	SK2080
850 Sportsman High Lifter	16-17	RB113			RB113 2	BK2077 BK280			SK2080
850 Sportsman High Lifter	18-21	RB113			RB113 2	BK551 BK280		SK2076	SK2080
900 Ace	2016	RB085			RB096 2	BK2075 BK285		SK2075	SK2085A
900 Ace	17-19	RB113			RB096 2	BK2075 BK2112		SK2075	SK2112
1000 Scrambler	14-18	RB113			RB113 2	BK551 BK280		SK2076	SK2080
1000 Scrambler S	20-21	RB113			RB113 2	BK2075		SK2075	
1000 Sportsman	15-21	RB113			RB113 2	BK551 BK280		SK2076	SK2080
1000 Sportsman S	20-21	RB113			RB113 2				
1000 Sportsman High Lifter	2016	RB113			RB113 2	BK551 BK280		SK2076	SK2080
1000 Sportsman High Lifter	2017	RB113			RB113 2	BK2077 BK280			SK2080
1000 Sportsman High Lifter	18-21	RB113			RB113 2	BK551 BK280		SK2076	SK2080

- INDEX
- WIDE OPEN PARTS
- TIRES & WHEELS
- BRAKES
- AIR, OIL & FUEL
- BATTERY & ELECTRICAL
- ENGINE
- BEARINGS**
- BUSHINGS
- DRIVELINE
- AXLES
- BELTS
- CONTROLS
- TOOLS & CHEMICALS
- EXHAUST
- ACCESSORIES

Bearings and seals continue on the next page.



INDEX

WIDE OPEN PARTS

TIRES & WHEELS

BRAKES

AIR, OIL & FUEL

BATTERY & ELECTRICAL

ENGINE

BEARINGS

BUSHINGS

DRIVELINE

AXLES

BELTS

CONTROLS

TOOLS & CHEMICALS

EXHAUST

ACCESSORIES



POLARIS UTV		WHEEL BEARING & SEAL KIT	STRUT BEARING & SEAL KIT	BEARING & SEAL KIT	WHEEL BEARING & SEAL KIT	DIFFERENTIAL BEARING & SEAL KIT		DIFFERENTIAL SEAL KIT ONLY	
MODEL	YEAR	FRONT	FRONT ¹	MIDDLE ²	REAR [QTYREQ]	FRONT	REAR	FRONT	REAR
LSV Electric 4X4	11-12	RB085			RB096 2	BK261		SK2059	
Ranger EV Electric 4X4	10-20	RB085			RB096 2	BK261		SK2059	
150 Ranger	18-21	BK237			BK1778A 1				
170 RZR	09-21	BK170			BK171 1				
325 Ranger ETX	2015	RB085			RB096 2	BK551	BK285	SK2076	SK2085A
325 Ranger ETX	2016	RB085			RB096 2	BK2075	BK285	SK2075	SK2085A
400 Ranger 4x4	10-14	RB085			RB096 2	BK265	BK284	SK2065	SK2085A
500 Ranger ETX	2017	RB085			RB096 2	BK2075	BK285	SK2075	SK2085A
500 Ranger Series 10/11 4x4/6x6 (See Pg. 504)	02-03	RB085		RB096	RB096 2	BK261	BK292	SK2059	
500 Ranger 2X4 (Before 1/15/07)	05-07	RB085		RB096	RB096 2		BK283		SK2088A
500 Ranger 2X4 (After 1/15/07)	07-09	RB085			RB096 2		BK282		SK2088A
500 Ranger 2X4	17-18	RB085			RB096 2		BK2124A		SK2085A
500 Ranger 2X4	19-21	RB085			RB096 2		BK285		SK2085A
500 Ranger 4X4	1999	BK253	BK254						
500 Ranger 4X4 (See Pg. 504)	2004	RB085			RB096 2	BK261	BK292	SK2059	
500 Ranger 4X4 (Before 1/15/07) (See Pg. 505)	05-07	RB085			RB096 2	BK261	BK283	SK2059	SK2088A
500 Ranger 4X4 (After 1/15/07) (See Pg. 506)	07-08	RB085			RB096 2	BK261	BK282	SK2059	SK2088A
500 Ranger 4X4 (See Pg. 507)	2009	RB113			RB096 2	BK265	BK282	SK2065	SK2088A
500 Ranger 4X4	2010	RB113			RB096 2	BK265	BK284	SK2065	
500 Ranger 4X4 (See Pg. 508)	11-13	RB085			RB096 2	BK265	BK284	SK2065	
500 Ranger 4x4 Crew (See Pg. 508)	11-13	RB085			RB096 2	BK265	BK284		
500 Ranger 4X4	19-20	RB085			RB096 2	BK2075A	BK285	SK2075	SK2085A
500 Ranger 6X6	02-03	BK253				BK261		SK2059	
500 Ranger 6X6 (See Pg. 504)	2004	RB085		RB096	RB096 2	BK261		SK2059	
500 Ranger 6x6 (See Pg. 504)	2005	RB085		RB096	RB096 2	BK261	BK283	SK2059	SK2088A
570 Ranger Midsize	14-15	RB085			RB096 2	BK551	BK2124A	SK2076	SK2085A
570 Ranger Midsize	16-18	RB085			RB096 2	BK2075	BK2124A	SK2075	SK2085A
570 Ranger Midsize	19-21	RB085			RB096 2	BK2075	BK285	SK2075	SK2085A
570 Ranger Midsize Crew	14-15	RB085			RB096 2	BK551	BK2124A	SK2076	SK2085A
570 Ranger Midsize Crew	16-18	RB085			RB096 2	BK2075	BK2124A	SK2075	SK2085A
570 Ranger Midsize Crew	19-21	RB085			RB096 2	BK2075	BK285	SK2075	SK2085A
570 Ranger Full Size	15-16	RB113			RB096 2	BK2075	BK2124A	SK2075	SK2085A
570 Ranger Full Size	17-18	RB085			RB096 2	BK2075	BK2124A	SK2075	SK2085A
570 Ranger Full Size	19-21	RB085			RB096 2	BK2075	BK285	SK2075	SK2085A
570 Ranger Full Size Crew	15-16	RB113			RB096 2	BK2075	BK2124A	SK2075	SK2085A
570 Ranger Full Size With Strut	2016	RB085			RB096 2	BK2075	BK285	SK2075	SK2085A
570 Ranger HD	2019	RB085			RB096 2	BK2075	BK285	SK2075	SK2085A
570 Ranger XP	2016	RB113			RB096 2	BK2075	BK2124A	SK2075	SK2085A
570-6 Ranger Full Size Crew	2016	RB113			RB096 2	BK2075	BK2124A	SK2075	SK2085A
570-6 Ranger Full Size Crew	17-18	RB085			RB096 2	BK2075	BK2124A	SK2075	SK2085A
570-6 Ranger Full Size Crew	19-21	RB085			RB096 2	BK2075	BK285	SK2075	SK2085A
570 RZR	2012	RB113			RB096 2	BK2075	BK285	SK2075	SK2085A
570 RZR	13-15	RB113			RB096 2	BK2075	BK2126A	SK2075	SK2085A
570 RZR	16-17	RB113			RB096 2	BK2075	BK2126A	SK2075	SK2126A
570 RZR	2018	RB113			RB096 2	BK2075	BK285	SK2075	SK2085A

KEY

- 1 Two (2) kits are required to complete front wheel bearing and seal kit.
 - 2 One (1) kit is required to complete swing arm bearing and seal kit.
 - 3 Two (2) kits are required to complete front strut bearing and seal kit.
 - 4 One (1) kit is required to complete middle bearing and seal kit.
- ! PLEASE NOTE THE NUMBER OF KITS REQUIRED FOR REAR WHEEL BEARING & SEAL KITS

Bearings and seals continue on the next page.

POLARIS UTV		WHEEL BEARING & SEAL KIT	STRUT BEARING & SEAL KIT	BEARING & SEAL KIT	WHEEL BEARING & SEAL KIT	DIFFERENTIAL BEARING & SEAL KIT		DIFFERENTIAL SEAL KIT ONLY	
MODEL	YEAR	FRONT	FRONT	MIDDLE	REAR [QTYREQ]	FRONT	REAR	FRONT	REAR
570 RZR	19-20	RB113			RB096 2	BK2075	BK2126A	SK2075	SK2126A
570 RZR S	2017	RB113			RB096 2	BK2075	BK285	SK2075	SK2085A
700 Ranger (Before 1/15/07) (See Pg. 505)	05-07	RB085			RB096 2	BK261	BK283	SK2059	SK2088A
700 Ranger (After 1/15/07) (See Pg. 506)	07-08	RB085			RB096 2	BK261	BK282	SK2059	SK2088A
700 Ranger (See Pg. 507)	2009	RB113			RB096 2	BK265	BK282		SK2088A
700 Ranger Crew (See Pg. 506)	08-09	RB085			RB096 2	BK261	BK282	SK2059	SK2088A
700 Ranger 6x6 (See Pg. 504)	06-09	RB085		RB096	RB096 2	BK261	BK292	SK2059	
800 Ranger (See Pg. 508)	10-14	RB113			RB096 2	BK265	BK284	SK2065	SK2085A
800 Ranger Crew (See Pg. 508)	10-14	RB113			RB096 2	BK265	BK284	SK2065	SK2085A
800 Ranger (Midsized)	13-14	RB085			RB096 2	BK265	BK284	SK2065	SK2085A
800 Ranger 6X6	10-14	RB113		RB096	RB096 2	BK265	BK282	SK2065	SK2088A
800 Ranger 6X6	15-16	RB113		RB096	RB096 2	BK515		SK2105	
800 RZR (See Pg. 509)	08-09	RB120			RB096 2	BK2077	BK800		SK2088A
800 RZR (Before 12/31/09) (See Pg. 509)	2010	RB120			RB096 2	BK2077	BK800		SK2088A
800 RZR (After 1/01/10) (See Pg. 509)	2010	RB113			RB096 2	BK2077	BK800		SK2088A
800 RZR	11-14	RB113			RB096 2	BK2075	BK800	SK2075	SK2088A
800 RZR 4	2010	RB113			RB096 2	BK2077	BK800		SK2088A
800 RZR 4	11-14	RB113			RB096 2	BK2075	BK800	SK2075	SK2088A
800 RZR S	2009	RB120			RB096 2	BK2077	BK800		SK2088A
800 RZR S (Before 3/21/10)	2010	RB120			RB096 2	BK2077	BK800		SK2088A
800 RZR S (After 3/22/10)	2010	RB113			RB096 2	BK2077	BK800		SK2088A
800 RZR S	11-14	RB113			RB096 2	BK2075	BK800	SK2075	SK2088A
900 Brutus Diesel HD	13-15	RB113			RB096 2	BK2075	BK2127A	SK2075	SK2127A
900 Ranger XP	13-18	RB113			RB096 2	BK2075	BK2124A	SK2075	SK2085A
900 Ranger XP	2019	RB113			RB096 2	BK2075	BK285	SK2075	SK2085A
900 Ranger XP Crew	14-18	RB113			RB096 2	BK2075	BK2124A	SK2075	SK2085A
900 Ranger XP Crew	2019	RB113			RB096 2	BK2075	BK285	SK2075	SK2085A
900 Ranger 4x4 Diesel	11-14	RB113			RB096 2	BK2075	BK282	SK2075	SK2088A
900 Ranger 4X4 Diesel Crew	12-14	RB113			RB096 2	BK2075	BK282	SK2075	SK2088A
900 RZR (See Pg. 510)	11-14	RB113			RB113 2	BK2075	BK285	SK2075	SK2085A
900 RZR	2015	RB113			RB113 2	BK2075	BK2124A	SK2075	SK2085A
900 RZR	16-17	RB113			RB113 2	BK2075	BK2126A	SK2075	SK2112
900 RZR	18-20	RB113			RB113 2	BK2075	BK2112	SK2075	SK2112
900 RZR 4 (See Pg. 510)	12-14	RB113			RB113 2	BK2075	BK285	SK2075	SK2085A
900 RZR 4	2015	RB113			RB113 2	BK2075	BK285	SK2075	SK2085A
900 RZR 4	2016	RB113			RB113 2	BK2075	BK2112	SK2075	SK2112
900 RZR 4	2017	RB113			RB113 2	BK2108	BK2112	SK2108A	SK2112
900 RZR 4	2018	RB113			RB113 2	BK2116	BK2112	SK2108A	SK2112
900 RZR S	2015	RB113			RB113 2	BK2075	BK285	SK2075	SK2085A
900 RZR S	16-20	RB113			RB113 2	BK2075	BK2112	SK2075	SK2112
925 RZR Turbo XP	2016	RB113			RB113 2	BK2108	BK2113A	SK2108A	SK2113A
925 RZR Turbo XP	17-20	RB113			RB113 2	BK2116	BK2113A	SK2108A	SK2113A
925 RZR Turbo XP 4	2016	RB113			RB113 2	BK2108	BK2113A	SK2108A	SK2113A
925 RZR Turbo XP 4	17-20	RB113			RB113 2	BK2116	BK2113A	SK2108A	SK2113A
925 RZR Turbo S	18-20	RB113			RB113 2	BK2115	BK2113A	SK2115A	SK2113A
925 RZR Turbo S4	18-20	RB113			RB113 2	BK2115	BK2113A	SK2115A	SK2113A
925 RZR Pro XP	2020	RB113			RB113 2	BK2115		SK2115A	
925 RZR Pro XP 4	2020	RB113			RB113 2	BK2115		SK2115A	
1000 General	2016	RB113			RB113 2	BK2075	BK2112	SK2075	SK2112
1000 General	2017	RB113			RB113 2	BK2075	BK2126A	SK2075	SK2112
1000 General	2018	RB113			RB113 2	BK2116	BK2126A	SK2108A	SK2112
1000 General	19-21	RB113			RB113 2	BK2116	BK2112	SK2108A	SK2112

INDEX

WIDE OPEN PARTS

TIRES & WHEELS

BRAKES

AIR, OIL & FUEL

BATTERY & ELECTRICAL

ENGINE

BEARINGS

BUSHINGS

DRIVELINE

AXLES

BELTS

CONTROLS

TOOLS & CHEMICALS

EXHAUST

ACCESSORIES

Bearings and seals continue on the next page.

FAX: 1-866-272-3613 • PHONE: 1-800-367-9603

497



- INDEX
- WIDE OPEN PARTS
- TIRES & WHEELS
- BRAKES
- AIR, OIL & FUEL
- BATTERY & ELECTRICAL
- ENGINE
- BEARINGS
- BUSHINGS
- DRIVELINE
- AXLES
- BELTS
- CONTROLS
- TOOLS & CHEMICALS
- EXHAUST
- ACCESSORIES

POLARIS UTV		WHEEL BEARING & SEAL KIT	STRUT BEARING & SEAL KIT	BEARING & SEAL KIT	WHEEL BEARING & SEAL KIT	DIFFERENTIAL BEARING & SEAL KIT		DIFFERENTIAL SEAL KIT ONLY	
MODEL	YEAR	FRONT	FRONT ¹	MIDDLE ²	REAR [QTYREQ]	FRONT	REAR	FRONT	REAR
1000 General 4	17-18	RB113			RB113 2	BK2116	BK2126A	SK2108A	SK2112
1000 General 4	19-21	RB113			RB113 2	BK2116	BK2112	SK2108A	SK2112
1000 Ranger EPS	18-19	RB113			RB096 2	BK2075	BK2114A	SK2075	SK2114A
1000 Ranger EPS	2020	RB113			RB096 2	BK2075		SK2075	
1000 Ranger EPS Crew	2020	RB113			RB096 2	BK2075		SK2075	SK2114A
1000 Ranger EPS Full Size	2020	RB113			RB096 2	BK2075		SK2075	SK2114A
1000 Ranger EPS Full Size Crew	2020	RB113			RB096 2	BK2075	BK2112	SK2075	SK2112
1000 Ranger EPS HD MD	2019	RB113			RB096 2	BK2075	BK2132A	SK2075	SK2130A
1000 Ranger XP	2017	RB113			RB096 2	BK2075	BK2126A	SK2075	SK2112
1000 Ranger XP Crew	2017	RB113			RB096 2	BK2075	BK2126A	SK2075	SK2112
1000 Ranger XP EPS	2017	RB113			RB096 2	BK2075	BK2126A	SK2075	SK2112
1000 Ranger XP EPS	2020	RB113			RB096 2	BK2075	BK2114A	SK2075	SK2114A
1000 Ranger XP EPS Crew	2017	RB113			RB096 2	BK2075	BK2126A	SK2075	SK2112
1000 Ranger XP EPS Crew	2019	RB113			RB096 2	BK2075	BK2114A	SK2075	SK2114A
1000 Ranger XP EPS Crew	2020	RB113			RB096 2	BK2075	BK2114A	SK2075	SK2114A
1000 Ranger XP EPS Mud	2020	RB113			RB096 2	BK2116	BK2114A	SK2108A	SK2114A
1000 Ranger XP EPS Mud Crew	2019	RB113			RB096 2	BK2116		SK2108A	
1000 Ranger XP EPS Mud Crew	2020	RB113			RB096 2	BK2116		SK2108A	SK2114A
1000 Ranger XP NSTR	2017	RB113			RB096 2	BK2075	BK2126A	SK2075	SK2112
1000 Ranger XP NSTR Crew	2017	RB113			RB096 2	BK2075	BK2126A	SK2075	SK2112
1000 Ranger XP NSTR EPS	2020	RB113			RB096 2	BK2075	BK2114A	SK2075	SK2114A
1000 Ranger XP NSTR EPS Crew	18-20	RB113			RB096 2	BK2075	BK2114A	SK2075	SK2114A
1000 Ranger XP High Lifter	2017	RB113			RB096 2	BK2116	BK2112	SK2108A	SK2112
1000 Ranger XP High Lifter Crew	2017	RB113			RB096 2	BK2116	BK2112	SK2108A	SK2112
1000 Ranger XP Hunter	2017	RB113			RB096 2	BK2075	BK2126A	SK2075	SK2112
1000 Ranger XP Hunter Crew	2017	RB113			RB096 2	BK2075	BK2126A	SK2075	SK2112
1000 Ranger XP Ranch	2017	RB113			RB096 2	BK2116	BK2126A	SK2108A	SK2112
1000 Ranger Diesel	2015	RB113			RB096 2	BK2075	BK2124A	SK2075	SK2085A
1000 Ranger Diesel	16-17	RB113			RB096 2	BK2075	BK2124A	SK2075	SK2124A
1000 Ranger Diesel	2018	RB113			RB096 2	BK2075	BK2124A	SK2075	SK2085A
1000 Ranger Diesel Crew	15-18	RB113			RB096 2	BK2075	BK2124A	SK2075	SK2085A
1000 RZR RS1	18-20	RB113			RB113 2	BK2115	BK2113A	SK2115A	SK2113A
1000 RZR XP	14-16	RB113			RB113 2	BK2075	BK2112	SK2075	SK2112
1000 RZR XP	2017	RB113			RB113 2	BK2108	BK2112	SK2108A	SK2112
1000 RZR XP	18-21	RB113			RB113 2	BK2116	BK2112	SK2108A	SK2112
1000 RZR 4	14-16	RB113			RB113 2	BK2075	BK2112	SK2075	SK2112
1000 RZR 4 (Before 10/3/16)	2017	RB113			RB113 2	BK2108	BK2112	SK2108A	SK2112
1000 RZR 4 (After 10/3/16)	17-21	RB113			RB113 2	BK2116	BK2112	SK2108A	SK2112
1000 RZR S	2016	RB113			RB113 2	BK2075	BK2112	SK2075	SK2112
1000 RZR S	17-21	RB113			RB113 2	BK2116	BK2112	SK2108A	SK2112
1000 RZR S4	19-20	RB113			RB113 2	BK2116	BK2112	SK2108A	SK2112
1000 RZR High Lifter	2016	RB113			RB113 2	BK2075	BK2112	SK2075	SK2112
1000 RZR High Lifter (Before 10/3/16)		RB113			RB113 2	BK2108	BK2112	SK2108A	SK2112
1000 RZR High Lifter (After 10/3/16)	17-21	RB113			RB113 2	BK2116	BK2112	SK2108A	SK2112
1000 RZR 4 High Lifter (Before 10/3/16)	2017	RB113			RB113 2	BK2108	BK2112	SK2108A	SK2112
1000 RZR 4 High Lifter (After 10/3/16)	17-21	RB113			RB113 2	BK2116	BK2112	SK2108A	SK2112

- KEY**
- 1 Two (2) kits are required to complete front wheel bearing and seal kit.
 - 2 One (1) kit is required to complete swing arm bearing and seal kit.
 - 3 Two (2) kits are required to complete front strut bearing and seal kit.
 - 4 One (1) kit is required to complete middle bearing and seal kit.
- ! PLEASE NOTE THE NUMBER OF KITS REQUIRED FOR REAR WHEEL BEARING & SEAL KITS**

Bearings and seals continue on the next page.



Polaris: Sportsman 335 '99 (Type 1), Sportsman 500 '99 (Type 1), Xplorer 500 '97

ORDER BY KIT

FRONT DIFFERENTIAL

BEARING	QTY
AB205	1
AB207	1
AB213	1
SA128	1
SEAL	QTY
FS062	2
FS064	1

FRONT WHEEL

BEARING	QTY
RB017	2

SEAL	QTY
FS045	1
RS086	1

KIT #BK260

FRONT STRUT

BEARING	QTY
RB018	2

SEAL	QTY
RS085	1

KIT #BK253

REAR DIFFERENTIAL

BEARING	QTY
AB201	1
AB204	3
AB205	1
AB202	1
AB213	2
RB002	1

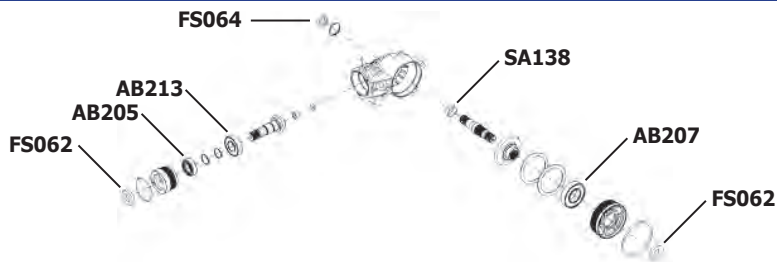
SEAL	QTY
FS062	2
RS088	2

KIT #BK254

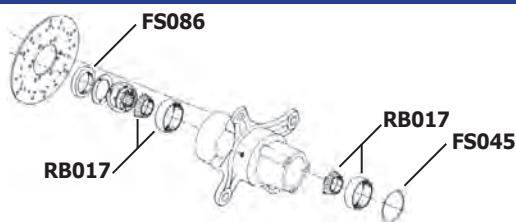
REAR WHEEL

BEARING	QTY
RB096	1

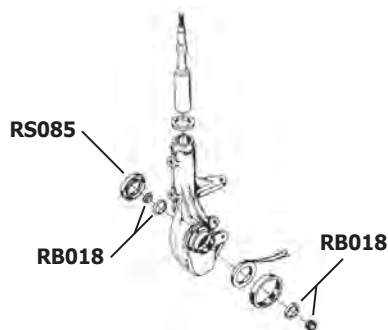
FRONT DIFFERENTIAL



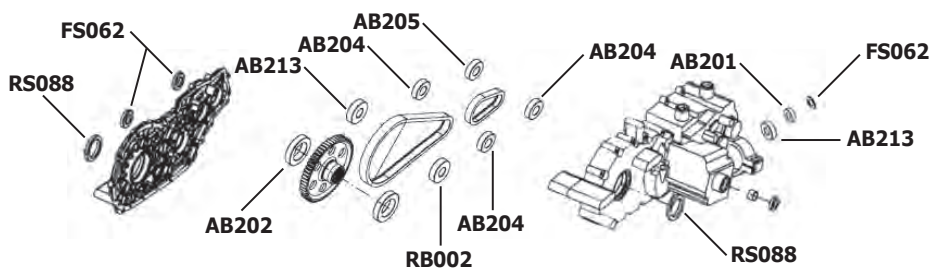
FRONT WHEEL



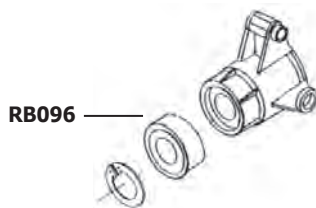
FRONT STRUT



REAR DIFFERENTIAL



REAR WHEEL



Bearings and seals continue on the next page.



INDEX

WIDE OPEN PARTS

TIRES & WHEELS

BRAKES

AIR, OIL & FUEL

BATTERY & ELECTRICAL

ENGINE

BEARINGS

BUSHINGS

DRIVELINE

AXLES

BELTS

CONTROLS

TOOLS & CHEMICALS

EXHAUST

ACCESSORIES



Polaris: Sportsman 335 99-00 (Type 2), Worker 335/500 '99 (Type 2), Sportsman 400 01-03, Sportsman 400 '04 (AA, AE, AG), Sportsman 500 '99 (Type 2), Sportsman 500 HO 00-03, Sportsman 500 HO '04 (AA, AC, AE, AG), Worker 500 '01, Worker (Type 2) 99-02

ORDER BY KIT

FRONT DIFFERENTIAL

BEARING	QTY
AB213	1
AB214	1
SEAL	QTY
FS062	2
FS064	1

KIT #BK259

FRONT WHEEL

BEARING	QTY
RB017	2
SEAL	QTY
FS045	1
RS086	1

KIT #BK253

FRONT STRUT

BEARING	QTY
RB018	2
SEAL	QTY
RS085	1

KIT #BK254

REAR DIFFERENTIAL

BEARING	QTY
AB201	1
AB204	3
AB205	1
AB202	1
AB213	2
RB002	1
SEAL	QTY
FS062	2
RS088	2

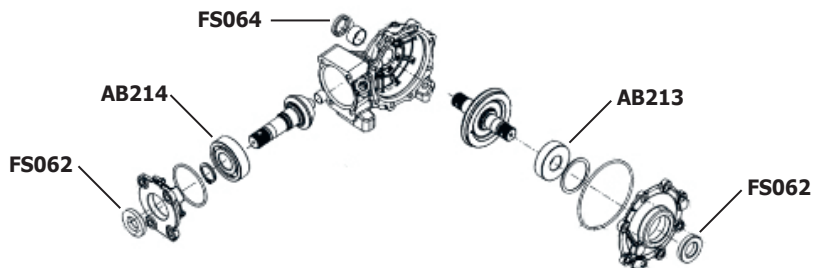
KIT #BK291

REAR WHEEL

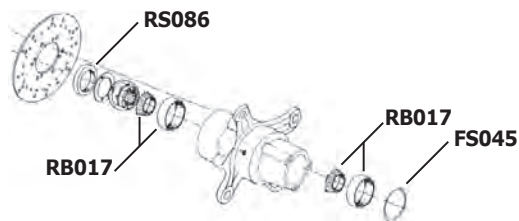
BEARING	QTY
RB096*	1

*Two (2) required

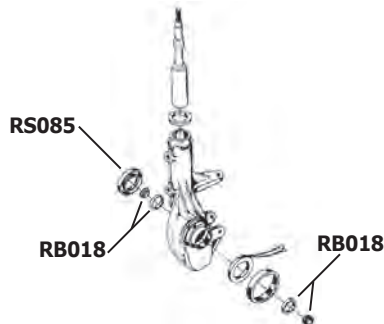
FRONT DIFFERENTIAL



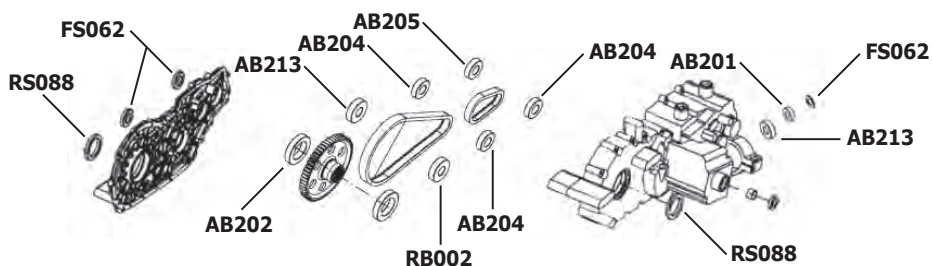
FRONT WHEEL



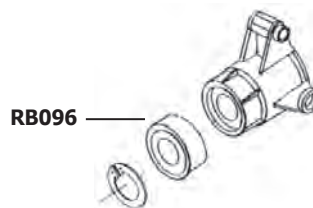
FRONT STRUT



REAR DIFFERENTIAL



REAR WHEEL

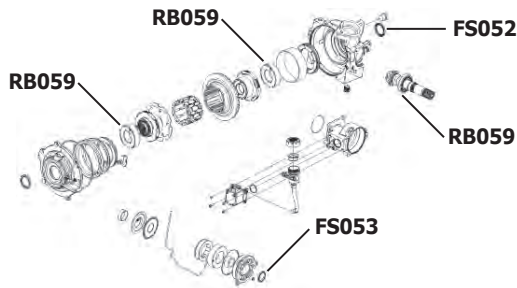


Bearings and seals continue on the next page.

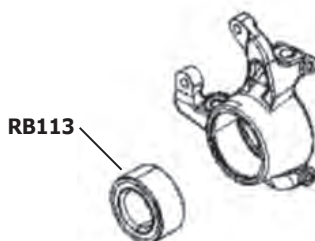
Polaris: Sportsman 550 09-14, Sportsman 850 (all) '09-14

ORDER BY KIT	
FRONT DIFFERENTIAL	
BEARING	QTY
RB059	3
SEAL	QTY
FS052	1
FS053	1
KIT #BK551	
FRONT WHEEL	
BEARING	QTY
RB113*	1
*Two (2) required	
REAR DIFFERENTIAL 12/01/08 AND EARLIER	
KIT #BK281	
REAR DIFFERENTIAL 12/01/08 AND LATER	
KIT #BK280	
REAR WHEEL	
BEARING	QTY
RB113*	1
*Two (2) required	

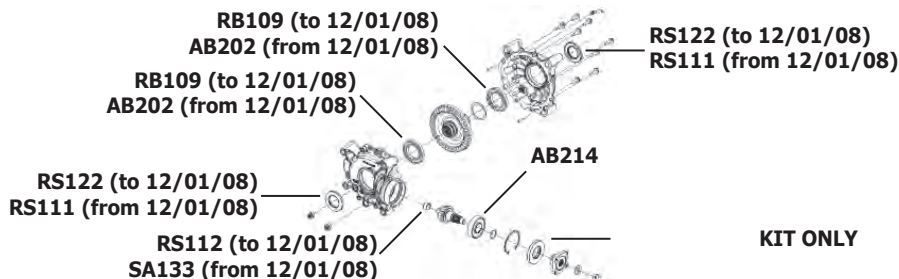
FRONT DIFFERENTIAL



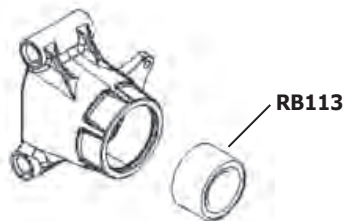
FRONT WHEEL



REAR DIFFERENTIAL



REAR WHEEL



- INDEX
- WIDE OPEN PARTS
- TIRES & WHEELS
- BRAKES
- AIR, OIL & FUEL
- BATTERY & ELECTRICAL
- ENGINE
- BEARINGS**
- BUSHINGS
- DRIVELINE
- AXLES
- BELTS
- CONTROLS
- TOOLS & CHEMICALS
- EXHAUST
- ACCESSORIES

Bearings and seals continue on the next page.

Polaris: Sportsman 600 03-05, Sportsman 700 02-06, Sportsman 700 EFI 05-06, Sportsman 800 EFI 05-06

ORDER BY KIT

FRONT DIFFERENTIAL

BEARING	QTY
RB004	2
RB059	1
RB190	1

SEAL	QTY
FS062	1
FS109	2

KIT #BK261

FRONT WHEEL

BEARING	QTY
RB085*	1

*Two (2) required

FRONT STRUT

BEARING	QTY
RB085*	1

*Two (2) required

REAR DIFFERENTIAL

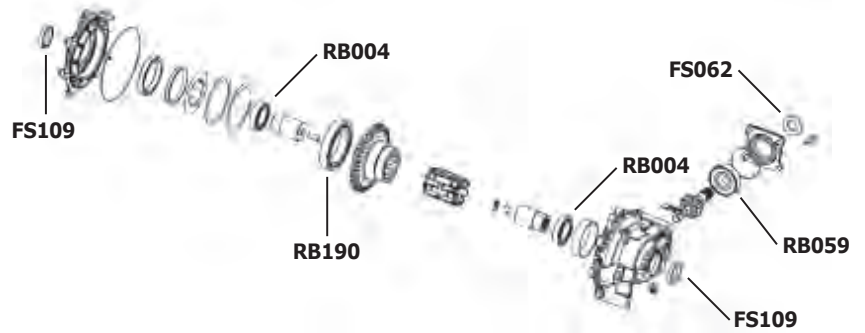
BEARING	QTY
AB202	2
AB214	1
RS120	1
RB112	1

SEAL	QTY
RS088	2
RS120 (05-06)	1
RS121 (02-04)	1

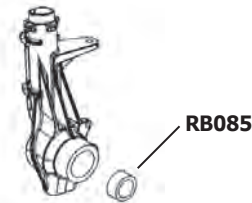
BEARING	QTY
RB096*	1

*Two (2) required

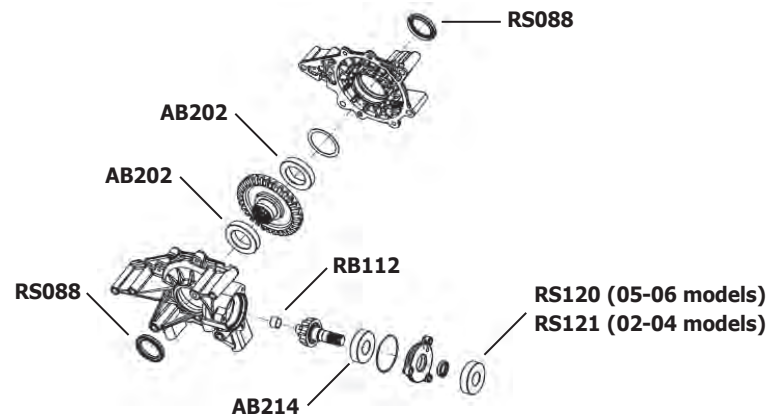
FRONT DIFFERENTIAL



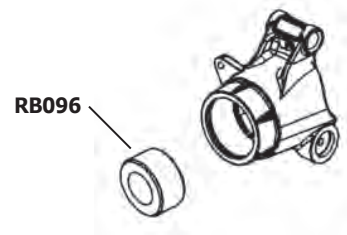
FRONT STRUT



REAR DIFFERENTIAL



REAR WHEEL



Bearings and seals continue on the next page.

Polaris: Sportsman 700 '07, Sportsman 800 EFI 07-08 (built before 1/31/08)

ORDER BY KIT

FRONT DIFFERENTIAL

BEARING	QTY
RB059	3

SEAL	QTY
Seals included in complete kit	

SEAL	QTY
Seals included in complete kit	

Seals included in complete kit

KIT #BK265

FRONT STRUT

BEARING	QTY
RB085*	1

*Two (2) required

REAR DIFFERENTIAL

BEARING	QTY
AB202	2
AB214	1
RB112	1

SEAL	QTY
RS088	2
RS120	1

*Two (2) required

07-08
BUILT BEFORE 01/31/08
KIT #BK263

REAR WHEEL

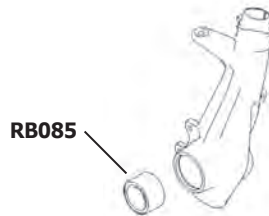
BEARING	QTY
RB096*	1

*Two (2) required

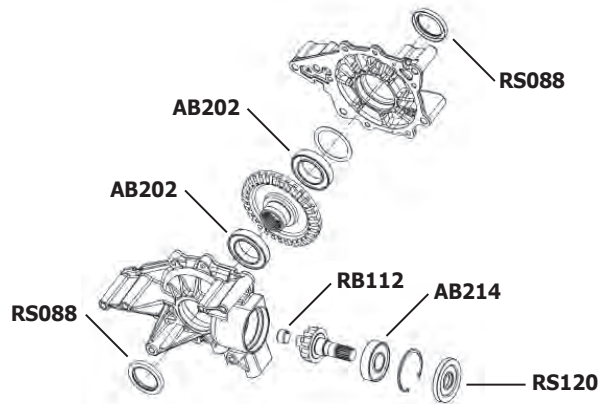
FRONT DIFFERENTIAL



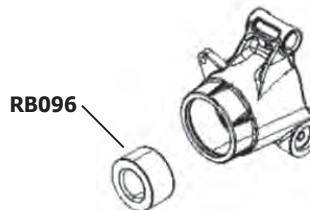
FRONT STRUT



REAR DIFFERENTIAL



REAR WHEEL



Bearings and seals continue on the next page.

INDEX

WIDE OPEN PARTS

TIRES & WHEELS

BRAKES

AIR, OIL & FUEL

BATTERY & ELECTRICAL

ENGINE

BEARINGS

BUSHINGS

DRIVELINE

AXLES

BELTS

CONTROLS

TOOLS & CHEMICALS

EXHAUST

ACCESSORIES

Polaris: Series 10 (all) 02-03, Series 11 (all) 02-03, Ranger 500 4x4/6x6 '04, Ranger 500 6x6 '05, Ranger 700 EFI 6x6 06-09

ORDER BY KIT

FRONT DIFFERENTIAL

BEARING	QTY
AB214	1
RB004	2
RB190	1

SEAL	QTY
FS062	1
FS109	2

BEARING	QTY
AB214	1
RB004	2
RB190	1

SEAL	QTY
FS062	1
FS109	2

BEARING	QTY
AB214	1
RB004	2
RB190	1

SEAL	QTY
FS062	1
FS109	2

BEARING	QTY
AB214	1
RB004	2
RB190	1

SEAL	QTY
FS062	1
FS109	2

BEARING	QTY
AB214	1
RB004	2
RB190	1

SEAL	QTY
FS062	1
FS109	2

BEARING	QTY
AB214	1
RB004	2
RB190	1

SEAL	QTY
FS062	1
FS109	2

BEARING	QTY
AB214	1
RB004	2
RB190	1

SEAL	QTY
FS062	1
FS109	2

BEARING	QTY
AB214	1
RB004	2
RB190	1

SEAL	QTY
FS062	1
FS109	2

BEARING	QTY
AB214	1
RB004	2
RB190	1

SEAL	QTY
FS062	1
FS109	2

BEARING	QTY
AB214	1
RB004	2
RB190	1

SEAL	QTY
FS062	1
FS109	2

BEARING	QTY
AB214	1
RB004	2
RB190	1

SEAL	QTY
FS062	1
FS109	2

BEARING	QTY
AB214	1
RB004	2
RB190	1

SEAL	QTY
FS062	1
FS109	2

BEARING	QTY
AB214	1
RB004	2
RB190	1

SEAL	QTY
FS062	1
FS109	2

BEARING	QTY
AB214	1
RB004	2
RB190	1

SEAL	QTY
FS062	1
FS109	2

BEARING	QTY
AB214	1
RB004	2
RB190	1

SEAL	QTY
FS062	1
FS109	2

BEARING	QTY
AB214	1
RB004	2
RB190	1

SEAL	QTY
FS062	1
FS109	2

BEARING	QTY
AB214	1
RB004	2
RB190	1

SEAL	QTY
FS062	1
FS109	2

BEARING	QTY
AB214	1
RB004	2
RB190	1

SEAL	QTY
FS062	1
FS109	2

BEARING	QTY
AB214	1
RB004	2
RB190	1

SEAL	QTY
FS062	1
FS109	2

BEARING	QTY
AB214	1
RB004	2
RB190	1

SEAL	QTY
FS062	1
FS109	2

BEARING	QTY
AB214	1
RB004	2
RB190	1

SEAL	QTY
FS062	1
FS109	2

BEARING	QTY
AB214	1
RB004	2
RB190	1

SEAL	QTY
FS062	1
FS109	2

BEARING	QTY
AB214	1
RB004	2
RB190	1

SEAL	QTY
FS062	1
FS109	2

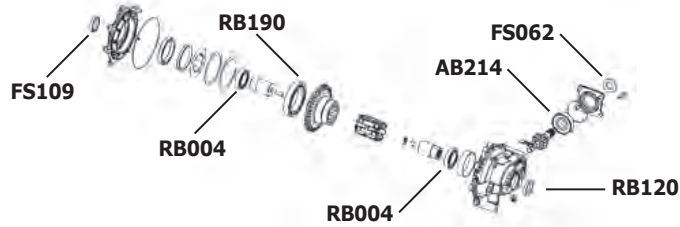
BEARING	QTY
AB214	1
RB004	2
RB190	1

SEAL	QTY
FS062	1
FS109	2

BEARING	QTY
AB214	1
RB004	2
RB190	1

SEAL	QTY
FS062	1
FS109	2

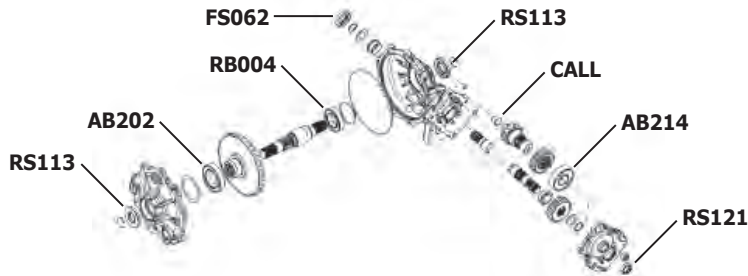
FRONT DIFFERENTIAL



FRONT STRUT



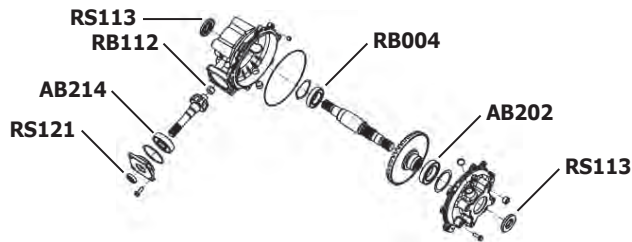
MID DRIVE 6X6 MODELS



MID AXLE



REAR DIFFERENTIAL



REAR AXLE



- INDEX
- WIDE OPEN PARTS
- TIRES & WHEELS
- BRAKES
- AIR, OIL & FUEL
- BATTERY & ELECTRICAL
- ENGINE
- BEARINGS**
- BUSHINGS
- DRIVELINE
- AXLES
- BELTS
- CONTROLS
- TOOLS & CHEMICALS
- EXHAUST
- ACCESSORIES

Polaris: Ranger 500 4x4 05-07 (before 1/15/07), Ranger 700 4x4 05-07

ORDER BY KIT

FRONT DIFFERENTIAL

BEARING	QTY
AB214	1
RB004	2
RB190	1

SEAL	QTY
FS109	2
FS062	1

SEAL	QTY
FS109	2
FS062	1

SEAL	QTY
FS109	2
FS062	1

SEAL	QTY
FS109	2
FS062	1

SEAL	QTY
FS109	2
FS062	1

SEAL	QTY
FS109	2
FS062	1

SEAL	QTY
FS109	2
FS062	1

SEAL	QTY
FS109	2
FS062	1

SEAL	QTY
FS109	2
FS062	1

SEAL	QTY
FS109	2
FS062	1

SEAL	QTY
FS109	2
FS062	1

SEAL	QTY
FS109	2
FS062	1

SEAL	QTY
FS109	2
FS062	1

SEAL	QTY
FS109	2
FS062	1

SEAL	QTY
FS109	2
FS062	1

SEAL	QTY
FS109	2
FS062	1

SEAL	QTY
FS109	2
FS062	1

SEAL	QTY
FS109	2
FS062	1

SEAL	QTY
FS109	2
FS062	1

SEAL	QTY
FS109	2
FS062	1

SEAL	QTY
FS109	2
FS062	1

SEAL	QTY
FS109	2
FS062	1

SEAL	QTY
FS109	2
FS062	1

SEAL	QTY
FS109	2
FS062	1

SEAL	QTY
FS109	2
FS062	1

SEAL	QTY
FS109	2
FS062	1

SEAL	QTY
FS109	2
FS062	1

SEAL	QTY
FS109	2
FS062	1

SEAL	QTY
FS109	2
FS062	1

SEAL	QTY
FS109	2
FS062	1

SEAL	QTY
FS109	2
FS062	1

SEAL	QTY
FS109	2
FS062	1

SEAL	QTY
FS109	2
FS062	1

SEAL	QTY
FS109	2
FS062	1

SEAL	QTY
FS109	2
FS062	1

SEAL	QTY
FS109	2
FS062	1

SEAL	QTY
FS109	2
FS062	1

SEAL	QTY
FS109	2
FS062	1

SEAL	QTY
FS109	2
FS062	1

SEAL	QTY
FS109	2
FS062	1

SEAL	QTY
FS109	2
FS062	1

SEAL	QTY
FS109	2
FS062	1

SEAL	QTY
FS109	2
FS062	1

SEAL	QTY
FS109	2
FS062	1

SEAL	QTY
FS109	2
FS062	1

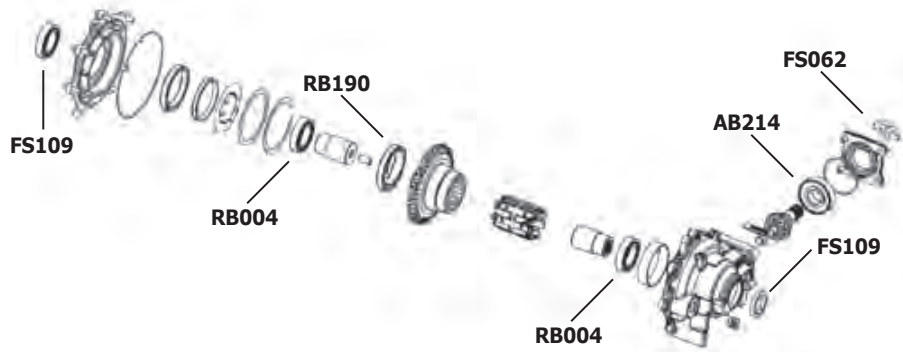
SEAL	QTY
FS109	2
FS062	1

SEAL	QTY
FS109	2
FS062	1

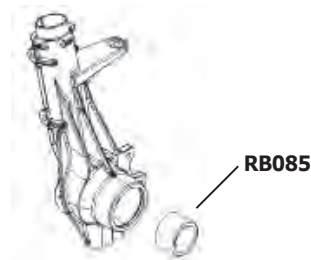
SEAL	QTY
FS109	2
FS062	1

SEAL	QTY
FS109	2
FS062	1

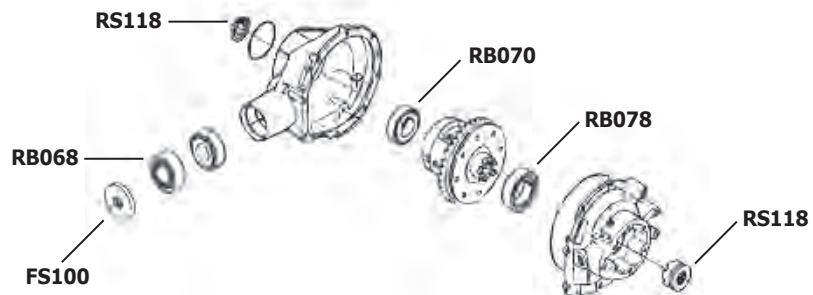
FRONT DIFFERENTIAL



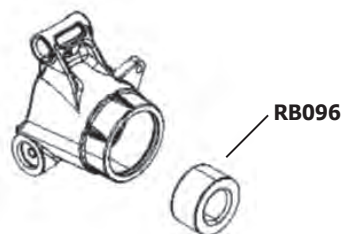
FRONT STRUT



REAR DIFFERENTIAL



REAR WHEEL



Bearings and seals continue on the next page.

INDEX

WIDE OPEN PARTS

TIRES & WHEELS

BRAKES

AIR, OIL & FUEL

BATTERY & ELECTRICAL

ENGINE

BEARINGS

BUSHINGS

DRIVELINE

AXLES

BELTS

CONTROLS

TOOLS & CHEMICALS

EXHAUST

ACCESSORIES

Polaris: Ranger 500 07-08 (after 1/15/07), Ranger 700/Crew 08-09,
Ranger 700 EFI 4x4 07-08 (after 1/15/07)

ORDER BY KIT

FRONT DIFFERENTIAL: 4X4 MODELS

BEARING	QTY
AB214	1
RB004	2
RB190	1
SEAL	QTY
FS109	2
FS062	1

KIT #BK261

FRONT STRUT

BEARING	QTY
RB085	1
*Two (2) required	

REAR DIFFERENTIAL

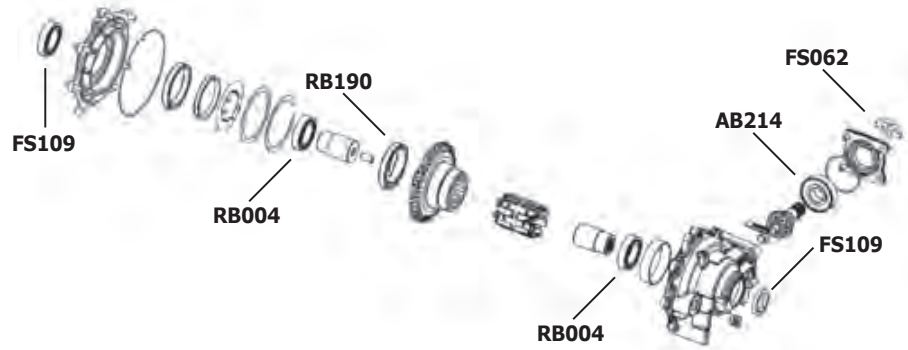
BEARING	QTY
RB068	1
RB070	1
RB071	1
RB080	1
SEAL	QTY
RS118	2
FS100	1

KIT #BK282

REAR WHEEL

BEARING	QTY
RB096	1
*Two (2) required	

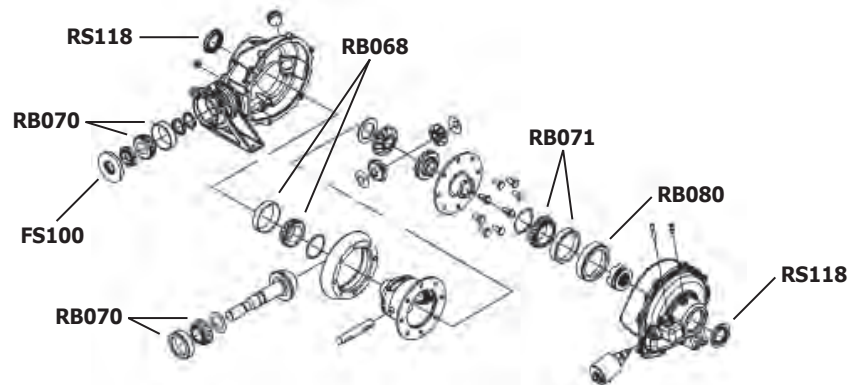
FRONT DIFFERENTIAL - 4X4 MODELS



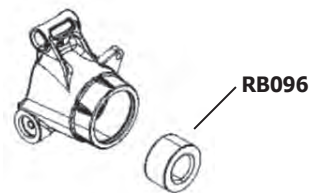
FRONT STRUT



REAR DIFFERENTIAL



REAR WHEEL



Bearings and seals continue on the next page.

Polaris: Ranger 500 EFI 4x4 '09, Ranger 700 EFI 4x4 '09

ORDER BY KIT

FRONT DIFFERENTIAL

BEARING QTY

RB059 3

SEAL QTY

Available in kit only

KIT #BK265

FRONT WHEEL

BEARING QTY

RB113* 1

*Two (2) required

REAR DIFFERENTIAL

BEARING QTY

RB068 1

RB070 1

RB071 1

SEAL QTY

RS080 1

RS118 2

FS100 1

KIT #BK282

REAR WHEEL

BEARING QTY

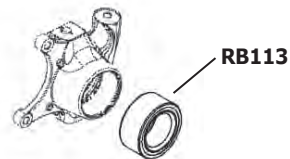
RB096* 1

*Two (2) required

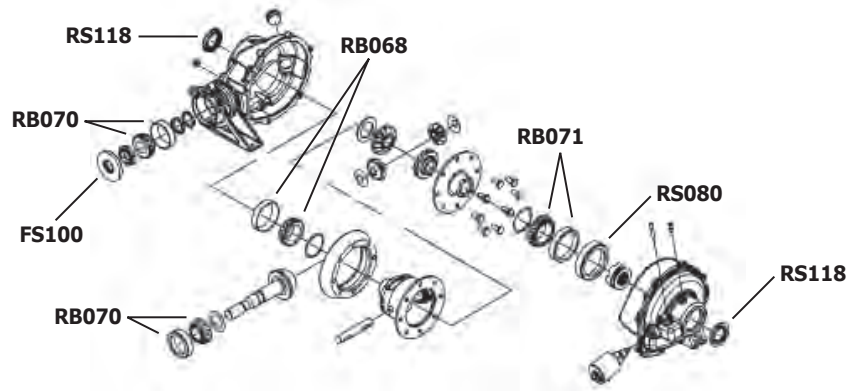
FRONT DIFFERENTIAL



FRONT WHEEL



REAR DIFFERENTIAL



REAR WHEEL



INDEX

WIDE OPEN PARTS

TIRES & WHEELS

BRAKES

AIR, OIL & FUEL

BATTERY & ELECTRICAL

ENGINE

BEARINGS

BUSHINGS

DRIVELINE

AXLES

BELTS

CONTROLS

TOOLS & CHEMICALS

EXHAUST

ACCESSORIES

Bearings and seals continue on the next page.

Polaris: Ranger 500 4x4 EFI 11-13, Ranger 800 4x4 EFI 10-14, 500 Crew 11-13, Ranger 800 4x4 EFI Crew 10-14

ORDER BY KIT

FRONT DIFFERENTIAL

BEARING	QTY
RB059	3

SEAL	QTY
Available in kit only	

BEARING	QTY
Available in kit only	

Available in kit only

KIT #BK265

FRONT WHEEL

BEARING	QTY
RB113	1
800 & Crew	1
RB085	1
500 & Crew	1

RB113	1
800 & Crew	1

RB085	1
500 & Crew	1

REAR DIFFERENTIAL

BEARING	QTY
FB103	2
AB204	2
AB205	2
RB002	1
RB109	2
SA131	1
SA132	1
AB206	1

FB103	2
-------	---

AB204	2
-------	---

AB205	2
-------	---

RB002	1
-------	---

RB109	2
-------	---

SA131	1
-------	---

SA132	1
-------	---

AB206	1
-------	---

SEAL	QTY
RS111	2
RS119	1
RS120	1

RS111	2
-------	---

RS119	1
-------	---

RS120	1
-------	---

KIT #BK284

REAR WHEEL

BEARING	QTY
RB096	1

RB096	1
-------	---

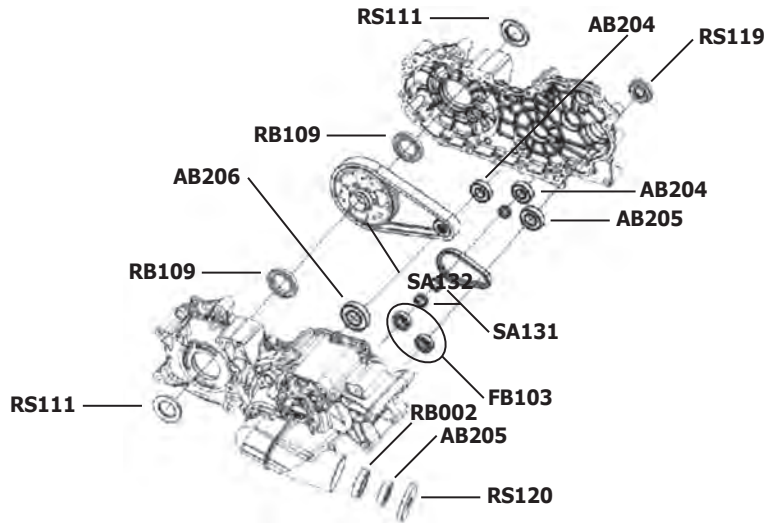
FRONT DIFFERENTIAL



FRONT WHEEL



REAR DIFFERENTIAL



REAR WHEEL



Bearings and seals continue on the next page.

Polaris: Ranger RZR 800 08-09, '10; Ranger RZR S/4 800 (before 12/31/09) 09-10

ORDER BY KIT

FRONT DIFFERENTIAL

BEARING	QTY
RB059	3
RB001	1
RB067	1

SEAL	QTY
FS306	3

KIT #BK2077

FRONT WHEEL: BEFORE 12/31/09

BEARING	QTY
RB120*	1

*Two (2) required

FRONT WHEEL: AFTER 12/31/09

BEARING	QTY
RB113	1

REAR DIFFERENTIAL

BEARING	QTY
RB078	2
RB080	1
RB081	1

SEAL	QTY
RS118	2
FS100	1

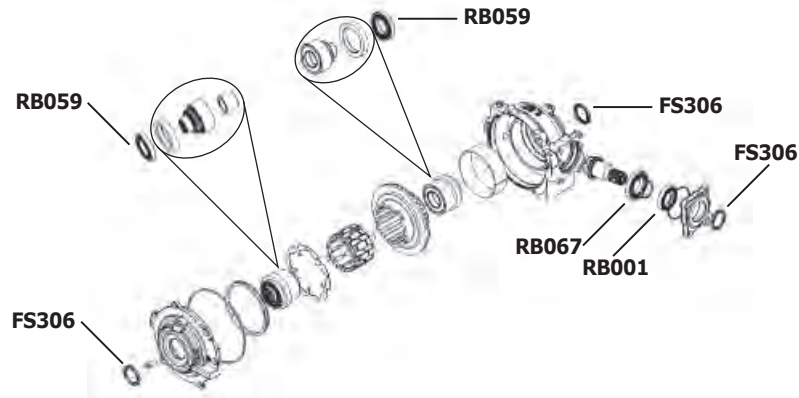
KIT #BK800

REAR WHEEL

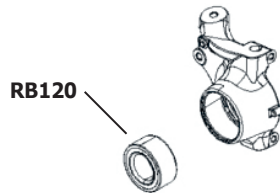
BEARING	QTY
RB096*	1

*Two (2) required

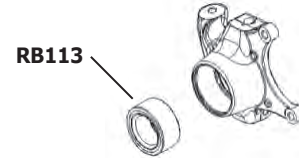
FRONT DIFFERENTIAL



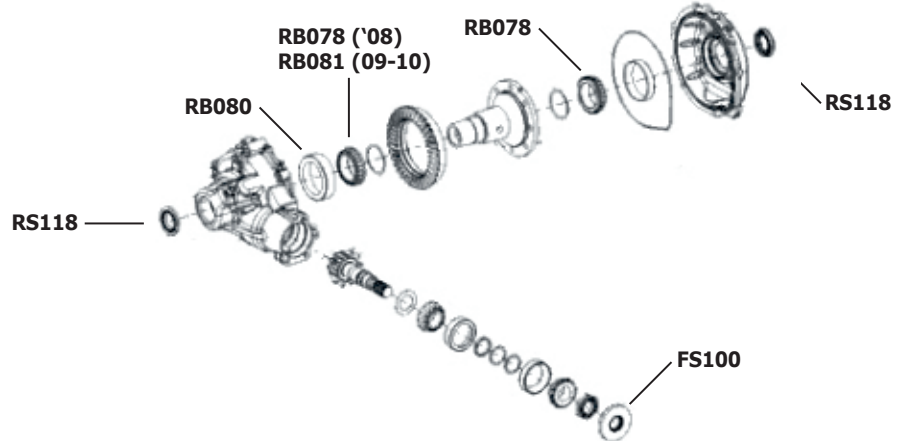
FRONT WHEEL: BEFORE 12/31/09



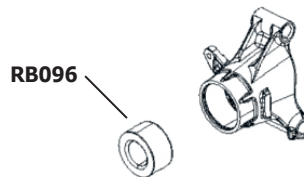
FRONT WHEEL: AFTER 12/31/09



REAR DIFFERENTIAL



REAR WHEEL



Bearings and seals continue on the next page.



INDEX

WIDE OPEN PARTS

TIRES & WHEELS

BRAKES

AIR, OIL & FUEL

BATTERY & ELECTRICAL

ENGINE

BEARINGS

BUSHINGS

DRIVELINE

AXLES

BELTS

CONTROLS

TOOLS & CHEMICALS

EXHAUST

ACCESSORIES



Polaris: Ranger RZR 900 12-14

ORDER BY KIT

FRONT DIFFERENTIAL

BEARING	QTY
RB059	2
RB105	1

SEAL	QTY
FS035	2
RS191	1

SEAL	QTY
FS035	2
RS191	1

SEAL	QTY
FS035	2
RS191	1

SEAL	QTY
FS035	2
RS191	1

SEAL	QTY
FS035	2
RS191	1

SEAL	QTY
FS035	2
RS191	1

FRONT WHEEL

BEARING	QTY
RB113*	1

BEARING	QTY
RB113*	1

*Two (2) required

REAR DIFFERENTIAL

BEARING	QTY
AB213	2
AB202	2
AB206	2
AB211	2
AB205	2
SA113	1
SA129	2
RB189	1

BEARING	QTY
AB213	2
AB202	2
AB206	2
AB211	2
AB205	2
SA113	1
SA129	2
RB189	1

BEARING	QTY
AB213	2
AB202	2
AB206	2
AB211	2
AB205	2
SA113	1
SA129	2
RB189	1

BEARING	QTY
AB213	2
AB202	2
AB206	2
AB211	2
AB205	2
SA113	1
SA129	2
RB189	1

BEARING	QTY
AB213	2
AB202	2
AB206	2
AB211	2
AB205	2
SA113	1
SA129	2
RB189	1

BEARING	QTY
AB213	2
AB202	2
AB206	2
AB211	2
AB205	2
SA113	1
SA129	2
RB189	1

BEARING	QTY
AB213	2
AB202	2
AB206	2
AB211	2
AB205	2
SA113	1
SA129	2
RB189	1

BEARING	QTY
AB213	2
AB202	2
AB206	2
AB211	2
AB205	2
SA113	1
SA129	2
RB189	1

BEARING	QTY
AB213	2
AB202	2
AB206	2
AB211	2
AB205	2
SA113	1
SA129	2
RB189	1

BEARING	QTY
AB213	2
AB202	2
AB206	2
AB211	2
AB205	2
SA113	1
SA129	2
RB189	1

SEAL	QTY
RS119	1
RS120	1

SEAL	QTY
RS119	1
RS120	1

SEAL	QTY
RS119	1
RS120	1

SEAL	QTY
RS119	1
RS120	1

SEAL	QTY
RS119	1
RS120	1

SEAL	QTY
RS119	1
RS120	1

SEAL	QTY
RS119	1
RS120	1

SEAL	QTY
RS119	1
RS120	1

SEAL	QTY
RS119	1
RS120	1

SEAL	QTY
RS119	1
RS120	1

SEAL	QTY
RS119	1
RS120	1

SEAL	QTY
RS119	1
RS120	1

SEAL	QTY
RS119	1
RS120	1

SEAL	QTY
RS119	1
RS120	1

SEAL	QTY
RS119	1
RS120	1

SEAL	QTY
RS119	1
RS120	1

SEAL	QTY
RS119	1
RS120	1

SEAL	QTY
RS119	1
RS120	1

SEAL	QTY
RS119	1
RS120	1

SEAL	QTY
RS119	1
RS120	1

SEAL	QTY
RS119	1
RS120	1

SEAL	QTY
RS119	1
RS120	1

SEAL	QTY
RS119	1
RS120	1

SEAL	QTY
RS119	1
RS120	1

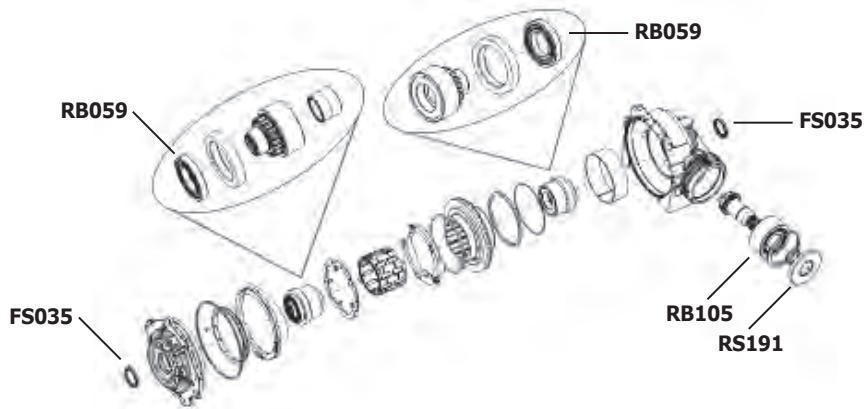
SEAL	QTY
RS119	1
RS120	1

SEAL	QTY
RS119	1
RS120	1

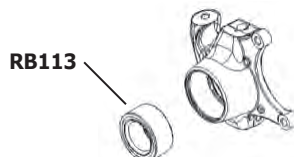
SEAL	QTY
RS119	1
RS120	1

SEAL	QTY
RS119	1
RS120	1

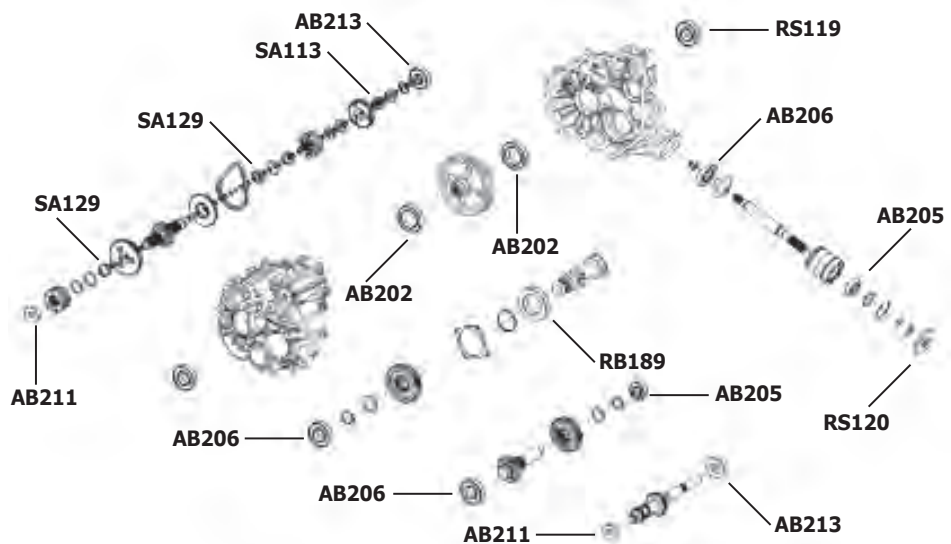
FRONT DIFFERENTIAL



FRONT WHEEL



REAR DIFFERENTIAL



REAR WHEEL



Bearings and seals continue on the next page.

SUZUKI ATV		WHEEL BEARING & SEAL KIT			DIFFERENTIAL BEARING & SEAL KIT		DIFFERENTIAL SEAL KIT ONLY	
MODEL	YEAR	FRONT	REAR	[QTY REQ]	FRONT	REAR	FRONT	REAR
LT50	84-87	BK235	BK128	1				
LTA50	02-05	BK236	BK377	1				
LTZ50	06-20	BK236	BK377	1				
LT80	87-06	BK236	BK127	1				
LTZ90 QuadSport	07-20	BK236	BK127	1				
ALT125	83-86	BK209	BK102	1				
LT125	83-87	BK209	BK102	1				
LT160	03-04	BK209	BK102	1				
LT160E	89-92	BK209	BK102	1				
LTF160	91-01	BK209	BK102	1				
ALT185F	1985	BK209	BK102	1				
LT185	84-87	BK209	BK102	1				
LT230E	87-93	BK238	BK122	1				
LT230GE	85-86	BK237	BK126	1				
LT230S	85-88	BK238	BK122	1				
LTF230	86-87	BK237	BK125	1		BK2023A		
LT250EF	85-86	BK237	BK124	1				
LT250R	85-92	BK238	BK122	1				
LT250S	89-90	BK238	BK122	1				
LTF250	88-01	BK28	BK45A	2				
LT4WD 250 (See Pg. 514)	1987	BK28	BK45	2	BK56		SK2022	
LT4WD 250 (See Pg. 514)	88-98	BK28	BK45A	2	BK56		SK2022	
LTF250F	99-02	BK28	BK45A	2	BK56		SK2022	
LTF250 Ozark (See Pg. 513)	02-03	BK217	BK49	1		BK214		SK2048A
LTF250 Ozark (See Pg. 513)	04-14	BK218	BK49	1		BK214		SK2048A
LTZ250 (See Pg. 513)	04-09	BK238	BK49	1		BK214		SK2048A
LT300E	87-89	BK237	BK122	1				
LTF4WDX King Quad 300 (See Pg. 514)	91-98	BK28	BK45A	2	BK56		SK2022	
LTF300F King Quad (See Pg. 514)	99-02	BK28	BK45A	2	BK56		SK2022	
LTA400 Eiger 2x4 Auto	02-07	BK28	BK299	2				
LTA400F Eiger 4x4 Auto (See Pg. 515)	02-07	BK28	BK299	2	BK215	BK216		
LTF400 Eiger 2x4 Manual	02-07	BK28	BK299	2				
LTF400F Eiger 4x4 Manual (See Pg. 515)	02-07	BK28	BK299	2	BK215	BK216		
LTA400 King Quad 2x4 Auto	08-09	BK28	BK299	2				
LTF400 King Quad 2x4 Manual	08-09	BK28	BK299	2				
LTA400F King Quad 4x4 Auto	08-20	BK28	BK299	2				
LTF400F King Quad 4x4 Manual	08-20	BK28	BK299	2				
LTZ400 QuadSport	03-08	BK238	BK122	1				
LTZ400 QuadSport	2009	BK238	BK383	1				
LTZ400 QuadSport	12-14	BK238	BK383	1				
LTR450 Quadracer	06-11	BK238	BK129	1				
LTA-450 X King Quad	07-10	BK298	BK297	2				
LT500R Quadzilla	87-90	BK238	RB010	2				
LTA500F Quad Master Auto (See Pg. 517)	2000	BK28	BK299	2	BK56	BK46	SK2022	
LTA500F Quad Master Auto (See Pg. 517)	2001	BK28	BK299	2	BK56	BK71	SK2022	
LTF500F Quadrunner (See Pg. 516)	98-00	BK28	BK299	2	BK56	BK46	SK2022	

KEY

- 1 Two (2) kits are required to complete front wheel bearing and seal kit.
- 2 One (1) kit is required to complete swing arm bearing and seal kit.
- ! PLEASE NOTE THE NUMBER OF KITS REQUIRED FOR REAR WHEEL BEARING & SEAL KITS

Bearings and seals continue on the next page.



INDEX

WIDE OPEN PARTS

TIRES & WHEELS

BRAKES

AIR, OIL & FUEL

BATTERY & ELECTRICAL

ENGINE

BEARINGS

BUSHINGS

DRIVELINE

AXLES

BELTS

CONTROLS

TOOLS & CHEMICALS

EXHAUST

ACCESSORIES





SUZUKI ATV		WHEEL BEARING & SEAL KIT			DIFFERENTIAL BEARING & SEAL KIT		DIFFERENTIAL SEAL KIT ONLY	
MODEL	YEAR	FRONT	REAR	[QTY REQ]	FRONT	REAR	FRONT	REAR
LTF500F Quadrunner (See Pg. 517)	01-02	BK28	BK299	2	BK56	BK71	SK2022	
LTA500F Vinson Auto (See Pg. 515)	02-07	BK28	BK299	2	BK215	BK216		
LTF500F Vinson Manual (See Pg. 515)	03-07	BK28	BK299	2	BK215	BK216		
LTA500X King Quad	09-20	BK298	BK297	2				
LTA700X King Quad	05-07	BK298	BK297	2				
LTV700F Twin Peaks (See Pg. 488)	04-06	RB076			BK451	BK450	SK2066	SK2062
LTA750X King Quad	08-20	BK298	BK297	2				

KEY

- 1 Two (2) kits are required to complete front wheel bearing and seal kit.
- 2 One (1) kit is required to complete swing arm bearing and seal kit.

! PLEASE NOTE THE NUMBER OF KITS REQUIRED FOR REAR WHEEL BEARING & SEAL KITS

Bearings and seals continue on the next page.

- INDEX
- WIDE OPEN PARTS
- TIRES & WHEELS
- BRAKES
- AIR, OIL & FUEL
- BATTERY & ELECTRICAL
- ENGINE
- BEARINGS**
- BUSHINGS
- DRIVELINE
- AXLES
- BELTS
- CONTROLS
- TOOLS & CHEMICALS
- EXHAUST
- ACCESSORIES



Suzuki: LT-F250 Ozark 02-14, LT-Z250 QuadSport 04-09

ORDER BY KIT

FRONT WHEEL: OZARK 02-03

BEARING	QTY
FB103	2

SEAL	QTY
FS103	1
FS205	1

KIT #BK217
You must order two (2)
knuckle kits to complete front

FRONT WHEEL: OZARK 04-13

BEARING	QTY
FB103	2

SEAL	QTY
FS103	2

KIT #BK218
You must order two (2)
knuckle kits to complete front

FRONT WHEEL: Z250 QUADSPORT 04-09

BEARING	QTY
FB105	1
FB101	1

SEAL	QTY
FS205	1
FS208	1

KIT #BK238
You must order two (2)
knuckle kits to complete front

REAR FINAL DRIVE

BEARING	QTY
RB039	1
RB003	1
RB007	1
SA100	1

SEAL	QTY
RS048	1
RS003	1
FS214	1

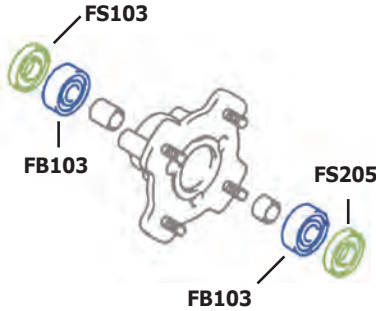
KIT #BK214

REAR WHEEL

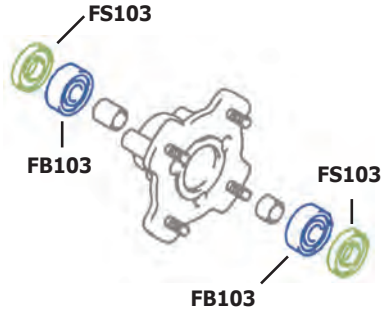
BEARING	QTY
RB024	1
BS199	1
RS047	1
RS072	1

KIT #BK49

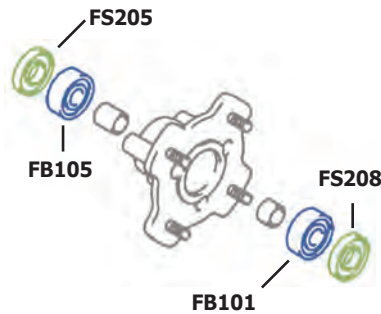
FRONT WHEEL: OZARK 02-03



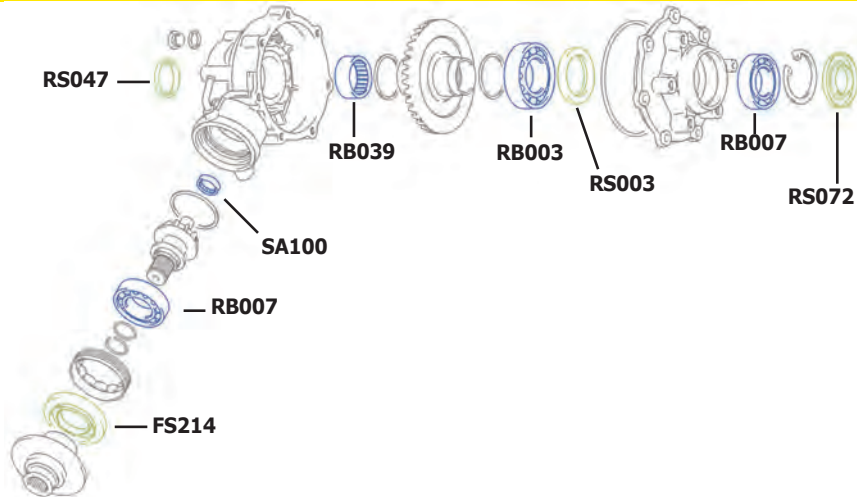
FRONT WHEEL: OZARK 04-13



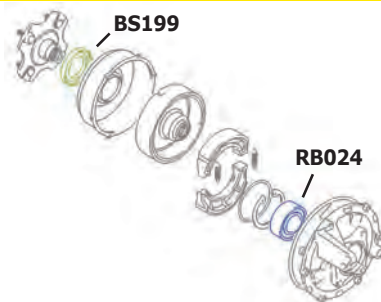
FRONT WHEEL: Z250 QUADSPORT



REAR FINAL DRIVE



REAR WHEEL



INDEX

WIDE OPEN PARTS

TIRES & WHEELS

BRAKES

AIR, OIL & FUEL

BATTERY & ELECTRICAL

ENGINE

BEARINGS

BUSHINGS

DRIVELINE

AXLES

BELTS

CONTROLS

TOOLS & CHEMICALS

EXHAUST

ACCESSORIES



Suzuki: LT4WD 87-98, LT-F4WD King Quad 91-98, LT-F300 King Quad 99-02

ORDER BY KIT

4WD FRONT FINAL DRIVE

BEARING	QTY
RB006	1
RB028	1
RB021	1
RB031	1
AB201	1

SEAL	QTY
RS048	3

KIT #BK56

FRONT KNUCKLE

BEARING	QTY
RB001	2

SEAL	QTY
RS001	1
RS037	1

SEAL	QTY
RS001	1
RS037	1

KIT #BK28

REAR SUSPENSION ARM '87

BEARING	QTY
RB001	2

SEAL	QTY
RS077	1
RS001	1

SEAL	QTY
RS077	1
RS001	1

KIT #BK45

REAR SUSPENSION ARM '88+

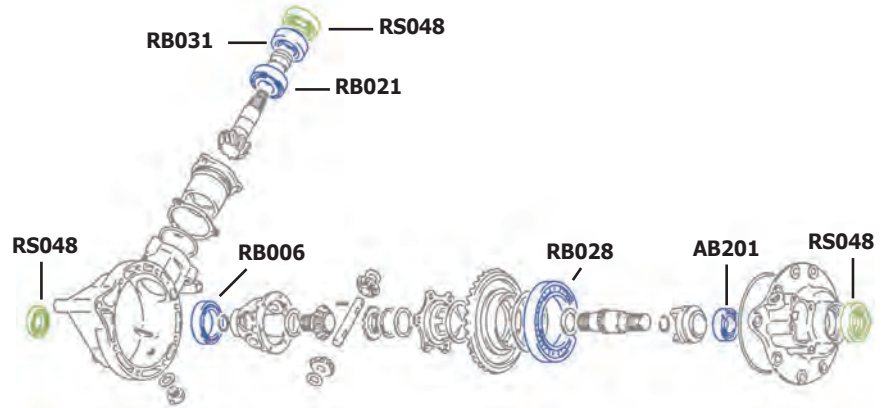
BEARING	QTY
RB009	2

SEAL	QTY
RS018	1
RS057	1

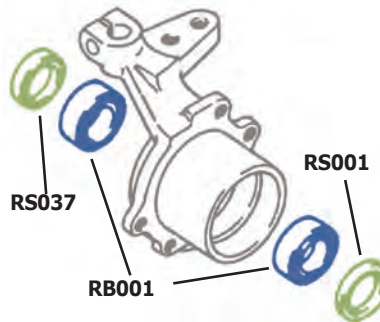
SEAL	QTY
RS018	1
RS057	1

KIT #BK45A

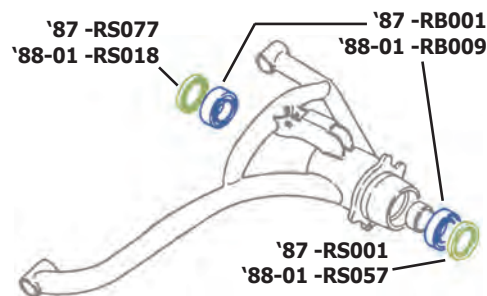
4WD FRONT FINAL DRIVE



4WD FRONT KNUCKLE



REAR SUSPENSION ARM



Bearings and seals continue on the next page.

Suzuki: LTF 400F Eiger 02-07, LT/A/F 500F Vinson 02-07

ORDER BY KIT

4WD FRONT FINAL DRIVE

BEARING	QTY
RB014	2
SA120	1
RB009	1
RB005	1

SEAL	QTY
FS040	2
FS218	1

KIT #BK216

4WD FRONT KNUCKLE

BEARING	QTY
RB001	2

SEAL	QTY
RS037	1
RS001	1

KIT #BK28

You must order two (2) knuckle kits to complete front

REAR FINAL DRIVE

BEARING	QTY
RB057	1
RB056	1
SA115	1
RB042	1
RB040	1

SEAL	QTY
RS009	1
RS078	1
FS217	1

KIT #BK215

REAR WHEEL

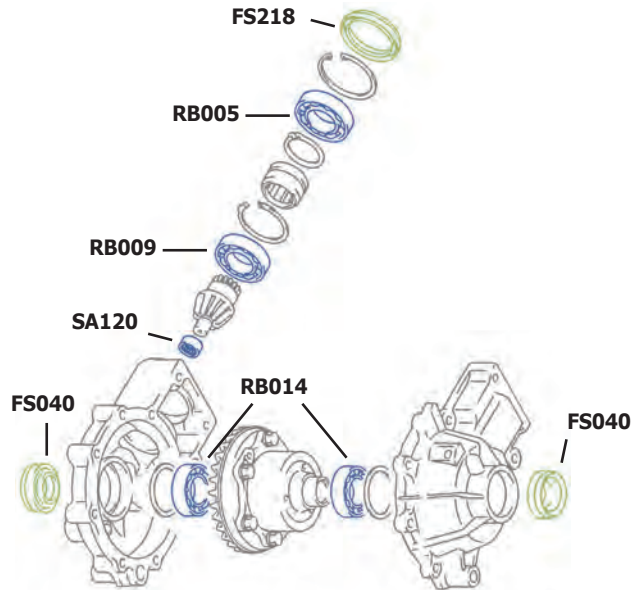
BEARING	QTY
RB001	2

SEAL	QTY
RS001	1

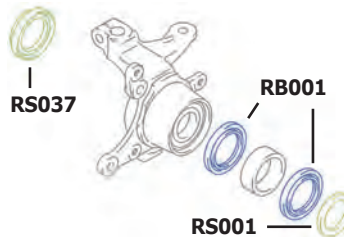
KIT #BK299

You must order two (2) kits to complete both wheels

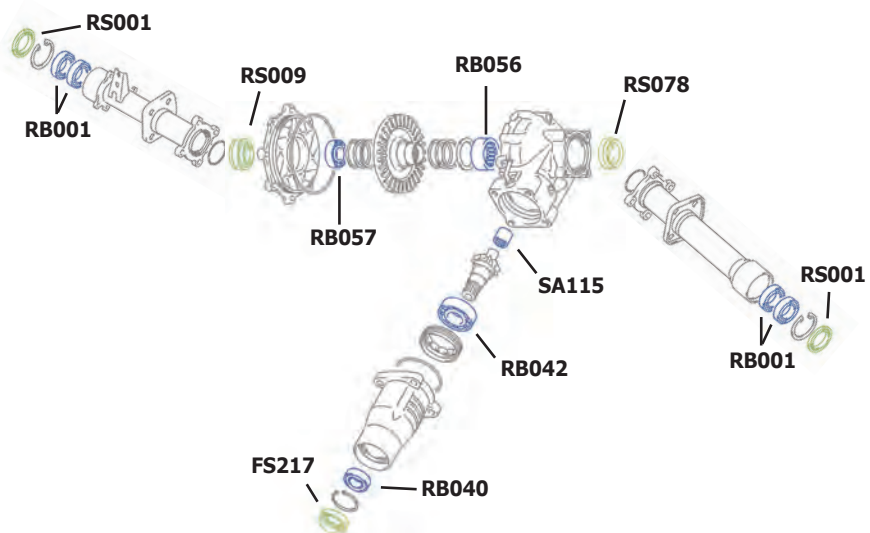
4WD FRONT FINAL DRIVE



4WD FRONT KNUCKLE



REAR FINAL DRIVE



Bearings and seals continue on the next page.

INDEX

WIDE OPEN PARTS

TIRES & WHEELS

BRAKES

AIR, OIL & FUEL

BATTERY & ELECTRICAL

ENGINE

BEARINGS

BUSHINGS

DRIVELINE

AXLES

BELTS

CONTROLS

TOOLS & CHEMICALS

EXHAUST

ACCESSORIES

Suzuki: LT-F500F 98-00

ORDER BY KIT

4WD FRONT FINAL DRIVE

BEARING	QTY
RB006	1
RB028	1
RB021	1
RB031	1
AB201	1

SEAL	QTY
RS048	3

KIT #BK56

4WD FRONT KNUCKLE

BEARING	QTY
RB001	2

SEAL	QTY
RS001	1
RS037	1

KIT #BK28

You must order two (2) knuckle kits to complete front

REAR FINAL DRIVE

BEARING	QTY
RB003	1
RB028	1
RB029	1
AB207	1
RB030	1

SEAL	QTY
RS003	1
RS045	1
RS046	1
RS058	1

SEAL	QTY
RS001	1

SEAL	QTY
RS045	1
RS046	1
RS058	1

KIT #BK46

REAR WHEEL

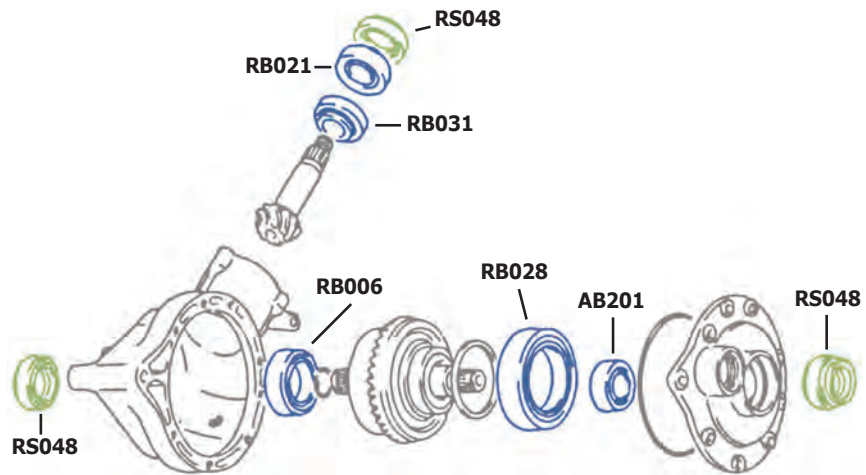
BEARING	QTY
RB001	2

SEAL	QTY
RS001	1

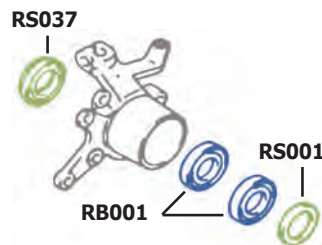
KIT #BK299

You must order two (2) kits to complete both wheels

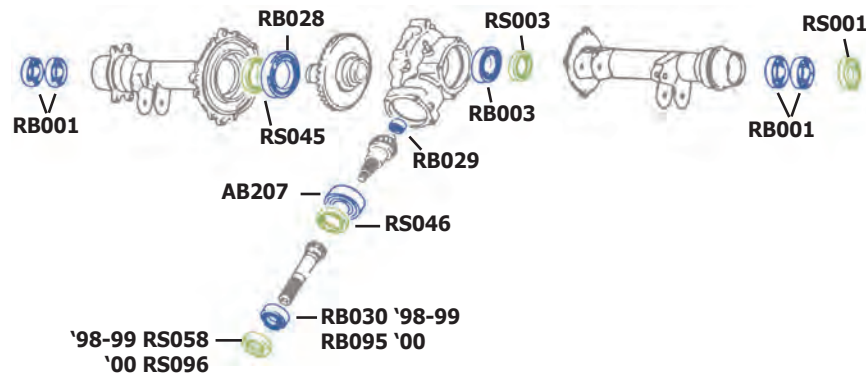
4WD FRONT FINAL DRIVE



4WD FRONT KNUCKLE



REAR FINAL DRIVE



Bearings and seals continue on the next page.

Suzuki: LT-F500F 01-02, LT-A500F 00-01

ORDER BY KIT

4WD FRONT FINAL DRIVE

BEARING	QTY
RB006	1
RB028	1
RB021	1
RB031	1
AB201	1
SEAL	QTY
RS048	3

RB006	1
RB028	1
RB021	1
RB031	1
AB201	1

SEAL	QTY
RS048	3

KIT #BK56

4WD FRONT KNUCKLE

BEARING	QTY
RB001	2

SEAL	QTY
RS001	1
RS037	1

RS001	1
RS037	1

KIT #BK28

You must order two (2) knuckle kits to complete front

REAR FINAL DRIVE

BEARING	QTY
AB207	1
RB094	1
RB092	1
RB091	1
RB007	1

AB207	1
RB094	1
RB092	1
RB091	1
RB007	1

SEAL	QTY
RS093	1
RS003	1
RS090	1
RS096	1

RS093	1
RS003	1
RS090	1
RS096	1

KIT #BK71

REAR WHEEL

BEARING	QTY
RB001	2

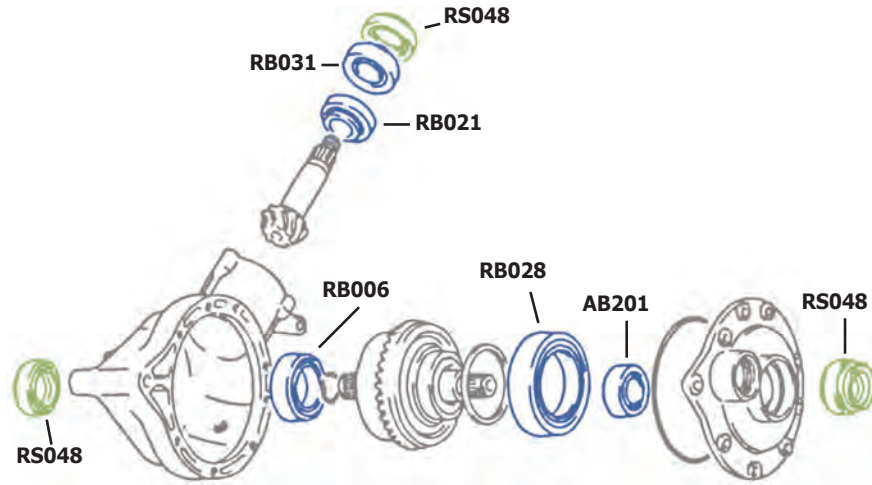
SEAL	QTY
RS001	1

RS001	1
-------	---

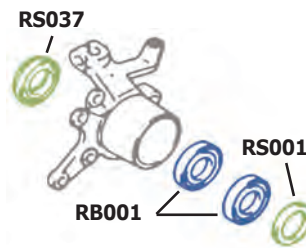
KIT #BK299

You must order two (2) kits to complete both wheels

4WD FRONT FINAL DRIVE



4WD FRONT KNUCKLE



REAR FINAL DRIVE



INDEX

WIDE OPEN PARTS

TIRES & WHEELS

BRAKES

AIR, OIL & FUEL

BATTERY & ELECTRICAL

ENGINE

BEARINGS

BUSHINGS

DRIVELINE

AXLES

BELTS

CONTROLS

TOOLS & CHEMICALS

EXHAUST

ACCESSORIES

Bearings and seals continue on the next page.

BEARINGS & SEALS

	YAMAHA ATV		WHEEL BEARING & SEAL KIT			DIFFERENTIAL BEARING & SEAL KIT		DIFFERENTIAL SEAL KIT ONLY	
	MODEL	YEAR	FRONT	REAR	[QTY REQ]	FRONT	REAR	FRONT	REAR
	YFM50 Raptor	04-08	BK224	BK115	1				
	YFZ50	17-21	BK721	BK726	1				
	YT60 TrI Zinger	84-85	BK220	BK113	1				
	YFM60 Moto 4	1986	BK221	BK112	1				
	YFM80 Moto 4	85-86	BK222	BK111	1				
	YFM80 Moto 4	87-88	BK223	BK114	1				
	YFM80 Badger	92-01	BK224	BK115	1				
	YFM80 Grizzly	05-08	BK224	BK115	1				
	YFM80 Raptor	02-08	BK224	BK115	1				
	YFM90 Grizzly	19-21	BK721	BK726	1				
	YFM90 Raptor	09-13	BK613	BK510	1				
	YFM90 Raptor	16-21	BK721	BK726	1				
	YFM100 Champ	87-88	BK204	BK116	1				
	YFM100 Champ	89-91	BK204	BK117	1				
	YFA1 Breeze	91-04	BK226	BK102	1				
	YFM125 Grizzly	04-12	BK226	BK102	1				
	YFM125 Grizzly	2013	BK226	BK190	1				
	YFM125 Raptor	11-13	BK230	BK389	1				
	YT1-125	83-85	BK222	BK102	1				
	YT1-175	82-83	BK222	BK102	1				
	YTM200 E / ER Tri Moto (See Pg. 521)	83-85	BK222	BK248	1		BK4A		SK2030
	YFM200 Moto-4	85-89	BK227	BK248	1		BK4A		SK2030
	YFS200 Blaster	88-02	BK228	BK102	1				
	YFS200 Blaster	03-06	BK240	BK120	1				
	YTM225 Tri-Moto	83-86	BK222	BK248	1		BK4A		SK2030
	YFM225 Moto-4 (See Pg. 521)	86-88	BK233	BK248	1		BK4A		SK2030
	YTZ250 Tri Moto	85-86	BK200	BK102	1				
	YTZ250 Tri Moto	85-86	BK200	BK102	1				
	YFM250 Moto-4 (See Pg. 522)	89-91	BK229	BK249	1		BK4		SK2030
	YFB250 Timberwolf 2x4	92-94	BK228	BK288	1		BK4A		SK2030
	YFB250 Timberwolf 2x4	95-98	BK229	BK288	1		BK4A		SK2030
	YFB250FW Timberwolf 4x4 (See Pg. 523)	94-00	BK28	BK288	1	BK27	BK4A		SK2030
	YFM250 Beartracker	1999	BK231	BK48	1		BK4		SK2033
	YFM250 Beartracker (See Pg. 524)	2000	BK231	BK29	1		BK4		SK2033
	YFM250 Beartracker (See Pg. 524)	01-04	BK230	BK29	1		BK4		SK2033
	YFM250B Bruin (See Pg. 524)	05-06	BK230	BK29	1		BK4		SK2033
	YFM250 Big Bear (See Pg. 524)	07-09	BK230	BK29	1		BK4		SK2033
	YFM 250 Raptor	08-13	BK230	BK389	1				
	YFM300 Grizzly	12-13	BK506	BK108	1				
	YFP350U Terra Pro	1988	BK229	BK119					
	YFM350ER Moto-4	87-89	BK233	BK249	1		BK4		SK2030
	YFM350ER Moto-4	90-95	BK229	BK249	1		BK4		SK2030
	YFM350FW Big Bear (See Pg. 525)	87-95	BK28	BK273	1	BK30	BK4		SK2030
	YFM350FW Big Bear	96-97	BK28	BK48	1	BK30	BK4		SK2033
	YFM350FW Big Bear (See Pg. 526)	98-99	BK28	BK48	1	BK32	BK4	SK2001	SK2033
	YFM350U Big Bear	96-99	BK28	BK48	1		BK4		SK2033
	YFM350BA Bruin 2x4	04-06	BK28	BK29	1		BK4		SK2033

KEY

- 1 Two (2) kits are required to complete front wheel bearing and seal kit.
- 2 One (1) kit is required to complete swing arm bearing and seal kit.

! PLEASE NOTE THE NUMBER OF KITS REQUIRED FOR REAR WHEEL BEARING & SEAL KITS

Bearings and seals continue on the next page.

YAMAHA ATV		WHEEL BEARING & SEAL KIT			DIFFERENTIAL BEARING & SEAL KIT		DIFFERENTIAL SEAL KIT ONLY	
MODEL	YEAR	FRONT	REAR	[QTY REQ]	FRONT	REAR	FRONT	REAR
YFM350FA Bruin 4x4 (See Pg. 528)	04-06	BK28	BK29	1	BK70	BK4	SK2028	SK2033
YFM350GW Grizzly 2x4	07-11	BK28	BK29	1		BK4		SK2033
YFM350FGW Grizzly SRA 4x4 (See Pg. 528)	07-14	BK28	BK29	1	BK70	BK4	SK2028	SK2033
YFM350 Grizzly IRS (See Pg. 538)	07-11	BK28	RB055	2	BK454	BK453	SK2044	SK2098A
YFM350 Warrior	87-04	BK230	BK121	1				
YFM350 Raptor	04-13	BK230	BK389	1				
YFM35FX Wolverine (See Pg. 527)	95-97	BK28	BK40	1	BK32B	BK4		SK2033
YFM35FX Wolverine (See Pg. 527)	98-99	BK28	BK40	1	BK32B	BK4	SK2001	SK2033
YFM35FX Wolverine (See Pg. 527)	00-05	BK28	BK50	1	BK32B	BK4	SK2001	SK2033
YFM35X Wolverine	06-09	BK28	BK29	1		BK4		SK2033
YFZ350 Banshee	87-88	BK230		1				
YFZ350 Banshee	89-06	BK230	BK120	1				
YFM400 Big Bear 2x4	00-04	BK28	BK29	1		BK4		SK2033
YFM400 Big Bear 4x4 (See Pg. 527)	00-01	BK28	BK29	1	BK32	BK4	SK2001	SK2033
YFM400 Big Bear 4x4 (See Pg. 529)	02-06	BK28	BK29	1	BK70	BK4	SK2028	SK2033
YFM400 Big Bear IRS (See Pg. 538)	07-12	BK28	RB055	2	BK454	BK453	SK2044	SK2098A
YFM400 Grizzly IRS	07-08	BK28	RB055	2	BK70	BK266	SK2028	
YFM400 Kodiak 2x4	00-01	BK28	BK41	1		BK4		SK2033
YFM400 Kodiak 2x4	03-04	BK28	BK29	1		BK4		SK2033
YFM400 Kodiak 4x4 (See Pg. 530)	93-98	BK28	BK42	1	BK30	BK4	SK2026A	SK2033
YFM400 Kodiak 4x4 (See Pg. 526)	1999	BK28	BK48	1	BK32	BK4	SK2001	SK2033
YFM400 Kodiak 4x4	00-02	BK28	BK41	1	BK70	BK4	SK2028	SK2033
YFM400 Kodiak 4x4 (See Pg. 529)	03-04	BK28	BK29	1	BK70	BK4	SK2028	SK2033
YFM400 Kodiak 4x4	05-06	BK28	RB055	2	BK70	BK266	SK2028	
YFM450 Grizzly IRS (See Pg. 532)	2007	BK28	RB055	2	BK88	BK266	SK2044	
YFM450 Grizzly IRS (See Pg. 538)	08-14	BK28	RB055	2	BK454	BK453	SK2044	SK2098A
YFM450 Kodiak (See Pg. 531)	03-04	BK28	BK41	1	BK88	BK4	SK2044	SK2033
YFM450 Kodiak (See Pg. 532)	05-06	BK28	RB055	2	BK88	BK266	SK2044	
YFM450 Kodiak	18-21	RB055	RB055	2	BK70	BK2099A	SK2028	
YFM450 Kodiak SE	20-21	RB055	RB055	2	BK2073A	BK2099A	SK2044	
YFM45FX 450 Wolverine	06-10	BK28	BK151	1	BK70	BK4	SK2028	SK2033
YFZ450	04-05	BK230	BK381	1				
YFZ450	06-09	BK230	BK392	1				
YFZ450	12-13	BK230	BK160	1				
YFZ450R	09-21	BK230	BK310	1				
YFZ450X	10-11	BK230	BK310	1				
YFM550 Grizzly (See Pg. 537)	09-14	RB055	RB055	2	BK92	BK91	SK2044	SK2074
YFM600 Grizzly (See Pg. 533)	1998	BK28	BK48	1	BK36	BK4		SK2033
YFM600 Grizzly (See Pg. 533)	99-01	BK28	BK29	1	BK36	BK4		SK2033
YFM660 Grizzly (See Pg. 535)	2002	BK28	BK89	1	BK88	BK87	SK2044	SK2045
YFM660 Grizzly (See Pg. 535)	03-08	RB055	RB055	2	BK88	BK87	SK2044	SK2045
YFM660R Raptor	01-05	BK230	BK120	1				
YFM700R Raptor	06-12	BK230	BK392	1				
YFM700R Raptor	13-21	BK230	BK160	1				

Bearings and seals continue on the next page.



INDEX

WIDE OPEN PARTS

TIRES & WHEELS

BRAKES

AIR, OIL & FUEL

BATTERY & ELECTRICAL

ENGINE

BEARINGS

BUSHINGS

DRIVELINE

AXLES

BELTS

CONTROLS

TOOLS & CHEMICALS

EXHAUST

ACCESSORIES



YAMAHA ATV		WHEEL BEARING & SEAL KIT			DIFFERENTIAL BEARING & SEAL KIT		DIFFERENTIAL SEAL KIT ONLY	
MODEL	YEAR	FRONT	REAR	[QTY REQ]	FRONT	REAR	FRONT	REAR
YFM700 Grizzly (See Pg. 537)	07-21	RB055	RB055	2	BK92	BK91	SK2044	SK2074
YFM700 Kodiak	16-21	RB055	RB055	2	BK92	BK2109	SK2044	SK2109
YFM700 Kodiak EPS	2016	RB055	RB055	2	BK92	BK91	SK2044	SK2074
YFM700 Kodiak EPS	17-21	RB055	RB055	2	BK92	BK2109	SK2044	SK2109

YAMAHA UTV		WHEEL BEARING & SEAL KIT			DIFFERENTIAL BEARING & SEAL KIT		DIFFERENTIAL SEAL KIT ONLY	
MODEL	YEAR	FRONT	REAR	[QTY REQ]	FRONT	REAR	FRONT	REAR
YXR450 Rhino (See Pg. 534)	06-09	BK365	BK500	2	BK88	BK87	SK2044	SK2045
YXR660 Rhino (See Pg. 534)	04-07	BK365	BK500	2	BK88	BK87	SK2044	SK2045
YXR700 Rhino (See Pg. 536)	08-13	BK365	BK500	2	BK90	BK87	SK2044	SK2045
YXM700 Viking	14-21	BK372	BK372	2	BK92		SK2044	
YXC700 Viking VI	15-21	BK372	BK372	2	BK92		SK2044	
YXE700 Wolverine	16-18	BK372	BK372	2	BK92		SK2044	
YXE850 Wolverine X2	18-21	BK372	BK372	2				
YXF850 Wolverine X4	18-21	BK372	BK372	2				
YXE1000 Wolverine Rmax 2	2021	RB090	TBA	2				
YXF1000 Wolverine Rmax 4	2021	RB090	TBA	2				
YXZ1000	2016	BK500	BK734	2	BK92		SK2044	
YXZ1000	17-18	RB055	BK734	2	BK92		SK2044	
YXZ1000	19-21	RB090	BK1787A	2	BK92		SK2044	

- KEY**
- 1 Two (2) kits are required to complete front wheel bearing and seal kit.
 - 2 One (1) kit is required to complete swing arm bearing and seal kit.
- ! PLEASE NOTE THE NUMBER OF KITS REQUIRED FOR REAR WHEEL BEARING & SEAL KITS

Bearings and seals continue on the next page.

Yamaha: YTM200E/ER 83-85, YFM225 86-88

ORDER BY KIT

FRONT WHEEL: YTM200E/ER

BEARING	QTY
FB103	2

SEAL	QTY
FS108	2

KIT #BK222

FRONT WHEEL: YTM2250DR/DX

BEARING	QTY
FB103	2

SEAL	QTY
FS108	2

KIT #BK222

FRONT WHEEL: YFM200/225

BEARING	QTY
FB102	2
FB103	2

SEAL	QTY
FS204	2
FS108	2

KIT #BK233

REAR FINAL DRIVE

BEARING	QTY
RB020	1
RB019	1
SA112	1
AB213	1

SEAL	QTY
RS031	1
RS030	1
RS032	1

KIT #BK4A

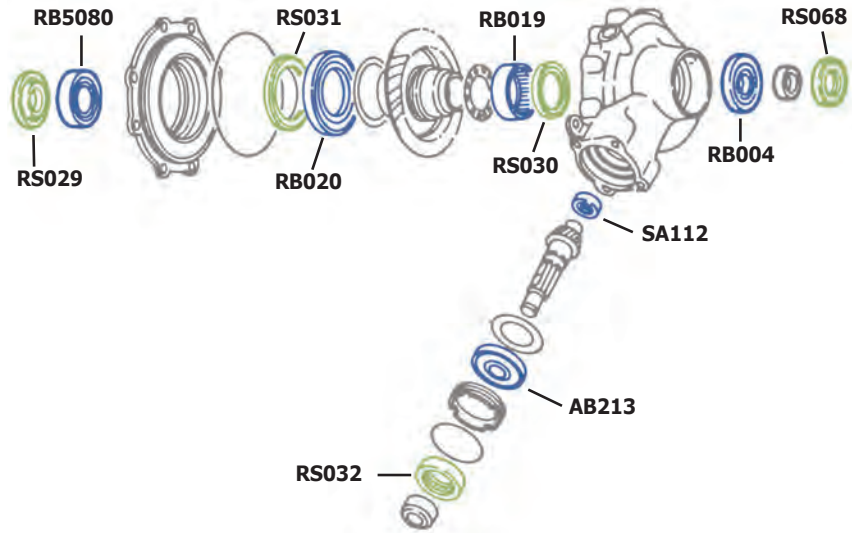
REAR WHEEL

BEARING	QTY
RB004	1
RB5080	1

SEAL	QTY
RS029	1
RS068	1

KIT #BK248

REAR FINAL DRIVE



- INDEX
- WIDE OPEN PARTS
- TIRES & WHEELS
- BRAKES
- AIR, OIL & FUEL
- BATTERY & ELECTRICAL
- ENGINE
- BEARINGS**
- BUSHINGS
- DRIVELINE
- AXLES
- BELTS
- CONTROLS
- TOOLS & CHEMICALS
- EXHAUST
- ACCESSORIES



Bearings and seals continue on the next page.

Yamaha: YMF250 Moto 4 89-91

ORDER BY KIT

FRONT WHEEL:

BEARING	QTY
FB015	1
FB101	1

SEAL	QTY
BS215	1
FS101	1

SEAL	QTY
BS215	1
FS101	1

SEAL	QTY
BS215	1
FS101	1

SEAL	QTY
BS215	1
FS101	1

SEAL	QTY
BS215	1
FS101	1

SEAL	QTY
BS215	1
FS101	1

REAR FINAL DRIVE

BEARING	QTY
RB020	1
RB019	1
SA113	1
AB213	1

BEARING	QTY
RB020	1
RB019	1
SA113	1
AB213	1

BEARING	QTY
RB020	1
RB019	1
SA113	1
AB213	1

BEARING	QTY
RB020	1
RB019	1
SA113	1
AB213	1

BEARING	QTY
RB020	1
RB019	1
SA113	1
AB213	1

SEAL	QTY
RS031	1
RS030	1
RS032	1

SEAL	QTY
RS031	1
RS030	1
RS032	1

SEAL	QTY
RS031	1
RS030	1
RS032	1

SEAL	QTY
RS031	1
RS030	1
RS032	1

SEAL	QTY
RS031	1
RS030	1
RS032	1

KIT #BK4

REAR WHEEL:

BEARING	QTY
RB4070	1
RB5080	1

BEARING	QTY
RB4070	1
RB5080	1

BEARING	QTY
RB4070	1
RB5080	1

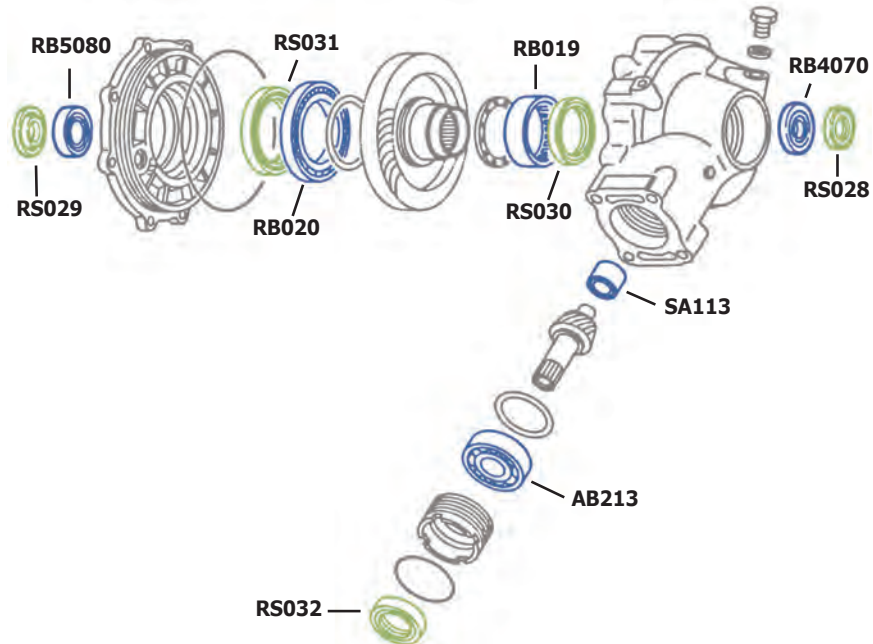
SEAL	QTY
RS028	1
RS029	1

SEAL	QTY
RS028	1
RS029	1

SEAL	QTY
RS028	1
RS029	1

KIT #BK249

REAR FINAL DRIVE



Bearings and seals continue on the next page.

Yamaha: YFM250FW Timberwolf 94-00

ORDER BY KIT

4WD FRONT FINAL DRIVE

BEARING	QTY
AB206	2
RB025	1
RB021	1

SEAL	QTY
RS035	2
RS034	1

KIT #BK27

4WD FRONT KNUCKLE

BEARING	QTY
RB001	2

SEAL	QTY
RS001	1
RS037	1

KIT #BK28

You must order two (2) knuckle kits to complete front

REAR FINAL DRIVE

BEARING	QTY
RB020	1
RB019	1
SA112	1
AB213	1

SEAL	QTY
RS031	1
RS030	1
RS032	1

KIT #BK4A

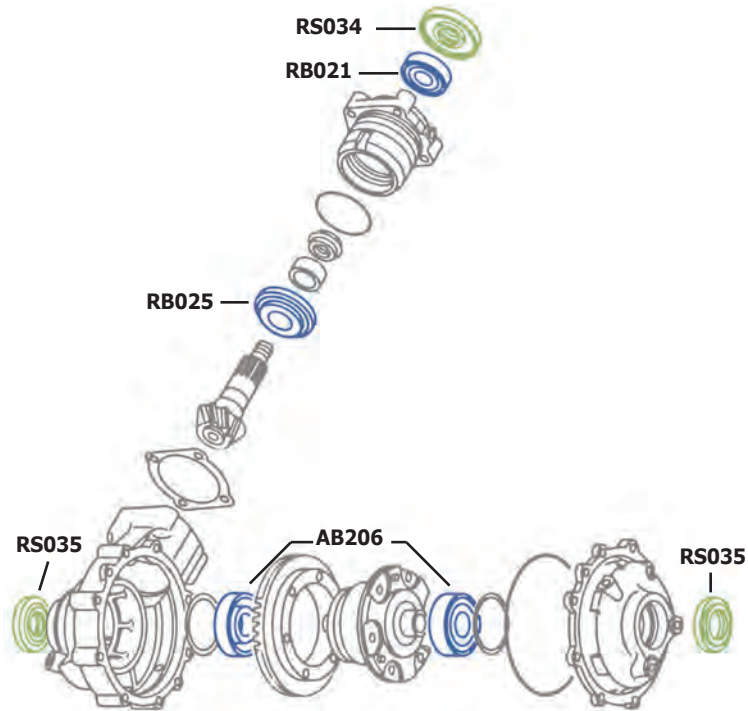
REAR WHEEL

BEARING	QTY
RB004	1
RB008	1

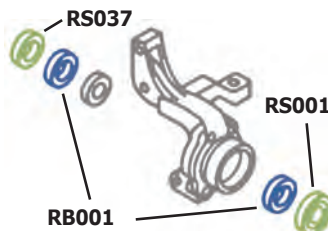
SEAL	QTY
RS014	1
RS010	1
RS033	1

KIT #BK288

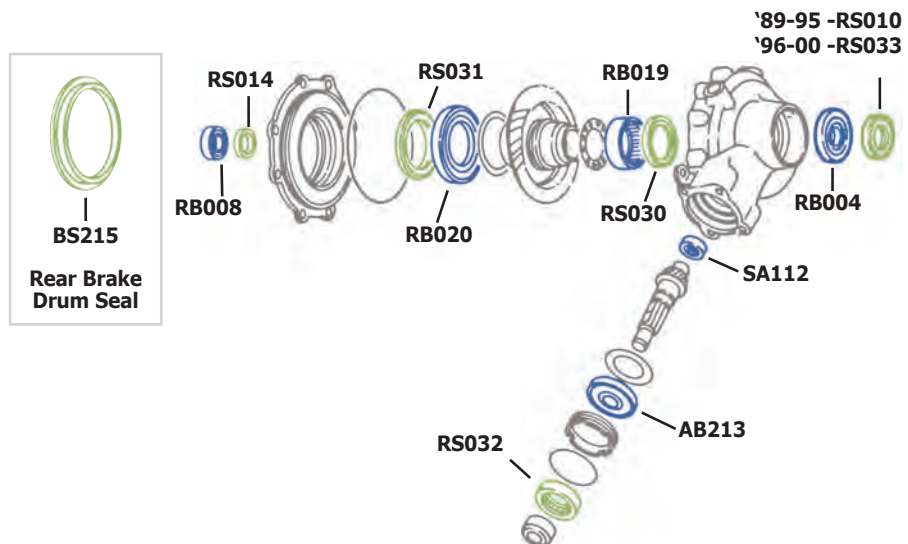
4WD FRONT FINAL DRIVE



4WD FRONT KNUCKLE



REAR FINAL DRIVE



INDEX

WIDE OPEN PARTS

TIRES & WHEELS

BRAKES

AIR, OIL & FUEL

BATTERY & ELECTRICAL

ENGINE

BEARINGS

BUSHINGS

DRIVELINE

AXLES

BELTS

CONTROLS

TOOLS & CHEMICALS

EXHAUST

ACCESSORIES

Yamaha: YFM250 Bear Tracker 00-05, YFM250 Bruin 05-06, YFM250 Big Bear 07-09

ORDER BY KIT

FRONT WHEEL: 99-00 ONLY

BEARING	QTY
FB110	1
FB103	1

SEAL	QTY
FS114	1

KIT #BK231
You must order two (2)
knuckle kits to complete front

FRONT WHEEL: 01-05 ONLY

BEARING	QTY
FB101	1
FB105	1

SEAL	QTY
FS205	1
FS101	1

KIT #BK230
You must order two (2)
knuckle kits to complete front

REAR FINAL DRIVE

BEARING	QTY
RB020	1
RB019	1
SA114	1
AB213	1

SEAL	QTY
RS030	1
RS031	1
RS032	1

KIT #BK4

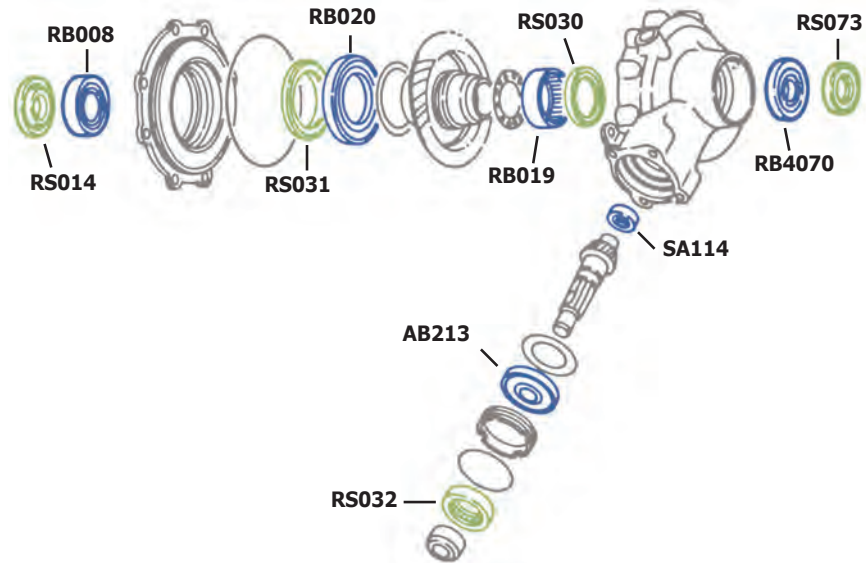
REAR WHEEL

BEARING	QTY
RB008	1
RB4070	1

SEAL	QTY
RS014	1
RS073	1

KIT #BK29

REAR FINAL DRIVE



Bearings and seals continue on the next page.

PLACE YOUR ORDER WITH US ...

BY PHONE: 1-800-367-9603 » BY FAX: 901-377-3392 » ONLINE: WWW.JMATV.COM

Yamaha: YFM350FW Big Bear 87-95

ORDER BY KIT

4WD FRONT FINAL DRIVE

BEARING	QTY
AB206	2
RB025	1
RB021	1

SEAL	QTY
RS035	2
RS034	1

KIT #BK30

4WD FRONT KNUCKLE

BEARING	QTY
RB001	2

SEAL	QTY
RS001	1
RS037	1

KIT #BK28

You must order two (2) knuckle kits to complete front

REAR FINAL DRIVE

BEARING	QTY
RB020	1
RB019	1
SA113	1
AB213	1

SEAL	QTY
RS031	1
RS030	1
RS032	1

KIT #BK4

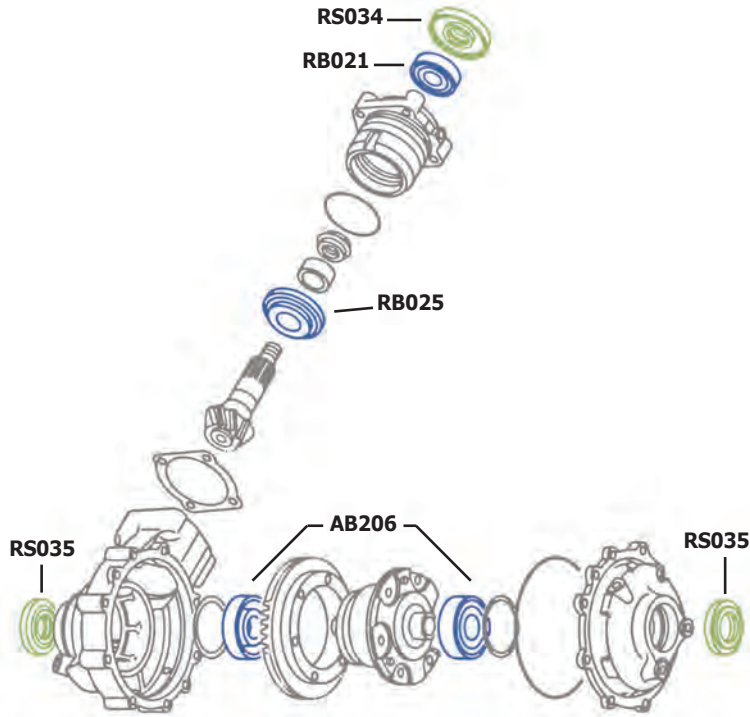
REAR WHEEL

BEARING	QTY
RB4070	1
RB5080	1

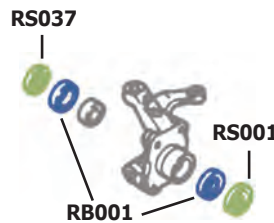
SEAL	QTY
RS028	1
RS115	1

KIT #BK273

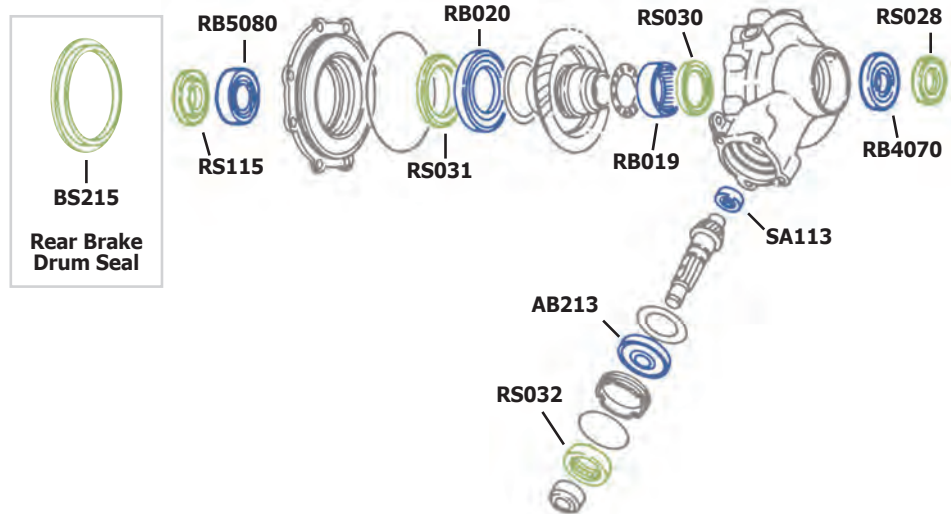
4WD FRONT FINAL DRIVE



4WD FRONT KNUCKLE



REAR FINAL DRIVE



INDEX

WIDE OPEN PARTS

TIRES & WHEELS

BRAKES

AIR, OIL & FUEL

BATTERY & ELECTRICAL

ENGINE

BEARINGS

BUSHINGS

DRIVELINE

AXLES

BELTS

CONTROLS

TOOLS & CHEMICALS

EXHAUST

ACCESSORIES

Yamaha: YFM350FW Big Bear 96-99, YFM400FW Kodiak '99

ORDER BY KIT

4WD FRONT FINAL DRIVE

BEARING	QTY
RB014	2
AB220	1

SEAL	QTY
RS039	2
FS200	1

SEAL	QTY
RS039	2
FS200	1

SEAL	QTY
RS039	2
FS200	1

SEAL	QTY
RS039	2
FS200	1

SEAL	QTY
RS039	2
FS200	1

SEAL	QTY
RS039	2
FS200	1

SEAL	QTY
RS039	2
FS200	1

SEAL	QTY
RS039	2
FS200	1

SEAL	QTY
RS039	2
FS200	1

SEAL	QTY
RS039	2
FS200	1

SEAL	QTY
RS039	2
FS200	1

SEAL	QTY
RS039	2
FS200	1

SEAL	QTY
RS039	2
FS200	1

SEAL	QTY
RS039	2
FS200	1

SEAL	QTY
RS039	2
FS200	1

SEAL	QTY
RS039	2
FS200	1

SEAL	QTY
RS039	2
FS200	1

SEAL	QTY
RS039	2
FS200	1

SEAL	QTY
RS039	2
FS200	1

SEAL	QTY
RS039	2
FS200	1

SEAL	QTY
RS039	2
FS200	1

SEAL	QTY
RS039	2
FS200	1

SEAL	QTY
RS039	2
FS200	1

SEAL	QTY
RS039	2
FS200	1

SEAL	QTY
RS039	2
FS200	1

SEAL	QTY
RS039	2
FS200	1

SEAL	QTY
RS039	2
FS200	1

SEAL	QTY
RS039	2
FS200	1

SEAL	QTY
RS039	2
FS200	1

SEAL	QTY
RS039	2
FS200	1

SEAL	QTY
RS039	2
FS200	1

SEAL	QTY
RS039	2
FS200	1

SEAL	QTY
RS039	2
FS200	1

SEAL	QTY
RS039	2
FS200	1

SEAL	QTY
RS039	2
FS200	1

SEAL	QTY
RS039	2
FS200	1

SEAL	QTY
RS039	2
FS200	1

SEAL	QTY
RS039	2
FS200	1

SEAL	QTY
RS039	2
FS200	1

SEAL	QTY
RS039	2
FS200	1

SEAL	QTY
RS039	2
FS200	1

SEAL	QTY
RS039	2
FS200	1

SEAL	QTY
RS039	2
FS200	1

SEAL	QTY
RS039	2
FS200	1

SEAL	QTY
RS039	2
FS200	1

SEAL	QTY
RS039	2
FS200	1

SEAL	QTY
RS039	2
FS200	1

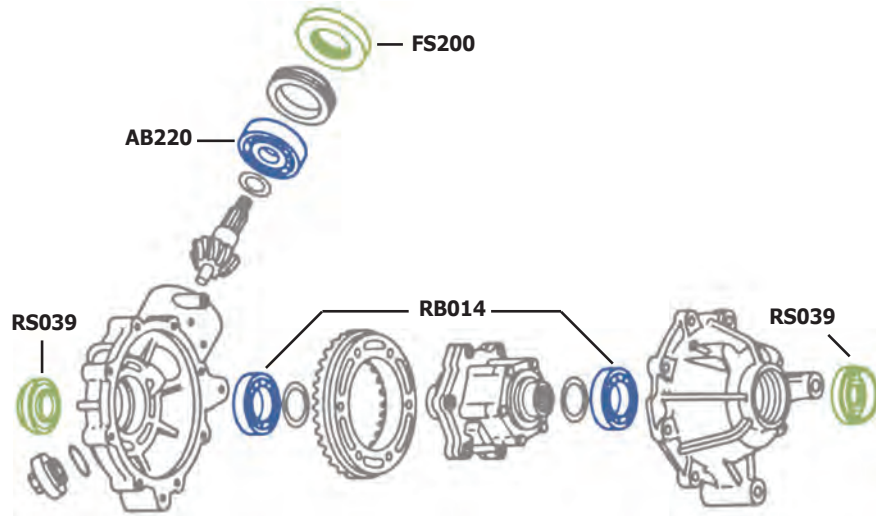
SEAL	QTY
RS039	2
FS200	1

SEAL	QTY
RS039	2
FS200	1

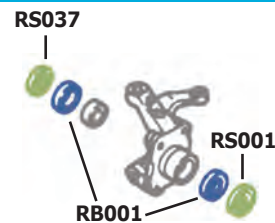
SEAL	QTY
RS039	2
FS200	1

SEAL	QTY
RS039	2
FS200	1

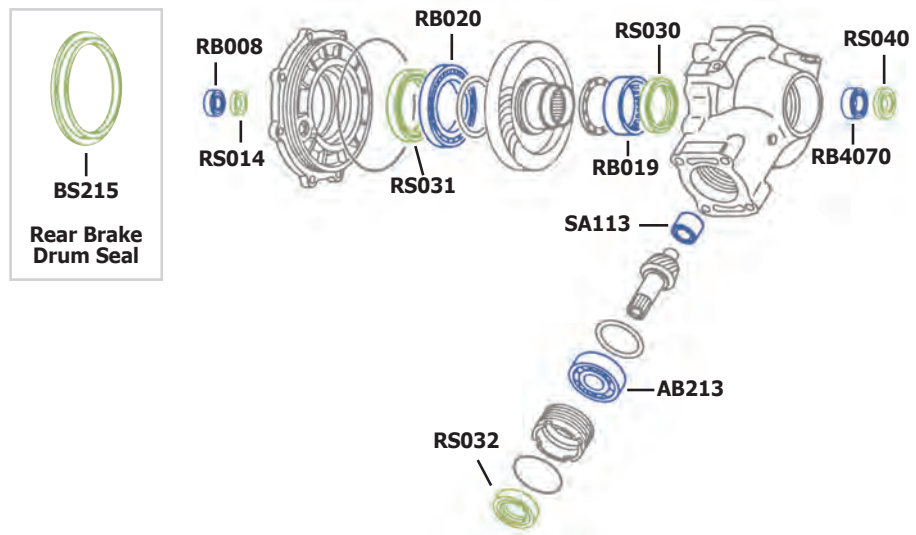
4WD FRONT FINAL DRIVE



4WD FRONT KNUCKLE



REAR FINAL DRIVE



Bearings and seals continue on the next page.

Yamaha: YFM35FX Wolverine 95-05, YFM400 Big Bear 00-01

ORDER BY KIT

4WD FRONT FINAL DRIVE: 95-96

BEARING	QTY
RB014	1
RB017	1
AB220	1

SEAL	QTY
RS039	2
FS200	1

KIT #BK32B

4WD FRONT FINAL DRIVE: 97-05

BEARING	QTY
RB014	2
AB220	1

SEAL	QTY
RS039	2
FS200	1

KIT #BK32

4WD FRONT KNUCKLE

BEARING	QTY
RB001	2

SEAL	QTY
RS037	1
RS001	1

KIT #BK28

You must order two (2) knuckle kits to complete front

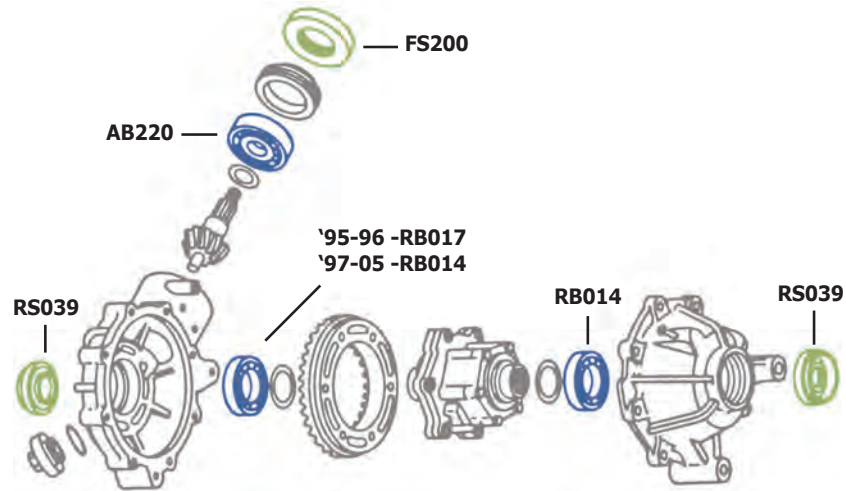
REAR FINAL DRIVE

BEARING	QTY
RB020	1
RB019	1
SA113	1
AB213	1

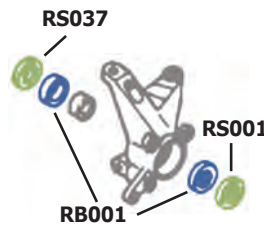
SEAL	QTY
RS031	1
RS030	1
RS032	1

KIT #BK4

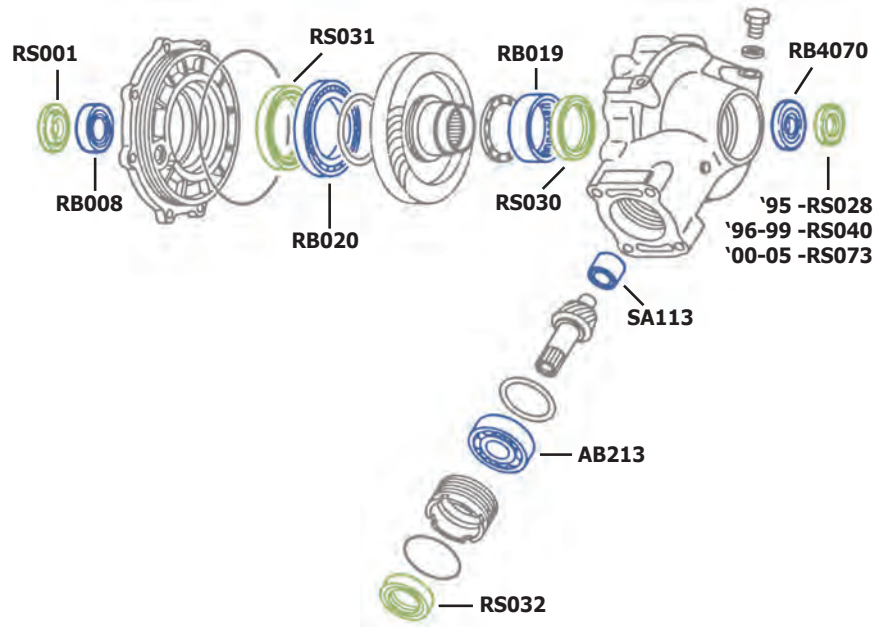
4WD FRONT FINAL DRIVE



4WD FRONT KNUCKLE



REAR FINAL DRIVE



INDEX

WIDE OPEN PARTS

TIRES & WHEELS

BRAKES

AIR, OIL & FUEL

BATTERY & ELECTRICAL

ENGINE

BEARINGS

BUSHINGS

DRIVELINE

AXLES

BELTS

CONTROLS

TOOLS & CHEMICALS

EXHAUST

ACCESSORIES

Bearings and seals continue on the next page.

Yamaha: YFM350 Bruin/Grizzly (SRA) 04-14

ORDER BY KIT

4WD FRONT FINAL DRIVE

BEARING	QTY
RB002	3
RB023	1
AB225	1
SEAL	QTY
RS089	2
RS088	1

KIT #BK70

4WD FRONT KNUCKLE

BEARING	QTY
RB001	2
SEAL	QTY
RS037	1
RS001	1

KIT #BK28

You must order two (2) knuckle kits to complete front

REAR FINAL DRIVE

BEARING	QTY
RB020	1
RB019	1
SA113	1
AB213	1
SEAL	QTY
RS031	1
RS030	1
RS032	1

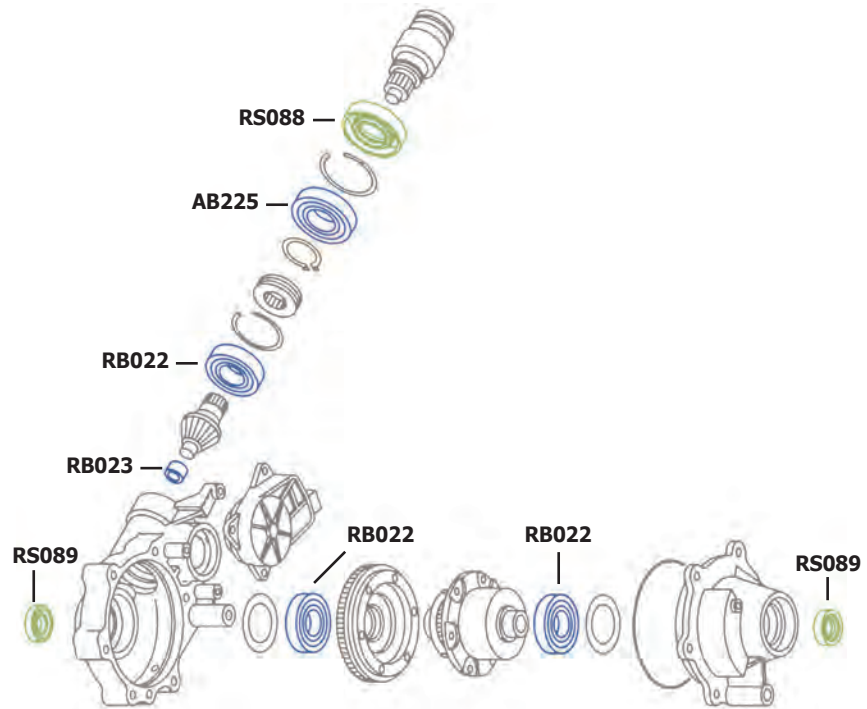
KIT #BK4

REAR WHEEL

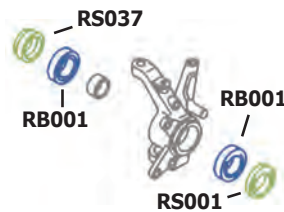
BEARING	QTY
RB008	1
RB4070	1
SEAL	QTY
RS014	1
RS073	1

KIT #BK29

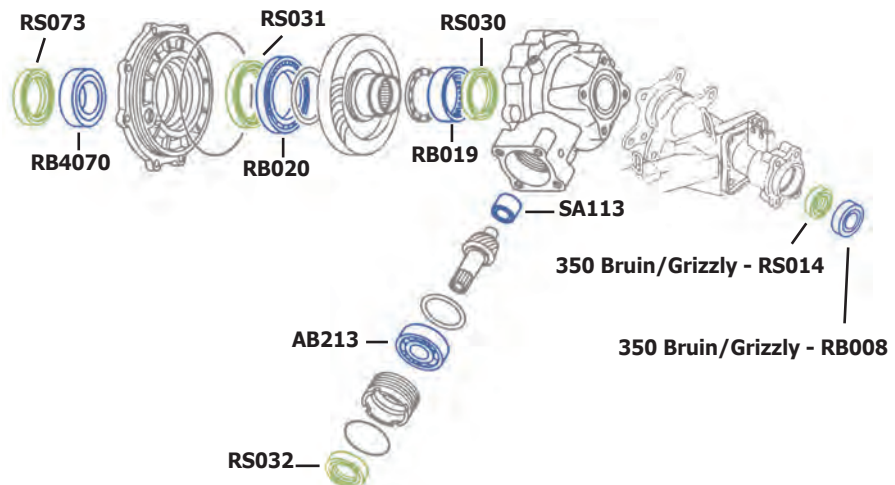
4WD FRONT FINAL DRIVE



4WD FRONT KNUCKLE



REAR FINAL DRIVE



Bearings and seals continue on the next page.

Yamaha: YFM400 Kodiak 03-04, YFM400 Big Bear 02-06

ORDER BY KIT

4WD FRONT FINAL DRIVE

BEARING	QTY
RB002	3
RB023	1
AB225	1

SEAL	QTY
RS089	2
RS088	1

KIT #BK70

4WD FRONT KNUCKLE

BEARING	QTY
RB001	2

SEAL	QTY
RS037	1
RS001	1

KIT #BK28

You must order two (2) knuckle kits to complete front

REAR FINAL DRIVE

BEARING	QTY
RB020	1
RB019	1
SA113	1
AB213	1

SEAL	QTY
RS031	1
RS030	1
RS032	1

KIT #BK4

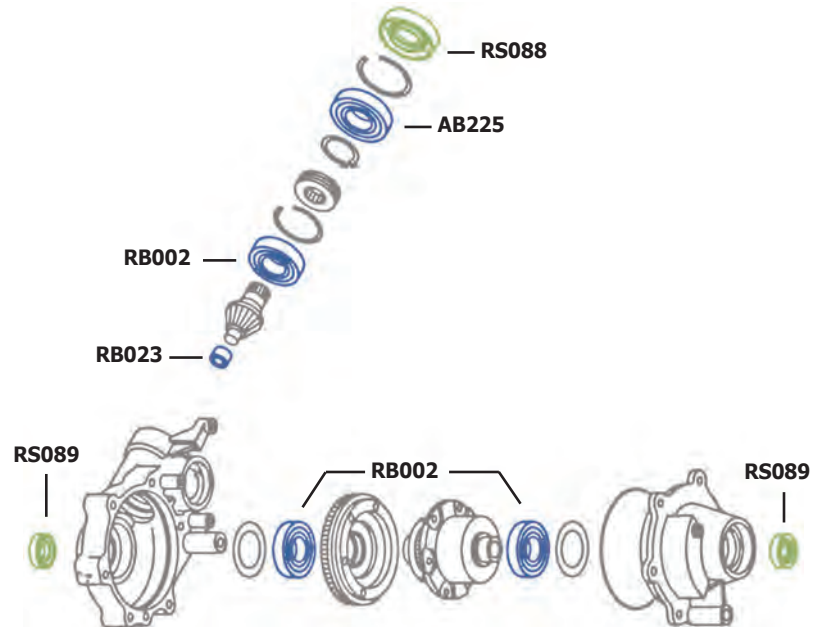
REAR WHEEL

BEARING	QTY
RB008	1
RB4070	1

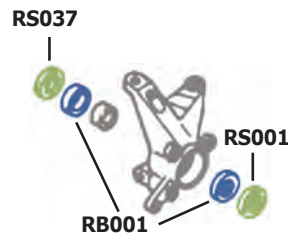
SEAL	QTY
RS014	1
RS073	1

KIT #BK29

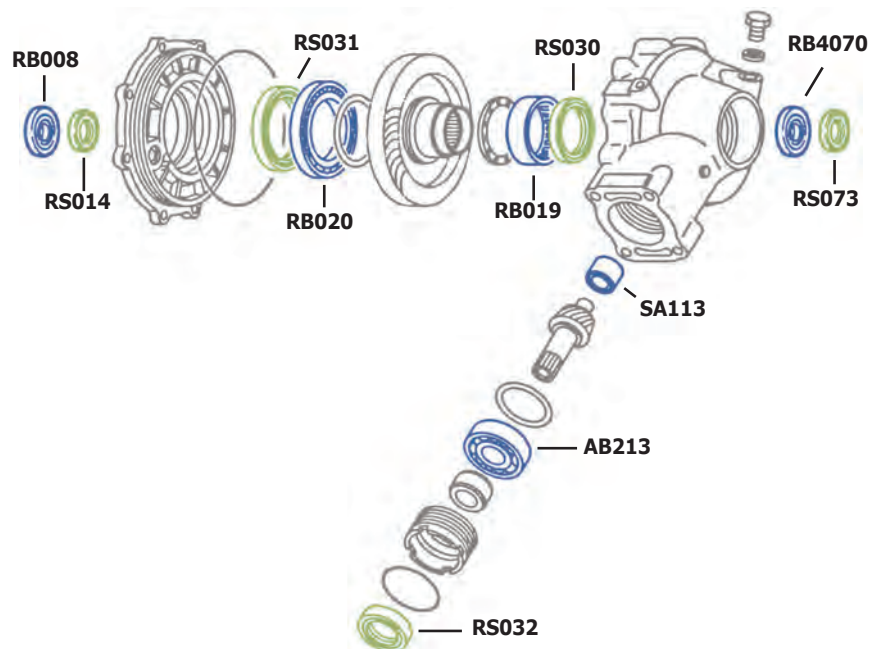
4WD FRONT FINAL DRIVE



4WD FRONT KNUCKLE



REAR FINAL DRIVE



INDEX

WIDE OPEN PARTS

TIRES & WHEELS

BRAKES

AIR, OIL & FUEL

BATTERY & ELECTRICAL

ENGINE

BEARINGS

BUSHINGS

DRIVELINE

AXLES

BELTS

CONTROLS

TOOLS & CHEMICALS

EXHAUST

ACCESSORIES

Yamaha: FM400FW Kodiak 93-98

ORDER BY KIT

4WD FRONT FINAL DRIVE

BEARING	QTY
---------	-----

AB206	2
-------	---

RB025	1
-------	---

RB021	1
-------	---

SEAL	QTY
------	-----

RS035	2
-------	---

RS034	1
-------	---

KIT #BK30

4WD FRONT KNUCKLE

BEARING	QTY
---------	-----

RB001	2
-------	---

SEAL	QTY
------	-----

RS037	1
-------	---

RS001	1
-------	---

KIT #BK28

You must order two (2) knuckle kits to complete front

REAR FINAL DRIVE

BEARING	QTY
---------	-----

RB020	1
-------	---

RB019	1
-------	---

SA113	1
-------	---

AB213	1
-------	---

SEAL	QTY
------	-----

RS031	1
-------	---

RS030	1
-------	---

RS032	1
-------	---

KIT #BK4

REAR WHEEL

BEARING	QTY
---------	-----

RB008	1
-------	---

RB4070	1
--------	---

SEAL	QTY
------	-----

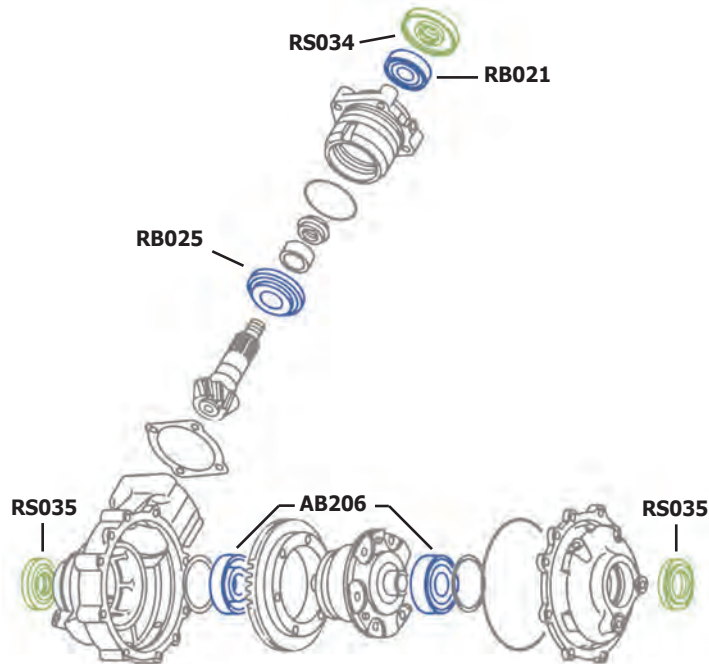
RS014	1
-------	---

RS028	1
-------	---

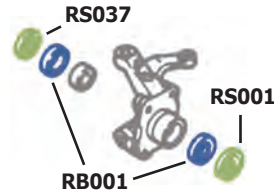
RS040	1
-------	---

KIT #BK42

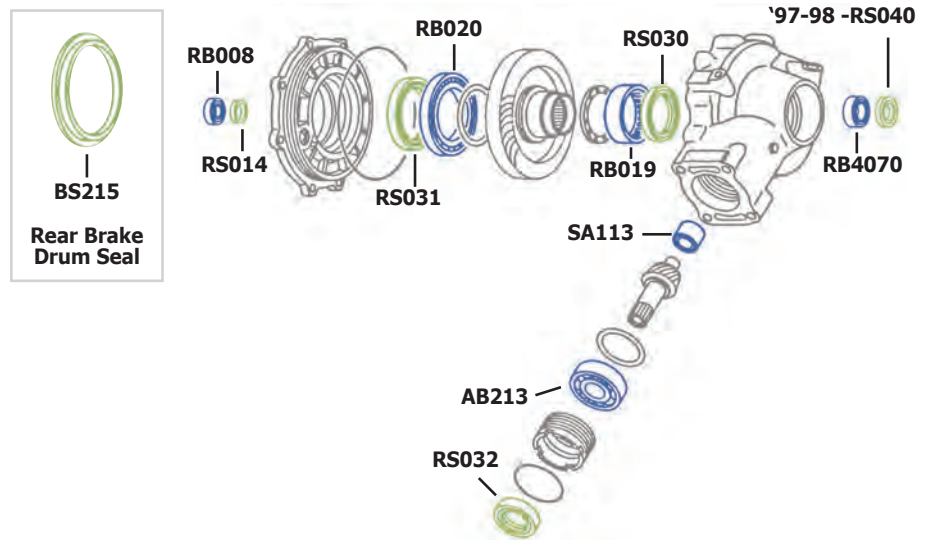
4WD FRONT FINAL DRIVE



4WD FRONT KNUCKLE



REAR WHEEL



'93-96 -RS028
'97-98 -RS040

Rear Brake Drum Seal

Yamaha: YFM450 Kodiak 03-04

ORDER BY KIT

4WD FRONT FINAL DRIVE

BEARING	QTY
---------	-----

RB002	2
-------	---

RB052	1
-------	---

RB054	1
-------	---

RB046	1
-------	---

SEAL	QTY
------	-----

RS089	2
-------	---

RS060	1
-------	---

KIT #BK88

4WD FRONT KNUCKLE

BEARING	QTY
---------	-----

RB001	2
-------	---

SEAL	QTY
------	-----

RS037	1
-------	---

RS001	1
-------	---

KIT #BK28

You must order two (2) knuckle kits to complete front

REAR FINAL DRIVE

BEARING	QTY
---------	-----

RB020	1
-------	---

RB019	1
-------	---

SA113	1
-------	---

AB213	1
-------	---

SEAL	QTY
------	-----

RS031	1
-------	---

RS030	1
-------	---

RS032	1
-------	---

KIT #BK4

REAR WHEEL

BEARING	QTY
---------	-----

RB001	1
-------	---

RB4070	1
--------	---

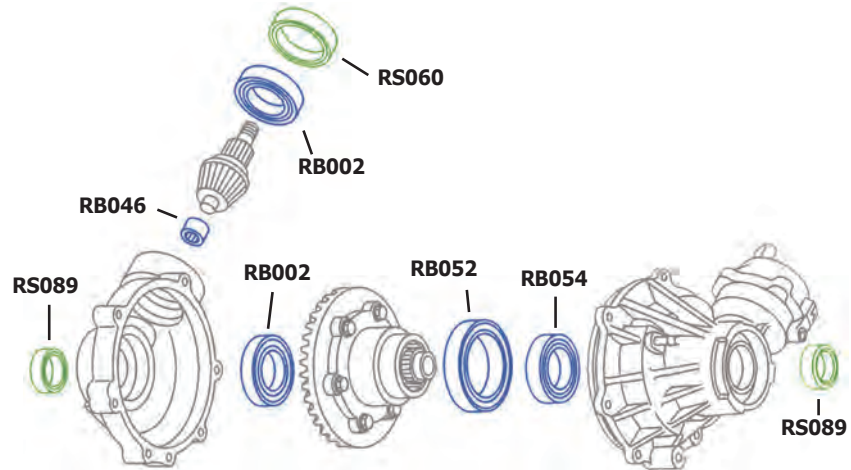
SEAL	QTY
------	-----

RS001	1
-------	---

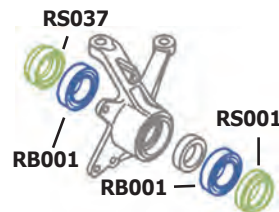
RS073	1
-------	---

KIT #BK41

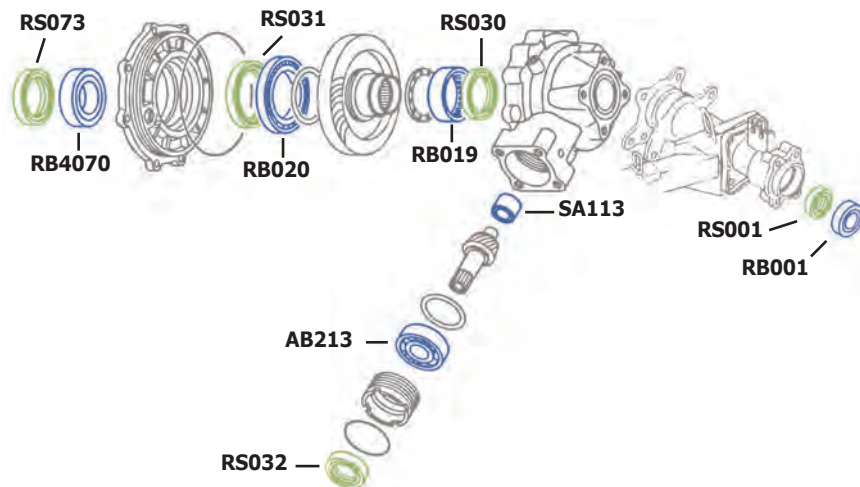
4WD FRONT FINAL DRIVE



FRONT KNUCKLE



REAR WHEEL



Bearings and seals continue on the next page.



INDEX

WIDE OPEN PARTS

TIRES & WHEELS

BRAKES

AIR, OIL & FUEL

BATTERY & ELECTRICAL

ENGINE

BEARINGS

BUSHINGS

DRIVELINE

AXLES

BELTS

CONTROLS

TOOLS & CHEMICALS

EXHAUST

ACCESSORIES



Yamaha: YFM450 Kodiak 05-06, YFM450 Grizzly '07

ORDER BY KIT

4WD FRONT FINAL DRIVE

BEARING	QTY
RB052	1
RB054	1
RB046	1
RB002	2

SEAL	QTY
RS089	2
RS060	1

SEAL	QTY
RS089	2
RS060	1

SEAL	QTY
RS089	2
RS060	1

SEAL	QTY
RS089	2
RS060	1

SEAL	QTY
RS089	2
RS060	1

SEAL	QTY
RS089	2
RS060	1

SEAL	QTY
RS089	2
RS060	1

KIT #BK88

4WD FRONT KNUCKLE

BEARING	QTY
RB001	2

SEAL	QTY
RS037	1
RS001	1

SEAL	QTY
RS037	1
RS001	1

SEAL	QTY
RS037	1
RS001	1

SEAL	QTY
RS037	1
RS001	1

SEAL	QTY
RS037	1
RS001	1

SEAL	QTY
RS037	1
RS001	1

SEAL	QTY
RS037	1
RS001	1

SEAL	QTY
RS037	1
RS001	1

SEAL	QTY
RS037	1
RS001	1

SEAL	QTY
RS037	1
RS001	1

SEAL	QTY
RS037	1
RS001	1

SEAL	QTY
RS037	1
RS001	1

SEAL	QTY
RS037	1
RS001	1

SEAL	QTY
RS037	1
RS001	1

SEAL	QTY
RS037	1
RS001	1

SEAL	QTY
RS037	1
RS001	1

SEAL	QTY
RS037	1
RS001	1

SEAL	QTY
RS037	1
RS001	1

SEAL	QTY
RS037	1
RS001	1

SEAL	QTY
RS037	1
RS001	1

SEAL	QTY
RS037	1
RS001	1

SEAL	QTY
RS037	1
RS001	1

SEAL	QTY
RS037	1
RS001	1

SEAL	QTY
RS037	1
RS001	1

SEAL	QTY
RS037	1
RS001	1

SEAL	QTY
RS037	1
RS001	1

SEAL	QTY
RS037	1
RS001	1

SEAL	QTY
RS037	1
RS001	1

SEAL	QTY
RS037	1
RS001	1

SEAL	QTY
RS037	1
RS001	1

SEAL	QTY
RS037	1
RS001	1

SEAL	QTY
RS037	1
RS001	1

SEAL	QTY
RS037	1
RS001	1

SEAL	QTY
RS037	1
RS001	1

SEAL	QTY
RS037	1
RS001	1

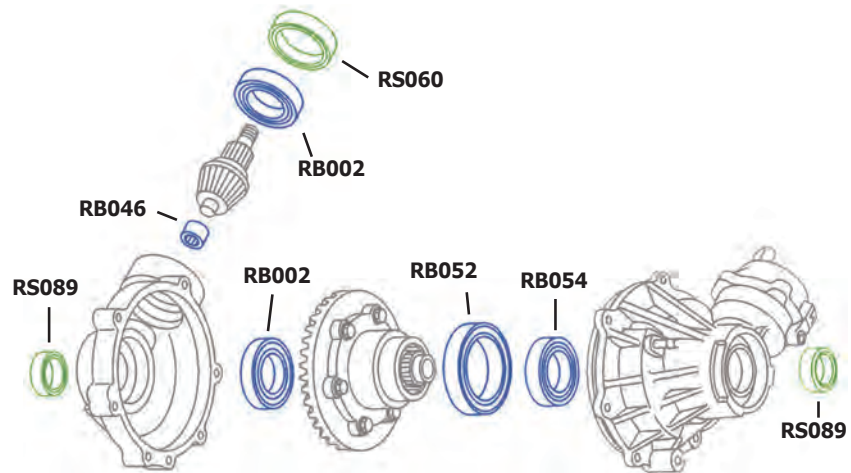
SEAL	QTY
RS037	1
RS001	1

SEAL	QTY
RS037	1
RS001	1

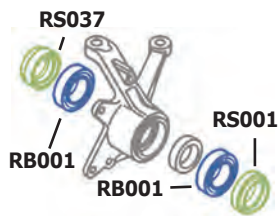
SEAL	QTY
RS037	1
RS001	1

SEAL	QTY
RS037	1
RS001	1

4WD FRONT FINAL DRIVE



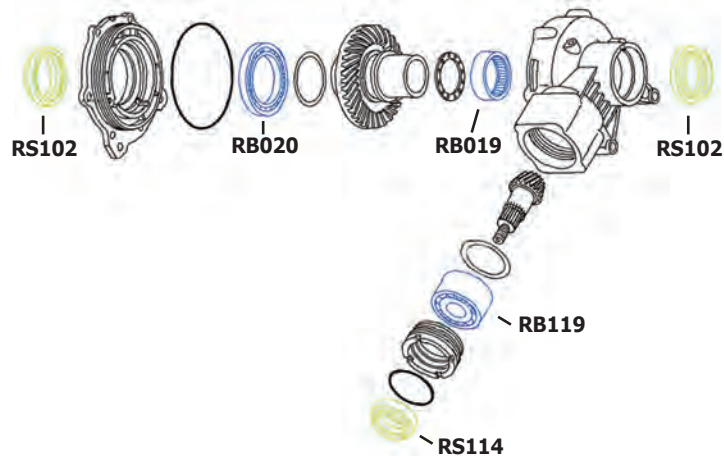
FRONT KNUCKLE



REAR KNUCKLE



REAR FINAL DRIVE



Bearings and seals continue on the next page.

Yamaha: YFM600FW Grizzly 98-01

ORDER BY KIT

4WD FRONT FINAL DRIVE

BEARING	QTY
---------	-----

RB002	1
-------	---

RB023	1
-------	---

AB205	1
-------	---

RB009	2
-------	---

SEAL	QTY
------	-----

RS035	2
-------	---

FS130	1
-------	---

KIT #BK36

4WD FRONT KNUCKLE

BEARING	QTY
---------	-----

RB001	2
-------	---

SEAL	QTY
------	-----

RS037	1
-------	---

RS001	1
-------	---

KIT #BK28

You must order two (2) knuckle kits to complete front

REAR FINAL DRIVE

BEARING	QTY
---------	-----

RB020	1
-------	---

RB019	1
-------	---

SA113	1
-------	---

AB213	1
-------	---

SEAL	QTY
------	-----

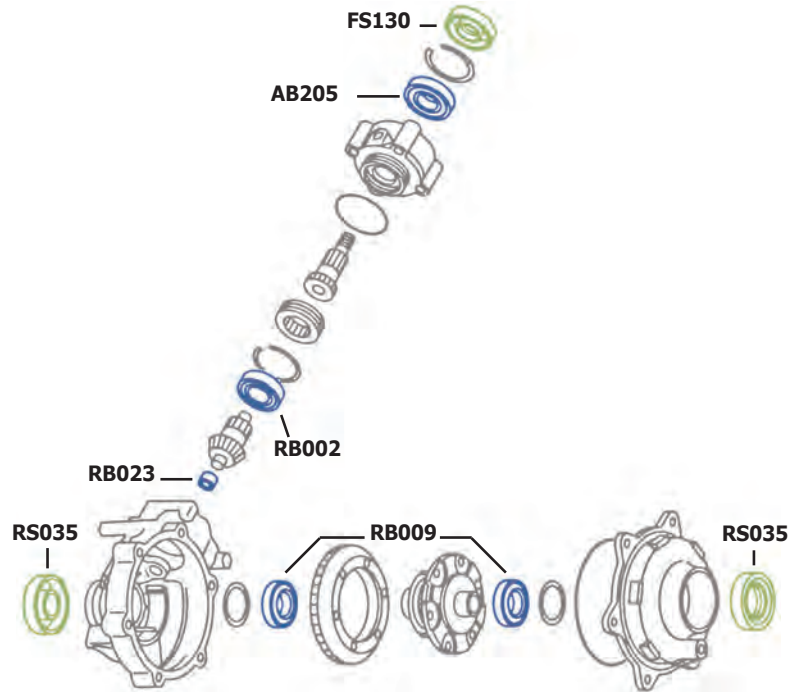
RS031	1
-------	---

RS030	1
-------	---

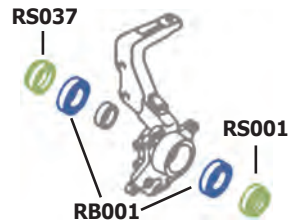
RS032	1
-------	---

KIT #BK4

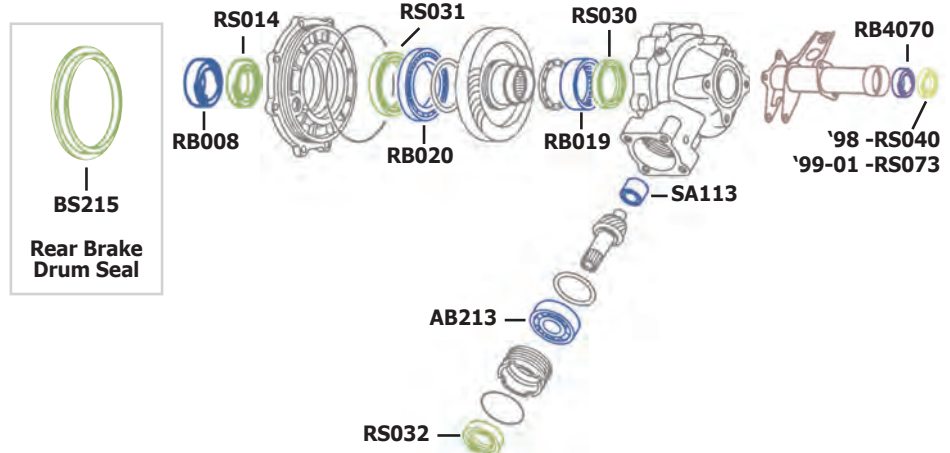
4WD FRONT FINAL DRIVE



4WD FRONT KNUCKLE



REAR FINAL DRIVE



Bearings and seals continue on the next page.

INDEX

WIDE OPEN PARTS

TIRES & WHEELS

BRAKES

AIR, OIL & FUEL

BATTERY & ELECTRICAL

ENGINE

BEARINGS

BUSHINGS

DRIVELINE

AXLES

BELTS

CONTROLS

TOOLS & CHEMICALS

EXHAUST

ACCESSORIES

Yamaha: YXR66 660 Rhino 04-07, YXR45 450 Rhino 06-09

ORDER BY KIT

4WD FRONT FINAL DRIVE

BEARING	QTY
RB052	1
RB054	1
RB046	1
RB002	2

SEAL	QTY
RS089	2
RS060	1

SEAL	QTY
RS089	2
RS060	1

SEAL	QTY
RS089	2
RS060	1

SEAL	QTY
RS089	2
RS060	1

SEAL	QTY
RS089	2
RS060	1

SEAL	QTY
RS089	2
RS060	1

SEAL	QTY
RS089	2
RS060	1

SEAL	QTY
RS089	2
RS060	1

SEAL	QTY
RS089	2
RS060	1

SEAL	QTY
RS089	2
RS060	1

SEAL	QTY
RS089	2
RS060	1

SEAL	QTY
RS089	2
RS060	1

SEAL	QTY
RS089	2
RS060	1

SEAL	QTY
RS089	2
RS060	1

SEAL	QTY
RS089	2
RS060	1

SEAL	QTY
RS089	2
RS060	1

SEAL	QTY
RS089	2
RS060	1

SEAL	QTY
RS089	2
RS060	1

SEAL	QTY
RS089	2
RS060	1

SEAL	QTY
RS089	2
RS060	1

SEAL	QTY
RS089	2
RS060	1

SEAL	QTY
RS089	2
RS060	1

SEAL	QTY
RS089	2
RS060	1

SEAL	QTY
RS089	2
RS060	1

SEAL	QTY
RS089	2
RS060	1

SEAL	QTY
RS089	2
RS060	1

SEAL	QTY
RS089	2
RS060	1

SEAL	QTY
RS089	2
RS060	1

SEAL	QTY
RS089	2
RS060	1

SEAL	QTY
RS089	2
RS060	1

SEAL	QTY
RS089	2
RS060	1

SEAL	QTY
RS089	2
RS060	1

SEAL	QTY
RS089	2
RS060	1

SEAL	QTY
RS089	2
RS060	1

SEAL	QTY
RS089	2
RS060	1

SEAL	QTY
RS089	2
RS060	1

SEAL	QTY
RS089	2
RS060	1

SEAL	QTY
RS089	2
RS060	1

SEAL	QTY
RS089	2
RS060	1

SEAL	QTY
RS089	2
RS060	1

SEAL	QTY
RS089	2
RS060	1

SEAL	QTY
RS089	2
RS060	1

SEAL	QTY
RS089	2
RS060	1

SEAL	QTY
RS089	2
RS060	1

SEAL	QTY
RS089	2
RS060	1

SEAL	QTY
RS089	2
RS060	1

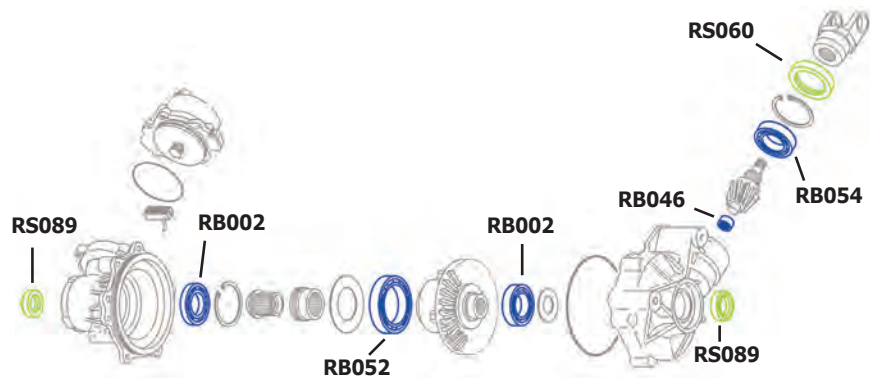
SEAL	QTY
RS089	2
RS060	1

SEAL	QTY
RS089	2
RS060	1

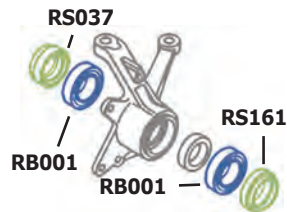
SEAL	QTY
RS089	2
RS060	1

SEAL	QTY
RS089	2
RS060	1

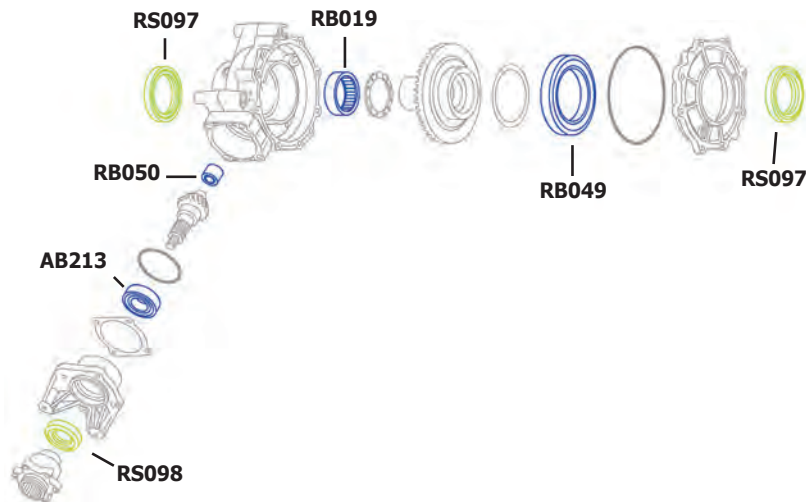
4WD FRONT FINAL DRIVE



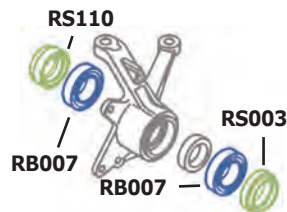
FRONT KNUCKLE



REAR FINAL DRIVE



REAR KNUCKLE



Bearings and seals continue on the next page.

Yamaha: YFM660 Grizzly 02-08

ORDER BY KIT

4WD FRONT FINAL DRIVE

BEARING	QTY
RB052	1
RB054	1
RB046	1
RB002	2

SEAL	QTY
RS089	2
RS060	1

KIT #BK88

FRONT/REAR KNUCKLE '02

BEARING	QTY
RB001	2

SEAL	QTY
RS037	2

KIT #BK89

You must order two (2) knuckle kits to complete front

FRONT/REAR KNUCKLE 03-08

BEARING	QTY
RB055	1

You must order two (2) in order to complete front

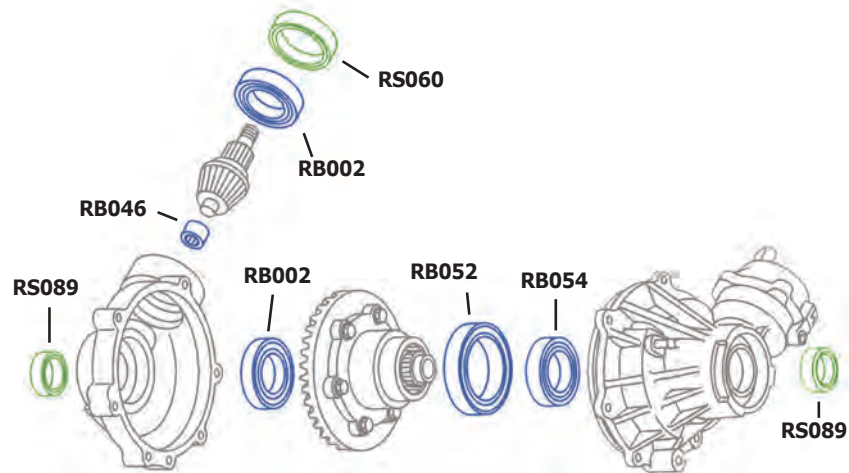
REAR FINAL DRIVE

BEARING	QTY
RB019	1
RB050	1
RB049	1
AB213	1

SEAL	QTY
RS097	2
RS098	1

KIT #BK87

4WD FRONT FINAL DRIVE

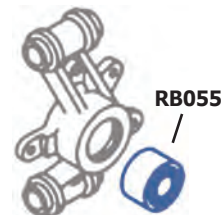


FRONT & REAR KNUCKLE '02



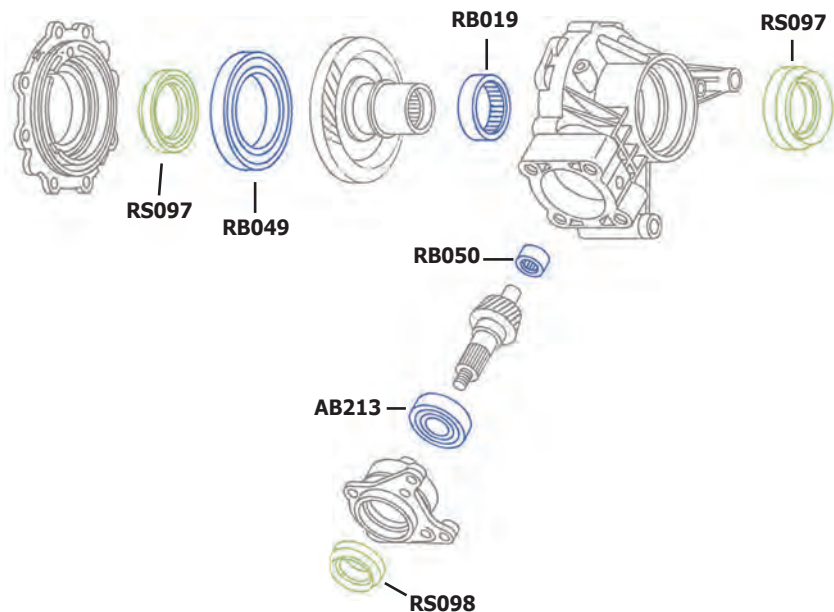
Rear knuckle pictured;
front uses same bearing.

FRONT & REAR KNUCKLE 03-08



Rear knuckle pictured;
front uses same bearing.

REAR FINAL DRIVE



Bearings and seals continue on the next page.



INDEX

WIDE OPEN PARTS

TIRES & WHEELS

BRAKES

AIR, OIL & FUEL

BATTERY & ELECTRICAL

ENGINE

BEARINGS

BUSHINGS

DRIVELINE

AXLES

BELTS

CONTROLS

TOOLS & CHEMICALS

EXHAUST

ACCESSORIES



Yamaha: YXR70 700 Rhino 08-13

ORDER BY KIT

4WD FRONT FINAL DRIVE

BEARING	QTY
RB001	2
RB087	1
RB064	1

SEAL	QTY
RS089	2
RS060	1

SEAL	QTY
RS089	2
RS060	1

SEAL	QTY
RS089	2
RS060	1

SEAL	QTY
RS089	2
RS060	1

SEAL	QTY
RS089	2
RS060	1

SEAL	QTY
RS089	2
RS060	1

SEAL	QTY
RS089	2
RS060	1

SEAL	QTY
RS089	2
RS060	1

SEAL	QTY
RS089	2
RS060	1

SEAL	QTY
RS089	2
RS060	1

SEAL	QTY
RS089	2
RS060	1

SEAL	QTY
RS089	2
RS060	1

SEAL	QTY
RS089	2
RS060	1

SEAL	QTY
RS089	2
RS060	1

SEAL	QTY
RS089	2
RS060	1

SEAL	QTY
RS089	2
RS060	1

SEAL	QTY
RS089	2
RS060	1

SEAL	QTY
RS089	2
RS060	1

SEAL	QTY
RS089	2
RS060	1

SEAL	QTY
RS089	2
RS060	1

SEAL	QTY
RS089	2
RS060	1

SEAL	QTY
RS089	2
RS060	1

SEAL	QTY
RS089	2
RS060	1

SEAL	QTY
RS089	2
RS060	1

SEAL	QTY
RS089	2
RS060	1

SEAL	QTY
RS089	2
RS060	1

SEAL	QTY
RS089	2
RS060	1

SEAL	QTY
RS089	2
RS060	1

SEAL	QTY
RS089	2
RS060	1

SEAL	QTY
RS089	2
RS060	1

SEAL	QTY
RS089	2
RS060	1

SEAL	QTY
RS089	2
RS060	1

SEAL	QTY
RS089	2
RS060	1

SEAL	QTY
RS089	2
RS060	1

SEAL	QTY
RS089	2
RS060	1

SEAL	QTY
RS089	2
RS060	1

SEAL	QTY
RS089	2
RS060	1

SEAL	QTY
RS089	2
RS060	1

SEAL	QTY
RS089	2
RS060	1

SEAL	QTY
RS089	2
RS060	1

SEAL	QTY
RS089	2
RS060	1

SEAL	QTY
RS089	2
RS060	1

SEAL	QTY
RS089	2
RS060	1

SEAL	QTY
RS089	2
RS060	1

SEAL	QTY
RS089	2
RS060	1

SEAL	QTY
RS089	2
RS060	1

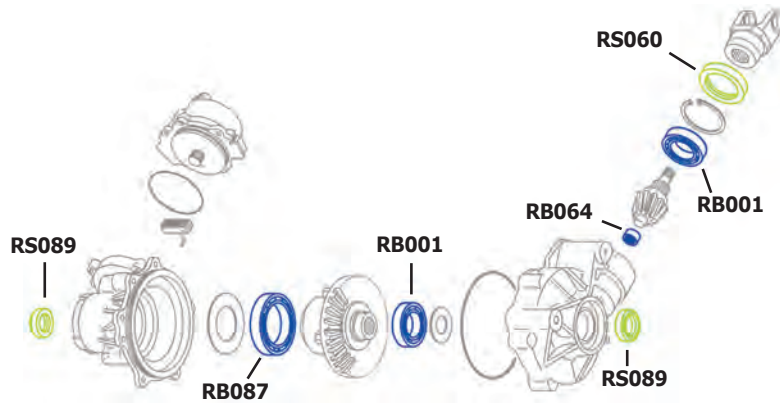
SEAL	QTY
RS089	2
RS060	1

SEAL	QTY
RS089	2
RS060	1

SEAL	QTY
RS089	2
RS060	1

SEAL	QTY
RS089	2
RS060	1

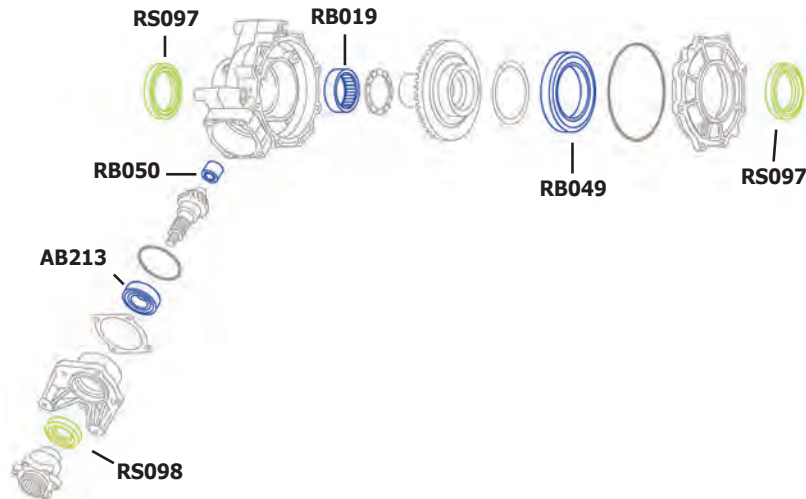
4WD FRONT FINAL DRIVE



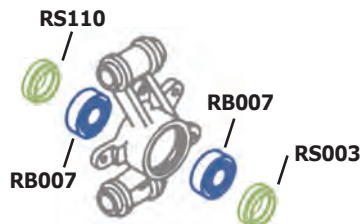
FRONT KNUCKLE



REAR FINAL DRIVE



REAR KNUCKLE



Bearings and seals continue on the next page.

Yamaha: YFM550 Grizzly 09-14, YFM700 Grizzly 07-21

ORDER BY KIT

4WD FRONT FINAL DRIVE

BEARING	QTY
RB001	2
RB087	1
RB046	1
RB059	1

RB001	2
-------	---

RB087	1
-------	---

RB046	1
-------	---

RB059	1
-------	---

SEAL	QTY
RS089	2
RS060	1

RS089	2
-------	---

RS060	1
-------	---

KIT #BK92

REAR FINAL DRIVE

BEARING	QTY
RB002	1
AB206	1
AB205	1
AB213	1
RB2000	1
RB5225	1

RB002	1
-------	---

AB206	1
-------	---

AB205	1
-------	---

AB213	1
-------	---

RB2000	1
--------	---

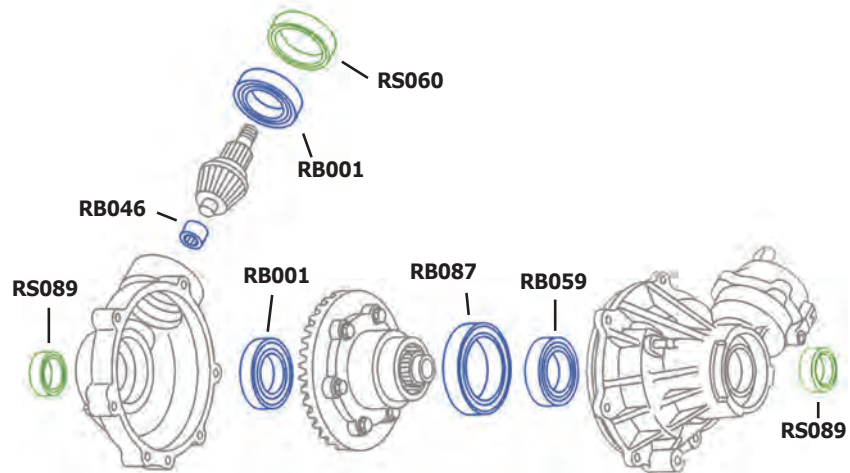
RB5225	1
--------	---

SEAL	QTY
RS098	3

RS098	3
-------	---

KIT #BK91

4WD FRONT FINAL DRIVE

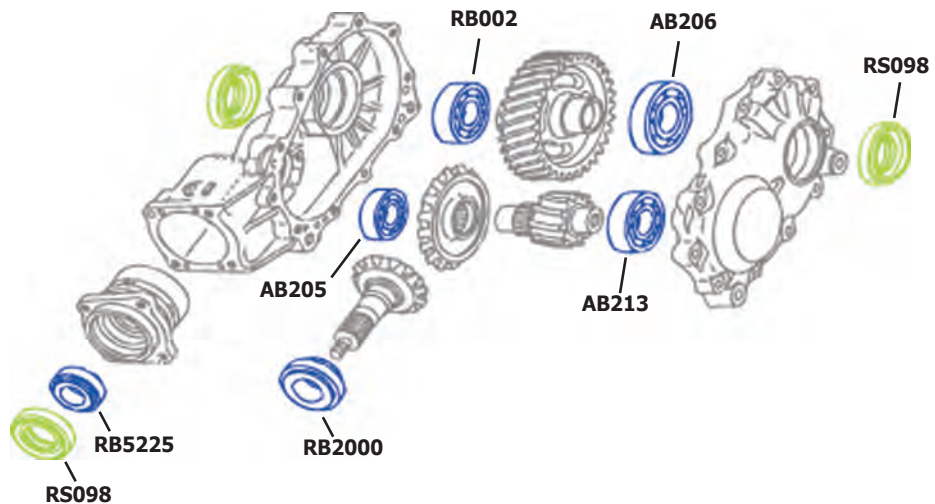


FRONT & REAR KNUCKLE



Rear knuckle pictured;
front uses same bearing.

REAR FINAL DRIVE



INDEX

WIDE OPEN PARTS

TIRES & WHEELS

BRAKES

AIR, OIL & FUEL

BATTERY & ELECTRICAL

ENGINE

BEARINGS

BUSHINGS

DRIVELINE

AXLES

BELTS

CONTROLS

TOOLS & CHEMICALS

EXHAUST

ACCESSORIES

Bearings and seals continue on the next page.

Yamaha: YFM350FGI Grizzly 350 IRS 07-11, YFM400FB Big Bear 400 IRS 07-12, 450 Grizzly IRS 08-14

ORDER BY KIT

FRONT DIFFERENTIAL

BEARING	QTY
RB001	2
RB004	1
RB087	1

SEAL	QTY
RS089	2
RS107	1

SEAL	QTY
RS001	1
RS037	1

SEAL	QTY
RS001	1
RS037	1

SEAL	QTY
RS001	1
RS037	1

SEAL	QTY
RS001	1
RS037	1

SEAL	QTY
RS001	1
RS037	1

SEAL	QTY
RS001	1
RS037	1

SEAL	QTY
RS001	1
RS037	1

SEAL	QTY
RS001	1
RS037	1

SEAL	QTY
RS001	1
RS037	1

SEAL	QTY
RS001	1
RS037	1

SEAL	QTY
RS001	1
RS037	1

SEAL	QTY
RS001	1
RS037	1

SEAL	QTY
RS001	1
RS037	1

SEAL	QTY
RS001	1
RS037	1

SEAL	QTY
RS001	1
RS037	1

SEAL	QTY
RS001	1
RS037	1

SEAL	QTY
RS001	1
RS037	1

SEAL	QTY
RS001	1
RS037	1

SEAL	QTY
RS001	1
RS037	1

SEAL	QTY
RS001	1
RS037	1

SEAL	QTY
RS001	1
RS037	1

SEAL	QTY
RS001	1
RS037	1

SEAL	QTY
RS001	1
RS037	1

SEAL	QTY
RS001	1
RS037	1

SEAL	QTY
RS001	1
RS037	1

SEAL	QTY
RS001	1
RS037	1

SEAL	QTY
RS001	1
RS037	1

SEAL	QTY
RS001	1
RS037	1

SEAL	QTY
RS001	1
RS037	1

SEAL	QTY
RS001	1
RS037	1

SEAL	QTY
RS001	1
RS037	1

SEAL	QTY
RS001	1
RS037	1

SEAL	QTY
RS001	1
RS037	1

SEAL	QTY
RS001	1
RS037	1

SEAL	QTY
RS001	1
RS037	1

SEAL	QTY
RS001	1
RS037	1

SEAL	QTY
RS001	1
RS037	1

SEAL	QTY
RS001	1
RS037	1

SEAL	QTY
RS001	1
RS037	1

SEAL	QTY
RS001	1
RS037	1

SEAL	QTY
RS001	1
RS037	1

SEAL	QTY
RS001	1
RS037	1

SEAL	QTY
RS001	1
RS037	1

SEAL	QTY
RS001	1
RS037	1

SEAL	QTY
RS001	1
RS037	1

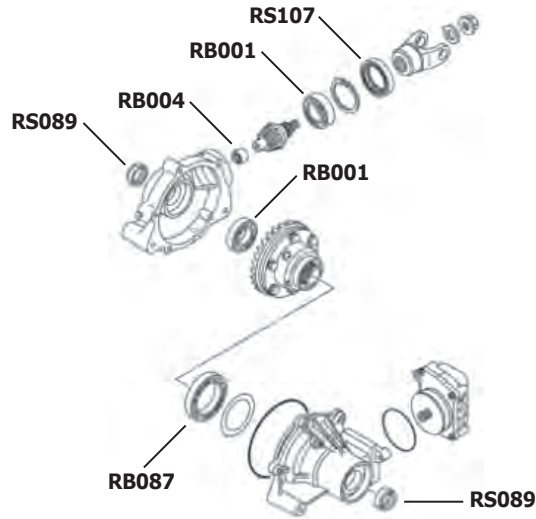
SEAL	QTY
RS001	1
RS037	1

SEAL	QTY
RS001	1
RS037	1

SEAL	QTY
RS001	1
RS037	1

SEAL	QTY
RS001	1
RS037	1

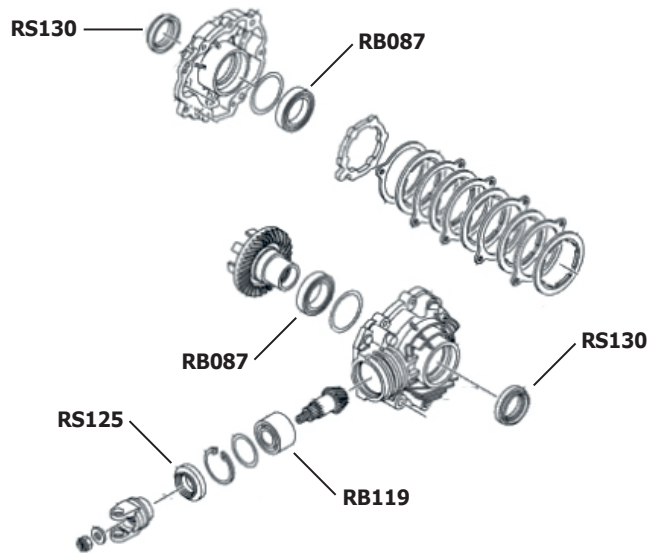
FRONT DIFFERENTIAL



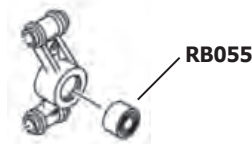
FRONT KNUCKLE



REAR FINAL DRIVE



REAR KNUCKLE



- INDEX
- WIDE OPEN PARTS
- TIRES & WHEELS
- BRAKES
- AIR, OIL & FUEL
- BATTERY & ELECTRICAL
- ENGINE
- BEARINGS**
- BUSHINGS
- DRIVELINE
- AXLES
- BELTS
- CONTROLS
- TOOLS & CHEMICALS
- EXHAUST
- ACCESSORIES



High Performance Bearings

ALLBALLS REF#	J&M PART#
25-1424-HP	RB085HD
25-1496-HP	RB055HD
25-1516-HP	RB099HD
25-1519-HP	BK519HD
25-1520-HP	BK400HD
25-1536-HP	RB075HD
25-1538-HP	BK298HD
25-1628-HP	RB113HD
25-1702-HP	RB090HD
25-1730-HP	RB077HD
25-1751-HP	RB124HD
25-1788-HP	RB096HD



- INDEX
- WIDE OPEN PARTS
- TIRES & WHEELS
- BRAKES
- AIR, OIL & FUEL
- BATTERY & ELECTRICAL
- ENGINE
- BEARINGS**
- BUSHINGS
- DRIVELINE
- AXLES
- BELTS
- CONTROLS
- TOOLS & CHEMICALS
- EXHAUST
- ACCESSORIES

Transaxle Bearing and Seal Kits

POLARIS			
MODEL	YEAR	TRANSAXLE BEARING & SEAL KIT	TRANSAXLE SEAL KIT
300 Hawkeye 2x4	06-11	BK291	SK2090A
300 Hawkeye 4x4	06-07	BK291	SK2090A
300 Sportsman	08-10	BK291	SK2090A
325 Ace	14-16	BK285	SK2085A
325 Hawkeye	2015	BK287	SK2085A
325 Ranger ETX	15-16	BK285	SK2085A
325 Sportsman ETX	2015	BK287	SK2085A
325 Trail Boss	00-02	BK2122A	SK2122A
330 Trail Blazer	08-13	BK2122A	SK2122A
330 Trail Boss	03-13	BK2122A	SK2122A
335 Sportsman	2000	BK2129A	SK2128A
400 Hawkeye HO	11-14	BK287	SK2087A
400 Ranger 4x4	10-14	BK284	SK2085A
400 Scrambler 2x4	00-02	BK2122A	SK2122A
400 Scrambler 4x4	00-02		SK2092A
400 Sportsman 4x4	01-03	BK2128A	SK2128A
400 Sportsman 4x4 (AA AE AG)	2004	BK2128A	SK2128A
400 Sportsman 4x4 (AQ-AV)	2004	BK289	SK2089A
400 Sportsman 4x4	2005	BK289	SK2089A
400 Sportsman HO 4x4	08-10	BK291	SK2090A
400 Sportsman HO 4x4	11-14	BK287	SK2087A
400 Trail Blazer	2003	BK2122A	SK2122A
450 Sportsman	06-07	BK289	SK2089A
450 Sportsman HO	16-20	BK287	SK2085A
500 Ace	17-19	BK2112	SK2112
500 Ranger 4x4 Crew	11-13	BK284	SK2085A
500 Ranger 4x4 EFI	10-13	BK284	SK2085A
500 Ranger 2WD	17-18	BK2124A	SK2085A
500 Ranger 2WD	2019	BK285	SK2085A
500 Ranger 4x4	19-20	BK285	SK2085A
500 Ranger ETX	2017	BK2124A	SK2085A
500 Scrambler 4x4	01-12	BK271	SK2092A
500 Sportsman 4x4	2000	BK2129A	SK2129A
500 Sportsman 4x4 HO	01-03	BK2128A	SK2128A



Transaxle and bearing seal kits continue on the next page.



TRANSAXLE BEARING AND SEAL KITS



- INDEX
- WIDE OPEN PARTS
- TIRES & WHEELS
- BRAKES
- AIR, OIL & FUEL
- BATTERY & ELECTRICAL
- ENGINE
- BEARINGS
- BUSHINGS
- DRIVELINE
- AXLES
- BELTS
- CONTROLS
- TOOLS & CHEMICALS
- EXHAUST
- ACCESSORIES

POLARIS			
MODEL	YEAR	TRANSAXLE BEARING & SEAL KIT	TRANSAXLE SEAL KIT
500 Sportsman 4x4 HO	04-10	BK289	SK2089A
500 Sportsman 4x4 HO	11-13	BK287	SK2087A
570 Ace	15-16	BK285	SK2085A
570 Ace	17-19	BK2112	SK2112
570 Ranger	14-18	BK2124A	SK2085A
570 Ranger	19-20	BK285	SK2085A
570 Ranger Crew	14-18	BK2124A	SK2085A
570 Ranger Crew	19-20	BK285	SK2085A
570 Ranger Full Size	15-18	BK2124A	SK2085A
570 Ranger Full Size	19-20	BK285	SK2085A
570 Ranger Full Size Crew	15-16	BK2124A	SK2085A
570 Ranger Full Size With Strut	2016	BK285	SK2085A
570 Ranger HD	2019	BK285	SK2085A
570 Ranger XP	2016	BK2124A	SK2085A
570-6 Ranger Full Size Crew	16-18	BK2124A	SK2085A
570-6 Ranger Full Size Crew	19-20	BK285	SK2085A
570 RZR	2012	BK285	SK2085A
570 RZR	13-15	BK2126A	SK2085A
570 RZR	16-17	BK2126A	SK2126A
570 RZR	2018	BK285	SK2085A
570 RZR	19-20	BK2126A	SK2126A
570 Sportsman	2014	BK287	SK2087A
570 Sportsman	15-20	BK287	SK2085A
700 Sportsman X2	2008	BK284	SK2085A
800 Ranger 4x4	10-14	BK284	SK2085A
800 Ranger 4x4 CREW	10-14	BK284	SK2085A
800 Ranger 4x4 Midsized	13-14	BK284	SK2085A
800 Sportsman	11-14	BK287	SK2087A
900 Ace	2016	BK285	SK2085A
900 Ace	17-19	BK2112	SK2112
900 Ranger	13-18	BK2124A	SK2085A
900 Ranger	2019	BK285	SK2085A
900 Ranger Crew	14-17	BK2124A	SK2085A
900 Ranger Crew	2019	BK285	SK2085A
900 Ranger High Lifter	2016	BK2124A	SK2085A
900 Ranger HST Diesel	2014	BK2127A	SK2127A
900 Ranger 4x4 Diesel	11-14	BK2134A	SK2134A
900 Ranger 4x4 Diesel Crew	12-14	BK2134A	SK2134A
900 Brutus HD Diesel	13-15	BK2127A	SK2127A
900 RZR	11-14	BK285	SK2085A
900 RZR	2015	BK2124A	SK2085A
900 RZR	16-17	BK2126A	SK2112
900 RZR	18-20	BK2112	SK2112
900 RZR 4	12-15	BK285	SK2085A
900 RZR 4	16-18	BK2112	SK2112
900 RZR S	2015	BK285	SK2085A
900 RZR S	16-20	BK2112	SK2112
925 RZR XP TURBO	16-20	BK2113A	SK2113A

POLARIS			
MODEL	YEAR	TRANSAXLE BEARING & SEAL KIT	TRANSAXLE SEAL KIT
925 RZR XP 4 TURBO	16-20	BK2113A	SK2113A
925 RZR XP TURBO S	18-20	BK2113A	SK2113A
925 RZR XP 4 TURBO S	19-20	BK2113A	SK2113A
925 RZR XP TURBO S Velocity	2020	BK2113A	SK2113A
925 RZR XP 4 TURBO S Velocity	2020	BK2113A	SK2113A
1000 General EPS	2016	BK2112	SK2112
1000 General EPS	17-18	BK2126A	SK2112
1000 General EPS	19-20	BK2112	SK2112
1000 General 4 EPS	17-18	BK2126A	SK2112
1000 General 4 EPS	19-20	BK2112	SK2112
1000 Ranger EPS Base	18-19	BK2114A	SK2114A
1000 Ranger EPS Crew	2020		SK2114A
1000 Ranger EPS Full Size	2020		SK2114A
1000 Ranger EPS Full Size Crew	2020	BK2112	SK2112
1000 Ranger EPS HD MD	2019	BK2132A	SK2130A
1000 Ranger XP	2017	BK2126A	SK2112
1000 Ranger XP Crew	2017	BK2126A	SK2112
1000 Ranger XP Crew High Lifter	2017	BK2112	SK2112
1000 Ranger XP Crew NSTR	2017	BK2126A	SK2112
1000 Ranger XP EPS	2017	BK2126A	SK2112
1000 Ranger XP EPS	2020	BK2114A	SK2114A
1000 Ranger XP EPS Crew	2020	BK2114A	SK2114A
1000 Ranger XP EPS Crew	2019	BK2114A	SK2114A
1000 Ranger XP EPS Crew Mud	2020		SK2114A
1000 Ranger XP EPS Crew NSTR	18-20	BK2114A	SK2114A
1000 Ranger XP EPS Mud	2020	BK2114A	SK2114A
1000 Ranger XP EPS NSTR	2020	BK2114A	SK2114A
1000 Ranger XP High Lifter	2017	BK2112	SK2112
1000 Ranger XP NSTR	2017	BK2126A	SK2112
1000 Ranger XP Ranch	2017	BK2126A	SK2112
1000 Ranger Diesel	2015	BK2124A	SK2085A
1000 Ranger Diesel	16-17	BK2124A	SK2124A
1000 Ranger Diesel	2018	BK2124A	SK2085A
1000 Ranger Diesel Crew	15-18	BK2124A	SK2085A
1000 RZR XP	14-20	BK2112	SK2112
1000 RZR XP 4	14-20	BK2112	SK2112
1000 RZR RS1	18-20	BK2113A	SK2113A
1000 RZR S	16-20	BK2112	SK2112
1000 RZR S4	19-20	BK2112	SK2112
1000 RZR XP High Lifter	16-20	BK2112	SK2112
1000 RZR XP 4 High Lifter	17-20	BK2112	SK2112
1000 RZR XP Trails & Rocks	17-20	BK2112	SK2112



Polaris Front Sprague Bearings

Wide Open sprague carrier kits are made for people who want to ride out as easy as they rode in. Designed to out perform and outlast the factory cage, our sprague kits are constructed of seamless 7075 hardened aluminum.



Each kit includes cage, steel rollers, and springs.

In order to properly identify the correct sprague carrier for your ATV/UTV, you will need the specific differential model number of your machine. The model number is typically found on a decal affixed to the differential case. Reference the OEM number for the Sprague that corresponds with your differential model and order strictly based on that number. Do NOT order by vehicle application only! J & M ATV will not be responsible if Sprague is ordered incorrectly.

**DO NOT ORDER BY VEHICLE APPLICATION ONLY!
J&M ATV will not be responsible if Sprague is ordered incorrectly.**

PART# SG0700KIT / OEM Part Numbers: 3234466, 3235261, 3235262, 3235263

Front Differential Part Numbers : 1332568, 1332578, 1332731, 1332772, 1332773, 1332803, 1332804, 1332828, 1332829, 1332831, 1332832, 1332842, 1332909, 1332923, 1332956, 1332963, 1332971, 1333066, 1333067, 1333104, 1333105, 1333243, 1333259, 1333285, 1333491

PART# SG0900KIT / OEM Part Number : 3235487

Front Differential Part Numbers : 1333112, 1333745, 1333790, 1333791, 1334181

PART# SG1000KIT / OEM Part Number : 3235625, 3235844

Front Differential Part Numbers : 1333344, 1333357, 1333371, 1333375, 1333393, 1333394, 1333491, 1333392, 1333965, 1333368, 1333538, 1333597, 1333687



SG0700KIT



SG0900KIT



SG1000KIT



ARE YOU REGISTERED @ JMATV.COM?

Place Orders » Check Inventory & Current Pricing

Save Time & Hassle — Register Today!

- INDEX
- WIDE OPEN PARTS
- TIRES & WHEELS
- BRAKES
- AIR, OIL & FUEL
- BATTERY & ELECTRICAL
- ENGINE
- BEARINGS**
- BUSHINGS
- DRIVELINE
- AXLES
- BELTS
- CONTROLS
- TOOLS & CHEMICALS
- EXHAUST
- ACCESSORIES



A-Arm Rebuild Kits

» FRONT A-ARM KITS

Contains parts required to rebuild the front suspension. Upper & Lower A-Arms sold separately.
Two (2) kits are required to complete the ATV/UTV. Components vary by kit.

» REAR IRS KITS

Contains parts required to rebuild one side of the rear suspension (Upper & Lower A-Arms + Knuckle).
Two (2) kits are required to complete ATV/UTV. Components vary by kit.



ARCTIC CAT								
MODEL	YEAR	A-ARM REBUILD KIT				REAR INDEPENDENT SUSPENSION		
		FRONT LOWER*	FRONT UPPER*	FRONT LOWER BUSHING ONLY KIT*	FRONT UPPER BUSHING ONLY KIT*	REBUILD KIT*	BUSHING ONLY KIT*	KNUCKLE ONLY KIT*
250 2x4	99-05	AK5980	AK5980			AK1066		AK1224
250 2x4	06-09	AK1073	AK1073					
250 4x4	01-05	AK5980	AK5980			AK1066		AK1224
DVX250	06-08	AK1073	AK1073					
300 2x4	98-04	AK5980	AK5980			AK1066		AK1224
300 2x4	10-12	AK1073	AK1073					
300 2x4	13-16	AK1152	AK1152					
300 4x4	98-05	AK5980	AK5980			AK1066		AK1224
DVX300	09-12	AK1073	AK1073					
DVX300	13-15	AK1152	AK1152					
300 Alterra	17-20	AK1152	AK1152					
350 CR	2012						AK6345	AK1224
350 4X4	2011						AK6345	AK1224
366 FIS w/AT	08-11						AK6345	AK1224
375 4x4	2002	AK5980	AK1032		AK5983			
400 2x4	98-01	AK5980	AK5980					
400 4x4	98-00	AK5980	AK5980					
400 4x4	14-15							AK1224
400 4x4 w/AT	03-04	AK5980	AK1032		AK5983			
400 4x4 w/MT	2001	AK5980	AK5980					
400 4x4 w/MT	02-04	AK5980	AK1032		AK5983			
400 DVX	04-08	AK5970	AK5969					
400 FIS 2x4 w/AT	2003	AK5980	AK1032		AK5983	AK1065	AK6345	AK1224
400 FIS 2x4 w/AT	2004	AK1028	AK1032	AK5982	AK5983	AK1129	AK1064	AK1224
400 FIS 2x4 w/MT	2003	AK5980	AK1032		AK5983	AK1065	AK6345	AK1224
400 FIS 2x4 w/MT	2004	AK1028	AK1032	AK5982	AK5983		AK6345	
400 FIS 4x4 TRV	06-14	AK1028	AK1032	AK5982	AK5983	AK1129	AK1064	AK1224
400 FIS 4x4 w/AT	2003	AK5980	AK1032		AK5983	AK1065	AK6345	AK1224
400 FIS 4x4 w/AT	04-08	AK1028	AK1032	AK5982	AK5983	AK1129	AK1064	AK1224
400 FIS 4x4 w/AT	13-14							AK1224
400 FIS 4x4 w/MT	02-03	AK5980	AK1032		AK5983	AK1065	AK6345	AK1224
400 FIS 4x4 w/MT	04-08	AK1028	AK1032	AK5982	AK5983	AK1129	AK1064	AK1224
400 TBX 4x4	2004	AK5980	AK1032		AK5983	AK1065	AK6345	AK1224
400 TBX 4x4	05-06	AK1028	AK1032	AK5982	AK5983	AK1129	AK1064	AK1224
400 VP 4x4	05-06	AK5980	AK1032		AK5983			
400 Alterra	16-17							AK1224
425 4x4	11-12							AK1224
450 Alterra	16-19							AK1224
450 4x4	13-15							AK1224
450 H1	10-11	AK1028	AK1032	AK5982	AK5983	AK1129	AK1064	
450 TRV	2012	AK1028	AK1032	AK5982	AK5983	AK1129	AK1064	
450i EFI	2012	AK1028	AK1032	AK5982	AK5983	AK1129	AK1064	
450i TRV EFI	11-12	AK1028	AK1032	AK5982	AK5983	AK1129	AK1064	
454 Bearcat	96-98	AK5980	AK5980					
500 4x4	98-99	AK5980	AK5980					
500 4x4 w/AT	00-01	AK5980	AK5980					

KEY

* Two (2) kits are required to complete the ATV/UTV

A-Arm and IRS kits continue on the next page.



ARCTIC CAT								
MODEL	YEAR	A-ARM REBUILD KIT				REAR INDEPENDENT SUSPENSION		
		FRONT LOWER*	FRONT UPPER*	FRONT LOWER BUSHING ONLY KIT*	FRONT UPPER BUSHING ONLY KIT*	REBUILD KIT*	BUSHING ONLY KIT*	KNUCKLE ONLY KIT*
500 4x4 w/AT	2002	AK5980	AK1032		AK5983			
500 4x4 w/MT	00-01	AK5980	AK5980					
500 FIS 4x4 w/AT	02-03	AK5980	AK1032		AK5983	AK1065	AK6345	AK1224
500 FIS 4x4 w/AT	04-09	AK1028	AK1032	AK5982	AK5983	AK1129	AK1064	AK1224
500 FIS 4x4 w/AT	13-17	AK1028	AK1032	AK5982	AK5983	AK1129	AK1064	AK1224
500 FIS 4x4 w/MT	02-03	AK5980	AK1032		AK5983	AK1065	AK6345	AK1224
500 FIS 4x4 w/MT	04-09	AK1028	AK1032	AK5982	AK5983	AK1129	AK1064	AK1224
500 FIS TBX 4x4	2002	AK5980	AK1032		AK5983			AK1224
500 FIS TBX 4x4	03-04	AK5980	AK1032		AK5983	AK1065	AK6345	AK1224
500 FIS TBX 4x4	05-06	AK1028	AK1032	AK5982	AK5983	AK1129	AK1064	AK1224
500 FIS TRV 4x4	03-04	AK5980	AK1032		AK5983	AK1065	AK6345	AK1224
500 FIS TRV 4x4	05-08	AK1028	AK1032	AK5982	AK5983	AK1129	AK1064	AK1224
500 TRV	13-15	AK1028	AK1032	AK5982	AK5983	AK1129	AK1064	AK1224
500 XR	2015	AK1028	AK1032	AK5982	AK5983	AK1156	AK1157	AK1224
500 XT	13-14	AK1028	AK1032	AK5982	AK5983	AK1129	AK1064	AK1224
500 Alterra	2016	AK1028	AK1032	AK5982	AK5983	AK1156	AK1157	AK1224
500 Alterra	17-18							AK1224
500 Alterra TRV	2017	AK1028	AK1032	AK5982	AK5983	AK1156	AK1157	AK1224
500 Prowler HDX	14-15	AK1028	AK1028	AK5982	AK5982	AK1129	AK1064	AK1224
500 Prowler HDX XT	14-17	AK1028	AK1028	AK5982	AK5982	AK1129	AK1064	AK1224
550 ATV All	09-14	AK1028	AK1032	AK5982	AK5983	AK1129	AK1064	AK1224
550 XR/XT	2015	AK1028	AK1032	AK5982	AK5983	AK1156	AK1157	AK1224
550 Alterra	2016	AK1028	AK1032	AK5982	AK5983	AK1156	AK1157	AK1224
550 Prowler XT	09-14	AK1028	AK1032	AK5982	AK5983	AK1129	AK1064	AK1224
550 Prowler XT	2015	AK1028	AK1028	AK5982	AK5983	AK1129	AK1064	AK1224
570 Alterra	19-20	AK1028	AK1032	AK5982	AK5983	AK1156	AK1157	AK1224
650 V2	04-06	AK1028	AK1032	AK5982	AK5983	AK1129	AK1064	AK1224
650 H1 4x4	05-11	AK1028	AK1032	AK5982	AK5983	AK1129	AK1064	AK1224
650i 4x4	2012	AK1028	AK1032	AK5982	AK5983	AK1129	AK1064	AK1224
650 Prowler XT	06-09	AK1028	AK1032	AK5982	AK5983	AK1129	AK1064	AK1224
700 EFI	07-14	AK1028	AK1032	AK5982	AK5983	AK1129	AK1064	AK1224
700 MudPro	09-17	AK1028	AK1032	AK5982	AK5983	AK1129	AK1064	AK1224
700 TBX	10-17	AK1028	AK1032	AK5982	AK5983	AK1129	AK1064	AK1224
700 TRV	08-16	AK1028	AK1032	AK5982	AK5983	AK1129	AK1064	AK1224
700 XR	2015	AK1028	AK1032	AK5982	AK5983	AK1156	AK1157	AK1224
700 XT	13-14	AK1028	AK1032	AK5982	AK5983	AK1129	AK1064	AK1224
700 Alterra	16-20	AK1028	AK1032	AK5982	AK5983	AK1156	AK1157	AK1224
700 Alterra MudPro LTD	18-19	AK1028	AK1032	AK5982	AK5983	AK1129	AK1064	AK1224
700 Alterra TBX	18-20	AK1028	AK1032	AK5982	AK5983	AK1129	AK1064	AK1224
700 Alterra TRV EPS	2020	AK1028	AK1032	AK5982	AK5983	AK1129	AK1064	AK1224
700 Alterra TRV XT EPS	17-19	AK1028	AK1032	AK5982	AK5983	AK1129	AK1064	AK1224
700 Alterra VLX	2018	AK1028	AK1032	AK5982	AK5983	AK1129	AK1064	AK1224
700 Alterra XT EPS	16-19	AK1028	AK1032	AK5982	AK5983	AK1156	AK1157	AK1224
700 Prowler XT	08-09	AK1028	AK1032	AK5982	AK5983		AK1064	AK1224
700 Prowler XT	15-17	AK1028	AK1032	AK5982	AK5983	AK1129	AK1064	AK1224
700 Prowler XTX	08-14	AK1028	AK1032	AK5982	AK5983	AK1129	AK1064	AK1224
700 Prowler HDX	12-14	AK1028	AK1028	AK5982	AK5982	AK1129	AK1064	AK1224
700 Prowler HDX XT	15-17	AK1028	AK1028	AK5982	AK5982	AK1129	AK1064	AK1224
700 Wildcat Sport	15-16	AK1188	AK1161			AK1159		AK1225
700 Wildcat Sport LTD	15-17	AK1188	AK1161			AK1159		AK1225
700 Wildcat Sport LTD	18-19	AK1188	AK1189			AK1159		AK1225
700 Wildcat Sport XT	15-17	AK1188	AK1161			AK1159		AK1225
700 Wildcat Sport XT	18-19	AK1188	AK1189			AK1159		AK1225

KEY

* Two (2) kits are required to complete the ATV/UTV

A-Arm and IRS kits continue on the next page.

INDEX

WIDE OPEN PARTS

TIRES & WHEELS

BRAKES

AIR, OIL & FUEL

BATTERY & ELECTRICAL

ENGINE

BEARINGS

BUSHINGS

DRIVELINE

AXLES

BELTS

CONTROLS

TOOLS & CHEMICALS

EXHAUST

ACCESSORIES





ARCTIC CAT								
MODEL	YEAR	A-ARM REBUILD KIT				REAR INDEPENDENT SUSPENSION		
		FRONT LOWER*	FRONT UPPER*	FRONT LOWER BUSHING ONLY KIT*	FRONT UPPER BUSHING ONLY KIT*	REBUILD KIT*	BUSHING ONLY KIT*	KNUCKLE ONLY KIT*
700 Wildcat Trail	14-16	AK1163	AK1160			AK1158		AK1139
700 Wildcat Trail	2017	AK1163	AK1189			AK1158		AK1139
700 Wildcat Trail	18-19	AK1163	AK1160			AK1158		AK1139
700 Wildcat Trail LTD	15-19	AK1163	AK1160			AK1158		AK1139
700 Wildcat Trail LTD	2020	AK1188				AK1241		
700 Wildcat Trail SE	16-17	AK1163	AK1160			AK1158		AK1139
700 Wildcat Trail XT	14-19	AK1163	AK1160			AK1158		AK1139
700 Wildcat Trail XT	2020	AK1163	AK1160			AK1241		AK1139
1000 Alterra TRV XT	2017	AK1028	AK1032	AK5982	AK5983	AK1129	AK1064	AK1224
1000 H2 LTD	2011	AK1028	AK1032	AK5982	AK5983	AK1129	AK1064	AK1224
1000 H2 MudPro	10-11	AK1028	AK1032	AK5982	AK5983	AK1129	AK1064	AK1224
1000 H2 Thundercat	08-10	AK1028	AK1032	AK5982	AK5983	AK1129	AK1064	AK1224
1000 MudPro LTD	12-17	AK1028	AK1032	AK5982	AK5983	AK1129	AK1064	AK1224
1000 Prowler XT	15-17	AK1028	AK1028	AK5982	AK5982	AK1129	AK1064	AK1224
1000 Prowler XTZ	11-14	AK1028	AK1028	AK5982	AK5982	AK1129	AK1064	AK1224
1000 Prowler XTZ H2	09-11	AK1028	AK1028	AK5982	AK5982	AK1129	AK1064	AK1224
1000 TRV	09-10	AK1028	AK1032	AK5982	AK5983	AK1129	AK1064	AK1224
1000 TRV Cruiser	09-12	AK1028	AK1032	AK5982	AK5983	AK1129	AK1064	AK1224
1000 TRV GT	2012	AK1028	AK1032	AK5982	AK5983	AK1129	AK1064	AK1224
1000 TRV LTD	13-15	AK1028	AK1032	AK5982	AK5983	AK1129	AK1064	AK1224
1000 TRV XT	2015	AK1028	AK1032	AK5982	AK5983	AK1129	AK1064	AK1224
1000 XT	13-17	AK1028	AK1032	AK5982	AK5983	AK1129	AK1064	AK1224
1000i GT	2012	AK1028	AK1032	AK5982	AK5983	AK1129	AK1064	AK1224
1000 Wildcat	14-15	AK1139	AK1139			AK1162		
1000 Wildcat GT	12-13	AK1140	AK1140			AK1162		
1000 Wildcat (Late build)	2013	AK1140	AK1140			AK1162		
1000 Wildcat LTD	2013	AK1140	AK1140			AK1162		
1000 Wildcat LTD	2014	AK1139	AK1139			AK1162		
1000 Wildcat X	2013	AK1140	AK1140			AK1162		
1000 Wildcat X	14-16	AK1139	AK1139			AK1162		
1000 Wildcat X	2018	AK1188	AK1189			AK1159		AK1225
1000 Wildcat X	2019	AK1139	AK1139			AK1162		
1000 Wildcat X LTD	14-16	AK1139	AK1139			AK1162		
1000 Wildcat X LTD	18-19	AK1139	AK1139			AK1162		
1000 Wildcat 4	2013	AK1140	AK1140			AK1162		
1000 Wildcat 4	2014	AK1139	AK1139			AK1162		
1000 Wildcat 4X	14-16	AK1139	AK1139			AK1162		
1000 Wildcat 4X LTD	14-15	AK1139	AK1139			AK1162		
1000 Wildcat 4X LTD	2018	AK1188	AK1189			AK1159		AK1225

A-Arm and IRS kits continue on the next page.

KEY

* Two (2) kits are required to complete the ATV/UTV

J&M ATV/UTV SUPPLY, INC. ... OVER 30 YEARS IN THE POWERSPORTS INDUSTRY

BY PHONE: 1-800-367-9603 » BY FAX: 901-377-3392 » ONLINE: WWW.JMATV.COM



CAN AM								
MODEL	YEAR	A-ARM REBUILD KIT				REAR INDEPENDENT SUSPENSION		
		FRONT LOWER*	FRONT UPPER*	FRONT LOWER BUSHING ONLY KIT*	FRONT UPPER BUSHING ONLY KIT*	REBUILD KIT*	BUSHING ONLY KIT*	KNUCKLE ONLY KIT*
330 Outlander	04-05	AK1126		AK1062		AK1069		
400 Outlander	03-15	AK1126		AK1062		AK1069		
DS450	08-15	AK1126	AK1126	AK1062	AK1062			
450 Outlander	2015	AK1126	AK1126	AK1154	AK1154	AK1080		
450 Outlander	16-20	AK1143	AK1143	AK1154	AK1154	AK1080		
500 Defender	17-20	AK1143	AK1143	AK1154	AK1154	AK1172		AK1231
500 Outlander	07-12	AK1126		AK1062		AK1069		
500 Outlander	13-14	AK1126	AK1126	AK1062	AK1062	AK1080		AK1153
500 Outlander	2015	AK1143	AK1143	AK1154	AK1154	AK1080		
500 Outlander L	2015	AK1126	AK1126	AK1154	AK1154	AK1080		
500 Quest	02-04	AK1126	AK1126	AK1062	AK1062			
500 Renegade	08-12	AK1126	AK1126	AK1062	AK1062	AK1069		
500 Renegade	13-14	AK1126	AK1126	AK1062	AK1062	AK1080		AK1153
500 Renegade	2015	AK1143	AK1143	AK1154	AK1154	AK1080		
500 Traxter	01-05	AK1126	AK1126	AK1062	AK1062			
570 Outlander	16-20	AK1143	AK1143	AK1154	AK1154	AK1080		
570 Renegade	16-20	AK1143	AK1143	AK1154	AK1154	AK1080		
650 Outlander	06-12	AK1126	AK1126	AK1062	AK1062	AK1069		
650 Outlander	13-14	AK1126	AK1126	AK1062	AK1062	AK1080		AK1153
650 Outlander	15-20	AK1143	AK1143	AK1154	AK1154	AK1080		AK1153
650 Quest	02-04	AK1126	AK1126	AK1062	AK1062			
650 Renegade	18-19	AK1143	AK1143	AK1154	AK1154	AK1080		
650 Traxter	04-05	AK1126	AK1126	AK1062	AK1062			
800 Commander	11-15	AK1126	AK1127	AK1062		AK1079		
800 Commander	16-20	AK1143	AK1127	AK1154		AK1079		
800 Defender	16-20	AK1143	AK1143	AK1154	AK1154	AK1172		AK1231
800 Maverick Trail	2018	AK1175	AK1175			AK1182		AK1231
800 Outlander	06-14	AK1126	AK1126	AK1062	AK1062	AK1069		AK1153 (12-14)
800 Outlander	2015	AK1143	AK1143	AK1154	AK1154	AK1080		AK1153
800 Renegade	12-14	AK1126	AK1126	AK1062	AK1062	AK1080		
800 Renegade	07-11	AK1126	AK1126	AK1062	AK1062	AK1069		
800 Renegade	2015	AK1143	AK1143	AK1154	AK1154	AK1080		AK1153
850 Outlander	16-20	AK1143	AK1143	AK1154	AK1154	AK1080		AK1153
850 Renegade	16-20	AK1143	AK1143	AK1154	AK1154	AK1080		
900 Maverick X3	2017	AK1175	AK1175					
900 Maverick X3 900 HO	2018	AK1175	AK1175				AK1183	AK1232
900 Maverick X3 Turbo	18-20	AK1175	AK1175				AK1183	AK1232
900 Maverick X3 Turbo R	18-20	AK1175	AK1175				AK1183	AK1232
900 Maverick X3 XDS	2017	AK1175	AK1175					
900 Maverick X3 XDS Turbo R	18-20	AK1175	AK1175				AK1183	AK1232
900 Maverick X3 XDS Turbo RR	2020	AK1175	AK1175				AK1183	AK1232
900 Maverick X3 XMR Turbo	18-20	AK1175	AK1175				AK1183	AK1232
900 Maverick X3 XMR Turbo R	18-19	AK1175	AK1175				AK1183	AK1232
900 Maverick X3 XMR Turbo RR	2020	AK1175	AK1175				AK1183	AK1232
900 Maverick X3 XRC Turbo	18-20	AK1175	AK1175				AK1183	AK1232

- INDEX
- WIDE OPEN PARTS
- TIRES & WHEELS
- BRAKES
- AIR, OIL & FUEL
- BATTERY & ELECTRICAL
- ENGINE
- BEARINGS
- BUSHINGS**
- DRIVELINE
- AXLES
- BELTS
- CONTROLS
- TOOLS & CHEMICALS
- EXHAUST
- ACCESSORIES

KEY

* Two (2) kits are required to complete the ATV/UTV

A-Arm and IRS kits continue on the next page.





CAN AM								
MODEL	YEAR	A-ARM REBUILD KIT				REAR INDEPENDENT SUSPENSION		
		FRONT LOWER*	FRONT UPPER*	FRONT LOWER BUSHING ONLY KIT*	FRONT UPPER BUSHING ONLY KIT*	REBUILD KIT*	BUSHING ONLY KIT*	KNUCKLE ONLY KIT*
900 Maverick X3 XRC Turbo R	18-19	AK1175	AK1175				AK1183	AK1232
900 Maverick X3 XRC Turbo RR	2020	AK1175	AK1175				AK1183	AK1232
900 Maverick X3 XRS Turbo R	18-19	AK1175	AK1175				AK1183	AK1232
900 Maverick X3 XRS Turbo RR	2020	AK1175	AK1175				AK1183	AK1232
900 Maverick X3 Turbo R MAX	18-20	AK1175	AK1175				AK1183	AK1232
900 Maverick X3 Turbo R MAX	18-20	AK1175	AK1175				AK1183	AK1232
900 Maverick X3 XDS Turbo R MAX	18-20	AK1175	AK1175				AK1183	AK1232
900 Maverick X3 XDS Turbo RR MAX	2020	AK1175	AK1175				AK1183	AK1232
900 Maverick X3 XMR Turbo RR MAX	2020	AK1175	AK1175				AK1183	AK1232
900 Maverick X3 XRS Turbo R MAX	18-20	AK1175	AK1175				AK1183	AK1232
900 Maverick X3 XRS Turbo RR MAX	2020	AK1175	AK1175				AK1183	AK1232
1000 Commander	11-15	AK1126	AK1127	AK1062		AK1079		
1000 Commander	16-20	AK1143	AK1127	AK1154		AK1079		
1000 Defender	16-20	AK1143	AK1143	AK1154	AK1154	AK1172		AK1231
1000 Maverick	13-15	AK1133	AK1133			AK1134		
1000 Maverick	16-18	AK1133	AK1133			AK1171		
1000 Maverick Sport	19-20	AK1175	AK1175				AK1182	AK1231
1000 Maverick Trail	2018	AK1175	AK1175					
1000 Maverick Trail	19-20	AK1175	AK1175				AK1182	AK1231
1000 Outlander STD/DPS/XMR	12-14	AK1126	AK1126	AK1062	AK1062	AK1080		AK1153
1000 Outlander STD/DPS/XMR	15-20	AK1143	AK1143	AK1154	AK1154	AK1080		AK1153
1000 Outlander XT	2012	AK1126	AK1126	AK1062	AK1062	AK1080		
1000 Outlander XT/XTP	13-20	AK1143	AK1143	AK1154	AK1154	AK1080		
1000 Renegade	12-14	AK1126	AK1126	AK1062	AK1062	AK1080		AK1153
1000 Renegade	15-20	AK1143	AK1143	AK1154	AK1154	AK1080		AK1153

KEY

* Two (2) kits are required to complete the ATV/UTV

A-Arm and IRS kits continue on the next page.

J&M ATV/UTV SUPPLY, INC. ... OVER 30 YEARS IN THE POWERSPORTS INDUSTRY

BY PHONE: 1-800-367-9603 » BY FAX: 901-377-3392 » ONLINE: WWW.JMATV.COM



HONDA								
MODEL	YEAR	A-ARM REBUILD KIT				REAR INDEPENDENT SUSPENSION		
		FRONT LOWER*	FRONT UPPER*	FRONT LOWER BUSHING ONLY KIT*	FRONT UPPER BUSHING ONLY KIT*	REBUILD KIT*	BUSHING ONLY KIT*	KNUCKLE ONLY KIT*
TRX90	93-20	AK5950						
TRX200	90-97	AK5950	AK5950					
TRX200D	90-97	AK5950	AK5950					
TRX250R	1986	AK5952	AK5952					
TRX250R	87-89	AK5957	AK5957					
TRX250X	87-92	AK5956	AK5956					
TRX250EX/X	01-21	AK5950	AK5950					
TRX250 Recon	97-21	AK5950	AK5950					
TRX300EX/X	93-09	AK5956	AK5956					
TRX300 Fourtrax 2x4	88-92	AK5950						
TRX300 Fourtrax 2x4	93-00	AK5950	AK5950					
TRX300FW Fourtrax 4x4	88-00	AK5950	AK5950					
TRX350 Rancher	00-06	AK5950	AK5950					
FL400 Odyssey	89-90	AK5956	AK5956					
TRX400EX/X	99-14	AK5956	AK5956					
TRX400 Foreman	95-03	AK5950	AK5950					
TRX400 Rancher	04-07	AK5950	AK5950					
TRX420 Rancher SRA	07-21	AK5950	AK5950					
TRX420 Rancher IRS	09-14	AK5950	AK5950			AK1068		AK1068K
TRX420 Rancher IRS	15-21	AK5950	AK5950			AK1185		AK1229
TRX450 Foreman	98-04	AK5950	AK5950					
TRX450R	04-09	AK5956	AK5956					
TRX450ER	06-14	AK5956	AK5956					
TRX500 Foreman	05-13	AK5950	AK5951					
TRX500 Foreman	14-19	AK5950	AK5950					
TRX500 Rubicon	01-14	AK5950	AK5951					
TRX500 Rubicon IRS	15-19	AK5950	AK5950			AK1185		AK1229
TRX520 Foreman	20-21	AK5950	AK5950					
TRX520 Rubicon IRS	20-21	AK5950	AK5950			AK1185		AK1229
TRX650 Rincon	03-05	AK5950	AK5652			AK1035		AK1035K
TRX680 Rincon	06-14	AK5950	AK5652			AK1035		AK1035K
TRX680 Rincon	15-20	AK5950	AK5951			AK1035		AK1035K
TRX700XX	08-09	AK5956	AK5956					
SXS1000 Pioneer	16-20		AK1234					
SXS1000 Talon	19-20	AK1235	AK1235			AK1236		

KAWASAKI								
MODEL	YEAR	A-ARM REBUILD KIT				REAR INDEPENDENT SUSPENSION		
		FRONT LOWER*	FRONT UPPER*	FRONT LOWER BUSHING ONLY KIT*	FRONT UPPER BUSHING ONLY KIT*	REBUILD KIT*	BUSHING ONLY KIT*	KNUCKLE ONLY KIT*
KSF250 Mojave	87-04	AK1012	AK1012					
KXF250 Tecate	1987	AK1012	AK1012					
KXF250 Tecate	1988	AK1013	AK1013					
KEF300 Lakota	95-03	AK1012	AK1012					
KLF300A Bayou	86-87		AK1010					
KLF300B Bayou	88-05	AK5972	AK5972					
KLF300C Bayou 4X4	89-05	AK5972	AK5972					
KVF300 Brute Force	12-18	AK1152	AK1152					
KVF300A Prairie 4x4	99-02	AK5972						
KVF300B Prairie 2x4	99-02	AK5972						
KVF360A & C Prairie 4x4	03-13	AK5972						

KEY

* Two (2) kits are required to complete the ATV/UTV

A-Arm and IRS kits continue on the next page.

- INDEX
- WIDE OPEN PARTS
- TIRES & WHEELS
- BRAKES
- AIR, OIL & FUEL
- BATTERY & ELECTRICAL
- ENGINE
- BEARINGS
- BUSHINGS**
- DRIVELINE
- AXLES
- BELTS
- CONTROLS
- TOOLS & CHEMICALS
- EXHAUST
- ACCESSORIES





KAWASAKI								
MODEL	YEAR	A-ARM REBUILD KIT				REAR INDEPENDENT SUSPENSION		
		FRONT LOWER*	FRONT UPPER*	FRONT LOWER BUSHING ONLY KIT*	FRONT UPPER BUSHING ONLY KIT*	REBUILD KIT*	BUSHING ONLY KIT*	KNUCKLE ONLY KIT*
KVF360B Prairie	03-10	AK5972						
KFX400	03-06	AK5970	AK5969					
KLF400 Bayou	93-99	AK5972	AK5972					
KVF400A Prairie 4x4	97-98	AK5972						
KVF400B Prairie	1998	AK5972						
KVF400C Prairie 4x4	99-02	AK5972						
KVF400D Prairie	99-02	AK5972						
KFX450R	08-14	AK1067	AK5973					
KVF650 Prairie	02-03	AK5974						
KVF650 Brute Force SRA	05-13	AK5974						
KVF650i Brute Force IRS	06-13	AK5973	AK5975			AK1043		AK1043K
KFX700 V-Force	04-09	AK5973	AK5973					
KVF700 Prairie	04-06	AK5974						
KVF750 Brute Force	05-11	AK5973	AK5975			AK1043		AK1043K
KVF750 Brute Force	12-20	AK5989	AK5988			AK1043		AK1043K
KRF750 Teryx	08-13	AK1192	AK1191			AK1226		AK1043K
KRT750 Teryx 4	12-13	AK1193	AK1191			AK1227		AK1228
KRF800 Teryx	14-20	AK1193	AK1194			AK1227		AK1228
KRT800 Teryx 4	14-20	AK1193	AK1194			AK1227		AK1228
Mule 2510 Diesel	00-02	AK5972						
Mule 2500	94-00	AK5972						
Mule 2510 4x4	93-00	AK5972						
Mule 2520	93-00	AK5972						
Mule 3000	01-08	AK5972						
Mule 3010 4X4	01-08	AK5972						
Mule 3020	01-03	AK5972						
Mule 4000	09-20	AK5972						
Mule 4010 4x4	09-20	AK5972						
Mule 3010 Diesel	01-08	AK5972						
Mule 4010 4x4 Diesel	09-13	AK5972						

POLARIS								
MODEL	YEAR	A-ARM REBUILD KIT				REAR INDEPENDENT SUSPENSION		
		FRONT LOWER*	FRONT UPPER*	FRONT LOWER BUSHING ONLY KIT*	FRONT UPPER BUSHING ONLY KIT*	REBUILD KIT*	BUSHING ONLY KIT*	KNUCKLE ONLY KIT*
LSV Electric 4X4	11-12	AK1097		AK6345		AK1115	AK1072	AK1218
Ranger EV 4X4	10-13	AK1097		AK6345		AK1115	AK1072	AK1218
Ranger EV 4X4	14-20	AK1096		AK1121		AK1115	AK1072	AK1218
250 Big Boss 4X6/6x6	1992			AK5049				
250 Big Boss 6x6	1993			AK1048				
250 Trail Blazer	90-95			AK1048				
250 Trail Blazer	96-02	AK1093		AK1048				
250 Trail Blazer	03-06	AK1093	AK1095	AK5049				
250 Trail Boss	88-92			AK5049				
250 Trail Boss	93-99			AK1048				
250 Trail Boss 4x4	87-92			AK5049				
250 Trail Boss 4x4	93-95	AK1093		AK1048				
250 Xplorer 4X4	00-02	AK1093		AK1048				
"300 2X4								
"	94-95			AK1048				
300 4X4	94-95	AK1093		AK1048				

KEY

* Two (2) kits are required to complete the ATV/UTV

A-Arm and IRS kits continue on the next page.



POLARIS								
MODEL	YEAR	A-ARM REBUILD KIT				REAR INDEPENDENT SUSPENSION		
		FRONT LOWER*	FRONT UPPER*	FRONT LOWER BUSHING ONLY KIT*	FRONT UPPER BUSHING ONLY KIT*	REBUILD KIT*	BUSHING ONLY KIT*	KNUCKLE ONLY KIT*
300 Hawkeye 2x4	06-11	AK1095		AK5049		AK1113	AK1057	AK1214
300 Hawkeye 4x4	06-07	AK1095		AK5049		AK1113	AK1057	AK1214
300 Sportsman 4X4	08-10	AK1095		AK5049		AK1113	AK1057	AK1214
300 Xplorer 4x4	96-99	AK1093		AK1048				
300 Xpress	96-99	AK1093		AK1048				
325 Ace	14-15	AK1093		AK5049		AK1135	AK1136	AK1217
325 Ace	2016	AK1165		AK5049		AK1135	AK1136	AK1217
325 Hawkeye	2015	AK1147		AK1048		AK1149	AK1150	
325 Magnum 2x4/4X4	00-02	AK1093		AK1048				
325 Ranger ETX	15-16	AK1096		AK1121		AK1135	AK1136	AK1217
325 Sportsman ETX	2015	AK1093		AK5049		AK1105	AK1046	AK1212
325 Sportsman ETX MD	2015	AK1147		AK1148		AK1149		
325 Trail Boss	00-02	AK1093		AK1048				
325 Xpedition	00-02	AK1093		AK1048				
330 ATP 4X4	04-05	AK1093		AK5049				
330 Magnum 2x4	03-05	AK1093		AK5049				
330 Magnum 4x4	2005	AK1093		AK5049				
330 Magnum 4x4 AA AB AC FB	03-04	AK1093		AK5049				
330 Trail Blazer	08-13	AK1093		AK5049				
330 Trail Boss	03-13	AK1093		AK5049				
335 Sportsman	99-00	AK1093		AK1048		AK1112	AK1054	AK1213
335 Worker	1999	AK1093		AK1048		AK1112	AK1054	AK1213
350 Sportsman 4x4	1993	AK1093		AK1048				
350L 2x4/4x4/6x6	1993	AK1093		AK1048				
350L Trail Boss 2x4/4x4	90-92			AK5049				
400 Hawkeye HO 2x4	11-13	AK1093		AK5049		AK1105	AK1046	AK1212
400 Hawkeye HO 2x4	2014	AK1147		AK1048		AK1105	AK1046	AK1212
400 Ranger 4x4	10-14	AK1097		AK6345		AK1115	AK1072	AK1218
400 Scrambler 2x4	00-02	AK1093		AK1048				
400 Scrambler 4x4	95-02	AK1093		AK1048				
400 Sport	94-99	AK1093		AK1048				
400 Sportsman 4x4	94-97	AK1093		AK1048				
400 Sportsman 4x4	01-02	AK1093		AK1048		AK1112	AK1054	AK1213
400 Sportsman 4x4	03-05	AK1093		AK5049		AK1107	AK1046	AK1212
400 Sportsman HO 4x4	08-10	AK1095		AK5049		AK1113	AK1057	AK1214
400 Sportsman HO 4x4	11-14	AK1093		AK5049		AK1105	AK1046	AK1212
400 Trail Blazer	2003	AK1093		AK5049				
400L 2x4/4x4	94-95	AK1093		AK1048				
400L Big Boss 6x6	94-97	AK1093		AK1048				
400L Magnum 6x6	96-97	AK1093		AK1048				
400L Xplorer 4x4	95-02	AK1093		AK1048				
400L Xpress 2x4	96-97	AK1093		AK1048				
425 Magnum 2x4/4x4	95-98	AK1093		AK1048				
425 Xpedition	00-02	AK1093		AK1048				
450 Outlaw	08-10	AK1090	AK1090	AK6341	AK6341			
450 Sportsman	06-07	AK1093		AK5049		AK1107	AK1046	AK1212
450 Sportsman HO	2016	AK1165		AK5049		AK1166	AK1150	AK1212
450 Sportsman HO	17-20	AK1165		AK5049		AK1167	AK1046	AK1212
500 Ace	17-19	AK1165		AK5049		AK1135		AK1217
500 ATP 4X4	04-05	AK1093		AK5049				

- INDEX
- WIDE OPEN PARTS
- TIRES & WHEELS
- BRAKES
- AIR, OIL & FUEL
- BATTERY & ELECTRICAL
- ENGINE
- BEARINGS
- BUSHINGS**
- DRIVELINE
- AXLES
- BELTS
- CONTROLS
- TOOLS & CHEMICALS
- EXHAUST
- ACCESSORIES

KEY

* Two (2) kits are required to complete the ATV/UTV

A-Arm and IRS kits continue on the next page.





POLARIS								
MODEL	YEAR	A-ARM REBUILD KIT				REAR INDEPENDENT SUSPENSION		
		FRONT LOWER*	FRONT UPPER*	FRONT LOWER BUSHING ONLY KIT*	FRONT UPPER BUSHING ONLY KIT*	REBUILD KIT*	BUSHING ONLY KIT*	KNUCKLE ONLY KIT*
500 Big Boss 6x6	98-03	AK1093		AK5049				
500 Magnum 4x4	99-02	AK1093		AK1048				
500 Magnum 4x4 HDS	2003	AK1093		AK5049				
500 Magnum 4x4 HDS AA	2001	AK1093		AK1048				
500 Magnum 4x4 HDS AA	2002	AK1093		AK5049				
500 Magnum 4x4 HDS AB/FB	2002	AK1093		AK5049				
500 Magnum 4x4 HDS FB	2001	AK1093		AK1048				
500 Outlaw	06-07	AK1090	AK1090	AK6341	AK6341			
500 Predator	03-07			AK6341	AK6341			
500 Ranger 2X4	05-09	AK1097		AK6345		AK1115	AK1072	AK1218
500 Ranger 2X4	17-19	AK1096		AK1121		AK1135	AK1136	AK1217
500 Ranger 4X4	1999	AK1093		AK5049				
500 Ranger 4X4	2002			AK1048				
500 Ranger 4X4	03-04	AK5001	AK5001			AK1115	AK1072	AK1218
500 Ranger 4X4	05-08	AK1097		AK6345		AK1115	AK1072	AK1218
500 Ranger 4X4	09-10	AK1097	AK1097	AK6345	AK6345	AK1115	AK1072	AK1218
500 Ranger 4X4	11-13	AK1097		AK6345		AK1115	AK1072	AK1218
500 Ranger 4X4	19-20	AK1096		AK1121		AK1135	AK1136	AK1217
500 Ranger 6X6	1999			AK1048				
500 Ranger 6X6	2002	AK1093		AK1048				
500 Ranger 6X6	03-05	AK5001	AK5001	AK6345				
500 Ranger ETX	2017	AK1096		AK1121		AK1135	AK1136	
500 Ranger Series 10/11	03-04	AK5001						
500 Scrambler 2x4	00-02	AK1093		AK1048				
500 Scrambler 2x4	2008	AK1093		AK5049				
500 Scrambler 4x4	97-12	AK1093		AK1048				
500 Sportsman 4x4	96-02	AK1093		AK1048		AK1112	AK1054	AK1213
500 Sportsman 4x4 HO	2001	AK1093		AK1048		AK1112	AK1046	AK1213
500 Sportsman 4x4 HO	2002	AK1093		AK1048			AK1046	
500 Sportsman 4x4 HO	03-10	AK1093		AK5049		AK1107	AK1046	AK1212
500 Sportsman 4x4 HO	11-13	AK1093		AK5049		AK1105	AK1046	AK1212
500 Sportsman 6x6	00-02	AK1093		AK1048				
500 Sportsman 6x6	03-08	AK1093		AK5049				
500 Sportsman EFI	09-10	AK1093		AK5049		AK1107	AK1046	AK1212
500 Sportsman X2	06-07	AK1092		AK1076		AK1106	AK1047	AK1211
500 Sportsman X2	08-09	AK1092		AK1076		AK1104	AK1056	AK1210
500 Worker 4x4	99-02	AK1093		AK1048		AK1112	AK1054	AK1213
500 Xplorer	1997	AK1093		AK1048		AK1112	AK1054	AK1213
525 Outlaw IRS	07-11	AK1090	AK1090	AK6341	AK6341			
525 Outlaw SRA	08-10	AK1090	AK1090	AK6341	AK6341			
550 Sportsman	2011	AK1090	AK1090	AK6341	AK6341	AK1109	AK1083	AK1207
550 Sportsman	12-13	AK1090	AK1090	AK6341	AK6341	AK1098	AK1082	AK1207
550 Sportsman EPS	2010	AK1091	AK1091	AK1076	AK1076	AK1100	AK1084	AK1207
550 Sportsman EPS	2011	AK1090	AK1090	AK6341	AK6341	AK1109	AK1083	AK1207
550 Sportsman EPS	12-13	AK1090	AK1090	AK6341	AK6341	AK1098	AK1082	AK1207
550 Sportsman EPS	2014	AK1094	AK1094	AK1121	AK1121	AK1102	AK1122	AK1207
550 Sportsman XP	2009	AK1090	AK1090	AK6341	AK6341	AK1101	AK1085	AK1207
550 Sportsman XP	2010	AK1091	AK1090	AK1076	AK6341	AK1101	AK1085	AK1207
550 Sportsman XP	2013	AK1094	AK1090	AK1121	AK6341	AK1098	AK1082	AK1207
550 Sportsman XP	2014	AK1094	AK1094	AK1121	AK1121	AK1102	AK1122	AK1207

KEY

* Two (2) kits are required to complete the ATV/UTV

A-Arm and IRS kits continue on the next page.



POLARIS								
MODEL	YEAR	A-ARM REBUILD KIT				REAR INDEPENDENT SUSPENSION		
		FRONT LOWER*	FRONT UPPER*	FRONT LOWER BUSHING ONLY KIT*	FRONT UPPER BUSHING ONLY KIT*	REBUILD KIT*	BUSHING ONLY KIT*	KNUCKLE ONLY KIT*
570 Ace	2015	AK1093		AK5049		AK1135	AK1136	AK1217
570 Ace	16-17	AK1165		AK5049		AK1135	AK1136	AK1217
570 Ace	18-19	AK1176				AK1135	AK1136	AK1217
570 Ace HD	2015	AK1147		AK1148		AK1135	AK1136	AK1217
570 Ace HD	16-19	AK1184		AK1148		AK1135	AK1136	AK1217
570 Ace MD	2016	AK1184		AK1148		AK1135	AK1136	AK1217
570 Ranger	14-20	AK1096		AK1121		AK1135	AK1136	AK1217
570 Ranger Crew	14-20	AK1096		AK1121		AK1135	AK1136	AK1217
570 Ranger Crew EPS	14-20	AK1096		AK1121		AK1135	AK1136	AK1217
570 Ranger EPS	14-19	AK1096		AK1121		AK1135	AK1136	AK1217
570 Ranger Full Size	15-16	AK1096	AK1118	AK1121	AK1120	AK1135	AK1136	AK1217
570 Ranger Full Size	17-20	AK1096		AK1121		AK1135	AK1136	AK1217
570 Ranger Full Size Crew	15-16	AK1096	AK1118	AK1121	AK1120	AK1135	AK1136	AK1217
570 Ranger Full Size With Strut	2016	AK1096		AK1121		AK1135	AK1136	AK1217
570 Ranger HD	2019	AK1096		AK1121		AK1135	AK1136	AK1217
570 Ranger XP	2016	AK1096	AK1118	AK1121	AK1120	AK1135	AK1136	AK1217
570-6 Ranger Full Size Crew	16-20	AK1096		AK1121		AK1135	AK1136	AK1217
570 RZR	12-20	AK1095	AK1095	AK5049	AK5049	AK1135	AK1136	AK1217
570 RZR S	2017	AK1095	AK1095	AK5049	AK5049	AK1135	AK1136	AK1217
570 Sportsman EFI	14-15	AK1093		AK5049		AK1105	AK1046	AK1212
570 Sportsman EFI	16-20	AK1165		AK5049		AK1167	AK1046	AK1212
570 Sportsman EPS Quad	2016	AK1184		AK1148		AK1166	AK1150	AK1212
570 Sportsman EPS ZUG	16-17	AK1184		AK1148		AK1166	AK1150	AK1212
570 Sportsman EPS ZUG	2018	AK1184		AK1148		AK1199	AK1204	AK1212
570 Sportsman HD	2014	AK1147		AK1148		AK1149	AK1150	AK1212
570 Sportsman HD	2015	AK1147		AK1148		AK1149	AK1150	AK1212
570 Sportsman HD	16-18	AK1184		AK1148		AK1166	AK1150	AK1212
570 Sportsman MD	2015	AK1147		AK1148		AK1149	AK1150	AK1212
570 Sportsman MD	16-17	AK1184		AK1148		AK1166	AK1150	AK1212
570 Sportsman SP	2015	AK1190	AK1094	AK5049	AK1121	AK1149	AK1046	AK1212
570 Sportsman SP	16-20	AK1165	AK1094	AK5049	AK1121	AK1167	AK1046	AK1212
570 Sportsman SP EPS	2015	AK1190	AK1094	AK5049	AK1121	AK1149	AK1150	AK1212
570 Sportsman SP EPS	2016	AK1184	AK1094	AK1148	AK1121	AK1166	AK1150	AK1212
570 Sportsman X2	2015	AK1093		AK5049		AK1105	AK1046	AK1212
570 Sportsman X2	16-20	AK1165		AK5049		AK1167	AK1046	AK1212
570 Sportsman X2 MD	2017	AK1184		AK1148		AK1166	AK1150	AK1212
570 Sportsman 6x6	17-20	AK1165		AK5049		AK1105	AK1046	AK1212
600 Sportsman	03-05	AK1093		AK5049		AK1107	AK1046	AK1212
700 Ranger	05-08	AK1097		AK6345		AK1115	AK1072	AK1218
700 Ranger	2009	AK1097	AK1097	AK6345	AK6345	AK1115	AK1072	AK1218
700 Ranger Crew	08-09	AK1097		AK6345		AK1115	AK1072	AK1218
700 Ranger 6X6	06-07	AK1097		AK6345				
700 Ranger 6X6	08-09	AK1097		AK6345		AK1115	AK1072	AK1218
700 Sportsman	02-07	AK1093		AK5049		AK1107	AK1046	AK1212
700 Sportsman X2	2008	AK1092		AK1076		AK1104	AK1056	AK1210
800 Ranger + Crew	10-14	AK1097	AK1097	AK6345	AK6345	AK1115	AK1072	AK1218
800 Ranger Mid Size	2013	AK1097		AK6345		AK1115	AK1072	AK1218
800 Ranger Mid Size	2014	AK1096		AK1121		AK1115	AK1072	AK1218

- INDEX
- WIDE OPEN PARTS
- TIRES & WHEELS
- BRAKES
- AIR, OIL & FUEL
- BATTERY & ELECTRICAL
- ENGINE
- BEARINGS
- BUSHINGS**
- DRIVELINE
- AXLES
- BELTS
- CONTROLS
- TOOLS & CHEMICALS
- EXHAUST
- ACCESSORIES

KEY

* Two (2) kits are required to complete the ATV/UTV

A-Arm and IRS kits continue on the next page.





POLARIS								
MODEL	YEAR	A-ARM REBUILD KIT				REAR INDEPENDENT SUSPENSION		
		FRONT LOWER*	FRONT UPPER*	FRONT LOWER BUSHING ONLY KIT*	FRONT UPPER BUSHING ONLY KIT*	REBUILD KIT*	BUSHING ONLY KIT*	KNUCKLE ONLY KIT*
800 Ranger 6X6	10-16	AK1097	AK1097	AK6345	AK6345	AK1115	AK1072	AK1218
800 RZR	08-12	AK1095	AK1095	AK5049	AK5049	AK1116	AK5077	AK1210
800 RZR	2013	AK1095	AK1095	AK5049	AK5049	AK1144	AK5077	AK1210
800 RZR	2014	AK1095	AK1095	AK5049	AK5049	AK1117	AK1125	AK1223
800 RZR 4	10-13	AK1095	AK1095	AK5049	AK5049	AK1144	AK5077	AK1210
800 RZR 4	2014	AK1095	AK1095	AK5049	AK5049	AK1117	AK1125	AK1223
800 RZR S	09-13	AK1095	AK1095	AK5049	AK5049	AK1144	AK5077	AK1210
800 RZR S	2014	AK1095	AK1095	AK5049	AK5049	AK1117	AK1125	AK1223
800 Sportsman 4x4	05-13	AK1093		AK5049		AK1107	AK1046	AK1212
800 Sportsman 4x4	2014	AK1093		AK5049		AK1105	AK1046	AK1212
800 Sportsman 6x6	09-13	AK1093		AK5049		AK1123	AK1124	AK1212
800 Sportsman X2	2007	AK1092		AK1076		AK1106	AK1047	AK1211
800 Sportsman X2	08-09	AK1092		AK1076		AK1104	AK1056	AK1210
850 Scrambler	15-20	AK1094	AK1094	AK1121	AK1121	AK1141	AK1142	AK1207
850 Scrambler HO/EPS	2013	AK1090	AK1090	AK6341	AK6341	AK1098	AK1082	AK1207
850 Scrambler HO/EPS	2014	AK1094	AK1094	AK1121	AK1121	AK1102	AK1122	AK1207
850 Scrambler MD	2015	AK1094	AK1094	AK1121	AK1121	AK1141	AK1142	AK1207
850 Scrambler XP HO EPS	2014	AK1094	AK1094	AK1121	AK1121	AK1137	AK1138	AK1207
850 Sportsman XP	2009	AK1090	AK1090	AK6341	AK6341	AK1101	AK1085	AK1207
850 Sportsman XP	2010	AK1091	AK1091	AK1076	AK1076	AK1100	AK1084	AK1207
850 Sportsman XP	2011	AK1090	AK1090	AK6341	AK6341	AK1109	AK1083	AK1207
850 Sportsman XP	12-14	AK1090	AK1090	AK6341	AK6341	AK1098	AK1082	AK1207
850 Sportsman XP	2015	AK1094	AK1094	AK1121	AK1121	AK1137	AK1138	AK1207
850 Sportsman High Lifter	16-20	AK1094	AK1094	AK1121	AK1121	AK1141	AK1142	AK1207
850 Sportsman SP	15-18	AK1094	AK1094	AK1121	AK1121	AK1141	AK1142	AK1207
850 Sportsman WV	2014	AK1094	AK1094	AK1121	AK1121	AK1141	AK1142	AK1207
850 Sportsman X2	2011	AK1090	AK1090	AK6341	AK6341	AK1098	AK1082	AK1207
900 Ace	15-16	AK1165		AK5049		AK1135	AK1136	AK1217
900 Ace	17-18	AK1176				AK1135	AK1136	AK1217
900 Brutus HD	2013	AK1092	AK1119	AK1076				
900 Brutus HD	14-15	AK1096	AK1118	AK1121	AK1120			
900 Ranger XP	13-14	AK1092	AK1118	AK1076	AK1120	AK1114	AK1081	AK1217
900 Ranger XP	15-19	AK1096	AK1118	AK1121	AK1120	AK1135	AK1136	AK1217
900 Ranger XP Crew	14-19	AK1096	AK1118	AK1121	AK1120	AK1135	AK1136	AK1217
900 Ranger Diesel	11-14	AK1097	AK1097	AK6345	AK6345	AK1115	AK1072	AK1218
900 Ranger Diesel Crew	12-14	AK1097	AK1097	AK6345	AK6345	AK1115	AK1072	AK1218
900 Ranger Diesel HST/ Deluxe	2014	AK1096	AK1118	AK1121	AK1120		AK1136	
900 RZR	11-13	AK1092	AK1095	AK1076	AK5049	AK1195	AK1200	
900 RZR	2014	AK1096	AK1118	AK1121	AK1120	AK1195	AK1200	
900 RZR	2015	AK1096	AK1131	AK1121	AK1132	AK1151	AK1136	AK1220
900 RZR	2016	AK1096	AK1131	AK1121	AK1132	AK1169	AK1203	AK1216
900 RZR	2017	AK1176	AK1179			AK1177	AK1201	AK1216
900 RZR	18-20	AK1176	AK1179			AK1177	AK1201	AK1216
900 RZR 4	12-13	AK1092	AK1095	AK1076	AK5049	AK1195		
900 RZR 4	2014	AK1096	AK1095	AK1121	AK5049	AK1195		
900 RZR 4	2015	AK1096	AK1131	AK1121	AK1132	AK1164	AK1155	AK1221
900 RZR 4	2016	AK1096	AK1131	AK1121	AK1132	AK1178	AK1201	AK1216
900 RZR 4	17-18	AK1176	AK1179			AK1177	AK1201	AK1216

KEY

* Two (2) kits are required to complete the ATV/UTV

A-Arm and IRS kits continue on the next page.



POLARIS								
MODEL	YEAR	A-ARM REBUILD KIT				REAR INDEPENDENT SUSPENSION		
		FRONT LOWER*	FRONT UPPER*	FRONT LOWER BUSHING ONLY KIT*	FRONT UPPER BUSHING ONLY KIT*	REBUILD KIT*	BUSHING ONLY KIT*	KNUCKLE ONLY KIT*
900 RZR S (Before 3/1/15)	2015	AK1096	AK1131	AK1121	AK1132	AK1151	AK1136	AK1220
900 RZR S (After 3/2/15)	2015	AK1096	AK1131	AK1121	AK1132	AK1164	AK1155	AK1221
900 RZR S	2016	AK1096	AK1131	AK1121	AK1132	AK1169	AK1203	AK1216
900 RZR S	17-20	AK1176	AK1179			AK1177	AK1201	AK1216
925 RZR Turbo	2016	AK1096	AK1131	AK1121	AK1132	AK1195	AK1200	
925 RZR Turbo	17-20	AK1176	AK1179			AK1195	AK1200	
925 RZR 4 Turbo	2016	AK1096	AK1131	AK1121	AK1132	AK1195	AK1200	
925 RZR 4 Turbo	17-20	AK1176	AK1179			AK1195	AK1200	
925 RZR S Turbo	18-19	AK1223	AK1223			AK1195	AK1200	
925 RZR S Turbo	2020	AK1223	AK1223				AK1200	
925 RZR S4 Turbo	19-20	AK1223	AK1223				AK1200	
925 RZR Pro XP	2020	AK1223	AK1223					
925 RZR Pro XP 4	2020	AK1223	AK1223					
1000 General	2016	AK1176	AK1180			AK1177	AK1201	AK1216
1000 General	17-20	AK1176	AK1179			AK1177	AK1201	AK1216
1000 General XP	2020	AK1223	AK1223				AK1201	
1000 General 4	17-20	AK1176	AK1179			AK1177	AK1201	AK1216
1000 Ranger EPS	2020	AK1176	AK1176			AK1196	AK1202	AK1216
1000 Ranger EPS BASE	18-19	AK1176	AK1176			AK1196	AK1202	AK1216
1000 Ranger EPS Crew	2020	AK1176	AK1176			AK1196	AK1202	AK1216
1000 Ranger EPS Full Size	2020	AK1176	AK1176			AK1196	AK1202	AK1216
1000 Ranger EPS Full Size Crew	2020	AK1176	AK1176			AK1196	AK1202	AK1216
1000 Ranger EPS HD MD	2019	AK1176	AK1176			AK1196	AK1202	AK1216
1000 Ranger XP	2017	AK1096	AK1118	AK1121	AK1120	AK1135	AK1136	AK1217
1000 Ranger XP Crew	2017	AK1096	AK1118	AK1121	AK1120	AK1135	AK1136	AK1217
1000 Ranger XP EPS	2017	AK1096	AK1118	AK1121	AK1120	AK1135	AK1136	AK1217
1000 Ranger XP EPS	2020	AK1176	AK1176			AK1196	AK1202	AK1216
1000 Ranger XP EPS Crew	2020	AK1176	AK1176			AK1196	AK1202	AK1216
1000 Ranger XP EPS Crew	2017	AK1096	AK1118	AK1121	AK1120	AK1135	AK1136	AK1217
1000 Ranger XP EPS Crew	2019	AK1176	AK1176			AK1196	AK1202	AK1216
1000 Ranger XP EPS Mud	2020	AK1176	AK1176			AK1196	AK1202	AK1216
1000 Ranger XP EPS Mud Crew	19-20	AK1176	AK1176			AK1196	AK1202	AK1216
1000 Ranger XP EPS NSTR	2020	AK1176	AK1176			AK1196	AK1202	AK1216
1000 Ranger XP EPS NSTR Crew	18-20	AK1176	AK1176			AK1196	AK1202	AK1216
1000 Ranger XP High Lifter	2017	AK1096	AK1118	AK1121	AK1120	AK1135	AK1136	AK1217
1000 Ranger XP High Lifter Crew	2017	AK1096	AK1118	AK1121	AK1120	AK1135	AK1136	AK1217
1000 Ranger XP NSTR	2017	AK1096	AK1118	AK1121	AK1120	AK1135	AK1136	AK1217
1000 Ranger XP NSTR Crew	2017	AK1096	AK1118	AK1121	AK1120	AK1135	AK1136	AK1217
1000 Ranger HST	15-16	AK1096	AK1118	AK1121	AK1120	AK1198	AK1136	

- INDEX
- WIDE OPEN PARTS
- TIRES & WHEELS
- BRAKES
- AIR, OIL & FUEL
- BATTERY & ELECTRICAL
- ENGINE
- BEARINGS
- BUSHINGS**
- DRIVELINE
- AXLES
- BELTS
- CONTROLS
- TOOLS & CHEMICALS
- EXHAUST
- ACCESSORIES

KEY

* Two (2) kits are required to complete the ATV/UTV

A-Arm and IRS kits continue on the next page.





POLARIS								
MODEL	YEAR	A-ARM REBUILD KIT				REAR INDEPENDENT SUSPENSION		
		FRONT LOWER*	FRONT UPPER*	FRONT LOWER BUSHING ONLY KIT*	FRONT UPPER BUSHING ONLY KIT*	REBUILD KIT*	BUSHING ONLY KIT*	KNUCKLE ONLY KIT*
1000 Ranger Diesel	2015		AK1118		AK1120	AK1135	AK1136	AK1217
1000 Ranger Diesel	16-18	AK1096	AK1118	AK1121	AK1120	AK1135	AK1136	AK1217
1000 Ranger Diesel Crew	15-18	AK1096	AK1118	AK1121	AK1120	AK1135	AK1136	AK1217
1000 RZR XP	14-16	AK1096	AK1131	AK1121	AK1132	AK1195	AK1200	
1000 RZR XP	17-20	AK1176	AK1179			AK1195	AK1200	
1000 RZR XP 4	14-16	AK1096	AK1131	AK1121	AK1132	AK1195	AK1200	
1000 RZR XP 4	17-20	AK1176	AK1179			AK1195	AK1200	
1000 RZR S	2016	AK1096	AK1131	AK1121	AK1132	AK1169	AK1203	AK1216
1000 RZR S	17-20	AK1176	AK1179		AK1132	AK1177	AK1201	AK1216
1000 RZR S4	19-20	AK1176	AK1179			AK1177	AK1201	AK1216
1000 RZR XP High Lifter	2016	AK1096	AK1131	AK1121	AK1132	AK1195	AK1200	
1000 RZR XP High Lifter	17-20	AK1176	AK1179			AK1195	AK1200	
1000 RZR XP High Lifter 4	17-20	AK1176	AK1179			AK1195	AK1200	
1000 RZR RS1	18-20	AK1186	AK1187			AK1195	AK1200	
1000 Scrambler XP	2014	AK1094	AK1094	AK1121	AK1121	AK1137	AK1138	AK1207
1000 Scrambler XP	15-18	AK1094	AK1094	AK1121	AK1121	AK1141	AK1142	AK1207
1000 Scrambler MD	15-17	AK1094	AK1094	AK1121	AK1121	AK1137	AK1138	AK1207
1000 Scrambler S	2020	AK1237	AK1206			AK1137	AK1138	AK1207
1000 Sportsman XP	15-18	AK1094	AK1094	AK1121	AK1121	AK1141	AK1142	AK1207
1000 Sportsman MD	15-16	AK1094	AK1094	AK1121	AK1121	AK1137	AK1138	AK1207
1000 Sportsman High Lifter	16-20	AK1094	AK1094	AK1121	AK1121	AK1141	AK1142	AK1207
1000 Sportsman S	2020	AK1237	AK1206			AK1239		AK1238
1000 Sportsman Touring	15-20	AK1094	AK1094	AK1121	AK1121	AK1141	AK1142	AK1207

SUZUKI								
MODEL	YEAR	A-ARM REBUILD KIT				REAR INDEPENDENT SUSPENSION		
		FRONT LOWER*	FRONT UPPER*	FRONT LOWER BUSHING ONLY KIT*	FRONT UPPER BUSHING ONLY KIT*	REBUILD KIT*	BUSHING ONLY KIT*	KNUCKLE ONLY KIT*
LT-230E	1987	AK5958	AK5958					
LT-230E	88-93	AK5959	AK5959					
LT-230S	85-87	AK5958	AK5958					
LT-250R	85-86	AK5958	AK5958					
LT-250R	87-92	AK7414	AK7414					
LT-250S	89-90	AK7414	AK7414					
LT-4WD 250 Quad Runner	87-98	AK5980	AK5980					
LT-F250 2WD	88-01	AK5980	AK5980					
LT-F250F 4WD Quad Runner	99-02	AK5980	AK5980					
LT-F250 Ozark	02-14	AK5980	AK5980					
LT-Z250	04-09	AK5980	AK5980					
LT-F4WDX 300 King Quad	91-98	AK5980	AK5980					
LT-F300F King Quad	99-02	AK5980	AK5980					
LT-Z400	03-14	AK5970	AK5969					
LT-F400 Eiger 2WD Manual	02-07	AK5980	AK5980					
LT-A400 Eiger 2WD Auto	02-07	AK5980	AK5980					
LT-F400F Eiger 4WD Manual	02-07	AK5980	AK5980					
LT-A400F Eiger 4WD Auto	02-07	AK5980	AK5980					
LT-F400 2WD King Quad Manual	08-09	AK5980	AK5980					
LT-A400 2WD King Quad Auto	08-09	AK5980	AK5980					
LT-F400F 4WD King Quad Manual	08-20	AK5980	AK5980					

KEY

* Two (2) kits are required to complete the ATV/UTV

A-Arm and IRS kits continue on the next page.



SUZUKI								
MODEL	YEAR	A-ARM REBUILD KIT				REAR INDEPENDENT SUSPENSION		
		FRONT LOWER*	FRONT UPPER*	FRONT LOWER BUSHING ONLY KIT*	FRONT UPPER BUSHING ONLY KIT*	REBUILD KIT*	BUSHING ONLY KIT*	KNUCKLE ONLY KIT*
LT-A400F 4WD King Quad Auto	08-20	AK5980	AK5980					
LTA-450X King Quad	2007	AK5980	AK5981			AK1041		AK1041K
LTA-450X King Quad	08-10	AK5980	AK1078			AK1045		AK1045K
LT-R450 QuadrAcer	06-11	AK5042	AK5042					
LT-500R QuadrAcer	1987	AK1030						
LT-500R QuadrAcer	88-90	AK1030	AK1030					
LT-F500F QuadrRunner	98-02	AK5980	AK5980					
LT-A500F Quad Master Auto	00-01	AK5980	AK5980					
LT-F500F SKUson Manual	03-07	AK5980	AK5980					
LT-A500F SKUson Auto	02-07	AK5980	AK5980					
LT-A500X King Quad	09-10	AK5980	AK1078			AK1075		AK1075K
LT-A500X King Quad	11-20	AK5980	AK1078			AK1075		AK1075K
LTV-700F Twin Peaks	04-06	AK5974						
LTA-700X King Quad	05-07	AK5980	AK5981			AK1041		AK1041K
LTA-750X King Quad	08-20	AK5980	AK1078			AK1075		AK1075K

YAMAHA								
MODEL	YEAR	A-ARM REBUILD KIT				REAR INDEPENDENT SUSPENSION		
		FRONT LOWER*	FRONT UPPER*	FRONT LOWER BUSHING ONLY KIT*	FRONT UPPER BUSHING ONLY KIT*	REBUILD KIT*	BUSHING ONLY KIT*	KNUCKLE ONLY KIT*
YFA1 Breeze	91-04	AK5961						
YFM125 Grizzly	04-13	AK5961						
YFM125 Raptor	11-13	AK5961	AK5992					
YFM200 Moto-4	86-89	AK1011						
YFS200 Blaster	88-06	AK5961	AK5960					
YFM225 Moto-4	86-88	AK5901						
YFM250 Moto-4	89-91	AK5901						
YFB250 Timberwolf	92-00	AK5991						
YFM250 Beartracker	99-01	AK5991						
YFM250 Beartracker	02-04	AK5991						
YFM250B Bruin	05-06	AK5991						
YFM250 Big Bear	07-09	AK5991						
YFM 250 Raptor	08-13	AK5961	AK5992					
YFZ350 Banshee	87-90	AK5961	AK5993					
YFZ350 Banshee	91-06	AK5961	AK5992					
YFM350 Warrior	87-88	AK1027	AK5961					
YFM350 Warrior	89-04	AK5961	AK5961					
YFM350 Raptor	04-13	AK5961	AK5961					
YFM350ER Moto-4	87-95		AK5901					
YFM350FW Big Bear	87-99	AK5991	AK5991					
YFM35FX Wolverine	95-09	AK5991	AK5991					
YFM350 Bruin	04-06	AK5991	AK5991					
YFM350 Grizzly SRA	07-14	AK5991	AK5991					
YFM350 Grizzly IRS	07-11	AK5991	AK5991			AK1034		
YFM400 Kodiak	93-06	AK5991	AK5991					
YFM400 Big Bear SRA	00-06	AK5991	AK5991					
YFM400 Big Bear IRS	07-12	AK5991	AK5991			AK1034		AK1034K
YFM400 Grizzly IRS	07-08	AK5991	AK5991			AK1034		AK1034K
YFM450 Grizzly IRS	07-14	AK5991	AK5991			AK1034		AK1034K
YFM450 Kodiak	03-04	AK5991	AK5991					

KEY

* Two (2) kits are required to complete the ATV/UTV

A-Arm and IRS kits continue on the next page.

- INDEX
- WIDE OPEN PARTS
- TIRES & WHEELS
- BRAKES
- AIR, OIL & FUEL
- BATTERY & ELECTRICAL
- ENGINE
- BEARINGS
- BUSHINGS**
- DRIVELINE
- AXLES
- BELTS
- CONTROLS
- TOOLS & CHEMICALS
- EXHAUST
- ACCESSORIES





YAMAHA								
MODEL	YEAR	A-ARM REBUILD KIT				REAR INDEPENDENT SUSPENSION		
		FRONT LOWER*	FRONT UPPER*	FRONT LOWER BUSHING ONLY KIT*	FRONT UPPER BUSHING ONLY KIT*	REBUILD KIT*	BUSHING ONLY KIT*	KNUCKLE ONLY KIT*
YFM450 Kodiak IRS	05-06	AK5991	AK5991			AK1034		AK1034K
YFM450 Kodiak	18-20	AK5991	AK5991			AK1034		AK1034K
YFM45FX Wolverine	06-10	AK5991	AK5991					
YFZ450	04-13	AK5961	AK5992					
YFZ450R	09-18	AK5961	AK1058					
YFZ450X	10-11	AK5961	AK1058					
YFM550 Grizzly	09-14	AK5991	AK5991			AK1034		AK1034K
YFM600 Grizzly	98-01	AK5991						
YFM660 Grizzly	02-08	AK5991	AK5991			AK1034		AK1034K
YFM660R Raptor	01-05	AK5961	AK5994					
YFM700 Grizzly	07-20	AK5991	AK5991			AK1034		AK1034K
YFM700 Kodiak	16-20	AK5991	AK5991			AK1034		AK1034K
YFM700R Raptor	06-20	AK5961	AK5992					
YXR450 Rhino	06-09	AK5991	AK5991			AK1034		AK1034K
YXR660 Rhino	04-07	AK5991	AK5991			AK1034		AK1034K
YXR700 Rhino	08-13	AK5991	AK5991			AK1034		AK1034K
YXM700 Viking	14-17	AK5991	AK5991			AK1173		AK1173K
YXM700 Viking	18-20	AK5991	AK5991			AK1181		AK1181K
YXC700 Viking VI	15-17	AK5991	AK5991			AK1173		AK1173K
YXC700 Viking VI	18-20	AK5991	AK5991			AK1181		AK1181K
YXE700 Wolverine	16-18	AK5991	AK5991			AK1173		AK1173K
YXE850 Wolverine X2	2019	AK5991	AK5991			AK1181		AK1181K
YXE850 Wolverine X2	2020							AK1181K
YXE850 Wolverine X4	18-19	AK5991	AK5991			AK1181		AK1181K
YXF850 Wolverine X4	2020							AK1181K
YXE1000 Wolverine Rmax 2	2021	TBA						
YXF1000 Wolverine Rmax 4	2021	TBA						
YXZ1000	16-20	AK1168	AK1168			AK1170		AK1170K



KEY

* Two (2) kits are required to complete the ATV/UTV



Sway Bar Linkage Bushing Kit

Sway Bar Bushing Kit Includes Pins, 1 Kit Req.

CAN AM		
MODEL	YEAR	PART #
450 Outlander DPS	16-17	AK1174
450 Outlander DPS	18-20	AK1153
450 Outlander DPS Max	16-17	AK1174
450 Outlander DPS Max	18-20	AK1153
450 Outlander L	15-16	AK1174
450 Outlander L Max	15-16	AK1174
450 Outlander Max	2017	AK1153
450 Outlander STD	17-20	AK1153
450 Outlander STD Max	18-20	AK1153
500 Outlander L	2015	AK1153
500 Outlander L Max	2015	AK1153
500 Outlander Max	2015	AK1153
500 Outlander STD	13-15	AK1153
500 Outlander STD Max	13-14	AK1153
500 Outlander XT	13-14	AK1153
500 Outlander XT Max	13-14	AK1153
500 Renegade	13-15	AK1153
570 Outlander	16-17	AK1174
570 Outlander	18-20	AK1153
570 Outlander DPS Max	2016	AK1174
570 Outlander DPS Max	17-20	AK1153
570 Outlander Max	16-17	AK1174
570 Outlander XMR	16-17	AK1174
570 Outlander XMR	18-20	AK1153
570 Renegade	16-17	AK1174
570 Renegade	18-20	AK1153
570 Renegade XMR	2017	AK1174
570 Renegade XMR	18-20	AK1153
650 Outlander STD	13-15	AK1153
650 Outlander XMR	13-20	AK1153
650 Outlander XT	13-14	AK1153
650 Outlander DPS	17-18	AK1174
650 Outlander DPS	19-20	AK1153
650 Outlander STD	17-18	AK1174
650 Outlander STD	19-20	AK1153
650 Outlander STD Max	13-15	AK1153
650 Outlander XT Max	13-14	AK1153
650 Renegade	18-19	AK1153
800 Outlander Max	2015	AK1153
800 Outlander STD	12-15	AK1153
800 Outlander STD Max	12-14	AK1153
800 Outlander XMR	2015	AK1153
800 Outlander XT	13-14	AK1153
800 Outlander XT Max	13-14	AK1153
800 Renegade	12-15	AK1153

CAN AM		
MODEL	YEAR	PART #
800 Renegade	12-14	AK1153
850 Outlander	2016	AK1174
850 Outlander DPS	16-17	AK1174
850 Outlander DPS	18-20	AK1153
850 Outlander XMR	16-19	AK1174
850 Outlander XMR	2020	AK1153
850 Outlander XT	16-17	AK1174
850 Outlander XT	18-20	AK1153
850 Outlander XTP	16-17	AK1174
850 Outlander XTP	18-20	AK1153
850 Outlander DPS Max	18-20	AK1153
850 Outlander DPS Max	2017	AK1174
850 Outlander XT Max	2016	AK1174
850 Renegade	16-17	AK1174
850 Renegade	18-20	AK1153
850 Renegade XXC	16-17	AK1174
850 Renegade XXC	18-20	AK1153
1000 Outlander DPS	12-15	AK1153
1000 Outlander DPS	16-17	AK1174
1000 Outlander DPS	18-19	AK1153
1000 Outlander LTD Max	15-16	AK1153
1000 Outlander Max	13-20	AK1153
1000 Outlander XMR	13-15	AK1153
1000 Outlander XMR	16-17	AK1174
1000 Outlander XMR	18-20	AK1153
1000 Outlander XT	12-15	AK1153
1000 Outlander XT	16-17	AK1174
1000 Outlander XT	18-20	AK1153
1000 Outlander XT Max	13-20	AK1153
1000 Outlander XTP	13-15	AK1153
1000 Outlander XTP	16-17	AK1174
1000 Outlander XTP	18-20	AK1153
1000 Outlander XTP Max	13-15	AK1153
1000 Outlander XTP Max	16-17	AK1174
1000 Outlander XTP Max	18-20	AK1153
1000 Outlander XXC	2020	AK1153
1000 Renegade	12-15	AK1153
1000 Renegade	16-17	AK1174
1000 Renegade	18-19	AK1153
1000 Renegade XMR	16-17	AK1174
1000 Renegade XMR	18-20	AK1153
1000 Renegade XXC	12-14	AK1153
1000 Renegade XXC	15-17	AK1174
1000 Renegade XXC	18-20	AK1153

INDEX

WIDE OPEN PARTS

TIRES & WHEELS

BRAKES

AIR, OIL & FUEL

BATTERY & ELECTRICAL

ENGINE

BEARINGS

BUSHINGS

DRIVELINE

AXLES

BELTS

CONTROLS

TOOLS & CHEMICALS

EXHAUST

ACCESSORIES

PLACE YOUR ORDER WITH US ...

BY PHONE: 1-800-367-9603 » BY FAX: 901-377-3392 » ONLINE: WWW.JMATV.COM

REAR STABILIZER BUSHINGS

Rear Stabilizer Bushings

POLARIS		
MODEL	YEAR	PART #
325 Ranger ETX	15-16	SB800
400 Ranger	2013	SB800
500 Ranger	2013	SB800
500 Ranger	17-21	SB800
500 Ranger Crew	2013	SB800
500 Ranger ETX	2017	SB800
570 Ranger	14-21	SB800
570 Ranger Crew	15-21	SB800
570 RZR	12-17	SB800
700 Ranger	05-09	SB800
800 Ranger	13-14	SB800
800 Ranger Crew	13-14	SB800
800 Ranger 6x6	13-17	SB800
800 RZR/4/S	08-14	SB800
900 Ranger Diesel	13-14	SB800
900 Ranger Diesel Crew	13-14	SB800
1000 Ranger	18-20	SB800
1000 Ranger Crew	19-20	SB800



SB800

Steering Stem Bushings



SB300W

HONDA		
MODEL	YEAR	PART #
TRX90	93-21	SB300W
TRX200	90-97	SB300W
TRX250 Recon	97-20	SB300W
TRX250EX/X	01-20	SB300W
TRX300/FW Fourtrax	88-00	SB300W
TRX350 Rancher	00-06	SB300W
TRX400 Foreman	93-05	SB300W
TRX400 Rancher	04-07	SB300W
TRX400EX/X	99-12	SB300W
TRX420 Rancher	07-21	SB300W
TRX450 Foreman	98-04	SB300W
TRX450R/ER	04-14	SB300W
TRX500 Foreman	05-19	SB300W
TRX500 Rubicon	01-19	SB300W
TRX520 Foreman	20-21	SB300W
TRX520 Rubicon	20-21	SB300W
TRX700XX	08-09	SB300W

POLARIS		
MODEL	YEAR	PART #
250 Trail Blazer	03-06	SB800
325 Ace	14-16	SB800
325 Hawkeye	15-16	SB800
325 Magnum	01-02	SB800
325 Trail Blazer	2001	SB800
325 Trail Boss	01-04	SB800
325 Sportsman ETX	2015	SB800
325 Xpedition	2001	SB800
330 Magnum	03-06	SB800
330 Trail Boss	03-13	SB800
330 Trail Blazer	12-13	SB800
400 Hawkeye	11-14	SB800
400 Scrambler 2x4	2001	SB800
400 Sportsman	01-05	SB800
400 Sportsman HO	10-14	SB800
400 Xplorer	01-02	SB800
400 Trail Blazer	2003	SB800
425 Xpedition	01-02	SB800
450 Outlaw	08-10	SB800
450 Sportsman	06-07	SB800
450 Sportsman HO	16-21	SB800
500 Magnum	01-03	SB800
500 Outlaw	06-07	SB800
500 Predator	03-07	SB800
500 Scrambler	01-12	SB800
500 Sportsman	01-13	SB800
500 Worker	2001	SB800
525 Outlaw	08-10	SB800
550 Sportsman	09-14	SB800
570 Ace	15-18	SB800
570 Sportsman	14-21	SB800
600 Sportsman	03-06	SB800
700 Sportsman	03-07	SB800
800 Sportsman	06-14	SB800
850 Sportsman	09-21	SB800
850 Scrambler	13-20	SB800
1000 Scrambler	13-21	SB800
1000 Sportsman	15-21	SB800



INDEX

WIDE OPEN PARTS

TIRES & WHEELS

BRAKES

AIR, OIL & FUEL

BATTERY & ELECTRICAL

ENGINE

BEARINGS

BUSHINGS

DRIVELINE

AXLES

BELTS

CONTROLS

TOOLS & CHEMICALS

EXHAUST

ACCESSORIES



Shock Absorber Parts



ARCTIC CAT

MODEL	YEARS	REAR SHOCK SEAL HEAD KIT	REAR SHOCK BUMPER	REAR SHOCK BLADDER	FRONT SHOCK SEAL HEAD KIT
400 DVX	04-08	SH7006	SH7219	SH7315	

CAN AM

MODEL	YEARS	REAR SHOCK SEAL HEAD KIT	REAR SHOCK BUMPER	REAR SHOCK BLADDER	FRONT SHOCK SEAL HEAD KIT
DS650	00-05		SH7202		

HONDA

MODEL	YEARS	REAR SHOCK SEAL HEAD KIT	REAR SHOCK BUMPER	REAR SHOCK BLADDER	FRONT SHOCK SEAL HEAD KIT
TRX250R	86-89	SH7006			
TRX400EX	99-08	SH7006	SH7219	SH7315	
TRX400X	09-14	SH7006	SH7219	SH7315	
TRX450ER	06-14	SH7128	SH7221	SH7315	
TRX450R	04-09	SH7128	SH7221	SH7315	

KAWASAKI

MODEL	YEARS	REAR SHOCK SEAL HEAD KIT	REAR SHOCK BUMPER	REAR SHOCK BLADDER	FRONT SHOCK SEAL HEAD KIT
KXF250 Tecate	87-88	SH7010	SH7211		
KXT250 Tecate	1984	SH7010	SH7211		
KXT250 Tecate	85-87	SH7010			
KFX400	03-06	SH7006	SH7219	SH7315	
KFX450R	08-13	SH7002			SH7012
KVF650 Prairie	02-03		SH7210	SH7302	
KFX700 V-Force	04-09		SH7201	SH7303	
KRF750 Teryx	08-13		SH7211		
KRT750 Teryx 4	12-13		SH7219		

INDEX

WIDE OPEN PARTS

TIRES & WHEELS

BRAKES

AIR, OIL & FUEL

BATTERY & ELECTRICAL

ENGINE

BEARINGS

BUSHINGS

DRIVELINE

AXLES

BELTS

CONTROLS

TOOLS & CHEMICALS

EXHAUST

ACCESSORIES

Shock absorber parts continue on the next page.



SHOCK ABSORBER PARTS

SUZUKI

MODEL	YEARS	REAR SHOCK SEAL HEAD KIT	REAR SHOCK BUMPER	REAR SHOCK BLADDER	FRONT SHOCK SEAL HEAD KIT
LT250R	85-92	SH7010	SH7211	SH7303	
LTZ400	03-09	SH7006	SH7219	SH7315	
LTZ400	12-14		SH7219	SH7315	
LTR450	06-11	37-1119			
LT500R	87-90		SH7210		

YAMAHA

MODEL	YEARS	REAR SHOCK SEAL HEAD KIT	REAR SHOCK BUMPER	REAR SHOCK BLADDER	FRONT SHOCK SEAL HEAD KIT
YFM250 Raptor	2010		SH7220		
YFM350 Warrior	87-04	SH7118			
YFZ350 Banshee	87-09	SH7118	SH7210		
YFZ450	04-05	SH7010	SH7219	SH7308	SH7012
YFZ450	06-09	SH7010		SH7308	SH7012
YFZ450R	09-20		SH7201	SH7303	
YFZ450X	10-11		SH7201	SH7303	
YFM660R Raptor	01-05	SH7118		SH7311	
YXR660 Rhino	2007				SH7012
YFM700R Raptor	06-08	SH7118	SH7219	SH7308	
YFM700R Raptor	09-10	SH7118		SH7308	
YFM700R Raptor	11-17	SH7118			

INDEX

WIDE OPEN PARTS

TIRES & WHEELS

BRAKES

AIR, OIL & FUEL

BATTERY & ELECTRICAL

ENGINE

BEARINGS

BUSHINGS

DRIVELINE

AXLES

BELTS

CONTROLS

TOOLS & CHEMICALS

EXHAUST

ACCESSORIES



Shock Rebuild Kits



ARCTIC CAT							
MODEL	YEAR	SHOCK KIT				SHOCK BUSHING KIT PHASE OUT	
		UPPER FRONT	LOWER FRONT	UPPER REAR	LOWER REAR	FRONT	REAR
250 2x4	99-05	SH0010	SH0010	SH0010	SH0010	SBK01	SBK01
250 4x4	01-05	SH0010	SH0010	SH0010	SH0010	SBK01	SBK01
300 2x4	98-04	SH0010	SH0010	SH0010	SH0010	SBK01	SBK01
300 4x4	98-05	SH0010	SH0010	SH0010	SH0010	SBK01	SBK01
375 w/AT	2002	SH0010	SH0010	SH0010	SH0010	SBK01	SBK01
400 2x4	98-01	SH0010	SH0010	SH0010	SH0010	SBK01	SBK01
400 4x4	98-00	SH0010	SH0010	SH0010	SH0010	SBK01	SBK01
400 4x4 w/AT	03-04	SH0010	SH0010	SH0010	SH0010	SBK01	SBK01
400 4x4 w/MT	01-04	SH0010	SH0010	SH0010	SH0010	SBK01	SBK01
400 DVX	04-08		SBK08		SH5025		
400 FIS 2x4 w/AT	03-04	SH0010	SH0010	SH0010	SH0010	SBK01	SBK01
400 FIS 2x4 w/MT	03-04	SH0010	SH0010	SH0010	SH0010	SBK01	SBK01
400 FIS 4x4 TRV	2006	SH0010	SH0010	SH0010	SH0010		
400 FIS 4x4 TRV	07-14	SH0049	SH0049	SH0049	SH0048		
400 FIS 4x4 w/AT	03-06	SH0010	SH0010	SH0010	SH0010	SBK01	SBK01
400 FIS 4x4 w/AT	07-14	SH0049	SH0049	SH0049	SH0048		
400 FIS 4x4 w/MT	02-06	SH0010	SH0010	SH0010	SH0010	SBK01	SBK01
400 FIS 4x4 w/MT	07-08	SH0049	SH0049	SH0049	SH0048		
400 TBX 4x4	04-06	SH0010	SH0010	SH0010	SH0010	SBK01	SBK01
400 VP 4x4 w/AT	05-06	SH0010	SH0010	SH0010	SH0010	SBK01	SBK01
400 VP 4x4 w/MT	05-06	SH0010	SH0010	SH0010	SH0010	SBK01	SBK01
450 EFI	10-12	SH0049	SH0049	SH0049	SH0048		
450 TRV	11-12	SH0049	SH0049	SH0049	SH0048		
454 Bearcat	96-98	SH0010	SH0010	SH0010	SH0010	SBK01	SBK01
500 4x4	98-99	SH0010	SH0010	SH0010	SH0010	SBK01	SBK01
500 4x4 w/AT	00-02	SH0010	SH0010	SH0010	SH0010	SBK01	SBK01
500 4x4 w/MT	00-01	SH0010	SH0010	SH0010	SH0010	SBK01	SBK01
500 EFI 4x4 w/AT	13-17	SH0049	SH0049	SH0049	SH0048		
500 FIS 4x4 w/AT	02-06	SH0010	SH0010	SH0010	SH0010	SBK01	SBK01
500 FIS 4x4 w/AT	07-09	SH0049	SH0049	SH0049	SH0048		
500 FIS 4x4 w/MT	02-06	SH0010	SH0010	SH0010	SH0010	SBK01	SBK01
500 FIS 4x4 w/MT	07-09	SH0049	SH0049	SH0049	SH0048		
500 FIS TBX 4x4	02-06	SH0010	SH0010	SH0010	SH0010	SBK01	SBK01
500 FIS TRV 4x4	03-07	SH0010	SH0010	SH0010	SH0010	SBK01	SBK01
500 FIS TRV 4x4	2008	SH0049	SH0049	SH0049	SH0048		
500 TRV	13-15	SH0049	SH0049	SH0049	SH0048		
500 XT EFI	13-14	SH0049	SH0049	SH0049	SH0048		
500 Alterra TRV	2017	SH0049	SH0049	SH0049	SH0048		
500 Prowler HDX	14-15	SH0050	SH0050	SH0050	SH0050		
500 Prowler HDX XT	2014	SH0050	SH0050	SH0050	SH0050		
500 Prowler HDX XT	16-17			SH0025	SH0025		
550 EFI	09-14	SH0049	SH0049	SH0049	SH0048		
550 TRV	09-15	SH0049	SH0049	SH0049	SH0048		
550 Alterra TRV XT	2017	SH0049	SH0049	SH0049	SH0048		
550 Prowler	2009	SH0046	SH0046	SH0046	SH0048		
550 Prowler XT	10-14	SH0046	SH0046	SH0046	SH0048		
650 4x4 w/AT V2	04-06	SH0010	SH0010	SH0010	SH0010	SBK01	SBK01

Shock rebuild kits continue on the next page.

INDEX

WIDE OPEN PARTS

TIRES & WHEELS

BRAKES

AIR, OIL & FUEL

BATTERY & ELECTRICAL

ENGINE

BEARINGS

BUSHINGS

DRIVELINE

AXLES

BELTS

CONTROLS

TOOLS & CHEMICALS

EXHAUST

ACCESSORIES



SHOCK REBUILD KITS

ARCTIC CAT

MODEL	YEAR	SHOCK KIT				SHOCK BUSHING KIT PHASE OUT	
		UPPER FRONT	LOWER FRONT	UPPER REAR	LOWER REAR	FRONT	REAR
650 H1	05-06	SH0010	SH0010	SH0010	SH0010	SBK01	SBK01
650 H1	07-11	SH0049	SH0049	SH0049	SH0048		
650 MudPro	10-11	SH0049	SH0049	SH0049	SH0048		
650 TBX	07-09	SH0049	SH0049	SH0049	SH0048		
650 TRV	07-09	SH0049	SH0049	SH0049	SH0048		
650 Prowler	06-09	SH0046	SH0046	SH0046	SH0048		
700 EFI	07-14	SH0049	SH0049	SH0049	SH0048		
700 MudPro	09-17	SH0049	SH0049	SH0049	SH0048		
700 TBX	10-17	SH0049	SH0049	SH0049	SH0048		
700 TRV	08-15	SH0049	SH0049	SH0049	SH0048		
700 XT	13-14	SH0049	SH0049	SH0049	SH0048		
700 Alterra MudPro	18-19	SH0049	SH0049	SH0049	SH0048		
700 Alterra TBX	18-20	SH0049	SH0049	SH0049	SH0048		
700 Alterra VLX	2018	SH0049	SH0049	SH0049	SH0048		
700 Alterra VLX	2018	SH0049	SH0049	SH0049	SH0048		
700 Alterra TRV	2020	SH0049	SH0049	SH0049	SH0048		
700 Alterra TRV XT	17-19	SH0049	SH0049	SH0049	SH0048		
700 Prowler HDX XT Crew	2017	SH0050	SH0050	SH0025	SH0025		
700 Prowler HDX	12-14	SH0050	SH0050	SH0025	SH0025		
700 Prowler HDX XT	15-17	SH0050	SH0050	SH0025	SH0025		
700 Prowler HDX XT SE	2016	SH0050	SH0050	SH0025	SH0025		
700 Prowler XT	2009	SH0046	SH0046	SH0046	SH0048		
700 Prowler XT	15-17	SH0050	SH0050				
700 Prowler XTX	08-14	SH0046	SH0046	SH0046	SH0048		
700 Wildcat Sport	15-16	SH0025	SH0025	SH0025	SH0025		
700 Wildcat Sport LTD	2015			SH0047	SH0047		
700 Wildcat Sport LTD	16-19	SH0047	SH0056	SH0047	SH0047		
700 Wildcat Sport XT	15-19	SH0025	SH0025	SH0025	SH0025		
700 Wildcat Trail	14-18	SH0032		SH0032	SH0032		
700 Wildcat X EPS	18-19	SH0025	SH0025	SH0055	SH0053		
1000 MudPro	10-17	SH0049	SH0049	SH0049	SH0048		
1000 Thundercat	08-11	SH0049	SH0049	SH0049	SH0048		
1000 TRV	09-15	SH0049	SH0049	SH0049	SH0048		
1000 GT/XT	12-17	SH0049	SH0049	SH0049	SH0048		
1000 Alterra TRV XT	2017	SH0049	SH0049	SH0049	SH0048		
1000 Prowler XT	15-17	SH0050	SH0050	SH0050	SH0050		
1000 Wildcat	13-14	SH0051	SH0051	SH0052	SH0053		
1000 Wildcat	2015	SH0025	SH0025	SH0055	SH0053		
1000 Wildcat 4	13-14	SH0051	SH0051	SH0052	SH0053		
1000 Wildcat 4X	2014	SH0051	SH0051	SH0052	SH0053		
1000 Wildcat 4X	15-16	SH0025	SH0025	SH0055	SH0053		
1000 Wildcat GT	12-13	SH0054	SH0054	SH0052	SH0052		
1000 Wildcat LTD	2013	SH0054	SH0054	SH0052	SH0052		
1000 Wildcat LTD	2014	SH0051	SH0051	SH0052	SH0053		
1000 Wildcat X	13-14	SH0051	SH0051	SH0052	SH0053		
1000 Wildcat X	15-16	SH0025	SH0025	SH0055	SH0053		

Shock rebuild kits continue on the next page.



CAN AM							
MODEL	YEAR	SHOCK KIT				SHOCK BUSHING KIT PHASE OUT	
		UPPER FRONT	LOWER FRONT	UPPER REAR	LOWER REAR	FRONT	REAR
DS450	10-15				SBK52		
500 Quest	02-04						
500 Traxter	01-04						
570 Renegade XMR	2017	SH0032	SH0032	SH0032	SH0032		
570 Renegade XMR	2019	SH0026	SH0028	SH0026	SH0028		
650 Quest STD/XT	02-04						
650 Renegade	2018	SH0031	SH0025	SH0031	SH0025		
650 Renegade	2019	SH0026	SH0033	SH0026	SH0033		
650 Traxter	2004						
800 Commander DPS Max	2016	SH0025	SH0025	SH0025	SH0025		
800 Commander LTD/XTP	2016	SH0025	SH0025	SH0025	SH0025		
800 Renegade	12-15	SH0032	SH0032	SH0032	SH0032		
800 Renegade XXC	12-14	SH0031	SH0025	SH0031	SH0025		
850 Outlander XMR	16-18	SH0032	SH0032	SH0032	SH0032		
850 Outlander XTP	2016	SH0031	SH0025	SH0031	SH0025		
850 Outlander XTP Max	2016	SH0031	SH0025	SH0031	SH0025		
850 Renegade	16-18	SH0032	SH0032	SH0032	SH0032		
850 Renegade	2019	SH0026	SH0028	SH0026	SH0028		
850 Renegade XXC	16-18	SH0031	SH0025	SH0031	SH0025		
850 Renegade XXC	2019	SH0026	SH0033	SH0026	SH0033		
900 Maverick X3	17-18	SH0024	SH0023	SH0024	SH0023		
900 Maverick X3 Turbo	18-20	SH0024	SH0023	SH0024	SH0023		
900 Maverick X3 Turbo Max	18-20	SH0024	SH0023	SH0024	SH0023		
900 Maverick X3 Turbo R	18-20	SH0024	SH0023	SH0024	SH0023		
900 Maverick X3 Turbo R Max	18-20	SH0024	SH0023	SH0024	SH0023		
900 Maverick X3 XDS	2017	SH0024	SH0023	SH0024	SH0023		
900 Maverick X3 XDS Turbo R	18-20	SH0024	SH0023	SH0024	SH0023		
900 Maverick X3 XDS Turbo R Max	18-20	SH0024	SH0023	SH0024	SH0023		
900 Maverick X3 XDS Turbo RR	2020	SH0024	SH0023	SH0024	SH0023		
900 Maverick X3 XDS Turbo RR Max	2020	SH0024	SH0023	SH0024	SH0023		
900 Maverick X3 XMR Turbo	18-20	SH0024	SH0023	SH0024	SH0023		
900 Maverick X3 XMR Turbo R	18-19	SH0024	SH0023	SH0024	SH0023		
900 Maverick X3 XMR Turbo RR	2020	SH0024	SH0023	SH0024	SH0023		
900 Maverick X3 XMR Turbo RR Max	2020	SH0024	SH0023	SH0024	SH0023		
900 Maverick X3 XRC Turbo	18-20	SH0024	SH0023	SH0024	SH0023		
900 Maverick X3 XRC Turbo R	18-19	SH0024	SH0023	SH0024	SH0023		
900 Maverick X3 XRC Turbo RR	2020	SH0024	SH0023	SH0024	SH0023		
900 Maverick X3 XRS	2017	SH0024	SH0023	SH0024	SH0023		
900 Maverick X3 XRS Turbo R	18-19	SH0024	SH0023	SH0024	SH0023		
900 Maverick X3 XRS Turbo R Max	18-20	SH0024	SH0023	SH0024	SH0023		
900 Maverick X3 XRS Turbo RR	2020	SH0024	SH0023	SH0024	SH0023		
900 Maverick X3 XRS Turbo RR Max	2020	SH0024	SH0023	SH0024	SH0023		
1000 Commander LTD	13-17	SH0025	SH0025	SH0025	SH0025	SBK01	
1000 Commander LTD	18-20	SH0026	SH0033	SH0026	SH0033	SBK01	
1000 Commander LTD Max	16-17	SH0025	SH0025	SH0025	SH0025		
1000 Commander LTD Max	18-20	SH0026	SH0033	SH0026	SH0033		
1000 Commander XTP	14-16	SH0025	SH0025	SH0025	SH0025	SBK01	

- INDEX
- WIDE OPEN PARTS
- TIRES & WHEELS
- BRAKES
- AIR, OIL & FUEL
- BATTERY & ELECTRICAL
- ENGINE
- BEARINGS
- BUSHINGS**
- DRIVELINE
- AXLES
- BELTS
- CONTROLS
- TOOLS & CHEMICALS
- EXHAUST
- ACCESSORIES

Shock rebuild kits continue on the next page.



SHOCK REBUILD KITS



CAN AM								
MODEL	YEAR	SHOCK KIT				SHOCK BUSHING KIT PHASE OUT		
		UPPER FRONT	LOWER FRONT	UPPER REAR	LOWER REAR	FRONT	REAR	
1000 Commander XTP	2017			SH0025	SH0025			
1000 Commander XTP Max	2015	SH0025	SH0025	SH0025	SH0025			
1000 Maverick STD	2013	SH0025	SH0025	SH0025	SH0025	SBK01		
1000 Maverick STD	2014	SH0029	SH0029	SH0029	SH0029			
1000 Maverick STD	15-18	SH0029	SH0028	SH0029	SH0028			
1000 Maverick Turbo	16-17	SH0029	SH0028	SH0029	SH0028			
1000 Maverick Turbo XDS	15-16	SH0029	SH0029	SH0030	SH0030			
1000 Maverick Turbo XRS	2016	SH0029	SH0029	SH0030	SH0030			
1000 Maverick XC	16-17	SH0029	SH0028	SH0029	SH0028			
1000 Maverick XDS	2015	SH0029	SH0029	SH0030	SH0030			
1000 Maverick XDS	2016	SH0029	SH0028	SH0030	SH0030			
1000 Maverick XMR	2014	SH0025	SH0025	SH0025	SH0025			
1000 Maverick XMR	15-18	SH0029	SH0028	SH0029	SH0028			
1000 Maverick XRS	2013	SH0025	SH0025	SH0025	SH0025			
1000 Maverick XRS	2014	SH0029	SH0029	SH0029	SH0029			
1000 Maverick XRS	2015	SH0029	SH0028	SH0029	SH0028			
1000 Maverick XXC	2014	SH0029	SH0029	SH0029	SH0029			
1000 Maverick XXC	15-17	SH0029	SH0028	SH0029	SH0028			
1000 Maverick Max STD	2014	SH0029	SH0029	SH0029	SH0029			
1000 Maverick Max STD	15-17	SH0029	SH0028	SH0029	SH0028			
1000 Maverick Max Turbo	16-17	SH0029	SH0028	SH0029	SH0028			
1000 Maverick Max Turbo XDS	15-16	SH0029	SH0028	SH0030	SH0030			
1000 Maverick Max Turbo XDS	2017	SH0029	SH0028	SH0024	SH0024			
1000 Maverick Max Turbo XRS	2016	SH0029	SH0028	SH0029	SH0028			
1000 Maverick Max Turbo XRS	2017	SH0029	SH0028	SH0024	SH0024			
1000 Maverick Max XC/XXC	2016	SH0029	SH0028	SH0029	SH0028			
1000 Maverick Max XDS	2015	SH0029	SH0028	SH0030	SH0030			
1000 Maverick Max XDS	2016	SH0029	SH0028	SH0029	SH0028			
1000 Maverick Max XMR	17-18	SH0029	SH0028	SH0029	SH0028			
1000 Maverick Max XRS	2014	SH0029	SH0029	SH0029	SH0029			
1000 Maverick Max XRS	2015	SH0029	SH0028	SH0029	SH0028			
1000 Maverick Sport	19-20	SH0029	SH0028	SH0029	SH0028			
1000 Maverick Sport DPS	19-20	SH0029	SH0028	SH0029	SH0028			
1000 Maverick Sport R DPS	2019	SH0029	SH0028	SH0024	SH0023			
1000 Maverick Sport R DPS	2020	SH0029	SH0028	SH0029	SH0028			
1000 Maverick Sport R DPS Max	2019	SH0029	SH0028	SH0024	SH0023			
1000 Maverick Sport R DPS Max	2020	SH0029	SH0028	SH0029	SH0028			
1000 Maverick Sport R XMR	19-20	SH0029	SH0028	SH0024	SH0023			
1000 Maverick Sport R XRC	19-20	SH0029	SH0028	SH0024	SH0023			
1000 Maverick Sport R XXC	2020	SH0029	SH0028	SH0024	SH0023			
1000 Outlander Max XTP	13-16	SH0031	SH0025	SH0031	SH0025			
1000 Outlander Max XTP	2017	SH0031	SH0025	SH0031	SH0033			
1000 Outlander Max XTP	2018	SH0031	SH0033	SH0031	SH0033			
1000 Outlander Max XTP	2019	SH0026	SH0033	SH0026	SH0033			
1000 Outlander XMR	13-14	SH0025	SH0025	SH0025	SH0025			
1000 Outlander XMR	15-17	SH0025	SH0033	SH0025	SH0033			
1000 Outlander XMR	2019	SH0026	SH0033	SH0026	SH0033			
1000 Outlander XTP	13-17	SH0031	SH0025	SH0031	SH0025			
1000 Outlander XTP	2018	SH0031	SH0033	SH0031	SH0033			
1000 Outlander XTP	19-20	SH0026	SH0033	SH0026	SH0033			
1000 Renegade	12-18	SH0032	SH0032	SH0032	SH0032			
1000 Renegade	2019	SH0026	SH0028	SH0026	SH0028			
1000 Renegade XMR	2016	SH0031	SH0025	SH0031	SH0025			
1000 Renegade XMR	17-18	SH0031	SH0033	SH0031	SH0033			
1000 Renegade XMR	19-20	SH0026	SH0033	SH0026	SH0033			
1000 Renegade XXC	12-17	SH0031	SH0025	SH0031	SH0025			
1000 Renegade XXC	2018	SH0031	SH0033	SH0031	SH0033			
1000 Renegade XXC	2019	SH0026	SH0033	SH0026	SH0033			

Shock rebuild kits continue on the next page.





HONDA							
MODEL	YEAR	SHOCK KIT				SHOCK BUSHING KIT PHASE OUT	
		UPPER FRONT	LOWER FRONT	UPPER REAR	LOWER REAR	FRONT	REAR
ATC250ES	85-87				SH0016		
TRX250R	86-89	SH0016					
TRX250 Recon	14-21		SBK09				
TRX250EX/X	01-05		SBK09		SBK09		
TRX250EX/X	06-12		SBK06		SBK11		
TRX250EX/X	13-20		SBK09		SBK09		
TRX350 Rancher	00-05	SH0011	SBK06		SBK52	SBK08	
TRX350 Rancher	2006	SH0011	SBK06		SBK11	SBK08	
TRX400EX	99-04	SH0016	SBK08	SBK19	SBK19	SBK04	
TRX400EX	05-07	SH0016	SBK19	SBK19	SBK19		
TRX400EX/X	08-14	SH0016	SBK08	SBK19	SBK19		
TRX400 Rancher	04-07	SH0011	SBK06		SH0012	SBK08	
TRX420 Rancher IRS Auto	09-14		SBK09				
TRX420 Rancher SRA	07-13		SBK09		SBK10		
TRX450R	04-09	SH0016	SBK19	SBK19	SBK19		
TRX450ER	06-14	SH0016	SBK19	SBK19	SBK19		
TRX450 Foreman	98-01		SBK07				
TRX450 Foreman	02-04		SBK07		SBK53		
TRX500 Rubicon	01-04		SBK53		SBK53		
TRX500 Rubicon	05-06	SH0011	SBK53		SBK53		
TRX500 Rubicon	07-08	SH0011	SBK06		SBK06	SBK08	SBK08
TRX500 Rubicon	09-14		SBK06		SBK06	SBK08	SBK08
TRX500 Foreman	05-06	SH0011	SBK53		SBK53		
TRX500 Foreman	07-11	SH0011	SBK06		SBK06	SBK08	SBK08
TRX500 Foreman	12-13		SH0013		SH0014	SBK08	
TRX500 Foreman ES	05-06	SH0011	SBK53		SBK53		
TRX500 Foreman ES	2007	SH0011	SBK06		SBK06	SBK08	
TRX500 Foreman ES	08-11	SH0011	SBK06		SBK06	SBK08	SBK08
TRX500 Foreman ES	12-13		SH0013		SH0014	SBK08	
TRX500 Foreman Power Steering	2008	SH0011	SBK06		SBK06	SBK08	SBK08
TRX500 Foreman Power Steering	09-11		SBK06		SBK06	SBK08	SBK08
TRX500 Foreman Power Steering	12-13		SH0013		SH0014	SBK08	
TRX500 Foreman ES Power Steering	07-08	SH0011	SBK06		SBK06	SBK08	SBK08
TRX500 Foreman ES Power Steering	09-11		SBK06		SBK06	SBK08	SBK08
TRX500 Foreman ES Power Steering	12-13		SH0013		SH0014	SBK08	
TRX650 Rincon	03-05		SBK53				
TRX680 Rincon	06-20		SBK53				
MUV700 Big Red	09-13		SBK09				
TRX700XX	08-09		SBK19	SBK19	SH0015		
SXS1000S2R Talon R	19-20	SH0024	SH0023	SH0024	SH0023		
SXS1000S2X Talon X	19-20			SH0029	SH0023		
SXS1000S4 Talon X4	2020			SH0024	SH0023		
SXS1000S4D Talon X4 FOX LIVE	2020			SH0024	SH0023		

INDEX

WIDE OPEN PARTS

TIRES & WHEELS

BRAKES

AIR, OIL & FUEL

BATTERY & ELECTRICAL

ENGINE

BEARINGS

BUSHINGS

DRIVELINE

AXLES

BELTS

CONTROLS

TOOLS & CHEMICALS

EXHAUST

ACCESSORIES

Shock rebuild kits continue on the next page.



SHOCK REBUILD KITS

KAWASAKI

MODEL	YEAR	SHOCK KIT				SHOCK BUSHING KIT PHASE OUT	
		UPPER FRONT	LOWER FRONT	UPPER REAR	LOWER REAR	FRONT	REAR
KFX400	03-06		SBK08		SH5025		
KFX450R	08-14		SH1013	SH1025	SH5022		
KVF650i Brute force	06-13		SH1012		SH1012		
KFX700 V-Force	04-09		SBK06	SBK05			
KVF750i Brute Force	05-20	SH0057	SH1012	SH0057	SH1012		



POLARIS

MODEL	YEAR	SHOCK KIT				FOX SHOCK				WALKER EVANS SHOCK KIT			
		UPPER FRONT	LOWER FRONT	UPPER REAR	LOWER REAR	UPPER FRONT	LOWER FRONT	UPPER REAR	LOWER REAR	UPPER FRONT	LOWER FRONT	UPPER REAR	LOWER REAR
325 Hawkeye	2015			SH0060	SH0061								
325 Sportsman ETX	2015			SH0060	SH0061								
400 Hawkeye HO	11-14			SH0060	SH0061								
400 Sportsman	01-05			SH0060	SH0061								
400 Sportsman HO	11-14			SH0060	SH0061								
450 Outlaw	08-10	SH0038	SH0038	SH0018	SH0018								
450 Sportsman	06-07			SH0060	SH0061								
450 Sportsman HO	16-20			SH0060	SH0061								
500 Outlaw	2006	SH0039	SH0038	SH0038									
500 Outlaw	2007	SH0039	SH0039	SH0039									
500 Predator	03-06			SH0018	SH0018								
500 Predator	2007	SH0038	SH0038	SH0018	SH0018								
500 Sportsman HO	01-13			SH0060	SH0061								
500 Sportsman EFI	06-09			SH0060	SH0061								
500 Sportsman X2	06-09			SH0060	SH0061								
500 Worker	00-02			SH0060	SH0061								
500 Xplorer	1997				SH0061								
525 Outlaw IRS	2007	SH0039	SH0039	SH0039									
525 Outlaw IRS	08-11	SH0038	SH0038	SH0038									
525 Outlaw S	08-10	SH0038	SH0038	SH0018	SH0018								
550 Sportsman	10-14	SH0058	SH0059	SH0058	SH0059								
550 Sportsman XP	2009	SH0058	SH0059	SH0058	SH0059								
550 Sportsman XP	10-14	SH0058	SH0059	SH0058	SH0059								
550 Sportsman X2	2010	SH0058	SH0059										
550 Sportsman X2	11-14	SH0058	SH0059	SH0058	SH0059								
570 RZR S	2017			SH0018	SH0022								
570 Sportsman	14-20			SH0060	SH0061								
570 Sportsman SP	15-20	SH0060	SH0061	SH0060	SH0061								
600 Sportsman	03-05			SH0060	SH0061								
700 Sportsman	02-07			SH0060	SH0061								
700 Sportsman	05-08			SH0060	SH0061								
800 RZR	10-14									SH0018	SH0022	SH0018	SH0022
800 RZR 4	10-14	SH0017	SH0017	SH0017	SH0017								
800 RZR S	09-14					SH0038	SH0038	SH0017	SH0017				
800 Sportsman	05-14			SH0060	SH0061								
850 Scrambler	15-20	SH0058	SH0059	SH0058	SH0059								

Shock rebuild kits continue on the next page.



POLARIS													
MODEL	YEAR	SHOCK KIT				FOX SHOCK							
		UPPER FRONT	LOWER FRONT	UPPER REAR	LOWER REAR	UPPER FRONT	LOWER FRONT	UPPER REAR	LOWER REAR	UPPER FRONT	LOWER FRONT	UPPER REAR	LOWER REAR
850 Scrambler MD	2015	SH0058	SH0059	SH0058	SH0059								
850 Scrambler HO/EPS	2013	SH0058	SH0059	SH0058	SH0059	SH0038	SH0040	SH0040	SH0038				
850 Scrambler HO/EPS	2014	SH0058	SH0059	SH0058	SH0059	SH0038	SH0040	SH0042	SH0041				
850 Sportsman High Lifter	16-20	SH0058	SH0059	SH0058	SH0059								
850 Sportsman SP	15-18	SH0058	SH0059	SH0058	SH0059								
850 Sportsman WV	2014	SH0058	SH0059	SH0058	SH0059								
850 Sportsman X2	2011	SH0058	SH0059	SH0058	SH0059								
850 Sportsman XP	09-13	SH0058	SH0059	SH0058	SH0059								
850 Sportsman XP EPS	09-13	SH0058	SH0059	SH0058	SH0059								
850 Sportsman XP EPS	2014	SH0058	SH0059	SH0058	SH0059	SH0038	SH0040	SH0042	SH0041				
850 Sportsman XP HO EPS MD	2015	SH0058	SH0059	SH0058	SH0059								
900 Ace EPS XC	17-19	SH0018	SH0022	SH0018	SH0022								
900 RZR	11-12	SH0017	SH0017	SH0037	SH0037								
900 RZR	2013					SH0017	SH0017	SH0037	SH0037	SH0018	SH0018	SH0019	SH0019
900 RZR	15-17					SH0035		SH0035					
900 RZR 4	15-18	SH0035	SH0035	SH0035	SH0035								
900 RZR 4	12-14	SH0018	SH0018	SH0019	SH0019								
900 RZR S	15-16	SH0035	SH0035	SH0035	SH0035								
900 RZR S	17-20					SH0035	SH0035	SH0035	SH0035	SH0018	SH0018	SH0018	SH0018
925 RZR XP Turbo 4	16-17	SH0035	SH0035	SH0020	SH0020								
925 RZR XP Turbo 4	2019							SH0036	SH0036	SH0018	SH0018	SH0019	SH0019
925 RZR XP Turbo 4	2020	SH0018	SH0018	SH0018	SH0018								
925 RZR XP Turbo 4	2018							SH0036	SH0036	SH0018	SH0018	SH0019	SH0019
925 RZR XP Turbo 4S	2020			SH0020									
925 RZR XP Turbo	16-17	SH0035	SH0035	SH0020	SH0020								
925 RZR XP Turbo	2019							SH0036	SH0036				
925 RZR XP Turbo	2020			SH0019	SH0019								
925 RZR XP Turbo	2018									SH0018	SH0018	SH0019	SH0019
925 RZR XP Turbo MD	2016	SH0035	SH0035	SH0020	SH0020								
925 RZR XP Turbo S	18-20			SH0020	SH0036								
1000 General	16-19					SH0035	SH0035	SH0035	SH0035				
1000 General Deluxe	19-20	SH0035	SH0035	SH0035	SH0035								
1000 General Sport	2020					SH0035	SH0035	SH0035	SH0035				
1000 General 4	18-20	SH0035	SH0035	SH0035	SH0035								
1000 General 4	2017		SH0018		SH0018								
1000 General XP 4 Deluxe	2020	SH0035	SH0035	SH0035	SH0035								
1000 RZR S	16-17	SH0035	SH0035	SH0035	SH0035								
1000 RZR S	18-20	SH0018	SH0018	SH0018	SH0018								
1000 RZR S4	19-20	SH0035	SH0035	SH0035	SH0035								
1000 RZR XP	2014	SH0018	SH0018	SH0019	SH0019								
1000 RZR XP	2015							SH0020	SH0020	SH0018	SH0018	SH0019	SH0019
1000 RZR XP	16-20	SH0018	SH0018	SH0019	SH0019								
1000 RZR XP Dynamix	2019			SH0036	SH0036								
1000 RZR XP High Lifter	16-20	SH0018	SH0018	SH0019	SH0019								
1000 RZR XP Trails & Rocks	18-20	SH0018	SH0018	SH0019	SH0019								
1000 RZR XP 4	14-20	SH0018	SH0018	SH0019	SH0019								
1000 RZR XP 4 Dynamix	2019			SH0036	SH0036								
1000 RZR XP 4 High Lifter	18-20	SH0018	SH0018	SH0019	SH0019								
1000 RZR RS1	18-20	SH0018	SH0018	SH0019	SH0019								
1000 Scrambler MD	2015	SH0038	SH0040	SH0042	SH0041			SH0042	SH0041				
1000 Scrambler MD	16-17	SH0058	SH0059	SH0058	SH0059	SH0038	SH0040	SH0042	SH0041				
1000 Scrambler XP	14-18	SH0038	SH0040	SH0042	SH0041								
1000 Sportsman High Lifter	16-20	SH0058	SH0059	SH0058	SH0059								

INDEX

WIDE OPEN PARTS

TIRES & WHEELS

BRAKES

AIR, OIL & FUEL

BATTERY & ELECTRICAL

ENGINE

BEARINGS

BUSHINGS

DRIVELINE

AXLES

BELTS

CONTROLS

TOOLS & CHEMICALS

EXHAUST

ACCESSORIES



Shock rebuild kits continue on the next page.

SHOCK REBUILD KITS



POLARIS													
MODEL	YEAR	SHOCK KIT				FOX SHOCK				WALKER EVANS SHOCK KIT			
		UPPER FRONT	LOWER FRONT	UPPER REAR	LOWER REAR	UPPER FRONT	LOWER FRONT	UPPER REAR	LOWER REAR	UPPER FRONT	LOWER FRONT	UPPER REAR	LOWER REAR
1000 Sportsman MD	15-16	SH0058	SH0059	SH0058	SH0059								
1000 Sportsman XP	2015	SH0058	SH0059	SH0058	SH0059	SH0038		SH0042	SH0041				
1000 Sportsman XP	16-20	SH0058	SH0059	SH0058	SH0059								
1000 Sportsman XP S	2020	SH0018	SH0022										
1000 Sportsman Touring	15-16	SH0058	SH0059	SH0058	SH0059	SH0038	SH0040	SH0044	SH0040				
1000 Sportsman Touring	17-20	SH0058	SH0059	SH0058	SH0059								

SUZUKI							
MODEL	YEAR	SHOCK KIT				SHOCK BUSHING KIT PHASE OUT	
		UPPER FRONT	LOWER FRONT	UPPER REAR	LOWER REAR	FRONT	REAR
LT250R	85-86			SH1008	SH1008		
LT250R	87-90			SH1008	SH5020		
LT250R	91-92				SH5009		
LT250S	89-90				SH5072		
LTX400	03-14		SBK08		SH5025		
LTX450	06-11	SH1003	SH1003	SH1003	SH5025	SBK02	



YAMAHA							
MODEL	YEAR	SHOCK KIT				SHOCK BUSHING KIT PHASE OUT	
		UPPER FRONT	LOWER FRONT	UPPER REAR	LOWER REAR	FRONT	REAR
YFM350 Warrior	87-04			SH1020	SH5027		
YFZ350 Banshee	87-09			SH1020	SH5027		
YFZ450	04-13				SH5043		
YFZ450R	09-20				SH5043		
YFZ450X	10-11				SH5043		
YFM660R Raptor	01-05			SH1020	SH5027		
YFM700R Raptor	06-17			SH5043	SH5072		



- INDEX
- WIDE OPEN PARTS
- TIRES & WHEELS
- BRAKES
- AIR, OIL & FUEL
- BATTERY & ELECTRICAL
- ENGINE
- BEARINGS
- BUSHINGS**
- DRIVELINE
- AXLES
- BELTS
- CONTROLS
- TOOLS & CHEMICALS
- EXHAUST
- ACCESSORIES





Clutch Discs

- These high friction clutch discs are non-swelling
- Original Equipment quality
- Sold as sets (Refer to content column for how many are included in the set)

Clutch Spring Sets

- These heavy duty spring sets have been heat treated
- Each set includes as many pieces listed in the content column



INDEX

WIDE OPEN PARTS

TIRES & WHEELS

BRAKES

AIR, OIL & FUEL

BATTERY & ELECTRICAL

ENGINE

BEARINGS

BUSHINGS

DRIVELINE

AXLES

BELTS

CONTROLS

TOOLS & CHEMICALS

EXHAUST

ACCESSORIES

HONDA							
MODEL	YEAR	CLUTCH FRICTION DISC SETS		STEEL DISC PART #	CLUTCH SPRING SETS		CENTRIFUGAL CLUTCH SHOES PART #
		CONTENTS	PART #		CONTENTS	PART #	
ATC70	73-85	3 pcs.	CD115				
TRX70 Fourtrax	86-87	3 pcs.	CD115				
ATC90	71-78	3 pcs.	CD118		4 pcs.	SS118	
TRX90/EX/X	93-18	4 pcs.	CD117	SD001			CC033
ATC110	79-85	3 pcs.	CD118		4 pcs.	SS118	
ATC125M	84-85	3 pcs.	CD118				
ATC125M	86-87	4 pcs.	CD117	SD001			CC034
TRX125	85-86	3 pcs.	CD118		4 pcs.	SS118	
TRX125 Fourtrax	87-88	4 pcs.	CD117	SD001			CC034
ATC185	1980	4 pcs.	CD117	SD001			CC030
ATC185S	81-83	4 pcs.	CD117	SD001			CC030
ATC200S/M/E/ Big Red	81-86	4 pcs.	CD117	SD001			CC030
ATC200X	83-87	5 pcs.	CD129	SD001			
TRX200	1985	4 pcs.	CD117	SD001			CC030
TRX200	90-97	5 pcs.	CD129				CC036
TRX200/D TYPE II	90-98	5 pcs.	CD129	SD001			
TRX200SX	86-88	5 pcs.	CD129	SD001			CC036
ATC250SX	85-87	5 pcs.	CD176	SD002			CC031
ATC250ES Big Red	85-87	5 pcs.	CD176	SD002			CC031
ATC250R	81-84	7 pcs.	CD116	SD002	6 pcs.	SS116	
ATC250R	85-86	7 pcs.	CD175	SD002			
TRX250R	86-89	7 pcs.	CD175	SD002			
TRX250	85-87	5 pcs.	CD176	SD002			CC031
TRX250X	87-92	6 pcs.	CD173	SD002			
TRX250EX/X	01-16	5 pcs.	CD129				
TRX250 Recon	97-19	5 pcs.	CD129				CC051
TRX300 Fourtrax 2x4, 4x4	88-00	6 pcs.	CD191	SD002			CC032
TRX300EX/X	93-12	6 pcs.	CD173	SD002			
ATC350X	85-86	6 pcs.	CD173	SD002			
TRX350/D	86-89	6 pcs.	CD191	SD002			CC048
TRX350 Rancher Manual	00-06	6 pcs.	CD191	SD002			CC035
TRX350 Rancher ES	00-06	6 pcs.	CD160				
TRX400 Foreman	95-03	6 pcs.	CD191	SD002			CC056
TRX400EX/X	99-14	7 pcs.	CD175				
TRX420 Rancher	07-17	6 pcs.	CD191				
TRX450R	04-14	8 pcs.	CD1038	SD004*			
TRX450 S/ES	98-04	6 pcs.	CD191	SD002			CC056
TRX500 Foreman	05-17	7 pcs.	CD154				CC055
TRX700XX	08-09	8 pcs.	CD1038				

KEY

* Wiseco part / Sold as a set.

NOTE: Some applications may require fewer plates or springs than provided.

Clutches continue on the next page.



CLUTCHES

KAWASAKI

MODEL	YEAR	CLUTCH FRICTION DISC SETS		STEEL DISC	CLUTCH SPRING SETS	
		CONTENTS	PART #	PART #	CONTENTS	PART #
KLT/KLF110 Mojave	84-88	3 pcs.	CD443			
KLT160	1985	5 pcs.	CD155		4 pcs.	SS421
KLT/KLF185 Bayou	85-88	5 pcs.	CD155		4 pcs.	SS421
KLT200	81-84	7 pcs.	CD425		5 pcs.	SS406
KLF220 Bayou	88-02	5 pcs.	CD481		4 pcs.	SS430
KLF250 Bayou	03-11	5 pcs.	CD481		4 pcs.	SS430
KLT250	82-85	7 pcs.	CD425		5 pcs.	SS406
KSF250 Mojave	87-04	7 pcs.	CD425		5 pcs.	SS406
KXF250 Tecate	87-88	8 pcs.	CD471			
KXF250 Tecate	1984	7 pcs.	CD433			
KXF250 Tecate	1985	7 pcs.	CD445			
KXT250 Tecate	86-87	8 pcs.	CD464			
KEF300 Lakota	95-05	5 pcs.	CD448			
KLF300 Bayou/ 4x4	86-05	5 pcs.	CD448			
KSF400 KFX	03-04	8 pcs.	CD395	SD006*		
KSF400 KFX	05-06	9 pcs.	CD3005	SD025*		
KLF400 Bayou	93-00	6 pcs.	CD451			
KFX450R	08-14	8pcs.	CD1041			

SUZUKI

MODEL	YEAR	CLUTCH FRICTION DISC SETS		STEEL DISC	CLUTCH SPRING SETS	
		CONTENTS	PART #	PART #	CONTENTS	PART #
LT/ALT125	83-87	3 pcs.	CD328			
LT160E	89-92	6 pcs.	CD356			
LT-F160	91-04	6 pcs.	CD356		4 pcs.	SS315
LT/ALT185 Quad Runner	84-87	3 pcs.	CD328			
LT230E	87-93	6 pcs.	CD356			
LT230S Quad Sport, UPTO 104360	85-86	6 pcs.	CD356			
LT230S Quad Sport, FROM 104361	86-88	6 pcs.	CD355			
LT230/G Quad Runner	85-87	6 pcs.	CD356			
LT250E Quad Runner	85-86	7 pcs.	CD354		4 pcs.	SS315
LT250R Quad Racer	85-86	6 pcs.	CD355			
LT250R Quad Racer	87-92	6 pcs.	CD373			
LT250S Quad Sport	89-90	7 pcs.	CD358			
LT250 Quad Runner	88-00	7 pcs.	CD354			
LT-F250 Ozark	2002	6 pcs.	CD365			
LT-F250 Ozark	2004	6 pcs.	CD3001			
LT-F250 Ozark	03-14	7 pcs.	CD354			
LT-Z250 Quadsport	04-09	6 pcs.	CD3001			
LT-4WD QuadRunner	87-99	7 pcs.	CD354			
LT-F4WDX King Quad	91-02	8 pcs.	CD346			
LT300	87-89	7 pcs.	CD354		4 pcs.	SS315
LT-F300F	99-03	8 pcs.	CD346			
LT-F400 Eiger	02-11	6 pcs.	CD451			
LT-Z400 Quadsport	03-04	8 pcs.	CD395	SD006*		
LT-Z400 Quadsport	05-12	9pcs.	CD3005			
LTR450R	06-09	8 pcs.	CD398	SD013*		
LT500R Quad Racer	87-90	8 pcs.	CD365		6 pcs.	SS319
LTF500 Vinson	03-07	6 pcs.	CD399			
LTF500F Quadrunner	98-02	7 pcs.	CD1026			

KEY

* Wiseco part / Sold as a set.


NOTE: Some applications may require fewer plates or springs than provided.

Clutches continue on the next page.



YAMAHA						
MODEL	YEAR	CLUTCH FRICTION DISC SETS		STEEL DISC	CLUTCH SPRING SETS	
		CONTENTS	PART #	PART #	CONTENTS	PART #
YFM50 Raptor	04-08	5 pcs.	CD286			
YFM80 ALL	85-08	6 pcs.	CD278			
BW80	86-88, 90	6 pcs.	CD278			
YFM100 Champ	87-91	7 pcs.	CD296		8 pcs.	SS225
YT125 Tri Moto	80-81	7 pcs.	CD252			
YT125 Tri Moto	82-85	8 pcs.	CD251		8 pcs.	SS203
YT175J/K	82-83	8 pcs.	CD251		8 pcs.	SS203
YFM200 DX Moto 4	85-89	5 pcs.	CD266		4 pcs.	SS206
YTM200	83-85	5 pcs.	CD266		4 pcs.	SS206
YFS200 Blaster	88-06	7 pcs.	CD2000	SD022*	8 pcs.	SS225
YFM225	86-89	5 pcs.	CD266			
YTM225DX/DR Tri Moto	83-86	5 pcs.	CD266			
YFM250 Moto 4	89-91	5 pcs.	CD266			
YFB250 Timberwolf	92-00	5 pcs.	CD266			
YFM250 Bear Tracker	99-05	5 pcs.	CD266		4 pcs.	SS206
YFM250 Bruin	05-06	5 pcs.	CD266		4 pcs.	SS206
YFM250 Big Bear	07-09	5 pcs.	CD266		4 pcs.	SS206
YFM250 Raptor	08-13	6 pcs.	CD2031		5 pcs.	
YTZ250	85-86	7 pcs.	CD269		6 pcs.	SS228
BW350	87-88	7 pcs.	CD287			
YFM350ER	87-95	7 pcs.	CD295			
YFM350FW Big Bear	87-99	7 pcs.	CD295			
YFM350FX Wolverine	95-05	7 pcs.	CD287			
YFM350R Raptor	04-13	7 pcs.	CD295			
YFM350X Warrior	87-04	7 pcs.	CD295			
YFP350U	1988	7 pcs.	CD287			
YFZ350 Banshee	87-06	7 pcs.	CD287	SD024*		
YFU1W Pro Hauler	89-91	5 pcs.	CD266			
YFM400 Big Bear /400IRS	00-12	7 pcs.	CD287			
YFM400 Kodiak	93-98	7 pcs.	CD295			
YFM400 Kodiak	1999	7 pcs.	CD287			
YFZ450	04-06	8 pcs.	CD2025	SD018*	5 pcs.	SS254
YFZ450	07-13	8 pcs.	CD2025	SD018*		
YFM660 Raptor	01-04	8 pcs.	CD275			
YFM660 Raptor	2005	8 pcs.	CD275	SD020*	6 pcs.	SS209
YFM700 Raptor	06-19	8 pcs.	CD2025			

KEY * Wiseco part / Sold as a set.



» **STARTER CLUTCH APPLICATIONS ARE AVAILABLE ON PAGES 240-241**

- INDEX
- WIDE OPEN PARTS
- TIRES & WHEELS
- BRAKES
- AIR, OIL & FUEL
- BATTERY & ELECTRICAL
- ENGINE
- BEARINGS
- BUSHINGS
- DRIVELINE**
- AXLES
- BELTS
- CONTROLS
- TOOLS & CHEMICALS
- EXHAUST
- ACCESSORIES





Clutch Rebuild Kits by EMGO

All new clutch kits from EMGO. These clutch kits include: springs, friction and driven plates. A great clutch kit for repairing your worn out clutch.



HONDA		
MODEL	YEAR	PART #
TRX90	93-00	CD59201
TRX125	87-88	CD59201
TRX200	1984	CD59201
TRX200SX Fourtrax	86-88	CD59202
TRX200 Fourtrax	90-91	CD59202
TRX200D Type II 4Trax	91-97	CD59202
TRX250 Recon	97-19	CD59202
TRX250R Fourtrax	86-89	CD59203
TRX250R Fourtrax	91-92	CD59204
TRX300EX	93-09	CD59204
TRX300 Fourtrax	88-00	CD59205
TRX350 Fourtrax	86-89	CD59205
TRX350 Rancher	00-06	CD59205
TRX350 Rancher ES	00-06	CD59206
TRX400EX Sportrax	99-14	CD59203
TRX400 Foreman	95-03	CD59205
TRX450 Foreman	98-04	CD59205

SUZUKI		
MODEL	YEAR	PART #
LT250E Quad Runner	85-86	CD61402
LT250 Quad Racer	87-92	CD61403
LT4WD Quad Runner	86-98	CD61402
LT-F4WD 250 Quad Runner	97-98	CD61402
LT-F250	88-00	CD61402
LT300 Quad Runner	87-88	CD61402

KAWASAKI		
MODEL	YEAR	PART #
KLF185 Bayou	85-88	CD17701
KLF220 Bayou	88-02	CD17702
KLF250 Bayou	03-09	CD17702
KSF250 Mojave	87-01	CD17703
KLF400	93-99	CD17705

YAMAHA		
MODEL	YEAR	PART #
YFS200 Blaster	88-06	CD16751
YFM200	1985	CD16755
YFM200DX, YFM225 Moto 4	86-89	CD16755
YFB250 Timberwolf	92-00	CD16755
YFM250	89-91	CD16755
YFM250 Bear Tracker	99-01	CD16755
YFU1W Pro Hauler	1989	CD16755
YFZ350 Banshee	87-06	CD16752
YFM350ER	87-95	CD16753
YFM350 Big Bear	87-98	CD16753
YFM350/400 Big Bear	99-01	CD16754
YFM400 Big Bear 2X4	00-12	CD16754
YFM350 Wolverine	95-05	CD16754
YFM400 Kodiak	93-99	CD16753
YFM660R Raptor	01-05	CD16750

J&M ATV/UTV SUPPLY, INC. ... OVER 30 YEARS IN THE POWERSPORTS INDUSTRY

BY PHONE: 1-800-367-9603 » BY FAX: 901-377-3392 » ONLINE: WWW.JMATV.COM

» CLUTCH CABLES ARE AVAILABLE ON PAGES 720-728

» CLUTCH PULLERS & TOOLS ARE AVAILABLE ON PAGES 737-742

Honda Centrifugal Clutch Shoes



HONDA		
MODEL	YEAR	PART #
TRX90	93-14	CC033
ATC125M	86-87	CC034
TRX125M	87-88	CC034
ATC185S	1980	CC030
ATC185S	81-83	CC030
ATC200 All	81-86	CC030
TRX200	1984	CC030
TRX200	90-97	CC036
TRX200SX	86-88	CC036
ATC250ES/SX	85-87	CC031
TRX250 Fourtrax	85-87	CC031
TRX250 Recon	97-20	CC051
TRX250EX/X	01-21	CC051
TRX300 Fourtrax	88-00	CC032
TRX350 Foreman	86-89	CC048
TRX350 Rancher	00-06	CC035
TRX400 Foreman	95-03	CC056
TRX420 Rancher	07-21	CC042
TRX450 Foreman	98-04	CC056
TRX500 Foreman	05-19	CC055
TRX500 Rubicon IRS Manual	15-19	CC055
TRX520 Foreman	20-21	CC055
TRX520 Rubicon IRS Manual	20-21	CC055
SXS500 Pioneer	15-20	CC055

One Way Clutch Bearing



HONDA		
MODEL	YEAR	PART #
ATC250SX	85-87	RB1WAY
ATC250ES Big Red	85-87	RB1WAY
TRX250 Fourtrax	85-87	RB1WAY
TRX300 Fourtrax	88-00	RB1WAY
TRX350 Rancher	00-06	RB1WAY
TRX400 Foreman	95-03	RB1WAY
TRX420 Rancher SRA	07-20	RB1WAY
TRX450 Foreman	98-04	RB1WAY
TRX500 Foreman	05-19	RB1WAY
TRX500 Rubicon IRS Manual	15-19	RB1WAY
TRX520 Foreman	20-21	RB1WAY
TRX520 Rubicon IRS Manual	20-21	RB1WAY
SXS500 Pioneer	15-16	RB1WAY

SUZUKI		
MODEL	YEAR	PART #
LTA400 Eiger	03-09	YRB1WAY
LTA400F Eiger	03-07	YRB1WAY
LTF400 Eiger	02-07	YRB1WAY
LTF400F Eiger	02-07	YRB1WAY
LTA400F King Quad	08-20	YRB1WAY
LTF400F King Quad	08-20	YRB1WAY
LTA450X King Quad	07-10	YRB1WAY
LTA500F Quadmaster	00-02	YRB1WAY
LTA500F Vinson	02-07	YRB1WAY
LTA500X King Quad	09-20	YRB1WAY
LTF500F Quadrunner	98-07	YRB1WAY
LTF500F Vinson	03-07	YRB1WAY
LTA700X King Quad	05-07	YRB1WAY
LTA750X King Quad	08-20	YRB1WAY

YAMAHA		
MODEL	YEAR	PART #
YFM350FW Big Bear	97-99	YRB1WAY
YFM350U Big Bear	1999	YRB1WAY
YFM350 Bruin	04-06	YRB1WAY2
YFM350 Grizzly	07-13	YRB1WAY2
YFM350FX Wolverine	97-05	YRB1WAY
YFM350X Wolverine	06-09	YRB1WAY2
YFM400 Big Bear	00-12	YRB1WAY
YFM400 Kodiak	96-99	YRB1WAY
YFM400 Kodiak	00-06	YRB1WAY2
YFM400 Grizzly	07-08	YRB1WAY2
YFM450 Kodiak	03-06	YRB1WAY2
YFM450FX Wolverine	06-10	YRB1WAY2
YFM450 Grizzly	07-14	YRB1WAY2
YXR450 Rhino	06-09	YRB1WAY2
YFM550 Grizzly	09-12	YRB1WAY
YFM600 Grizzly	98-01	YRB1WAY
YFM660 Grizzly	02-08	YRB1WAY
YXR660 Rhino	04-07	YRB1WAY
YFM700 Grizzly	07-21	YRB1WAY
YFM700 Kodiak	19-20	YRB1WAY
YXE700 Wolverine	16-18	YRB1WAY
YXM700 Viking	14-21	YRB1WAY
YXE850 Wolverine	18-21	YRB1WAY

HAVE QUESTIONS?
WE ARE HERE TO HELP!
 Call Today & Speak To One Of
 Our Knowledgeable Sales Reps
 TOLL FREE **800-367-9603**

- INDEX
- WIDE OPEN PARTS
- TIRES & WHEELS
- BRAKES
- AIR, OIL & FUEL
- BATTERY & ELECTRICAL
- ENGINE
- BEARINGS
- BUSHINGS
- DRIVELINE
- AXLES
- BELTS
- CONTROLS
- TOOLS & CHEMICALS
- EXHAUST
- ACCESSORIES



Clutch Rebuild Kits by EPI

» Can-Am Primary Clutch Rebuild Kits, Button and Roller Kits

- Primary Rebuild Kit includes: 12 buttons, 6 rollers, 6 roller pins and 12 washers
- Primary Button Kit includes: 12 buttons
- Primary Roller Kit includes: 6 rollers, 6 roller pins and 12 roller washers

» Polaris Complete Primary (Drive) Clutch Rebuild Kit

- Rebuild your primary clutch completely with one kit
- Kit components vary by model
- Kits usually include: cover bushing, moveable bushing, buttons, button shims, rollers, roller pins, roller washers, weight pins & weight pin nuts

» Polaris Complete Secondary (Driven) Clutch Rebuild Kit

- Rebuild your secondary clutch completely with one kit
- Kit components vary by model
- Kits usually include: cover bushing, moveable bushing, buttons or rollers, bolts or screws & snap ring

» Polaris Primary Clutch Weight Pin Kit

- Includes 3 weight pins (Polaris part number 7512266)
- Includes 3 weight pin lock nuts (Polaris part number 7541906)

CAN-AM					
MODEL	YEAR	PRIMARY COMPLETE KIT #	PRIMARY BUTTON KIT #	PRIMARY BUTTON & ROLLER KIT #	SECONDARY COMPLETE KIT #
400 Outlander STD, XT	06-14	CR0932	CR0931	CR0933	
450 Outlander	15-21	CR0932	CR0931	CR0933	
500 Defender	17-21	CR0932	CR0931	CR0933	
500 Outlander	2015	CR0932	CR0931	CR0933	
500 Outlander	07-14	CR0932	CR0931	CR0933	
500 Renegade	14-15	CR0932	CR0931	CR0933	
570 Outlander	16-21	CR0932	CR0931	CR0933	
570 Outlander XMR	16-21	CR0932	CR0931	CR0933	
570 Renegade	16-21	CR0932	CR0931	CR0933	
570 Renegade XMR	17-21	CR0932	CR0931	CR0933	
650 Outlander	06-15	CR0932	CR0931	CR0933	
650 Outlander XMR	13-15	CR0932	CR0931	CR0933	
800 Commander	11-20	CR0932	CR0931	CR0933	
800 Defender / Max	16-21	CR0932	CR0931	CR0933	CR3226
800 Maverick Trail	18-21	CR0932	CR0931	CR0933	CR3226
800 Outlander	06-15	CR0932	CR0931	CR0933	
800 Outlander XMR	11-12	CR0932	CR0931	CR0933	
800 Outlander XMR	2015	CR0932	CR0931	CR0933	
800 Renegade STD, XXC	12-14	CR0932	CR0931	CR0933	
800 Renegade	2015	CR0932	CR0931	CR0933	
850 Outlander	16-21	CR0932	CR0931	CR0933	
850 Outlander XMR	16-21	CR0932	CR0931	CR0933	
850 Renegade	16-21	CR0932	CR0931	CR0933	
900 Maverick X3 Turbo (120 HP)	2018	CR0932	CR0931	CR0933	
900 Maverick X3 Turbo R (172 HP)	18-21		CR0931		CR3227
900 Maverick X3 Turbo RR (195 HP)	20-21		CR0931		CR3227
1000 Commander	11-17	CR0932	CR0931	CR0933	
1000 Commander	18-20		CR0931		
1000 Defender / Max	16-19	CR0932	CR0931	CR0933	CR3226
1000 Defender / Max	20-21	CR0932	CR0931	CR0933	CR3227
1000 Defender XMR	18-19	CR0932	CR0931	CR0933	CR3226
1000 Defender XMR	20-21		CR0931		
1000 Maverick	13-17		CR0931		
1000 Maverick XMR	14-18		CR0931		
1000 Maverick Sport	19-21		CR0931		CR3226
1000 Maverick Trail	18-21		CR0931		CR3226
1000 Outlander	12-21	CR0932	CR0931	CR0933	
1000 Outlander XMR	13-21	CR0932	CR0931	CR0933	
1000 Renegade	12-21	CR0932	CR0931	CR0933	
1000 Renegade XMR	16-21	CR0932	CR0931	CR0933	

Clutch kits continue on the next page.



POLARIS					
MODEL	YEAR	PRIMARY COMPLETE KIT #	PRIMARY BUTTON KIT #	PRIMARY BUTTON & ROLLER KIT #	SECONDARY COMPLETE KIT #
250 Trail Blazer	90-92	CR0145	CR0146	CR0147	
250 Trail Blazer	96-06	CR0155	CR0146	CR0147	CR3215
250 Trail Boss	89-92	CR0145	CR0146	CR0147	
250 Trail Boss	95-98	CR0155	CR0146	CR0147	
250 Trail Boss	1999	CR0155	CR0146	CR0147	CR3215
250 Trail Boss	00-02				CR3215
250 Xplorer	00-02	CR0155	CR0146	CR0147	
300 Xplorer	96-98	CR0165	CR0166	CR0167	
300 Xplorer	1999	CR0165	CR0166	CR0167	CR3215
300 Xpress	96-98	CR0165	CR0166	CR0167	
300 Xpress	1999	CR0165	CR0166	CR0167	CR3215
325 Ace	14-16	CR0930	CR0166	CR0167	
325 Magnum	2000	CR0155	CR0146	CR0147	CR3215
325 Magnum	01-02	CR0165	CR0166	CR0167	CR3215
325 Magnum 4x4 EBS	00-01				CR3220
325 Ranger ETX	2016	CR0190	CR0166	CR0177	
325 Trail Boss	2000	CR0165	CR0166	CR0167	
325 Trail Boss	2001	CR0165	CR0166	CR0167	CR3215
325 Trail Boss	2002	CR0165	CR0166	CR0167	
330 Magnum 2x4	03-05	CR0165	CR0166	CR0167	CR3215
330 Magnum 4x4	2003	CR0165	CR0166	CR0167	CR3220
330 Magnum 4x4 EBS	2004	CR0165	CR0166	CR0167	CR3200
330 Magnum 4x4	04-06	CR0165	CR0166	CR0167	CR3215
330 Trail Blazer	08-13	CR0165	CR0166	CR0167	CR3215
330 Trail Boss	03-13	CR0165	CR0166	CR0167	CR3215
335 Sportsman	1999	CR0155	CR0146	CR0147	CR3215
335 Sportsman	2000				CR3215
335 Worker	1999				CR3215
350 Trail Boss	90-92	CR0155	CR0146	CR0147	
400 2x4	1995	CR0165	CR0166	CR0167	
400 Hawkeye HO	11-14	CR0165	CR0166	CR0167	CR3215
400 Ranger 4x4	12-14	CR0910	CR0166	CR0177	CR3215
400 Ranger HO 4x4	10-11	CR0910	CR0166	CR0177	CR3215
400 Scrambler 2x4	2000	CR0165	CR0166	CR0167	CR3215
400 Scrambler 2x4	01-02				CR3215
400 Scrambler 4x4	95-99	CR0165	CR0166	CR0167	
400 Scrambler 4x4	2000	CR0165	CR0166	CR0167	CR3215
400 Scrambler 4x4	2001				CR3215
400 Scrambler 4x4	2002	CR0165	CR0166	CR0167	CR3215
400 Sport 2x4	94-95	CR0155	CR0146	CR0147	
400 Sport 2x4	96-98	CR0165	CR0166	CR0167	
400 Sport 2x4	1999	CR0165	CR0166	CR0167	CR3215
400 Sportsman	95-96	CR0165	CR0166	CR0167	
400 Sportsman	01-05	CR0165	CR0166	CR0167	CR3215
400 Sportsman HO	11-14	CR0165	CR0166	CR0167	CR3215
400 Trail Blazer	2003	CR0165	CR0166	CR0167	CR3215
400 Xplorer	95-98	CR0165	CR0166	CR0167	
400 Xplorer	99-02	CR0165	CR0166	CR0167	CR3215
400 Xpress	96-97	CR0165	CR0166	CR0167	
425 Magnum	1995	CR0155	CR0146	CR0147	
425 Magnum	96-98	CR0165	CR0166	CR0167	
450 Sportsman	06-07	CR0165	CR0166	CR0167	CR3215
450 Sportsman HO	16-21	CR0930	CR0166	CR0167	CR3215
500 Ace non EBS	17-18	CR0930	CR0166	CR0167	
500 Magnum 4x4 EBS	99-02	CR0180	CR0166	CR0167	CR3220

INDEX

WIDE OPEN PARTS

TIRES & WHEELS

BRAKES

AIR, OIL & FUEL

BATTERY & ELECTRICAL

ENGINE

BEARINGS

BUSHINGS

DRIVELINE

AXLES

BELTS

CONTROLS

TOOLS & CHEMICALS

EXHAUST

ACCESSORIES

Clutch kits continue on the next page.





POLARIS

MODEL	YEAR	PRIMARY COMPLETE KIT #	PRIMARY BUTTON KIT #	PRIMARY BUTTON & ROLLER KIT #	SECONDARY COMPLETE KIT #
500 Magnum	2000				CR3215
500 Ranger	04-07	CR0165	CR0166	CR0167	CR3215
500 Ranger EFI	06-10	CR0165	CR0166	CR0167	CR3215
500 Ranger EFI	11-13	CR0930	CR0166	CR0167	CR3215
500 Ranger Crew Mid-Size	2013	CR0930	CR0166	CR0167	CR3215
500 Ranger non EBS	17-18	CR0930	CR0166	CR0167	
500 Scrambler	97-98	CR0165	CR0166	CR0167	
500 Scrambler	99-12	CR0165	CR0166	CR0167	CR3215
500 Sportsman	96-98	CR0165	CR0166	CR0167	
500 Sportsman EBS	1998	CR0180	CR0166	CR0167	
500 Sportsman EBS	99-00	CR0180	CR0166	CR0167	CR3220
500 Sportsman	2000				CR3215
500 Sportsman DUSE EBS	2001	CR0180	CR0166	CR0167	CR3220
500 Sportsman EFI	2006	CR0185	CR0166	CR0177	CR3200
500 Sportsman EFI	2007	CR0165	CR0166	CR0167	CR3200
500 Sportsman EFI	08-09	CR0185	CR0166	CR0177	
500 Sportsman HO EBS	01-04	CR0180	CR0166	CR0167	CR3220
500 Sportsman HO	2005	CR0180	CR0166	CR0167	CR3200
500 Sportsman HO	06/08	CR0165	CR0166	CR0167	CR3215
500 Sportsman HO EBS	09/12-13	CR0185	CR0166	CR0177	
500 Sportsman HO non EBS	09-13	CR0165	CR0166	CR0167	CR3215
500 Xplorer	1997	CR0165	CR0166	CR0167	
500 Worker	99/01	CR0165	CR0166	CR0167	
550 Sportsman XP	09-10	CR0185	CR0166	CR0177	
550 Sportsman	11-13	CR0190	CR0166	CR0177	
550 Sportsman EPS	11-14	CR0190	CR0166	CR0177	
550 Sportsman XP EPS	2014	CR0190	CR0166	CR0177	
570 Ace	15-19	CR0930	CR0166	CR0167	
570 Ranger EFI Mid-Size 4x4 2014-15	14-15	CR0930	CR0166	CR0167	
570 Ranger EFI Crew Mid-Size 4x4 2015	2015	CR0930	CR0166	CR0167	
570 Ranger Mid-Size (Non EBS) 2016-21	16-21	CR0930	CR0166	CR0167	
570 Ranger Mid-Size EPS (Non EBS) 2016-21	16-21	CR0930	CR0166	CR0167	
570 Ranger Mid-Size EPS (EBS) 2016	2016	CR0930	CR0166	CR0167	
570 Ranger Mid-Size Premium (Non EBS) 2021	2021	CR0930	CR0166	CR0167	
570-4 Ranger Crew Mid-Size (Non EBS) 2016	2016	CR0930	CR0166	CR0167	
570-4 Ranger Crew Mid-Size EPS (Non EBS) 2016	2016	CR0930	CR0166	CR0167	
570-4 Ranger Crew (Non EBS) 2017-21	17-21	CR0930	CR0166	CR0167	
570-4 Ranger Crew EPS (Non EBS) 2017-20	17-20	CR0930	CR0166	CR0167	
570-4 Ranger Crew Premium (Non EBS) 2021	2021	CR0930	CR0166	CR0167	
570-6 Ranger Crew (Non EBS) 2017-21	17-21	CR0930	CR0166	CR0167	
570 Ranger EFI Full-Size 4x4 2015	2015	CR0930	CR0166	CR0167	
570 Ranger EFI Crew Full-Size 4x4 2014-15	14-15	CR0930	CR0166	CR0167	
570 Ranger Full-Size (Non EBS) 2016-20	16-20	CR0930	CR0166	CR0167	

Clutch kits continue on the next page.



POLARIS					
MODEL	YEAR	PRIMARY COMPLETE KIT #	PRIMARY BUTTON KIT #	PRIMARY BUTTON & ROLLER KIT #	SECONDARY COMPLETE KIT #
570 Ranger XP Full-Size (Non EBS) 2016	2016	CR0930	CR0166	CR0167	
570 Ranger XP Full-Size EPS (Non EBS) 2016	2016	CR0930	CR0166	CR0167	
570-6 Ranger Crew Full-Size (Non EBS) (with strut front end) 2016	2016	CR0930	CR0166	CR0167	
570-6 Ranger Crew XP Full-Size (Non EBS) 2016	2016	CR0930	CR0166	CR0167	
570-6 Ranger Crew XP Full-Size EPS (Non EBS) 2016	2016	CR0930	CR0166	CR0167	
570 RZR	12-19	CR0930	CR0166	CR0167	
570 Sportsman EBS	14-20	CR0930	CR0166	CR0167	
570 Sportsman non EBS	14-20	CR0930	CR0166	CR0167	CR3215
600 Sportsman	2003	CR0175	CR0166	CR0177	CR3220
600 Sportsman (before 7/1/03)	2004	CR0175	CR0166	CR0177	CR3220
600 Sportsman (after 7/1/03)	2004	CR0175	CR0166	CR0177	CR3200
600 Sportsman	2005	CR0175	CR0166	CR0177	CR3200
700 Ranger	05-07	CR0910	CR0166	CR0177	
700 Ranger	08-09	CR0185	CR0166	CR0177	
700 Ranger Crew	08-09	CR0185	CR0166	CR0177	
700 Sportsman	02-03	CR0175	CR0166	CR0177	CR3220
700 Sportsman (before 7/1/03)	2004	CR0175	CR0166	CR0177	CR3220
700 Sportsman (after 7/1/03)	2004	CR0175	CR0166	CR0177	CR3200
700 Sportsman	2005	CR0175	CR0166	CR0177	
700 Sportsman	2006	CR0185	CR0166	CR0177	
700 Sportsman EFI	04-05	CR0175	CR0166	CR0177	
700 Sportsman EFI	2006	CR0185	CR0166	CR0177	
700 Sportsman EFI	2007	CR0910	CR0166	CR0177	
800 Ranger	2010	CR0185	CR0166	CR0177	
800 Ranger	11-14	CR0190	CR0166	CR0177	
800 Ranger Mid-Size	13-14	CR0190	CR0166	CR0177	
800 Ranger Crew	11-14	CR0190	CR0166	CR0177	
800 RZR	08-09	CR0185	CR0166	CR0177	
800 RZR	10-14	CR0190	CR0166	CR0177	
800 RZR 4	10-14	CR0190	CR0166	CR0177	
800 RZR S	2009	CR0185	CR0166	CR0177	
800 RZR S	10-14	CR0190	CR0166	CR0177	
800 Sportsman	05-06	CR0185	CR0166	CR0177	
800 Sportsman	2007	CR0910	CR0166	CR0177	
800 Sportsman	08-09	CR0185	CR0166	CR0177	
800 Sportsman	11-14	CR0190	CR0166	CR0177	
850 Scrambler	13-19	CR0190	CR0166	CR0177	
850 Sportsman	09-10	CR0185	CR0166	CR0177	
850 Sportsman	11-20	CR0190	CR0166	CR0177	
850 Sportsman High Lifter	2016	CR0185	CR0166	CR0177	
850 Sportsman High Lifter	17-20	CR0190	CR0166	CR0177	
900 Ace	16-19	CR0934	CR0936	CR0935	
900 Ranger	13-14	CR0185	CR0166	CR0177	
900 Ranger	15-18	CR0934	CR0936	CR0935	
900 Ranger Crew	14-15	CR0185	CR0166	CR0177	
900 Ranger Crew	16-19	CR0934	CR0936	CR0935	
900 RZR	11-14	CR0920	CR0921	CR0922	
900 RZR	15-20	CR0934	CR0936	CR0935	
900 RZR 4	12-14	CR0920	CR0921	CR0922	
900 RZR 4	15-19	CR0934	CR0936	CR0935	

INDEX

WIDE OPEN PARTS

TIRES & WHEELS

BRAKES

AIR, OIL & FUEL

BATTERY & ELECTRICAL

ENGINE

BEARINGS

BUSHINGS

DRIVELINE

AXLES

BELTS

CONTROLS

TOOLS & CHEMICALS

EXHAUST

ACCESSORIES

Clutch kits continue on the next page.





POLARIS

MODEL	YEAR	PRIMARY COMPLETE KIT #	PRIMARY BUTTON KIT #	PRIMARY BUTTON & ROLLER KIT #	SECONDARY COMPLETE KIT #
900 RZR S	15-20	CR0934	CR0936	CR0935	
1000 General	167-20	CR0934	CR0936	CR0935	
1000 General 4	17-20	CR0934	CR0936	CR0935	
1000 Ranger XP	2017	CR0934	CR0936	CR0935	
1000 Ranger XP	18-20	CR0937			
1000 Ranger Crew XP	19-20	CR0937			
1000 Ranger Crew XP	17-18	CR0934	CR0936	CR0935	
1000 Ranger High Lifter	2017	CR0934	CR0936	CR0935	
1000 Ranger Crew Highlifter	2017	CR0934	CR0936	CR0935	
1000 RZR	14-18	CR0920	CR0921	CR0922	
1000 RZR	19-20	CR0934	CR0936	CR0935	
1000 RZR 4	14-18	CR0920	CR0921	CR0922	
1000 RZR 4	19-20	CR0934	CR0936	CR0935	
1000 RZR S	2016	CR0920	CR0921	CR0922	
1000 RZR S4	19-20	CR0934	CR0936	CR0935	
1000 RZR XP High Lifter	17-18	CR0920	CR0921	CR0922	
1000 RZR XP High Lifter	19-20	CR0934	CR0936	CR0935	
1000 RZR XP 4 High Lifter	17-18	CR0920	CR0921	CR0922	
1000 RZR XP 4 High Lifter	19-20	CR0934	CR0936	CR0935	
1000 Scrambler	14-20	CR0190	CR0166	CR0177	
1000 Sportsman	15-20	CR0190	CR0166	CR0177	
1000 Sportsman High Lifter	2016	CR0185	CR0166	CR0177	
1000 Sportsman High Lifter	17-20	CR0190	CR0166	CR0177	

DRIVELINE

AXLES

BELTS

CONTROLS

TOOLS & CHEMICALS

EXHAUST

ACCESSORIES



Clutch kits continue on the next page.

Clutch Kits by EPI

» Sport Utility Kit

Great for trail riding, occasional mud and sand riding, plowing and hauling. Makes up for the power loss and slow response of adding oversized tires. Better low end and midrange acceleration. Quicker backshift which results in crisp throttle response. Reduces belt slip and clutch heat. Kits designed for stock or oversized tires.

» Mudder Kit

Designed for machines with 28" or larger tires. Helps restore power loss due to addition of larger tires. Allows for easier turning of larger tires in the mud. Better low end power and torque. Quicker backshift which results in crisp throttle response. Reduces belt slip and clutch heat.

» Economy Kit

For general trail riding. Spring kit only, no clutch weights are included. Works with any tire size. Improves backshift.



INDEX

WIDE OPEN PARTS

TIRES & WHEELS

BRAKES

AIR, OIL & FUEL

BATTERY & ELECTRICAL

ENGINE

BEARINGS

BUSHINGS

DRIVELINE

AXLES

BELTS

CONTROLS

TOOLS & CHEMICALS

EXHAUST

ACCESSORIES

ARCTIC CAT				
MODEL	YEAR	ELEVATION	SPORT UTILITY KIT 27"-28" TIRE	MUDDER KIT 28"-29.5" TIRE
650 H1 4x4	06-08	0-3,000'	CD1011	CD0664
650 H1 Mud Pro 4x4	10-11	0-3,000'		CD7003
650 H1 Prowler 4x4	06-09	0-3,000'	CD0303	CD0308
650 V2 4x4	04-06	0-3,000'	CD0675	CD2010
700 Alterra TRV 4x4	2017	0-3,000'	CD6408	CD6410
700 Core/Limited 4x4	2013	0-3,000'	CD6408	CD6410
700 EFI Auto 4x4	06-08	0-3,000'	CD0652	CD0667
700 H1 EFI 4x4	08-12/14-15	0-3,000'	CD6408	CD6410
700 H1 Mud Pro 4x4	2012-13	0-3,000'		CD7181
700 H1 Mud Pro 4x4	09-10	0-3,000'		CD6982
700 Prowler HDX 4x4	11-17	0-3,000'	CD7069	CD7071
700 H1 Prowler EFI XT/XTX 4x4	09-17	0-3,000'	CD6431	CD6433
700 H1 Prowler 4x4	2008	0-3,000'	CD6431	CD6433
700 H1 TRV 4x4	10-16	0-3,000'	CD6408	CD6410
700 Wildcat Sport 4x4	2015	0-3,000'	CD7254	CD7256
700 Wildcat Trail 4x4	14-17	0-3,000'	CD7205	CD7207
900 Stampede (TEXTRON)	17-18	0-3,000'	CD7551	CD7553
1000 LTD/GT/XT 4x4 (ATV models)	11-16	0-3,000'	CD6579	CD6581
1000 Prowler XT/XTZ 4x4	11-17	0-3,000'	CD7325	CD7327
1000 Prowler XTZ 4x4	09-10	0-3,000'	CD6985	CD6987
Thunder Cat Auto 4x4	2008	0-3,000'	CD6579	CD6581
1000 Thunder Cat H2 4x4	09-10	0-3,000'	CD6579	CD6581
1000 Wildcat Std, Ltd 4x4 w/Team Clutches (except X models)	13-15	0-3,000'	CD7147	CD7149
1000 Wildcat 4 4x4 w/Team Clutches (except X models)	13-14	0-3,000'	CD7147	CD7149
1000 Wildcat X, X Ltd 4x4	13-16	0-3,000'	CD7140	CD7142
1000 Wildcat 4 X	14-16	0-3,000'	CD7140	CD7142

Clutch kits continue on the next page.

PLACE YOUR ORDER WITH US ...

BY PHONE: 1-800-367-9603 » BY FAX: 901-377-3392 » ONLINE: WWW.JMATV.COM



CAN-AM

MODEL	YEAR	ELEVATION	SPORT UTILITY KIT 27"-28" TIRE	MUDDER KIT 28"-29.5" TIRE
400 Outlander EFI	03-14	0-3,000'	CD6513	
450 Outlander/Max/Outlander L/Max L	15-21	0-3,000'	CD7294	
500 Outlander	07-15	0-3,000'	CD6536	CD6538
500 Renegade	08-15	0-3,000'	CD6495	CD6497
570 Outlander	16-21	0-3,000'	CD7318	CD7320
570 Renegade	16-21	0-3,000'	CD7318	CD7320
650 Outlander	07-09	0-3,000'	CD6502	CD6504
650 Outlander	10-21	0-3,000'	CD6962	CD6964
650 Outlander XMR	13-21	0-3,000'		CD6964
650 Renegade	18-20			
800 Commander	11-18	0-3,000'	CD7132	CD7134
800 Defender	16-17	0-3,000'	CD7504	CD7506
800 Maverick Trail	2018	0-3,000'	CD7530	CD7532
800 Outlander	06-08	0-3,000'	CD6524	CD6526
800 Outlander	09-15	0-3,000'	CD6524	CD6526
800 Outlander XMR	11-12	0-3,000'		CD7023
800 Renegade	07-11	0-3,000'	CD6547	CD6549
800 Renegade	12-15	0-3,000'	CD7081	CD7083
850 Outlander	16-21	0-3,000'	CD7396	CD7398
850 Outlander XMR	16-21	0-3,000'		CD7398
900 Maverick X3	2017	0-3,000'	CD7475	CD7477
900 Maverick X3 Turbo (120 HP)	18-21	0-3,000'	CD7544	CD7546
900 Maverick X3 Turbo R (172 HP)	18-21	0-3,000'	CD7558	CD7560
900 Maverick X3 Turbo RR (195 HP)	20-21	0-3,000'	CD7643	CD7645
1000 Commander	11-12	0-3,000'	CD7017	CD7018
1000 Commander	13-17	0-3,000'	CD7104	CD7106
1000 Commander	18-20	0-3,000'	CD7658	CD7660
1000 Defender	16-19	0-3,000'	CD7425	CD7427
1000 Defender	20-21	0-3,000'	CD7628	CD7630
1000 Defender XMR	20-21	0-3,000'		CD7625
1000 Maverick (except XMR, XDS Turbo,)	13-17	0-3,000'	CD7125	CD7127
1000 Maverick Sport/Trail (75 HP)	18-20	0-3,000'	CD7537	CD7539
1000 Maverick XMR	14-16	0-3,000'		CD7127
1000 Outlander	12-15	0-3,000'	CD7055	CD7057
1000 Outlander (except XMR)	16-21	0-3,000'	CD7523	CD7525
1000 Outlander XMR	13-15	0-3,000'		CD7137
1000 Outlander XMR	16-21	0-3,000'		CD7465
1000 Renegade	12-15	0-3,000'	CD7062	CD7064
1000 Renegade	16-21	0-3,000'		CD7525
1000 Renegade XMR	16-21	0-3,000'		CD7487

Clutch kits continue on the next page.



HONDA			
MODEL	YEAR	ELEVATION	ECONOMY KIT ANY TIRE SIZE
300 Fourtrax 2x4	88-00	Any Elev	CD7040
350 Rancher	00-05	Any Elev	CD7010
400 AT Rancher	04-07	Any Elev	CD7030
400 Foreman	95-03	Any Elev	CD7000
420 Rancher	07-16	Any Elev	CD7015
450 Foreman	98-04	Any Elev	CD7000
500 Foreman	05-11	Any Elev	CD7050
500 Foreman	12-16	Any Elev	CD7077
500 Rubicon	01-09	Any Elev	CD7020
500 Rubicon	11-14	Any Elev	CD7020
500 Rubicon IRS Manual	15-16	Any Elev	CD7337

KAWASAKI				
MODEL	YEAR	ELEVATION	SPORT UTILITY KIT 27"-28" TIRE	MUDDER KIT 28"-29.5" TIRE
650 Brute Force	2005	0-3,000'	CD1655	CD5650
650 Brute Force	06-13	0-3,000'	CD1654	CD5650
650 Prairie	02-03	0-3,000'	CD1030	CD5650
700 Prairie	04-06	0-3,000'	CD1250	CD5700
750 Brute Force	2005	0-3,000'	CD1750	CD5750
750 Brute Force	06-07	0-3,000'	CD1729	CD5750
750 Brute Force	08-11	0-3,000'	CD3102	CD3104
750 Brute Force	12-20	0-3,000'	CD3152	CD3154
750 Teryx	08-13	0-3,000'	CD3116	CD3118
3010 Mule Trans 4x4	2007	0-3,000'	CD3015	
Mule Pro-FX / Pro-FXT	15-20	0-3,000'	CD7501	

POLARIS				
MODEL	YEAR	ELEVATION	SPORT UTILITY KIT 27"-28" TIRE	MUDDER KIT 28"-29.5" TIRE
500 Ranger 2x4/4x4/6x6	04-05	0-3,000'	CD6025	
500 Ranger Crew 4x4	11-13	0-3,000'	CD6946	
500 Ranger EFI 4x4	10-13	0-3,000'	CD6946	
500 Ranger EFI 4x4	2009	0-3,000'	CD6824	
500 Ranger EFI 4x4	2008	0-3,000'	CD6292	
500 Ranger EFI/Carb 4x4	06-07	0-3,000'	CD5042	
570 Ace 4x4 non EBS	15-18	0-3,000'	CD7275	CD7277
570 Ace EBS (will eliminate EBS)	15-16	0-3,000'	CD7297	CD7299
570 Ranger/Crew Mid-Size	2014	0-3,000'	CD7198	CD7200
570 Ranger/Crew Mid-Size non EBS	15-21	0-3,000'	CD7268	CD7270
570 Ranger/Crew Full Size non EBS	15-16	0-3,000'	CD7289	CD7291
570 RZR	2012	0-3,000'	CD7045	CD7047
570 RZR EBS	13-16	0-3,000'	CD7261	CD7263
570 RZR EBS	17-21	0-3,000'		CD7667
570 RZR non EBS (built 9/18/12 and after)	13-21	0-3,000'	CD7226	CD7228
570 Sportsman EBS	14-15	0-3,000'	CD7304	CD7306
570 Sportsman EBS (Decreases EBS)	16-17	0-3,000'	CD7439	CD7441
570 Sportsman EBS	18-20	0-3,000'	CD7304	CD7306
570 Sportsman non EBS	14-21	0-3,000'	CD7184	CD7186

- INDEX
- WIDE OPEN PARTS
- TIRES & WHEELS
- BRAKES
- AIR, OIL & FUEL
- BATTERY & ELECTRICAL
- ENGINE
- BEARINGS
- BUSHINGS
- DRIVELINE**
- AXLES
- BELTS
- CONTROLS
- TOOLS & CHEMICALS
- EXHAUST
- ACCESSORIES

Clutch kits continue on the next page.





POLARIS					
MODEL	YEAR	ELEVATION	SPORT UTILITY KIT 27"-28" TIRE	MUDDER KIT 28"-29.5" TIRE	
600 Sportsman EBS	03-05	0-3,000'	CD6000		
700 Ranger XP 4x4	05-06	0-3,000'	CD5037	CD3704	
700 Ranger XP 4x4	2007	0-3,000'	CD6591	CD6593	
700 Ranger XP 4x4	08-09	0-3,000'	CD6655	CD6657	
700 Ranger HD 4x4	2009	0-3,000'	CD6850	CD6852	
700 Ranger Crew 4x4	08-09	0-3,000'	CD6834	CD6836	
700 Sportsman 4x4 EBS	02-04	0-3,000'	CD5010	CD3702	
700 Sportsman 4x4	05-06	0-3,000'	CD5025	CD3700	
700 Sportsman EFI 4x4	04-06	0-3,000'	CD5025	CD3700	
700 Sportsman EFI 4x4	2007	0-3,000'	CD5021	CD3701	
700 Sportsman EFI X2 4x4 EBS	2008	0-3,000'			
800 Ranger XP 4x4	10-14	0-3,000'	CD6928	CD6930	
800 Ranger Crew 4x4	10-14	0-3,000'	CD6928	CD6930	
800 Ranger Mid-Size 4x4	2013	0-3,000'	CD7089	CD7091	
800 RZR	2008	0-3,000'	CD6558	CD6560	
800 RZR non EBS	09-14	0-3,000'	CD6666	CD6560	
800 RZR EBS	2013	0-3,000'	CD7168	CD7170	
800 RZR 4	10-14	0-3,000'	CD6995	CD6997	
800 RZR S	10-14	0-3,000'	CD6995	CD6997	
800 RZR S	2009	0-3,000'	CD6702	CD6704	
800 Sportsman	05-06	0-3,000'	CD5073	CD3800	
800 Sportsman non EBS	2007	0-3,000'	CD6396	CD6402	
800 Sportsman EBS	2007	0-3,000'	CD6190	CD6187	
800 Sportsman EBS	08-09	0-3,000'	CD6320	CD6322	
800 Sportsman	10-14	0-3,000'	CD7004	CD7006	
850 Scrambler	13-14	0-3,000'	CD7111	CD7113	
850 Scrambler	15-21	0-3,000'	CD7382	CD7384	
850 Sportsman	09-10	0-3,000'	CD6900	CD6902	
850 Sportsman	2011	0-3,000'	CD7029	CD7031	
850 Sportsman	12-15	0-3,000'	CD7050	CD7052	
850 Sportsman	2016	0-3,000'	CD7389	CD7391	
850 Sportsman	17-21	0-3,000'	CD7482	CD7484	
850 Sportsman High Lifter	16-21	0-3,000'		CD7408	
900 Ace non EBS	2016	0-3,000'	CD7468	CD7470	
900 Ranger	2013	0-3,000'	CD7097	CD7099	
900 Ranger EBS (will eliminate EBS)	2014	0-3,000'	CD7332	CD7334	
900 Ranger EBS (will eliminate the EBS)	2015	0-3,000'	CD7490	CD7492	
900 Ranger EBS	2016	0-3,000'	CD7368	CD7370	
900 Ranger non EBS	2014	0-3,000'	CD7191	CD7193	
900 Ranger non EBS	2015	0-3,000'	CD7212	CD7214	
900 Ranger non EBS	16-18	0-3,000'	CD7212	CD7214	
900 Ranger Crew non EBS	14-15	0-3,000'	CD7191	CD7193	
900 Ranger Crew non EBS	16-18	0-3,000'	CD7212	CD7214	
900 RZR XP	2011	0-3,000'	CD0741	CD0738	
900 RZR XP	12-14	0-3,000'	CD7037	CD7039	
900 RZR EBS (will eliminate EBS)	2015	0-3,000'	CD7219	CD7221	
900 RZR EBS	16-20	0-3,000'	CD7375	CD7377	
900 RZR XP 4	12-14	0-3,000'	CD7037	CD7039	
900 RZR S non EBS	2015	0-3,000'	CD7233*	CD7235	
900 RZR S non EBS	2016	0-3,000'	CD7411	CD7413	
900 RZR S EBS	17-20	0-3,000'	CD7418	CD7420	
900 RZR S EBS (will eliminate EBS)	17-20	0-3,000'	CD7411	CD7413	
925 RZR Turbo	2016	0-3,000'	CD7348	CD7350	
925 RZR Turbo	17-20	0-3,000'	CD7461	CD7463	

Clutch kits continue on the next page.



POLARIS				
MODEL	YEAR	ELEVATION	SPORT UTILITY KIT 27"-28" TIRE	MUDDER KIT 28"-29.5" TIRE
925 RZR Pro XP / 4	20-21	0-3,000'	CD7635	CD7637
1000 General 4x4 EBS (will eliminate EBS)	16-21	0-3,000'	CD7341	CD7343
1000 General 4	17-21	0-3,000'	CD7341	CD7343
1000 Ranger XP non EBS	2017	0-3,000'	CD7446	CD7448
1000 Ranger XP	18-20	0-3,000'	CD7516	CD7518
1000 Ranger/Crew High Lifter	2019	0-3,000'		CD7518
1000 Ranger EPS/STD/Premium	20-21	0-3,000'		CD7605
1000 RZR	2014	0-3,000'	CD7161	CD7163
1000 RZR	2015	0-3,000'	CD7247	CD7249
1000 RZR	2016	0-3,000'	CD7403	CD7405
1000 RZR	17-20	0-3,000'	CD7432	CD7434
1000 RZR 4	2014	0-3,000'	CD7161	CD7163
1000 RZR 4	2015	0-3,000'	CD7247	CD7249
1000 RZR 4	2016	0-3,000'	CD7403	CD7405
1000 RZR 4	17-20	0-3,000'	CD7432	CD7434
1000 RZR S	16-17	0-3,000'	CD7354*	CD7356
1000 RZR S4	19-20	0-3,000'		CD7356
1000 RZR High Lifter	2015	0-3,000'		CD7249
1000 RZR High Lifter	2016	0-3,000'		CD7405
1000 RZR High Lifter	2017	0-3,000'		CD7434
1000 Scrambler	14-16	0-3,000'	CD7240	CD7242
1000 Scrambler	17-21	0-3,000'	CD7282	CD7284
1000 Sportsman	15-21	0-3,000'	CD7282	CD7284
1000 Sportsman High Lifter	16-21	0-3,000'		CD7408

YAMAHA				
MODEL	YEAR	ELEVATION	SPORT UTILITY KIT 27"-28" TIRE	MUDDER KIT 28"-29.5" TIRE
550 Grizzly	09-14	0-3,000'	CD6633	CD6635
600 Grizzly	98-01	0-3,000'	CD1020	
660 Grizzly	02-08	0-3,000'	CD1040	CD4660
660 Rhino	04-07	0-3,000'	CD1055	CD4660
700 Grizzly	07-21	0-3,000'	CD1077	CD4670
700 Kodiak	16-21	0-3,000'	CD7361	CD7363
700 Rhino FI	2008	0-3,000'	CD6373	CD6375
700 Rhino FI	09-13	0-3,000'	CD6603	CD6605
700 Viking / VI	14-21	0-3,000'	CD7154	CD7156
700 Wolverine	16-17	0-3,000'	CD7311	CD7313
850 Wolverine	18-21	0-3,000'	CD7617	CD7619

INDEX

WIDE OPEN PARTS

TIRES & WHEELS

BRAKES

AIR, OIL & FUEL

BATTERY & ELECTRICAL

ENGINE

BEARINGS

BUSHINGS

DRIVELINE

AXLES

BELTS

CONTROLS

TOOLS & CHEMICALS

EXHAUST

ACCESSORIES



Starter Clutches



- INDEX
- WIDE OPEN PARTS
- TIRES & WHEELS
- BRAKES
- AIR, OIL & FUEL
- BATTERY & ELECTRICAL
- ENGINE
- BEARINGS
- BUSHINGS
- DRIVELINE**
- AXLES
- BELTS
- CONTROLS
- TOOLS & CHEMICALS
- EXHAUST
- ACCESSORIES



CAN-AM		
MODEL	YEAR	PART #
330 Outlander	04-05	SC1716
400 Outlander	03-04	SC1716
400 Outlander	05-15	SC1716
400 Outlander Max	05-15	SC1716
450 Outlander	15-20	SC1716
450 Outlander Max	15-20	SC1716
500 Defender	17-20	SC1716
500 Outlander	07-15	SC1716
500 Outlander Max	07-15	SC1716
500 Renegade	08-15	SC1716
570 Outlander	16-20	SC1716
570 Outlander Max	16-20	SC1716
570 Renegade	16-20	SC1716
650 Outlander	06-20	SC1716
650 Outlander Max	06-20	SC1716
650 Renegade	18-19	SC1716
800 Commander	11-20	SC1716
800 Commander Max	16-20	SC1716
800 Defender	16-20	SC1782
800 Defender Max	17-20	SC1782
800 Maverick Trail	18-20	SC1782
800 Outlander	06-15	SC1716
800 Outlander Max	07-14	SC1716
800 Renegade 800	07-15	SC1716
850 Outlander 850	16-20	SC1716
850 Outlander Max	16-20	SC1716
850 Renegade	16-20	SC1716
900 Maverick X3 (All models)	17-20	SC1782
1000 Commander	11-20	SC1716
1000 Commander Max	14-20	SC1716
1000 Defender	16-20	SC1782
1000 Defender Max	17-20	SC1782
1000 Maverick	13-18	SC1716
1000 Maverick Max	14-18	SC1716
1000 Maverick Sport	19-20	SC1782
1000 Maverick Sport Max	19-20	SC1782
1000 Maverick Trail	18-20	SC1782
1000 Maverick Turbo	16-17	SC1716
1000 Outlander	12-20	SC1716
1000 Outlander Max	13-20	SC1716
1000 Renegade	12-20	SC1716

HONDA		
MODEL	YEAR	PART #
350 Rancher	00-06	SC759
420 Rancher	07-21	SC760
500 Foreman	05-11	SC762
500 Rubicon	01-14	SC762

KAWASAKI		
MODEL	YEAR	PART #
KVF360 Prairie	03-09	SC931
KVF360 Prairie	03-12	SC931
KLF400 Bayou	93-99	SC931
KVF400 Prairie	99-02	SC931
KVF400 Prairie	97-02	SC931
KVF650 Prairie	02-03	SC931
KVF650 Brute Force	05-13	SC931
KFX700	04-09	SC931
KVF700 Prairie	04-06	SC931
KRT750 Teryx	08-13	SC931
KVF750 Brute Force	05-20	SC931
KRT800 Teryx	14-20	SC931

SUZUKI		
MODEL	YEAR	PART #
LT-4WD Quadrunner	87-96	SC932
LT-250 Quadrunner	88-01	SC932
LT-250F Quadrunner	9902	SC932
LT-F4WD Quadrunner	97-98	SC932
LT-F300F	99-02	SC932
LT-F4WDX 300 King Quad	91-98	SC932

YAMAHA		
MODEL	YEAR	PART #
YFM200/DX	85-89	SC933
YFM225 Moto 4	86-88	SC933
YTM225 Moto 4	83-86	SC933
YFB250 Timberwolf	92-00	SC933
YFM250 Beartracker	99-04	SC933
YFM250 Moto 4	89-91	SC933
YFM350ER Moto 4	87-95	SC934
YFM350FW Big Bear	87-99	SC934
YFM350 Bruin	04-06	SC935
YFM350 Grizzly	07-14	SC935
YFM350 Wolverine	00-05	SC934
YFM350X Wolverine	06-09	SC935
YFM350R Raptor	04-13	SC934
YFM350X Warrior	87-04	SC934
YFM400 Kodiak	93-99	SC934
YFM400 Kodiak	01-06	SC934
YFM400 Big Bear	00-12	SC934
YFM400 Grizzly	07-08	SC934
YFM450 Grizzly	07-14	SC934
YFM450 Kodiak	03-06	SC934
YFM450 Kodiak	2018	SC934
YFM450FX Wolverine	06-10	SC934
YXR450 Rhino	06-09	SC934
YFM550 Grizzly	09-14	SC935
YFM660 Grizzly	03-08	SC935
YXR660 Rhino	04-07	SC935
YFM700 Grizzly	07-13	SC935
YXM700 Viking	16-21	SC935
YXR700 Rhino	08-13	SC935

KEY * Starter Clutch Rebuild Kit



HP Drive Belts by DAYCO®

Superior strength & longer belt life.

HPX (High Performance Extreme) Drive Belts by DAYCO®

P-aramid cord reinforcement and engineered fiber -loaded neoprene compounding give this belt the durability demanded by high performance engines. Dayco® HPX ATV Belts have been proven to run cooler and to provide longer belt life than competitor belts.

XTX (Extreme Torque) Drive Belts by DAYCO®

XTX belts are engineered for 800cc and above engines. Specially-formulated high temperature Neoprene with the highest level of aramid fiber loading available delivers track-churning performance for the most aggressive riders. Break-through design features deeper cogs on top and rounded cogs on the bottom for ultimate flexibility and longer belt life.



» FIND DAYCO® BELTS IN OUR NEW BELTS SECTION ON PAGES 708-718



Ball Joints

- Excellent quality replacement parts
- Meets or exceeds OEM standards
- Please note that some ball joints do not include clip and pin
- Sold individually



BJ001W



BJ101W



BJ450W



BJ550W



BJ557W



BJ604W

ARCTIC CAT

MODEL	YEAR	LOWER (2 Required)	UPPER (2 Required)	HIGH PERFORMANCE LOWER	HIGH PERFORMANCE UPPER	KING PIN KIT
250 4x4	99-05	BJ001W	BJ001W			
250 4x4	01-05	BJ001W	BJ001W			
300 2x4	98-04	BJ001W	BJ001W			
300 4x4	98-05	BJ001W	BJ001W			
350 CR	2012	BJ001W	BJ001W			
350 Utility 4x4	2011	BJ001W	BJ001W			
366 FIS w/AT	08-11	BJ001W	BJ001W			
375 w/AT	2002	BJ001W	BJ001W			
400 2x4	98-01	BJ001W	BJ001W			
400 4x4	98-15	BJ001W	BJ001W			
400 4x4 w/AT	03-04	BJ001W	BJ001W			
400 4x4 w/MT	01-04	BJ001W	BJ001W			
400 Alterra	16-17	BJ001W	BJ001W			
400 DVX	04-08		BJ119			
400 FIS 2x4 w/AT	03-04	BJ001W	BJ001W			
400 FIS 2x4 w/MT	03-04	BJ001W	BJ001W			
400 FIS 4x4 w/AT	03-14	BJ001W	BJ001W			
400 FIS 4x4 w/MT	02-08	BJ001W	BJ001W			
400 FIS 4x4 TRV	06-14	BJ001W	BJ001W			
400 TBX 4x4	04-06	BJ001W	BJ001W			
400 VP 4x4 w/AT	05-06	BJ001W	BJ001W			
400 VP 4x4 w/MT	05-06	BJ001W	BJ001W			
425 4x4	11-12	BJ001W	BJ001W			
450 4x4	13-15	BJ001W	BJ001W			
450 Alterra	16-19	BJ001W	BJ001W			
450 H1	10-11	BJ001W	BJ001W			
450 XC	11-17	BJ001W	BJ001W			
450i EFI	2012	BJ001W	BJ001W			
450i TRV EFI	11-12	BJ001W	BJ001W			
454 Bearcat	96-98	BJ001W	BJ001W			
500 4x4	98-99	BJ001W	BJ001W			
500 4x4 w/AT	00-02	BJ001W	BJ001W			
500 4x4 w/AT	13-17	BJ001W	BJ001W			
500 4x4 w/MT	00-01	BJ001W	BJ001W			
500 Alterra	17-18	BJ001W	BJ001W			
500 Alterra TRV	2017	BJ001W	BJ001W			
500 Alterra XT	2016	BJ001W	BJ001W			

Ball joints continue on the next page.



ARCTIC CAT						
MODEL	YEAR	LOWER (2 Required)	UPPER (2 Required)	HIGH PERFORMANCE LOWER	HIGH PERFORMANCE UPPER	KING PIN KIT
500 FIS 4x4 w/AT	02-09	BJ001W	BJ001W			
500 FIS 4x4 w/MT	02-09	BJ001W	BJ001W			
500 FIS TBX 4x4	02-06	BJ001W	BJ001W			
500 FIS TRV 4x4	03-08	BJ001W	BJ001W			
500 Prowler	17-20	BJ001W	BJ001W			
500 Prowler HDX	14-17	BJ001W	BJ001W			
500 TRV	13-15	BJ001W	BJ001W			
500 XR	2015	BJ001W	BJ001W			
500 XT EFI	13-14	BJ001W	BJ001W			
550 Alterra	2016	BJ001W	BJ001W			
550 Alterra TRV XT EPS	2017	BJ001W	BJ001W			
550 Alterra XT	2016	BJ001W	BJ001W			
550 EFI 4x4	12-14	BJ001W	BJ001W			
550 H1 FIS 4x4	09-11	BJ001W	BJ001W			
550 LTD EFI	11-14	BJ001W	BJ001W			
550 Prowler	2009	BJ001W	BJ001W			
550 Prowler XT	10-15	BJ001W	BJ001W			
550 TRV	09-15	BJ001W	BJ001W			
550 XR	2015	BJ001W	BJ001W			
550 XT	13-14	BJ001W	BJ001W			
570 Alterra	19-20	BJ001W	BJ001W			
650 H1	05-11	BJ001W	BJ001W			
650 MudPro	10-11	BJ001W	BJ001W			
650 Prowler	06-09	BJ001W	BJ001W			
650 TBX	07-09	BJ001W	BJ001W			
650 TRV	07-09	BJ001W	BJ001W			
650 w/AT V2	04-06	BJ001W	BJ001W			
650i 4x4	2012	BJ001W	BJ001W			
700 Alterra	16-20	BJ001W	BJ001W			
700 Alterra MudPro LTD	18-19	BJ001W	BJ001W			
700 Alterra TBX	18-20	BJ001W	BJ001W			
700 Alterra TRV	17-20	BJ001W	BJ001W			
700 Alterra VLX	17-18	BJ001W	BJ001W			
700 Alterra XT	16-19	BJ001W	BJ001W			
700 Diesel	07-15	BJ001W	BJ001W			
700 EFI	07-14	BJ001W	BJ001W			
700 EFI H1 MudPro	09-17	BJ001W	BJ001W			
700 GT EFI	2012	BJ001W	BJ001W			
700 TBX	10-17	BJ001W	BJ001W			
700 TRV	08-15	BJ001W	BJ001W			
700 XR	2015	BJ001W	BJ001W			
700 XT	13-14	BJ001W	BJ001W			
700 Prowler HDX	12-14	BJ001W	BJ001W			
700 Prowler HDX XT	15-17	BJ001W	BJ001W			
700 Prowler HDX XT Crew	2017	BJ001W	BJ001W			
700 Prowler XT	09-17	BJ001W	BJ001W			
700 Prowler GTX	08-14	BJ001W	BJ001W			
700 Wildcat Sport	15-16	BJ001W	BJ001W			
700 Wildcat Sport LTD	15-19	BJ001W	BJ001W			
700 Wildcat Sport SE	2017	BJ001W	BJ001W			
700 Wildcat Sport XT	15-19	BJ001W	BJ001W			
700 Wildcat Trail	14-19	BJ001W	BJ001W			
700 Wildcat Trail LTD	15-20	BJ001W	BJ001W			
700 Wildcat Trail SE	16-17	BJ001W	BJ001W			
700 Wildcat Trail XT	14-20	BJ001W	BJ001W			
900 Stampede	17-18	BJ300W	BJ300W			

INDEX

WIDE OPEN PARTS

TIRES & WHEELS

BRAKES

AIR, OIL & FUEL

BATTERY & ELECTRICAL

ENGINE

BEARINGS

BUSHINGS

DRIVELINE

AXLES

BELTS

CONTROLS

TOOLS & CHEMICALS

EXHAUST

ACCESSORIES



Ball joints continue on the next page.



ARCTIC CAT

MODEL	YEAR	LOWER (2 Required)	UPPER (2 Required)	HIGH PERFORMANCE LOWER	HIGH PERFORMANCE UPPER	KING PIN KIT
900 Stampede 4	2018	BJ300W	BJ300W			
900 Stampede LTD EPS	2017	BJ300W	BJ300W			
900 Stampede XT EPS	2017	BJ300W	BJ300W			
900 Stampede XTR LTD EPS	2017	BJ300W	BJ300W			
900 Stampede XTR XT EPS	2017	BJ300W	BJ300W			
1000 Alterra TRV	2017	BJ001W	BJ001W			
1000 H2 MudPro	10-17	BJ001W	BJ001W			
1000 H2 Thundercat	08-10	BJ001W	BJ001W			
1000 TRV	09-15	BJ001W	BJ001W			
1000 XT	13-17	BJ001W	BJ001W			
1000i GT	2012	BJ001W	BJ001W			
1000 Havoc X	2018	BJ300W	BJ300W			
1000 Prowler XT	15-17	BJ001W	BJ001W			
1000 Prowler XTZ	09-11	BJ001W	BJ001W			
1000 Wildcat	13-15	BJ001W	BJ001W			
1000 Wildcat 4	13-14	BJ001W	BJ001W			
1000 Wildcat 4X	14-18	BJ001W	BJ001W			
1000 Wildcat GT	12-13	BJ001W	BJ001W			
1000 Wildcat X	13-19	BJ001W	BJ001W			

CAN AM

MODEL	YEAR	LOWER (2 Required)	UPPER (2 Required)	HIGH PERFORMANCE LOWER	HIGH PERFORMANCE UPPER	KING PIN KIT
DS250	06-18	BJ554	BJ554			
330 Outlander	04-05		BJ607			
400 Outlander	03-05		BJ607			
400 Outlander	06-15	BJ140	BJ607			
400 Outlander	06-14	BJ140	BJ607			
400 Outlander Max	2005		BJ607			
400 Outlander Max	06-15	BJ140	BJ607			
450 Outlander	15-20	BJ141	BJ142	BJ141HP	BJ142HP	
450 Outlander Max	15-20	BJ141	BJ142	BJ141HP	BJ142HP	
450 Outlander 6x6 Max	19-20	BJ141	BJ142	BJ141HP	BJ142HP	
500 Defender	17-20	BJ141	BJ142	BJ141HP	BJ142HP	
500 Outlander	07-12	BJ140	BJ607			
500 Outlander	13-15	BJ141	BJ142	BJ141HP	BJ142HP	
500 Outlander Max	07-12	BJ140	BJ607			
500 Outlander Max	13-15	BJ141	BJ142	BJ141HP	BJ142HP	
500 Quest	02-04	BJ304	BJ304			
500 Renegade	08-12	BJ304	BJ304			
500 Renegade	13-15	BJ141	BJ142	BJ141HP	BJ142HP	
500 Traxter	99-05	BJ304	BJ304			
570 Outlander	16-20	BJ141	BJ142	BJ141HP	BJ142HP	
570 Outlander XMR	16-20	BJ141	BJ142	BJ141HP	BJ142HP	
570 Outlander Max	16-20	BJ141	BJ142	BJ141HP	BJ142HP	
570 Renegade	16-20	BJ141	BJ142	BJ141HP	BJ142HP	
570 Renegade XMR	17-20	BJ141	BJ142	BJ141HP	BJ142HP	
650 Outlander	06-12	BJ140	BJ304			
650 Outlander	13-20	BJ141	BJ142	BJ141HP	BJ142HP	
650 Outlander XMR	13-20	BJ141	BJ142	BJ141HP	BJ142HP	
650 Outlander Max	06-12	BJ140	BJ304			
650 Outlander Max	13-15	BJ141	BJ142	BJ141HP	BJ142HP	
650 Outlander 6x6	15-18	BJ141	BJ142	BJ141HP	BJ142HP	
650 Outlander 6x6 Max	19-20	BJ141	BJ142	BJ141HP	BJ142HP	

Ball joints continue on the next page.



CAN AM						
MODEL	YEAR	LOWER (2 Required)	UPPER (2 Required)	HIGH PERFORMANCE LOWER	HIGH PERFORMANCE UPPER	KING PIN KIT
650 Quest	02-04	BJ304	BJ304			
650 Renegade	18-19	BJ141	BJ142	BJ141HP	BJ142HP	
650 Traxter	04-05	BJ304	BJ304			
800 Commander	11-20	BJ141	BJ142	BJ141HP	BJ142HP	
800 Commander Max	16-20	BJ141	BJ142	BJ141HP	BJ142HP	
800 Defender	16-20	BJ141	BJ142	BJ141HP	BJ142HP	
800 Defender Max	17-20	BJ141	BJ142	BJ141HP	BJ142HP	
800 Maverick Trail R	18-20	BJ141	BJ142	BJ141HP	BJ142HP	
800 Outlander	06-11	BJ140	BJ304			
800 Outlander	12-15	BJ141	BJ142	BJ141HP	BJ142HP	
800 Outlander XMR	11-12	BJ140	BJ304			
800 Outlander XMR	2015	BJ141	BJ142	BJ141HP	BJ142HP	
800 Outlander Max	06-12	BJ140	BJ304			
800 Outlander Max	13-15	BJ141	BJ142	BJ141HP	BJ142HP	
800 Renegade	07-11	BJ304	BJ304			
800 Renegade	12-15	BJ141	BJ142	BJ141HP	BJ142HP	
850 Outlander	16-20	BJ141	BJ142	BJ141HP	BJ142HP	
850 Outlander XMR	16-20	BJ141	BJ142	BJ141HP	BJ142HP	
850 Outlander Max	16-20	BJ141	BJ142	BJ141HP	BJ142HP	
850 Renegade	16-20	BJ141	BJ142	BJ141HP	BJ142HP	
900 Maverick X3	2017	BJ141	BJ142	BJ141HP	BJ142HP	
900 Maverick X3 HO	2018	BJ141	BJ142	BJ141HP	BJ142HP	
900 Maverick X3 Turbo	18-20	BJ141	BJ142	BJ141HP	BJ142HP	
900 Maverick X3 Turbo Max	18-20	BJ141	BJ142	BJ141HP	BJ142HP	
900 Maverick X3 Turbo R	18-20	BJ141	BJ142	BJ141HP	BJ142HP	
900 Maverick X3 Turbo R Max	18-20	BJ141	BJ142	BJ141HP	BJ142HP	
900 Maverick X3 XDS	2017	BJ141	BJ142	BJ141HP	BJ142HP	
900 Maverick X3 XDS Turbo R	18-20	BJ141	BJ142	BJ141HP	BJ142HP	
900 Maverick X3 XDS Turbo R Max	18-20	BJ141	BJ142	BJ141HP	BJ142HP	
900 Maverick X3 XDS Turbo RR	2020	BJ141	BJ142	BJ141HP	BJ142HP	
900 Maverick X3 XDS Turbo RR Max	2020	BJ141	BJ142	BJ141HP	BJ142HP	
900 Maverick X3 XMR Turbo	18-20	BJ141	BJ142	BJ141HP	BJ142HP	
900 Maverick X3 XMR Turbo R	18-19	BJ141	BJ142	BJ141HP	BJ142HP	
900 Maverick X3 XMR Turbo RR	2020	BJ141	BJ142	BJ141HP	BJ142HP	
900 Maverick X3 XMR Turbo RR Max	2020	BJ141	BJ142	BJ141HP	BJ142HP	
900 Maverick X3 XRC Turbo	18-20	BJ141	BJ142	BJ141HP	BJ142HP	
900 Maverick X3 XRC Turbo R	18-19	BJ141	BJ142	BJ141HP	BJ142HP	
900 Maverick X3 XRC Turbo RR	2020	BJ141	BJ142	BJ141HP	BJ142HP	
900 Maverick X3 XRS	2017	BJ141	BJ142	BJ141HP	BJ142HP	
900 Maverick X3 XRS Turbo R	18-19	BJ141	BJ142	BJ141HP	BJ142HP	
900 Maverick X3 XRS Turbo R Max	18-20	BJ141	BJ142	BJ141HP	BJ142HP	
900 Maverick X3 XRS Turbo RR	2020	BJ141	BJ142	BJ141HP	BJ142HP	
900 Maverick X3 XRS Turbo RR Max	2020	BJ141	BJ142	BJ141HP	BJ142HP	
1000 Commander	11-20	BJ141	BJ142	BJ141HP	BJ142HP	
1000 Commander Max	14-20	BJ141	BJ142	BJ141HP	BJ142HP	
1000 Defender	16-20	BJ141	BJ142	BJ141HP	BJ142HP	
1000 Defender XMR	18-20	BJ141	BJ142	BJ141HP	BJ142HP	
1000 Defender Max	18-19	BJ141	BJ142	BJ141HP	BJ142HP	
1000 Maverick	13-18	BJ141	BJ142	BJ141HP	BJ142HP	
1000 Maverick Max	14-18	BJ141	BJ142	BJ141HP	BJ142HP	
1000 Maverick Turbo	15-17	BJ141	BJ142	BJ141HP	BJ142HP	
1000 Maverick Turbo Max	15-17	BJ141	BJ142	BJ141HP	BJ142HP	
1000 Maverick XMR	14-18	BJ141	BJ142	BJ141HP	BJ142HP	
1000 Maverick XMR Max	17-18	BJ141	BJ142	BJ141HP	BJ142HP	
1000 Maverick Sport	19-20	BJ141	BJ142	BJ141HP	BJ142HP	
1000 Maverick Sport R	19-20	BJ141	BJ142	BJ141HP	BJ142HP	

INDEX

WIDE OPEN PARTS

TIRES & WHEELS

BRAKES

AIR, OIL & FUEL

BATTERY & ELECTRICAL

ENGINE

BEARINGS

BUSHINGS

DRIVELINE

AXLES

BELTS

CONTROLS

TOOLS & CHEMICALS

EXHAUST

ACCESSORIES



Ball joints continue on the next page.



CAN AM

MODEL	YEAR	LOWER (2 Required)	UPPER (2 Required)	HIGH PERFORMANCE LOWER	HIGH PERFORMANCE UPPER	KING PIN KIT
1000 Maverick Sport R XMR	19-20	BJ141	BJ142	BJ141HP	BJ142HP	
1000 Maverick Trail	18-20	BJ141	BJ142	BJ141HP	BJ142HP	
1000 Outlander XMR	13-20	BJ141	BJ142	BJ141HP	BJ142HP	
1000 Outlander	12-20	BJ141	BJ142	BJ141HP	BJ142HP	
1000 Outlander Max	13-20	BJ141	BJ142	BJ141HP	BJ142HP	
1000 Outlander 6x6	15-18	BJ141	BJ142	BJ141HP	BJ142HP	
1000 Outlander 6x6 Max	19-20	BJ141	BJ142	BJ141HP	BJ142HP	
1000 Renegade	12-19	BJ141	BJ142	BJ141HP	BJ142HP	
1000 Renegade XMR	16-20	BJ141	BJ142	BJ141HP	BJ142HP	

CF MOTO

MODEL	YEAR	LOWER (2 Required)	UPPER (2 Required)	HIGH PERFORMANCE LOWER	HIGH PERFORMANCE UPPER	KING PIN KIT
1000 Z FORCE / EX	2018	BJ300W	BJ300W			
400 C FORCE AU	16-18	BJ161	BJ162			
500 C FORCE 2 L	11-12	BJ161	BJ162			
500 C FORCE 2 S	07-14	BJ161	BJ162			
500 C FORCE 2A L	07-14	BJ161	BJ162			
500 C FORCE HO	14-18	BJ161	BJ162			
500 C FORCE S	15-18	BJ161	BJ162			
500 C FORCE X5 L Carb	11-14	BJ161	BJ162			
500 C FORCE X5 L EFI	11-14	BJ161	BJ162			
500 C FORCE X5 S Carb	11-14	BJ161	BJ162			
500 C FORCE X5 S EFI	11-14	BJ161	BJ162			
500 U FORCE HO	15-18	BJ163	BJ300W			
500 U FORCE Rancher	11-13	BJ300W	BJ300W			
500 Z FORCE	2018	BJ300W	BJ300W			
500 Z FORCE HO	2016	BJ163	BJ300W			
500 Z FORCE HO	2017	BJ300W	BJ300W			
500 Z FORCE Z5	2018	BJ300W	BJ300W			
600 C FORCE X L/S	2014	BJ161	BJ162			
600 C FORCE X6	2013	BJ161	BJ162			
600 C FORCE X6 L/S	11-12	BJ161	BJ162			
600 C FORCE X6 X-Lander	2012	BJ161	BJ162			
600 U FORCE Rancher	11-14	BJ300W	BJ300W			
600 Z FORCE	2011	BJ163	BJ300W			
600 Z FORCE Z6	11-13	BJ163	BJ300W			
600 Z FORCE Z6 Sport	2015	BJ300W	BJ300W			
600 Z6 Sport	12-14	BJ163	BJ300W			
600 Z6-EX Sport	12-14	BJ300W	BJ300W			
800 C FORCE	15-17	BJ161	BJ162			
800 C FORCE X8 X-Lander	12-14	BJ161	BJ162			
800 U FORCE	2016		BJ300W			
800 U FORCE EX	15-18		BJ300W			
800 U FORCE Tracker	13-14		BJ300W			
800 Z FORCE / EX	17-18	BJ300W	BJ300W			
800 Z FORCE Trail	2018	BJ300W	BJ300W			
800 Z FORCE Z8 / EX	2016	BJ300W	BJ300W			
800 Z FORCE Z8 EX	2018	BJ300W	BJ300W			
800 Z FORCE Z8 Sport/EX Sport	2015	BJ300W	BJ300W			
800 Z FORCE Z8 Trail	2018	BJ300W	BJ300W			
800 Z8-EX Sport	2014	BJ300W	BJ300W			

Ball joints continue on the next page.



HONDA						
MODEL	YEAR	LOWER (2 Required)	UPPER (2 Required)	HIGH PERFORMANCE LOWER	HIGH PERFORMANCE UPPER	KING PIN KIT
TRX90	93-00					AK1012
TRX125	87-88					AK1012
TRX200	90-97					AK1013
TRX200D	90-97					AK1013
TRX200SX	86-88					AK1010
TRX250 Recon	97-21	BJ3010	BJ300W			
TRX250EX/X	01-21	BJ303	BJ300W			
TRX300 Fourtrax 2x4	88-92		BJ607			
TRX300 Fourtrax 2x4	93-00	BJ300W	BJ300W			
TRX300FW Fourtrax 4x4	88-00	BJ300W	BJ300W			
TRX350 Rancher	00-06	BJ300W	BJ450W			
TRX400 Foreman	95-03	BJ300W	BJ300W			
TRX400 Rancher	04-07	BJ300W	BJ450W			
TRX420 Rancher SRA	07-13	BJ300W	BJ450W			
TRX420 Rancher SRA	14-21	BJ450W	BJ450W			
TRX420 Rancher SRA Auto	14-21	BJ450W	BJ450W			
TRX420 Rancher IRS Auto	09-14	BJ300W	BJ450W			
TRX420 Rancher IRS Auto	15-21	BJ450W	BJ450W			
TRX450 Foreman	98-04	BJ450W	BJ450W			
SXSM500 Pioneer	15-21	BJ154	BJ450W			
TRX500 Foreman	05-19	BJ450W	BJ450W			
TRX500 Rubicon	01-14	BJ450W	BJ450W			
TRX500 Rubicon IRS Auto	15-19	BJ450W	BJ450W			
TRX500 Rubicon IRS Manual	15-19	BJ450W	BJ450W			
SXSM520 Pioneer	2021	BJ154	BJ450W			
TRX520 Foreman	20-21	BJ450W	BJ450W			
TRX520 Rubicon IRS Auto	20-21	BJ450W	BJ450W			
TRX520 Rubicon IRS Manual	20-21	BJ450W	BJ450W			
TRX650 Rincon	03-05	BJ450W	BJ450W			
TRX680 Rincon	06-21	BJ450W	BJ450W			
MUV700 Big Red	09-13	BJ154				
SXS700M2 Pioneer	14-16	BJ154	BJ157			
SXS700M2 Pioneer	17-21	BJ154	BJ450W			
SXS700M2D Pioneer Deluxe	17-21	BJ154	BJ450W			
SXS700M4 Pioneer 4	14-16	BJ154	BJ157			
SXS700M4 Pioneer 4	17-21	BJ154	BJ450W			
SXS700M4D Pioneer 4 Deluxe	17-21	BJ154	BJ450W			
SXS1000M3 Pioneer	16-21	BJ160	BJ450W			
SXS1000M3D Pioneer Deluxe	20-21	BJ160	BJ450W			
SXS1000M3L Pioneer Limited	17-21	BJ160	BJ450W			
SXS1000M5 Pioneer 5	16-21	BJ160	BJ450W			
SXS1000M5D Pioneer 5 Deluxe	16-21	BJ160	BJ450W			
SXS1000M5L Pioneer 5 Limited	17-21	BJ160	BJ450W			
SXS1000S2R Talon R	19-21	BJ159	BJ158			
SXS1000S2X Talon X	19-21	BJ159	BJ158			
SXS1000S4 Talon X4	20-21	BJ159	BJ158			
SXS1000S4D Talon X4 Fox Live	20-21	BJ159	BJ158			

INDEX

WIDE OPEN PARTS

TIRES & WHEELS

BRAKES

AIR, OIL & FUEL

BATTERY & ELECTRICAL

ENGINE

BEARINGS

BUSHINGS

DRIVELINE

AXLES

BELTS

CONTROLS

TOOLS & CHEMICALS

EXHAUST

ACCESSORIES

Ball joints continue on the next page.

PLACE YOUR ORDER WITH US ...

BY PHONE: 1-800-367-9603 » BY FAX: 901-377-3392 » ONLINE: WWW.JMATV.COM





KAWASAKI

MODEL	YEAR	LOWER (2 Required)	UPPER (2 Required)	HIGH PERFORMANCE LOWER	HIGH PERFORMANCE UPPER	KING PIN KIT
KFX50	2003					AK1005
KFX50	04-06					AK1006
KFX80	03-06					AK1005
KLF220 Bayou	88-02					AK1011
KFX250 Mojave	87-04	BJ602W	BJ600			
KLF250 Bayou	03-11					AK1011
KXF250 Tecate	87-88	BJ602W	BJ600			
KEF300 Lakota	95-03	BJ602W	BJ600			
KLF300A Bayou	86-87	BJ605	BJ605			
KLF300B Bayou	88-05	BJ605	BJ605			
KLF300C Bayou 4x4	89-05	BJ602W	BJ600			
KVF300A Prairie 4x4	99-00	BJ602W	BJ607			
KVF300A Prairie 4x4	01-02	BJ603W	BJ607			
KVF300B Prairie 2x4	99-00	BJ602W	BJ607			
KVF300B Prairie 2x4	01-02	BJ603W	BJ607			
KVF360A Prairie 4x4	03-13	BJ604W	BJ607			
KVF360B Prairie	03-11	BJ604W	BJ607			
KVF360C Prairie 4x4	03-13	BJ604W	BJ607			
KFX400	03-06					BJ119
KLF400 Bayou	93-99	BJ602W	BJ600			
KVF400A Prairie 4x4	97-98	BJ602W	BJ607			
KVF400B Prairie	1998	BJ602W	BJ607			
KVF400C Prairie 4x4	99-00	BJ602W	BJ607			
KVF400C Prairie 4x4	01-02	BJ603W	BJ607			
KVF400D Prairie	99-00	BJ602W	BJ607			
KVF400D Prairie	01-02	BJ603W	BJ607			
KFX450R	08-14	BJ604W	BJ604W			
KVF650 Brute force	05-13	BJ604W	BJ607			
KVF650i Brute force IRS	06-13	BJ604W	BJ604W			
KVF650 Prairie	02-03	BJ604W	BJ607			
KFX 700 V-Force	04-09	BJ604W	BJ604W			
KVF700 Prairie	04-06	BJ604W	BJ607			
KVF750 Brute Force	05-21	BJ604W	BJ604W			
KRF750 Teryx	08-13	BJ604W	BJ604W			
KRT750 Teryx 4	12-13	BJ604W	BJ604W			
KRF800 Teryx	14-21	BJ604W	BJ604W			
KRT800 Teryx 4	14-21	BJ604W	BJ604W			
KRX1000 Teryx	20-21	BJ164	BJ164			
KAF400 Mule 600	05-16	BJ641				
KAF400 Mule 610	05-16	BJ641				
KAF400 Mule SX	17-21	BJ641				
KAF620 Mule 2500	94-00	BJ641				
KAF620 Mule 2510	93-00	BJ641				
KAF620 Mule 2520	93-00	BJ641				
KAF620 Mule 3000	01-08	BJ641				
KAF620 Mule 3010	01-08	BJ641				
KAF620 Mule 3020	01-03	BJ641				
KAF620 Mule 4000	09-21	BJ641				
KAK620 Mule 4010	09-21	BJ641				
KAF700 Mule Pro-MX	19-21	BJ604W	BJ604W			
KAF820 Mule Pro-FX	15-20	BJ604W	BJ604W			
KAF820 Mule Pro-FXR	18-20	BJ604W	BJ604W			
KAF820 Mule Pro-FXT	15-20	BJ604W	BJ604W			
KAF950 Mule 2510 Diesel	00-02	BJ641				
KAF950 Mule 3010 Diesel	01-08	BJ641				
KAF950 Mule 4010 Diesel	09-13	BJ641				

Ball joints continue on the next page.



KAWASAKI						
MODEL	YEAR	LOWER (2 Required)	UPPER (2 Required)	HIGH PERFORMANCE LOWER	HIGH PERFORMANCE UPPER	KING PIN KIT
KAF1000 Mule Pro-DX	16-21	BJ604W	BJ604W			
KAF1000 Mule Pro-DXT	16-21	BJ604W	BJ604W			

KYMCO						
MODEL	YEAR	LOWER (2 Required)	UPPER (2 Required)	HIGH PERFORMANCE LOWER	HIGH PERFORMANCE UPPER	KING PIN KIT
375 Maxxer	2010	BJ001W	BJ001W			
375 MXU	09-10	BJ001W	BJ001W			
400 MXU	All	BJ001W	BJ001W			
450i Maxxer	All	BJ001W	BJ001W			
450i MXU	All	BJ001W	BJ001W			
500 MXU IRS	2010	BJ001W	BJ001W			
500i MXU	All	BJ001W	BJ001W			
500 UXV	09-11	BJ001W	BJ001W			
500i UXV	All	BJ001W	BJ001W			

POLARIS						
MODEL	YEAR	LOWER (2 Required)	UPPER (2 Required)	HIGH PERFORMANCE LOWER	HIGH PERFORMANCE UPPER	KING PIN KIT
LSV Electric 4x4	11-12	BJ550W				
Ranger EV 4x4	10-21	BJ550W				
Ranger EV LIION	16-18	BJ550W				
170 RZR	09-19					AK1002
200 Phoenix	05-21	BJ553	BJ553			
200 Sawtooth	06-07	BJ553	BJ553			
250 Big Boss 4x6	89-92	BJ550W				
250 Big Boss 6x6	91-93	BJ550W				
250 Trail Blazer	90-06	BJ550W				
250 Trail Boss 2x4	88-99	BJ550W				
250 Trail Boss 4x4	89-95	BJ550W				
250 Xplorer 4x4	00-02	BJ550W				
300 2x4	94-95	BJ550W				
300 4x4	94-95	BJ550W				
300 Big Boss 6x6	1994	BJ550W				
300 Hawkeye 2x4	06-11	BJ557W		BJ557HP		
300 Hawkeye 4x4	06-07	BJ557W		BJ557HP		
300 Sportsman 4x4	08-10	BJ557W		BJ557HP		
300 Xplorer 4x4	96-99	BJ550W				
300 Xpress	96-99	BJ550W				
325 Ace	14-16	BJ550W				
325 Hawkeye 2x4	2015	BJ550W				
325 Magnum 2x4/4x4	00-02	BJ550W				
325 Ranger ETX	15-16	BJ550W				
325 Sportsman ETX	2015	BJ550W				
325 Trail Boss	00-02	BJ550W				
325 Xpedition	00-02	BJ550W				
330 ATP 4x4	04-05	BJ550W				
330 Magnum 2x4/4x4	03-05	BJ550W				
330 Trail Blazer	08-13	BJ550W				
330 Trail Boss	03-13	BJ550W				
335 Sportsman	99-00	BJ550W				
335 Worker	1999	BJ550W				

INDEX

WIDE OPEN PARTS

TIRES & WHEELS

BRAKES

AIR, OIL & FUEL

BATTERY & ELECTRICAL

ENGINE

BEARINGS

BUSHINGS

DRIVELINE

AXLES

BELTS

CONTROLS

TOOLS & CHEMICALS

EXHAUST

ACCESSORIES



Ball joints continue on the next page.



POLARIS

MODEL	YEAR	LOWER (2 Required)	UPPER (2 Required)	HIGH PERFORMANCE LOWER	HIGH PERFORMANCE UPPER	KING PIN KIT
INDEX	350L 2x4	1993	BJ550W			
	350L 4x4	1993	BJ550W			
WIDE OPEN PARTS	350 Big Boss 6x6	1993	BJ550W			
	350 Sportsman 4x4	1993	BJ550W			
	350 Trail Boss 2x4	90-92	BJ550W			
TIRES & WHEELS	350 Trail Boss 4x4	90-92	BJ550W			
	400L 2x4	94-95	BJ550W			
	400L 4x4	1994	BJ550W			
BRAKES	400 Big Boss 6x6	94-97	BJ550W			
	400 Hawkeye HO 2x4	11-14	BJ550W			
AIR, OIL & FUEL	Magnum 400L 6x6	96-97	BJ550W			
	400 Ranger 4x4	10-14	BJ550W			
	400 Scrambler 2x4	00-02	BJ550W			
BATTERY & ELECTRICAL	400 Scrambler 4x4	95-02	BJ550W			
	400 Sport	94-99	BJ550W			
	400 Sportsman 4x4	94-05	BJ550W			
ENGINE	400 Sportsman HO 4x4	08-10	BJ557W			
	400 Sportsman HO 4x4	11-14	BJ550W			
BEARINGS	400 Trail Blazer	2003	BJ550W			
	400 Xplorer 4x4	95-02	BJ550W			
	400 Xpress 2x4	96-97	BJ550W			
BUSHINGS	425 Magnum 2x4/4x4	95-98	BJ550W			
	425 Magnum 6x6	96-97	BJ550W			
	425 Xpedition	00-02	BJ550W			
DRIVELINE	450 Outlaw	08-10	BJ554	BJ554		
	450 Sportsman	06-07	BJ550W			
AXLES	450 Sportsman HO	16-21	BJ550W			
	455 Diesel 4x4	99-01	BJ550W			
	500 Ace	17-19	BJ550W			
BELTS	500 ATP 4x4	04-05	BJ550W			
	500 ATV Pro	2002	BJ550W			
CONTROLS	500 Big Boss 6x6	98-03	BJ550W			
	500 Magnum 2x4/4x4	99-03	BJ550W			
	500 Outlaw	06-07	BJ554	BJ554		
TOOLS & CHEMICALS	500 Predator	03-06	BJ553	BJ553		
	500 Predator	2007	BJ554	BJ554		
	500 Ranger 2x4	05-09	BJ550W			
EXHAUST	500 Ranger 2x4	2007	BJ550W			
	500 Ranger 2x4	17-21	BJ550W			
	500 Ranger 4x4	99-06	BJ550W			
ACCESSORIES	500 Ranger 4x4	2007	BJ550W			
	500 Ranger 4x4 EFI	06-08	BJ550W			
	500 Ranger 4x4 EFI	09-10	BJ557W	BJ557W	BJ557HP	BJ557HP
	500 Ranger 4x4 EFI	11-13	BJ550W			
	500 Ranger 4x4 EFI	19-21	BJ550W			
	500 Ranger 4x4 EFI Crew	11-13	BJ550W			
	500 Ranger ETX	2017	BJ550W			
	500 Ranger 6x6	99-05	BJ550W			
	500 Scrambler 2x4	00-08	BJ550W			
	500 Scrambler 4x4	97-12	BJ550W			
	500 Sportsman 4x4	96-00	BJ550W			
	500 Sportsman EFI	06-09	BJ550W			
	500 Sportsman HO	01-13	BJ550W			
	500 Sportsman X2	06-09	BJ550W			
	500 Sportsman 6x6	00-08	BJ550W			
	500 Sportsman Touring	08-13	BJ550W			

Ball joints continue on the next page.



POLARIS						
MODEL	YEAR	LOWER (2 Required)	UPPER (2 Required)	HIGH PERFORMANCE LOWER	HIGH PERFORMANCE UPPER	KING PIN KIT
500 Worker 4x4	99-02	BJ550W				
500 Xplorer	1997	BJ550W				
525 Outlaw IRS	07-11	BJ554	BJ554			
525 Outlaw SRA	08-10	BJ554	BJ554			
550 Sportsman XP	09-14	BJ557W	BJ557W	BJ557HP	BJ557HP	
550 Sportsman X2	10-14	BJ557W	BJ557W	BJ557HP	BJ557HP	
550 Sportsman Touring	10-14	BJ557W	BJ557W	BJ557HP	BJ557HP	
570 Ace	15-17	BJ550W				
570 Ace	18-19	BJ155	BJ557W		BJ557HP	
570 Ace HD	15-19	BJ550W				
570 Ace MD	2016	BJ550W				
570 Ranger	14-21	BJ550W				
570 Ranger Crew	14-21	BJ550W				
570 Ranger Full Size	15-16	BJ557W	BJ557W	BJ557HP	BJ557HP	
570 Ranger Full Size	17-21	BJ550W				
570 Ranger Full Size Crew	15-16	BJ557W	BJ557W	BJ557HP	BJ557HP	
570 Ranger Full Size Crew	17-21	BJ550W				
570 Ranger Full Size With Strut	2016	BJ550W				
570 Ranger HD	2019	BJ550W				
570 Ranger XP	2016	BJ557W	BJ557W	BJ557HP	BJ557HP	
570 Ranger-6 Full Size Crew	16-20	BJ550W				
570 RZR	12-21	BJ557W	BJ557W	BJ557HP	BJ557HP	
570 RZR S	2017	BJ557W	BJ557W	BJ557HP	BJ557HP	
570 Sportsman	14-21	BJ550W				
570 Sportsman HD	14-18	BJ550W				
570 Sportsman MD	15-17	BJ550W				
570 Sportsman Premium	2020	BJ155	BJ155			
570 Sportsman Premium	2021	BJ554	BJ554			
570 Sportsman SP	15-20	BJ155	BJ155			
570 Sportsman SP	2021	BJ554	BJ554			
570 Sportsman UTE EPS Quad	2016	BJ550W				
570 Sportsman UTE	15-19	BJ550W				
570 Sportsman UTE HD EPS	2014	BJ550W				
570 Sportsman UTE MD	2016	BJ550W				
570 Sportsman X2	15-20	BJ550W				
570 Sportsman ZUG EPS	16-18	BJ550W				
570 Sportsman Touring	14-20	BJ550W				
570 Sportsman Touring SP	15-18	BJ155	BJ155			
570 Sportsman Touring SP	19-20	BJ554	BJ155			
570 Sportsman 6x6	17-21	BJ550W				
600 Sportsman	03-05	BJ550W				
700 Ranger 4x4	05-08	BJ550W				
700 Ranger 4x4	2009	BJ557W	BJ557W	BJ557HP	BJ557HP	
700 Ranger 4x4 Crew	08-09	BJ550W				
700 Ranger 6x6	06-09	BJ550W				
700 Sportsman	02-07	BJ550W				
700 Sportsman X2	2008	BJ550W				
800 Ranger	10-14	BJ557W	BJ557W	BJ557HP	BJ557HP	
800 Ranger Crew	10-14	BJ557W	BJ557W	BJ557HP	BJ557HP	
800 Ranger Midsize	13-14	BJ550W				
800 Ranger 6x6	10-16	BJ557W	BJ557W	BJ557HP	BJ557HP	
800 RZR	08-14	BJ557W	BJ557W	BJ557HP	BJ557HP	
800 RZR 4	10-14	BJ557W	BJ557W	BJ557HP	BJ557HP	
800 RZR S	09-14	BJ557W	BJ557W	BJ557HP	BJ557HP	
800 Sportsman	05-14	BJ550W				
800 Sportsman 6x6	09-14	BJ550W				

INDEX

WIDE OPEN PARTS

TIRES & WHEELS

BRAKES

AIR, OIL & FUEL

BATTERY & ELECTRICAL

ENGINE

BEARINGS

BUSHINGS

DRIVELINE

AXLES

BELTS

CONTROLS

TOOLS & CHEMICALS

EXHAUST

ACCESSORIES



Ball joints continue on the next page.



POLARIS

MODEL	YEAR	LOWER (2 Required)	UPPER (2 Required)	HIGH PERFORMANCE LOWER	HIGH PERFORMANCE UPPER	KING PIN KIT
800 Sportsman Touring	08-09	BJ550W				
800 Sportsman X2	07-09	BJ550W				
850 Scrambler	13-21	BJ557W	BJ557W	BJ557HP	BJ557HP	
850 Sportsman	19-21	BJ557W	BJ557W	BJ557HP	BJ557HP	
850 Sportsman XP	09-15	BJ557W	BJ557W	BJ557HP	BJ557HP	
850 Sportsman SP	15-18	BJ557W	BJ557W	BJ557HP	BJ557HP	
850 Sportsman High Lifter	16-21	BJ557W	BJ557W	BJ557HP	BJ557HP	
850 Sportsman WV	2014	BJ554	BJ554			
850 Sportsman X2	2011	BJ557W	BJ557W	BJ557HP	BJ557HP	
850 Sportsman Touring	10-14	BJ557W	BJ557W	BJ557HP	BJ557HP	
850 Sportsman Touring SP	15-20	BJ557W	BJ557W	BJ557HP	BJ557HP	
900 Ace EFI EPS	2016	BJ550W				
900 Ace EPS XC	17-19	BJ155	BJ557W		BJ557HP	
900 Ranger XP	13-19	BJ557W	BJ557W	BJ557HP	BJ557HP	
900 Ranger XP Crew	14-19	BJ557W	BJ557W	BJ557HP	BJ557HP	
900 Ranger XP High Lifter	2016	BJ557W	BJ557W	BJ557HP	BJ557HP	
900 Ranger HIPPO MPS	2014	BJ557W	BJ557W	BJ557HP	BJ557HP	
900 Ranger Diesel HST/Deluxe	2014	BJ557W	BJ557W	BJ557HP	BJ557HP	
900 Ranger Diesel	11-14	BJ557W	BJ557W	BJ557HP	BJ557HP	
900 Ranger Diesel Crew	12-14	BJ557W	BJ557W	BJ557HP	BJ557HP	
900 Brutus HD	13-15	BJ557W	BJ557W	BJ557HP	BJ557HP	
900 RZR	11-21	BJ557W	BJ557W	BJ557HP	BJ557HP	
900 RZR 4	12-18	BJ557W	BJ557W	BJ557HP	BJ557HP	
900 RZR S	15-20	BJ557W	BJ557W	BJ557HP	BJ557HP	
925 RZR XP Turbo	16-21	BJ558W	BJ558W	BJ558HDW	BJ558HDW	
925 RZR XP Turbo 4	16-21	BJ558W	BJ558W	BJ558HDW	BJ558HDW	
925 RZR XP Turbo S	18-21	BJ558W	BJ558W	BJ558HDW	BJ558HDW	
925 RZR XP Turbo S Velocity	2020	BJ558W	BJ558W	BJ558HDW	BJ558HDW	
925 RZR XP Turbo S4	19-21	BJ558W	BJ558W	BJ558HDW	BJ558HDW	
925 RZR XP Turbo S4 Velocity	2020	BJ558W	BJ558W	BJ558HDW	BJ558HDW	
925 RZR Pro XP	20-21	BJ558W	BJ558W	BJ558HDW	BJ558HDW	
925 RZR Pro XP 4	20-21	BJ558W	BJ558W	BJ558HDW	BJ558HDW	
1000 General	16-19	BJ557W	BJ557W	BJ557HP	BJ557HP	
1000 General XP	20-21	BJ558W	BJ558W	BJ558HDW	BJ558HDW	
1000 General Deluxe	19-21	BJ557W	BJ557W	BJ557HP	BJ557HP	
1000 General Premium	19-21	BJ557W	BJ557W	BJ557HP	BJ557HP	
1000 General Sport	20-21	BJ557W	BJ557W	BJ557HP	BJ557HP	
1000 General 4	17-21	BJ557W	BJ557W	BJ557HP	BJ557HP	
1000 General XP 4	20-21	BJ558W	BJ558W	BJ558HDW	BJ558HDW	
1000 General XP 4 Deluxe	20-21	BJ558W	BJ558W	BJ558HDW	BJ558HDW	
1000 Ranger EPS	18-20	BJ554	BJ557W		BJ557HP	
1000 Ranger EPS Crew	18-20	BJ554	BJ557W		BJ557HP	
1000 Ranger EPS Crew	2021		BJ558W		BJ558HDW	
1000 Ranger Full Size	2020	BJ554	BJ557W		BJ557HP	
1000 Ranger Full Size	2021		BJ558W		BJ558HDW	
1000 Ranger Full Size Crew	2020	BJ554	BJ557W		BJ557HP	
1000 Ranger XP	2017	BJ557W	BJ557W	BJ557HP	BJ557HP	
1000 Ranger XP	2020	BJ554	BJ557W		BJ557HP	
1000 Ranger XP	2021		BJ558W		BJ558HDW	
1000 Ranger XP Crew	17-18	BJ557W	BJ557W	BJ557HP	BJ557HP	
1000 Ranger XP Crew	19-20	BJ554	BJ557W		BJ557HP	
1000 Ranger XP Crew	2021		BJ558W		BJ558HDW	
1000 Ranger XP NSTR	2017	BJ557W	BJ557W	BJ557HP	BJ557HP	
1000 Ranger XP NSTR	18-20	BJ554	BJ557W		BJ557HP	
1000 Ranger XP NSTR	2021		BJ558W		BJ558HDW	
1000 Ranger XP NSTR Crew	2017	BJ557W	BJ557W	BJ557HP	BJ557HP	

Ball joints continue on the next page.



POLARIS						
MODEL	YEAR	LOWER (2 Required)	UPPER (2 Required)	HIGH PERFORMANCE LOWER	HIGH PERFORMANCE UPPER	KING PIN KIT
1000 Ranger XP NSTR Crew	18-20	BJ554	BJ557W		BJ557HP	
1000 Ranger XP NSTR Crew	2021		BJ558W		BJ558HDW	
1000 Ranger XP High Lifter	17-18	BJ557W	BJ557W	BJ557HP	BJ557HP	
1000 Ranger XP High Lifter	19-20	BJ554	BJ557W		BJ557HP	
1000 Ranger XP High Lifter	2021		BJ558W		BJ558HDW	
1000 Ranger XP High Lifter Crew	17-18	BJ557W	BJ557W	BJ557HP	BJ557HP	
1000 Ranger XP High Lifter Crew	19-20	BJ554	BJ557W		BJ557HP	
1000 Ranger XP High Lifter Crew	2021		BJ558W		BJ558HDW	
1000 Ranger Diesel	15-18	BJ557W	BJ557W	BJ557HP	BJ557HP	
1000 Ranger Diesel Crew	15-18	BJ557W	BJ557W	BJ557HP	BJ557HP	
1000 RZR	14-21	BJ558W	BJ558W	BJ558HDW	BJ558HDW	
1000 RZR 4	14-21	BJ558W	BJ558W	BJ558HDW	BJ558HDW	
1000 RZR S	16-21	BJ557W	BJ557W	BJ557HP	BJ557HP	
1000 RZR S4	19-20	BJ557W	BJ557W	BJ557HP	BJ557HP	
1000 RZR High Lifter	16-21	BJ558W	BJ558W	BJ558HDW	BJ558HDW	
1000 RZR High Lifter 4	17-21	BJ558W	BJ558W	BJ558HDW	BJ558HDW	
1000 RZR RS1	18-21	BJ558W	BJ558W	BJ558HDW	BJ558HDW	
1000 Scrambler MD	15-17	BJ557W	BJ557W	BJ557HP	BJ557HP	
1000 Scrambler XP	14-19	BJ557W	BJ557W	BJ557HP	BJ557HP	
1000 Scrambler XP S	20-21	BJ554	BJ554			
1000 Sportsman High Lifter	16-21	BJ557W	BJ557W	BJ557HP	BJ557HP	
1000 Sportsman MD	15-16	BJ557W	BJ557W	BJ557HP	BJ557HP	
1000 Sportsman XP	15-21	BJ557W	BJ557W	BJ557HP	BJ557HP	
1000 Sportsman XP S	20-21	BJ554	BJ554			
1000 Sportsman Touring	15-21	BJ557W	BJ557W	BJ557HP	BJ557HP	

SUZUKI						
MODEL	YEAR	LOWER (2 Required)	UPPER (2 Required)	HIGH PERFORMANCE LOWER	HIGH PERFORMANCE UPPER	KING PIN KIT
LT50	84-87					AK1006
LTA50	02-05					AK1005
LTZ50	06-20					AK1005
LT80	87-06					AK1005
LT125	83-87					AK1007
LT160	03-04					AK1007
LT160E	89-92					AK1007
LTF160	91-01					AK1007
LT185	84-87					AK1007
LT230E	87-93	BJ101	BJ123			
LT230G	85-86	BJ101	BJ100			
LT230S	85-90	BJ101	BJ123			
LTF230	86-87	BJ101	BJ100			
LT250EF	85-86	BJ101	BJ100			
LT250R	85-92	BJ101	BJ100			
LT250S	89-90		BJ123			
LT4x4 250 Quadrunner	87-98	BJ101	BJ101			
LTF250 2x4	88-01	BJ101	BJ101			
LTF250 Ozark	02-14		BJ119			
LTF250F Quadrunner 4x4	99-02	BJ101	BJ101			
LTZ250	04-09	BJ202	BJ202			
LT300E	87-89	BJ101	BJ100			
LTF300F King Quad	99-02	BJ101	BJ101			
LTF4WDX King Quad 300	91-98	BJ101	BJ101			
LTZ400	03-14		BJ119			
LTA400 Eiger 2x4	02-07	BJ102	BJ102			

Ball joints continue on the next page.

INDEX

WIDE OPEN PARTS

TIRES & WHEELS

BRAKES

AIR, OIL & FUEL

BATTERY & ELECTRICAL

ENGINE

BEARINGS

BUSHINGS

DRIVELINE

AXLES

BELTS

CONTROLS

TOOLS & CHEMICALS

EXHAUST

ACCESSORIES





SUZUKI

MODEL	YEAR	LOWER (2 Required)	UPPER (2 Required)	HIGH PERFORMANCE LOWER	HIGH PERFORMANCE UPPER	KING PIN KIT
LTF400 Eiger 2x4	02-07	BJ102	BJ102			
LTA400F Eiger 4x4	02-07	BJ102	BJ102			
LTF400F Eiger 4x4	02-07	BJ102	BJ102			
LTA400 King Quad 2x4	08-09	BJ102	BJ102			
LTA400F King Quad 4x4	08-20	BJ102	BJ102			
LTF400 King Quad 2x4	08-09	BJ102	BJ102			
LTF400F King Quad 4x4	08-20	BJ102	BJ102			
LTA450X King Quad	07-10	BJ119	BJ119			
LT500R Quadzilla	87-90	BJ101	BJ100			
LTA500F Quad Master Auto	00-01	BJ101				
LTF500F Quadrunner	98-02	BJ101				
LTA500F Vinson	02-07	BJ102	BJ102			
LTF500F Vinson	03-07	BJ102	BJ102			
LTA500X King Quad	09-20	BJ119	BJ119			
LTA700X King Quad	05-07	BJ119	BJ119			
LTV700F Twin Peaks	04-06	BJ603W	BJ607			
LTA750X King Quad	08-20	BJ119	BJ119			

YAMAHA

MODEL	YEAR	LOWER (2 Required)	UPPER (2 Required)	HIGH PERFORMANCE LOWER	HIGH PERFORMANCE UPPER	KING PIN KIT
YFM50 Raptor	04-08					AK1002
YFM80 Badger	92-01					AK1002
YFM80 Grizzly	05-08					AK1002
YFM80 Raptor	02-08					AK1002
YFM100 Champ	89-91					AK1002
YFA125 Breeze	89-04					AK1002
YFM125 Grizzly	04-13					AK1002
YFM200 Moto-4	85-89					AK1003
YFM225 Moto-4	86-88					AK1003
YFM250 Moto-4	89-91					AK1004
YFB250 Timberwolf	92-00		BJ607			
YFM250 Beartracker	99-04	BJ555	BJ607			
YFM250 Bruin	05-06	BJ555	BJ607			
YFM250 Big Bear	07-09	BJ555	BJ607			
YFM350ER Moto-4	87-88					AK1003
YFM350ER Moto-4	89-95					AK1004
YFP350U Terra Pro	1988					AK1004
YFM350 Bruin 2x4	04-06	BJ300W	BJ300W			
YFM350 Bruin 4x4	04-06	BJ300W	BJ300W			
YFM350 Grizzly 2x4	07-11	BJ300W	BJ300W			
YFM350 Grizzly 4x4	07-14	BJ300W	BJ300W			
YFM350 Grizzly IRS	07-11	BJ300W	BJ300W			
YFM350X Wolverine	06-09	BJ300W	BJ300W			
YFM400 Big Bear 2x4	00-04	BJ300W	BJ300W			
YFM400 Big Bear 4x4	00-06	BJ300W	BJ300W			
YFM400 Big Bear IRS	07-12	BJ300W	BJ300W			
YFM400 Grizzly IRS	07-08	BJ300W	BJ300W			
YFM400 Kodiak 2x4	03-04	BJ300W	BJ300W			
YFM400 Kodiak 4x4	03-06	BJ300W	BJ300W			
YFM450 Grizzly EPS	11-14	BJ300W	BJ300W			
YFM450 Grizzly IRS	07-14	BJ300W	BJ300W			
YFM450 Kodiak	03-06	BJ300W	BJ300W			

Ball joints continue on the next page.



YAMAHA						
MODEL	YEAR	LOWER (2 Required)	UPPER (2 Required)	HIGH PERFORMACE LOWER	HIGH PERFORMANCE UPPER	KING PIN KIT
YFM450 Kodiak 4x4	18-21	BJ138	BJ138			
YFM450FX Wolverine	06-10	BJ300W	BJ300W			
YFZ450	04-13	BJ202				
YFZ450R	09-21	BJ202	BJ202			
YFZ450X	10-11	BJ202	BJ202			
YXR450 Rhino	06-09	BJ300W	BJ300W			
YFM550 Grizzly	09-12	BJ138	BJ202			
YFM550 Grizzly	13-14	BJ138	BJ138			
YFM600 Grizzly	98-01		BJ607			
YFM660 Grizzly	02-08	BJ203				
YFM660R Raptor	01-05	BJ202				
YXR660 Rhino	04-07	BJ300W	BJ300W			
YFM700 Grizzly	07-12	BJ138	BJ202			
YFM700 Grizzly	13-21	BJ138	BJ138			
YFM700 Kodiak	16-21	BJ138	BJ138			
YFM700R Raptor	06-14	BJ202				
YFM700R Raptor	15-21	BJ202	BJ202			
YXR700 Rhino	08-13	BJ300W	BJ300W			
YXM700 Viking	14-21	BJ700	BJ700			
YXC700 Viking VI	15-21	BJ700	BJ700			
YXE700 Wolverine	16-18	BJ700	BJ700			
YXE850 Wolverine X2	19-21	BJ700	BJ700			
YXF850 Wolverine X4	18-21	BJ700	BJ700			
YXE1000 Wolverine Rmax 2	2021	BJ153	BJ153			
YXF1000 Wolverine Rmax 4	2021	BJ153	BJ153			
YXZ1000R	16-21	BJ153	BJ153			

INDEX

WIDE OPEN PARTS

TIRES & WHEELS

BRAKES

AIR, OIL & FUEL

BATTERY & ELECTRICAL

ENGINE

BEARINGS

BUSHINGS

DRIVELINE

AXLES

BELTS

CONTROLS

TOOLS & CHEMICALS

EXHAUST

ACCESSORIES



TIE RODS & TIE ROD ENDS

Tie Rods & Tie Rod Ends

Note: Not all tie rod ends include grease zerks.



TR001W



TR002W



TR009W



TR228W



TR058

ARCTIC CAT

MODEL	YEAR	ATV			UTV			
		TIE ROD END KIT*	TIE ROD UPGRADE KIT	TIE ROD UPGRADE KIT REPLACEMENT ENDS*	OUTER TIE ROD END KIT*	RACK TIE ROD KIT LEFT	RACK TIE ROD KIT RIGHT	RACK BOOT KIT
50 2x4	2008	TR1012A						
50 DVX	06-08	TR090A						
50 Y-6	04-05	TR1003A						
50 Y-6	2006	TR090A						
90 2-Stroke	02-04	TR1003A						
90 4-Stroke	04-05	TR1003A						
90 Alterra	17-20	TR1012A						
90 DVX	06-18	TR1012A						
90 Utility 2x4	2006	TR090A						
90 Utility 2x4	07-16	TR1012A						
150 Utility	09-13	TR1016A	TR1001	TR1028A				
150 Utility	14-19	TR1016A						
250 2x4	99-05	TR1027A	TR1011	TR1052A				
250 2x4	06-09	TR1016A	TR1001	TR1028A				
250 4x4	01-05	TR1027A	TR1011	TR1052A				
250 DVX	06-08	TR1016A	TR1001	TR1028A				
300 2x4	98-04	TR1027A	TR1011	TR1052A				
300 2x4	10-16	TR1016A	TR1002	TR1028A				
300 4x4	98-05	TR1027A	TR1011	TR1052A				
300 Alterra	17-20	TR1016A						
300 DVX	09-15	TR1016A	TR1002	TR1028A				
350 CR	2012	TR1012A	TR1011	TR1017A				
350 Utility 4x4	2011	TR1012A	TR1011	TR1017A				
366 FIS w/AT	08-11	TR1027A	TR1011	TR1052A				
375 2x4 w/AT	2002	TR1027A	TR1011	TR1052A				
375 4x4 w/AT	2002	TR1027A	TR1011	TR1052A				
400 2x4	98-01	TR1027A	TR1011	TR1052A				
400 4x4	98-00	TR1027A	TR1011	TR1052A				
400 4x4	14-15	TR1052A	TR1011	TR1052A				
400 4x4 w/AT	2003	TR1027A	TR1011	TR1052A				
400 4x4 w/AT	2004	TR1027A	TR1022	TR1052A				
400 4x4 w/MT	01-04	TR1027A	TR1011	TR1052A				
400 Alterra	16-17	TR1052A	TR1011	TR1052A				
400 DVX	04-08	TR1016A	TR1005	TR1028A				

KEY

* Two (2) kits required

Tie rods & tie rod ends continue on the next page.

TIE RODS & TIE ROD ENDS



ARCTIC CAT								
MODEL	YEAR	ATV			UTV			
		TIE ROD END KIT*	TIE ROD UPGRADE KIT	TIE ROD UPGRADE KIT REPLACEMENT ENDS*	OUTER TIE ROD END KIT*	RACK TIE ROD KIT LEFT	RACK TIE ROD KIT RIGHT	RACK BOOT KIT
400 FIS 2x4 w/AT	03-14	TR1027A	TR1022	TR1052A				
400 FIS 2x4 w/MT	03-04	TR1027A	TR1022	TR1052A				
400 FIS 4x4 TRV	06-14	TR1027A	TR1022	TR1052A				
400 FIS 4x4 w/AT	03-08	TR1027A	TR1022	TR1052A				
400 FIS 4x4 w/AT	13-14	TR1052A	TR1011	TR1052A				
400 FIS 4x4 w/MT	02-08	TR1027A	TR1022	TR1052A				
400 TBX 4x4	04-06	TR1027A	TR1022	TR1052A				
400 VP 4x4 w/AT	05-06	TR1027A	TR1011	TR1052A				
400 VP 4x4 w/MT	05-06	TR1027A	TR1011	TR1052A				
425 4x4	11-12	TR1012A	TR1011	TR1017A				
450 4x4	13-15	TR1052A	TR1011	TR1052A				
450 Alterra	2016	TR1052A	TR1011	TR1052A				
450 Alterra	17-19	TR1052A						
450 H1	10-11	TR1027A	TR1022	TR1052A				
450 XC	11-12	TR1012A	TR1011	TR1017A				
450 XC	13-17	TR1052A	TR1011	TR1052A				
450i EFI	2012	TR1027A	TR1022	TR1052A				
450i EFI TRV	11-12	TR1027A	TR1022	TR1052A				
454 Bearcat	96-98	TR1027A	TR1011	TR1052A				
500 4x4	98-99	TR1027A	TR1011	TR1052A				
500 4x4 w/AT	00-02	TR1027A	TR1011	TR1052A				
500 4x4 w/MT	00-01	TR1027A	TR1011	TR1052A				
500 Alterra	17-18	TR1052A						
500 Alterra TRV	2017	TR1061A						
500 Alterra XT	2016	TR1061A						
500 EFI 4x4 w/AT	13-14	TR1027A	TR1022	TR1052A				
500 EFI 4x4 w/AT	15-17	TR1061A						
500 FIS 4x4 w/AT	02-09	TR1027A	TR1022	TR1052A				
500 FIS 4x4 w/MT	02-09	TR1027A	TR1022	TR1052A				
500 FIS TBX 4x4	02-06	TR1027A	TR1022	TR1052A				
500 FIS TRV 4x4	03-08	TR1027A	TR1022	TR1052A				
500 Prowler HDX	14-15				TR074			
500 Prowler HDX LTD	2014				TR074			
500 Prowler HDX XT	14-17				TR074			
500 TRV	13-14	TR1027A	TR1022	TR1052A				
500 TRV	2015	TR1061A						
500 XR	2015	TR1061A						
500 XT EFI	13-14	TR1027A	TR1022	TR1052A				
550 Alterra	2016	TR1061A						
550 Alterra TRV	2017	TR1061A						
550 Alterra XT	2016	TR1061A						
550 EFI 4x4	12-13	TR1027A	TR1022	TR1052A				
550 EFI 4x4	2014	TR1061A						
550 GT EFI 4x4	2012	TR1027A	TR1022	TR1052A				
550 H1 FIS 4x4	09-11	TR1027A	TR1022	TR1052A				
550 LTD EFI	11-14	TR1027A	TR1022	TR1052A				
550 Prowler	2009				TR074			
550 Prowler XT	10-15				TR074			
550 TRV	09-11	TR1027A	TR1022	TR1052A				
550 TRV	14-15	TR1061A						
550 TRV XT	2013	TR1027A	TR1022	TR1052A				
550 TRV XT	14-15	TR1061A						
550 XR	2015	TR1061A						
550 XT	2013	TR1027A	TR1022	TR1052A				
550 XT	2014	TR1061A						

- INDEX
- WIDE OPEN PARTS
- TIRES & WHEELS
- BRAKES
- AIR, OIL & FUEL
- BATTERY & ELECTRICAL
- ENGINE
- BEARINGS
- BUSHINGS
- DRIVELINE**
- AXLES
- BELTS
- CONTROLS
- TOOLS & CHEMICALS
- EXHAUST
- ACCESSORIES

Tie rods & tie rod ends continue on the next page.



TIE RODS & TIE ROD ENDS



ARCTIC CAT								
INDEX	MODEL	YEAR	ATV			UTV		
			TIE ROD END KIT*	TIE ROD UPGRADE KIT	TIE ROD UPGRADE KIT REPLACEMENT ENDS*	OUTER TIE ROD END KIT*	RACK TIE ROD KIT LEFT	RACK TIE ROD KIT RIGHT
	570 Alterra	19-20	TR1061A					
WIDE OPEN PARTS	650 H1	07-11	TR1027A	TR1022	TR1052A			
	650 V2	04-06	TR1027A	TR1022	TR1052A			
TIRES & WHEELS	650 H1 MudPro	10-11	TR1027A	TR1022	TR1052A			
	650 H1 TBX	07-09	TR1027A	TR1022	TR1052A			
	650 Prowler	07-08				TR074		
BRAKES	650 Prowler XT	06-08				TR074		
	650 TRV	07-08	TR1027A	TR1022	TR1052A			
	650 TRV	2009	TR1061A					
AIR, OIL & FUEL	650i 4x4	2012	TR1027A	TR1022	TR1052A			
	700 Alterra	16-20	TR1061A					
BATTERY & ELECTRICAL	700 Alterra MudPro	18-19	TR1061A					
	700 Alterra TBX	18-20	TR1061A					
	700 Alterra TRV	17-20	TR1061A					
ENGINE	700 Alterra VLX	2018	TR1061A					
	700 Alterra XT	16-19	TR1061A					
	700 EFI	07-14	TR1027A	TR1022	TR1052A			
BEARINGS	700 MudPro	09-13	TR1027A	TR1022	TR1052A			
	700 MudPro	14-17	TR1061A					
	700 Prowler HDX	12-14				TR074		
BUSHINGS	700 Prowler HDX XT	15-17				TR074		
	700 Prowler HDX XT Crew	2017				TR074		
DRIVELINE	700 Prowler XT	09-17				TR074		
	700 Prowler XTX	08-14				TR074		
	700 TBX	10-14	TR1027A	TR1022	TR1052A			
AXLES	700 TBX	15-17	TR1061A					
	700 TRV	08-13	TR1027A	TR1022	TR1052A			
	700 TRV	14-16	TR1061A					
BELTS	700 VLX	2017	TR1061A					
	700 XR	2015	TR1061A					
CONTROLS	700 XT	13-14	TR1027A	TR1022	TR1052A			
	900 Stampede	17-18				TR063		
	900 Stampede 4	2018				TR063		
TOOLS & CHEMICALS	1000 Alterra TRV	2017	TR1061A					
	1000 H2	2011	TR1027A	TR1022	TR1052A			
	1000 MudPro	10-14	TR1027A	TR1022	TR1052A			
EXHAUST	1000 MudPro	15-17	TR1061A					
	1000 Thundercat	08-10	TR1027A	TR1022	TR1052A			
	1000 TRV	09-13	TR1027A	TR1022	TR1052A			
	1000 TRV	14-15	TR1061A					
	1000 XT	2013	TR1027A	TR1022	TR1052A			
	1000 XT	14-17	TR1061A					
	1000i GT	2012	TR1027A	TR1022	TR1052A			
	1000 Havoc X	2018				TR063		
	1000 Prowler XT	15-17				TR074		
	1000 Prowler XTZ	09-14				TR074		
	1000 Wildcat	13-14	TR1056A	TR1039	TR1056A			
	1000 Wildcat 4	13-14	TR1056A	TR1039	TR1056A			
	1000 Wildcat 4X	14-16	TR1056A	TR1039	TR1056A			
	1000 Wildcat GT	12-13	TR1056A	TR1039	TR1056A			
	1000 Wildcat X	13-16	TR1056A	TR1039	TR1056A			
	1000 Wildcat X	18-19	TR1056A	TR1039	TR1056A			

KEY

* Two (2) kits required

Tie rods & tie rod ends continue on the next page.

TIE RODS & TIE ROD ENDS



CAN AM							
MODEL	YEAR	ATV			UTV		
		TIE ROD END KIT*	TIE ROD UPGRADE KIT	TIE ROD UPGRADE KIT REPLACEMENT ENDS*	OUTER TIE ROD END KIT*	RACK TIE ROD KIT LEFT	RACK TIE ROD KIT RIGHT
50 DS	02-06	TR1003A					
50 Quest	2003	TR1003A					
90 DS 2 STROKE	02-06	TR1003A					
90 DS 4 STROKE	02-07	TR1003A					
90 Quest 4 STROKE	2003	TR1003A					
175 Rally	03-07	TR1003A					
330 Outlander	04-05	TR1009A	TR1024	TR1009A			
400 Outlander	03-15	TR1009A	TR1024	TR1009A			
400 Outlander Max	05-15	TR1009A	TR1024	TR1009A			
450 DS	08-15		TR1023	TR1028A			
450 Outlander	15-20	TR1034A	TR1025	TR1034A			
450 Outlander Max	15-20	TR1034A	TR1025	TR1034A			
450 Outlander 6x6 Max	19-20	TR1034A					
500 Defender	17-20				TR1078	TR1083L	TR1083R
500 Outlander	07-12	TR1009A	TR1024	TR1009A			TR3002
500 Outlander	13-15	TR1034A	TR1025	TR1034A			
500 Outlander Max	07-12	TR1009A	TR1024	TR1009A			
500 Outlander Max	13-15	TR1034A	TR1025	TR1034A			
500 Quest	02-04	TR1034A	TR1025	TR1034A			
500 Renegade	08-12	TR1009A	TR1024	TR1009A			
500 Renegade	13-15	TR1034A	TR1025	TR1034A			
500 Traxter	99-05	TR1034A	TR1025	TR1034A			
570 Outlander	16-20	TR1034A	TR1025	TR1034A			
570 Outlander Max	16-20	TR1034A	TR1025	TR1034A			
570 Outlander XMR	16-20	TR1034A	TR1025	TR1034A			
570 Renegade	16-18	TR1034A	TR1025	TR1034A			
570 Renegade	19-20	TR1034A		TR1034A			
570 Renegade XMR	17-18	TR1034A	TR1025	TR1034A			
570 Renegade XMR	19-20	TR1034A		TR1034A			
650 DS	00-07	TR1034A					
650 Outlander	06-12	TR1009A	TR1024	TR1009A			
650 Outlander	13-18	TR1034A	TR1025	TR1034A			
650 Outlander	19-20	TR1034A		TR1034A			
650 Outlander Max	06-12	TR1009A	TR1024	TR1009A			
650 Outlander Max	13-15	TR1034A	TR1025	TR1034A			
650 Outlander 6x6	15-18	TR1034A	TR1025	TR1034A			
650 Outlander 6x6 Max	19-20	TR1034A					
650 Outlander XMR	13-18	TR1034A	TR1025	TR1034A			
650 Outlander XMR	19-20	TR1034A		TR1034A			
650 Quest	02-04	TR1034A	TR1025	TR1034A			
650 Renegade	2018	TR1034A	TR1025	TR1034A			
650 Renegade	2019	TR1034A		TR1034A			
650 Traxter	04-05	TR1034A	TR1025	TR1034A			
800 Commander	2011				TR072W	TR1046L	TR1046R
800 Commander	2012				TR085	TR1047L	TR1047R
800 Commander Early Build 14mm	2013				TR049	TR085L	TR085R
800 Commander Late Build 16mm	2013				TR049	TR1057L	TR1057R
800 Commander	14-19				TR049	TR1057L	TR1057R
800 Commander	2020				TR049		
800 Commander Max	16-19				TR049	TR1057L	TR1057R
800 Commander Max	2020				TR049		
800 Defender	16-20				TR1078	TR1083L	TR1083R
800 Defender Max	17-20				TR1078	TR1083L	TR1083R
800 Maverick Trail	18-20				TR1078	TR1080L	TR1080R

- INDEX
- WIDE OPEN PARTS
- TIRES & WHEELS
- BRAKES
- AIR, OIL & FUEL
- BATTERY & ELECTRICAL
- ENGINE
- BEARINGS
- BUSHINGS
- DRIVELINE
- AXLES
- BELTS
- CONTROLS
- TOOLS & CHEMICALS
- EXHAUST
- ACCESSORIES

Tie rods & tie rod ends continue on the next page.



TIE RODS & TIE ROD ENDS



INDEX

WIDE OPEN PARTS

TIRES & WHEELS

BRAKES

AIR, OIL & FUEL

BATTERY & ELECTRICAL

ENGINE

BEARINGS

BUSHINGS

DRIVELINE

AXLES

BELTS

CONTROLS

TOOLS & CHEMICALS

EXHAUST

ACCESSORIES

CAN AM								
MODEL	YEAR	ATV			UTV			
		TIE ROD END KIT*	TIE ROD UPGRADE KIT	TIE ROD UPGRADE KIT REPLACEMENT ENDS*	OUTER TIE ROD END KIT*	RACK TIE ROD KIT LEFT	RACK TIE ROD KIT RIGHT	RACK BOOT KIT
800 Outlander STD	06-11	TR1009A	TR1024	TR1009A				
800 Outlander STD	12-15	TR1034A	TR1025	TR1034A				
800 Outlander XT	06-12	TR1009A	TR1024	TR1009A				
800 Outlander XT	13-14	TR1034A	TR1025	TR1034A				
800 Outlander XXC	2011	TR1009A	TR1024	TR1009A				
800 Outlander Max	06-08	TR1009A	TR1024	TR1009A				
800 Outlander Max	2015	TR1034A	TR1025	TR1034A				
800 Outlander LTD Max	07-12	TR1009A	TR1024	TR1009A				
800 Outlander STD Max	09-11	TR1009A	TR1024	TR1009A				
800 Outlander STD Max	12-14	TR1034A	TR1025	TR1034A				
800 Outlander XT Max	06-12	TR1009A	TR1024	TR1009A				
800 Outlander XT Max	13-14	TR1034A	TR1025	TR1034A				
800 Outlander XMR	11-12	TR1009A	TR1024	TR1009A				
800 Outlander XMR	2015	TR1034A	TR1025	TR1034A				
800 Renegade	07-11	TR1009A	TR1024	TR1009A				
800 Renegade	12-15	TR1034A	TR1025	TR1034A				
800 Renegade XXC	10-11	TR1009A	TR1024	TR1009A				
800 Renegade XXC	12-14	TR1034A	TR1025	TR1034A				
850 Outlander	16-18	TR1034A	TR1025	TR1034A				
850 Outlander	19-20	TR1034A		TR1034A				
850 Outlander Max	16-18	TR1034A	TR1025	TR1034A				
850 Outlander Max	19-20	TR1034A		TR1034A				
850 Outlander XMR	16-18	TR1034A	TR1025	TR1034A				
850 Outlander XMR	19-20	TR1034A		TR1034A				
850 Renegade	16-18	TR1034A	TR1025	TR1034A				
850 Renegade	19-20	TR1034A		TR1034A				
850 Renegade XXC	16-18	TR1034A	TR1025	TR1034A				
850 Renegade XXC	19-20	TR1034A		TR1034A				
900 Maverick X3	17-18				TR048	TR1082	TR1082	
900 Maverick X3 Turbo	18-20				TR048	TR1082	TR1082	
900 Maverick X3 Turbo Max	18-20				TR048	TR1082	TR1082	
900 Maverick X3 Turbo R	18-20				TR048	TR1082	TR1082	
900 Maverick X3 Turbo R Max	18-20				TR048	TR1082	TR1082	
900 Maverick X3 XDS	2017				TR048	TR1082	TR1082	
900 Maverick X3 XDS Turbo R/RR	18-20				TR048	TR1082	TR1082	
900 Maverick X3 XDS Turbo R/RR Max	18-20				TR048	TR1082	TR1082	
900 Maverick X3 XMR Turbo	18-20				TR048	TR1082	TR1082	
900 Maverick X3 XMR Turbo R/RR	18-20				TR048	TR1081	TR1081	
900 Maverick X3 XMR Turbo RR Max	2020				TR048	TR1082	TR1082	
900 Maverick X3 XRC Turbo	18-20				TR048	TR1082	TR1082	
900 Maverick X3 XRC Turbo R/RR	18-20				TR048	TR1081	TR1081	
900 Maverick X3 XRS	2017				TR048	TR1082	TR1082	
900 Maverick X3 XRS Turbo R/RR	18-20				TR048	TR1081	TR1081	
900 Maverick X3 XRS Turbo R/RR Max	18-20				TR048	TR1081	TR1081	
1000 Commander	2011				TR072W	TR1046L	TR1046R	TR3003W
1000 Commander	2012				TR085	TR1047L	TR1047R	TR3003W
1000 Commander Early Build 14mm	2013				TR049	TR085L	TR085R	TR3003W
1000 Commander Late Build 16mm	2013				TR049	TR1057L	TR1057R	TR3003W

KEY

* Two (2) kits required

Tie rods & tie rod ends continue on the next page.



TIE RODS & TIE ROD ENDS



CAN AM								
MODEL	YEAR	ATV			UTV			
		TIE ROD END KIT*	TIE ROD UPGRADE KIT	TIE ROD UPGRADE KIT REPLACEMENT ENDS*	OUTER TIE ROD END KIT*	RACK TIE ROD KIT LEFT	RACK TIE ROD KIT RIGHT	RACK BOOT KIT
1000 Commander	14-19				TR049	TR1057L	TR1057R	TR3002
1000 Commander	2020				TR049			TR3002
1000 Commander Max	14-19				TR049	TR1057L	TR1057R	TR3002
1000 Commander Max	2020				TR049			TR3002
1000 Defender / DPS	16-20				TR1078	TR1083L	TR1083R	TR3002
1000 Defender PRO	2020				TR1078	TR1083L	TR1083R	TR3002
1000 Defender XT	16-20				TR1078	TR1083L	TR1083R	TR3002
1000 Defender XTP	18-20				TR1078	TR1083L	TR1083R	TR3002
1000 Defender XMR	2018				TR1078	TR1084L	TR1084R	TR3002
1000 Defender XMR	19-20				TR1078	TR1083L	TR1083R	TR3002
1000 Defender XMR Max	19-20				TR1078	TR1084L	TR1084R	TR3002
1000 Defender Max	17-20				TR1078	TR1083L	TR1083R	TR3002
1000 Defender Lone Star Max	2018				TR1078	TR1084L	TR1084R	TR3002
1000 Defender Lone Star Max	19-20				TR1078	TR1083L	TR1083R	TR3002
1000 Maverick STD	13-18				TR048	TR048L	TR048R	TR3002
1000 Maverick STD Max	14-18				TR048	TR048L	TR048R	TR3002
1000 Maverick Turbo	16-17				TR048	TR048L	TR048R	TR3002
1000 Maverick Turbo Max	16-17				TR048	TR048L	TR048R	TR3002
1000 Maverick XC	16-17				TR048	TR048L	TR048R	TR3002
1000 Maverick XDS	15-16				TR048	TR048L	TR048R	TR3002
1000 Maverick XDS Max	14-16				TR048	TR048L	TR048R	TR3002
1000 Maverick XDS Turbo	15-16				TR048	TR048L	TR048R	TR3002
1000 Maverick XDS Turbo Max	15-17				TR048	TR048L	TR048R	TR3002
1000 Maverick XMR	14-18				TR048	TR048L	TR048R	TR3002
1000 Maverick XMR Max	17-18				TR048	TR048L	TR048R	TR3002
1000 Maverick XRS	13-15				TR048	TR048L	TR048R	TR3002
1000 Maverick XRS Max	14-15				TR048	TR048L	TR048R	TR3002
1000 Maverick XRS Turbo	2016				TR048	TR048L	TR048R	TR3002
1000 Maverick XRS Turbo Max	16-17				TR048	TR048L	TR048R	TR3002
1000 Maverick XXC	14-17				TR048	TR1068L	TR1068R	TR3002
1000 Maverick XXC Max	2016				TR048	TR048L	TR048R	TR3002
1000 Maverick Sport	19-20				TR1078			TR3002
1000 Maverick Sport Max	19-20				TR1078			TR3002
1000 Maverick Sport XMR	19-20				TR1078			TR3002
1000 Maverick Sport XRC	19-20				TR1078			TR3002
1000 Maverick Sport XXC	2020				TR1078			TR3002
1000 Maverick Trail	18-20				TR1078	TR1080L	TR1080R	TR3002
1000 Outlander	12-18	TR1034A	TR1025	TR1034A				
1000 Outlander	19-20	TR1034A		TR1034A				
1000 Outlander XMR	13-18	TR1034A	TR1025	TR1034A				
1000 Outlander XMR	19-20	TR1034A		TR1034A				
1000 Outlander Max	15-18	TR1034A	TR1025	TR1034A				
1000 Outlander Max	19-20	TR1034A		TR1034A				
1000 Outlander 6x6	15-18	TR1034A	TR1025	TR1034A				
1000 Outlander 6x6 Max	19-20	TR1034A		TR1034A				
1000 Renegade	12-19	TR1034A	TR1025	TR1034A				
1000 Renegade XMR	16-18	TR1034A	TR1025	TR1034A				
1000 Renegade XMR	19-20	TR1034A		TR1034A				
1000 Renegade XXC	12-20	TR1034A		TR1034A				
1000 Renegade XXC	12-18		TR1025	TR1034A				
1000 Renegade XXC	19-20			TR1034A				

- INDEX
- WIDE OPEN PARTS
- TIRES & WHEELS
- BRAKES
- AIR, OIL & FUEL
- BATTERY & ELECTRICAL
- ENGINE
- BEARINGS
- BUSHINGS
- DRIVELINE
- AXLES
- BELTS
- CONTROLS
- TOOLS & CHEMICALS
- EXHAUST
- ACCESSORIES

Tie rods & tie rod ends continue on the next page.



TIE RODS & TIE ROD ENDS



INDEX

WIDE OPEN PARTS

TIRES & WHEELS

BRAKES

AIR, OIL & FUEL

BATTERY & ELECTRICAL

ENGINE

BEARINGS

BUSHINGS

DRIVELINE

AXLES

BELTS

CONTROLS

TOOLS & CHEMICALS

EXHAUST

ACCESSORIES



CF MOTO								
MODEL	YEAR	ATV			UTV			
		TIE ROD END KIT*	TIE ROD UPGRADE KIT	TIE ROD UPGRADE KIT REPLACEMENT ENDS*	OUTER TIE ROD END KIT*	RACK TIE ROD KIT LEFT	RACK TIE ROD KIT RIGHT	RACK BOOT KIT
C FORCE 400 AU	16-18	TR1028A	TR1002	TR1028A				
C FORCE 500 HO	14-17	TR1028A	TR1042	TR1028A				
C FORCE 500 HO	2018	TR1028A	TR1002	TR1028A				
C FORCE 500 S	15-16	TR1028A	TR1042	TR1028A				
C FORCE 500 S	2017	TR1028A	TR1002	TR1028A				
C FORCE 500 S	2018	TR1028A	TR1042	TR1028A				
C FORCE 500 X5 L Carb	2014	TR1028A	TR1009	TR1028A				
C FORCE 500 X5 L EFI	2014	TR1028A	TR1009	TR1028A				
C FORCE 500 X5 S Carb	2014	TR1028A	TR1009	TR1028A				
C FORCE 500 X5 S EFI	2014	TR1028A	TR1009	TR1028A				
C FORCE 500-2 L	11-12	TR1028A	TR1009	TR1028A				
C FORCE 500-2 S	07-14	TR1028A	TR1009	TR1028A				
C FORCE 500-2A L	07-14	TR1028A	TR1009	TR1028A				
C FORCE 800	15-17	TR1028A	TR1042	TR1028A				
C FORCE X5 500 L Carb	11-13	TR1028A	TR1009	TR1028A				
C FORCE X5 500 L EFI	11-13	TR1028A	TR1009	TR1028A				
C FORCE X5 500 S Carb	11-13	TR1028A	TR1009	TR1028A				
C FORCE X5 500 S EFI	11-12	TR1028A	TR1009	TR1028A				
C FORCE X6 600	2013	TR1028A	TR1009	TR1028A				
C FORCE X6 600 L	11-12	TR1028A	TR1009	TR1028A				
C FORCE X6 600 S	11-12	TR1028A	TR1009	TR1028A				
C FORCE X6 X-Lander	2012	TR1028A	TR1009	TR1028A				
C FORCE X600 L	2014	TR1028A	TR1009	TR1028A				
C FORCE X600 S	2014	TR1028A	TR1009	TR1028A				
C FORCE X8 X-Lander	12-14	TR1028A	TR1009	TR1028A				

HONDA								
MODEL	YEAR	ATV			UTV			
		TIE ROD END KIT*	TIE ROD UPGRADE KIT	TIE ROD UPGRADE KIT REPLACEMENT ENDS*	OUTER TIE ROD END KIT*	RACK TIE ROD KIT LEFT	RACK TIE ROD KIT RIGHT	RACK BOOT KIT
TRX70	86-87	TR1001A						
TRX90/EX/X	93-21	TR1001A						
TRX125	85-88	TR1001A						
TRX200	1984	TR1001A						
TRX200/D	90-97	TR1008W	TR1126	TR1008A				
TRX200SX	86-88	TR1001A						
FL250 Odessey	77-84	TR1001A						
TRX250 Fourtrax	85-86	TR1001A						
TRX250 Fourtrax	1987	TR1005A						
TRX250 Recon	97-21	TR1008W	TR1130	TR1008A				
TRX250R	86-89	TR1006W	TR1011	TR1017A				
TRX250X	87-92	TR1006W	TR1012	TR1017A				
TRX250EX/X	01-21	TR1008W	TR1130	TR1008A				
TRX300E/X	93-09	TR1006W	TR1012	TR1017A				
TRX300 Fourtrax 2x4	88-92	TR1008W	TR1035	TR1008A				
TRX300 Fourtrax 2x4	93-00	TR1008W	TR1128	TR1008A				
TRX300 Fourtrax 4x4	88-00	TR1008W	TR1128	TR1008A				
TRX350	86-87	TR1003A						

KEY

* Two (2) kits required

Tie rods & tie rod ends continue on the next page.

TIE RODS & TIE ROD ENDS



HONDA								
MODEL	YEAR	ATV			UTV			
		TIE ROD END KIT*	TIE ROD UPGRADE KIT	TIE ROD UPGRADE KIT REPLACEMENT ENDS*	OUTER TIE ROD END KIT*	RACK TIE ROD KIT LEFT	RACK TIE ROD KIT RIGHT	RACK BOOT KIT
TRX350D	87-89	TR1003A						
TRX350 Rancher	00-06	TR1008W	TR1126	TR1008A				
FL400 Pilot	1989	TR1008W						
TRX400EX/X	99-14	TR1006W	TR1021	TR1017A				
TRX400 Rancher	04-07	TR1008W	TR1126	TR1008A				
TRX400 Foreman	95-03	TR1008W	TR1126	TR1008A				
TRX420 Rancher SRA Manual 2x4	07-13	TR1008W	TR1126	TR1008A				
TRX420 Rancher SRA Manual 2x4	14-21	TR1008W	TR1128	TR1008A				
TRX420 Rancher SRA Manual 4x4	07-21	TR1008W	TR1128	TR1008A				
TRX420 Rancher IRS Auto	09-14	TR1008W	TR1128	TR1008A				
TRX420 Rancher IRS Auto	15-21	TR1008W	TR1029	TR1008A				
TRX420 Rancher SRA Auto	14-21	TR1008W	TR1128	TR1008A				
TRX450 Foreman	98-04	TR1008W	TR1029	TR1008A				
TRX450R	04-09	TR1006W	TR1013	TR1017A				
TRX450ER	06-14	TR1006W	TR1013	TR1017A				
SXS500M Pioneer	15-21				TR078	TR1099	TR1099	TR3008
TRX500 Foreman	05-13	TR1008W	TR1027	TR1008A				
TRX500 Foreman	14-19	TR1008W	TR1029	TR1008A				
TRX500 Rubicon	01-14	TR1008W	TR1027	TR1008A				
TRX500 Rubicon IRS	15-19	TR1008W	TR1029	TR1008A				
SXS520M Pioneer	2021				TR078	TR1099	TR1099	TR3008
TRX520 Foreman	20-21	TR1008W	TR1029	TR1008A				
TRX520 Rubicon IRS	20-21	TR1008W	TR1029	TR1008A				
TRX650 Rincon	03-05	TR1008W	TR1027	TR1008A				
TRX680 Rincon	06-21	TR1008W	TR1027	TR1008A				
TRX700XX	08-09	TR1006W						
SXS700M2 Pioneer	14-21				TR1096	TR1100	TR1100	TR3008
SXS700M2D Pioneer Deluxe	17-21				TR1096	TR1100	TR1100	TR3008
SXS700M4 Pioneer 4	14-21				TR1096	TR1100	TR1100	TR3008
SXS700M4D Pioneer 4 Deluxe	17-21				TR1096	TR1100	TR1100	TR3008
SXS1000M3 Pioneer	16-21				TR1098	TR1102L	TR1102R	TR3008
SXS1000M3D Pioneer Deluxe	20-21				TR1098	TR1102L	TR1102R	TR3008
SXS1000M3L Pioneer Limited	17-21				TR1098	TR1102L	TR1102R	TR3008
SXS1000M5 Pioneer 5	16-21				TR1098	TR1102L	TR1102R	TR3008
SXS1000M5D Pioneer 5 Deluxe	16-21				TR1098	TR1102L	TR1102R	TR3008
SXS1000M5L Pioneer 5 Limited	17-21				TR1098	TR1102L	TR1102R	TR3008
SXS1000S2R Talon R	19-21				TR1095	TR1097	TR1097	TR3007
SXS1000S2X Talon X	19-21				TR1095	TR1101	TR1101	TR3007
SXS1000S4 Talon X4	2020				TR1095	TR1101	TR1101	TR3007
SXS1000S4X Talon X4	2021				TR1095	TR1101	TR1101	TR3007

- INDEX
- WIDE OPEN PARTS
- TIRES & WHEELS
- BRAKES
- AIR, OIL & FUEL
- BATTERY & ELECTRICAL
- ENGINE
- BEARINGS
- BUSHINGS
- DRIVELINE**
- AXLES
- BELTS
- CONTROLS
- TOOLS & CHEMICALS
- EXHAUST
- ACCESSORIES

Tie rods & tie rod ends continue on the next page.

PLACE YOUR ORDER WITH US ...

BY PHONE: 1-800-367-9603 » BY FAX: 901-377-3392 » ONLINE: WWW.JMATV.COM



TIE RODS & TIE ROD ENDS



JOHN DEERE

MODEL	YEAR	ATV			UTV			
		TIE ROD END KIT*	TIE ROD UPGRADE KIT	TIE ROD UPGRADE KIT REPLACEMENT ENDS*	OUTER TIE ROD END KIT*	RACK TIE ROD KIT LEFT	RACK TIE ROD KIT RIGHT	RACK BOOT KIT
500 Trail Buck Utility	All	TR1034A						
650 Trail Buck	All	TR1034A	TR1025	TR1034A				

KAWASAKI

MODEL	YEAR	ATV			UTV			
		TIE ROD END KIT*	TIE ROD UPGRADE KIT	TIE ROD UPGRADE KIT REPLACEMENT ENDS*	OUTER TIE ROD END KIT*	RACK TIE ROD KIT LEFT	RACK TIE ROD KIT RIGHT	RACK BOOT KIT
KFX50	03-06	TR1004A						
KFX80	03-06	TR1014A						
KLF110	87-88	TR1012A						
KLF185 Bayou	85-88	TR1012A						
KLF220 Bayou	88-02	TR1012A	TR1020	TR1017A				
KLF250 Bayou	03-11	TR1012A	TR1020	TR1017A				
KXF250 Tecate	87-88	TR1012A	TR1019	TR1017A				
KFX250 Mojave	87-04	TR1012A	TR1019	TR1017A				
KEF300 Lakota	95-03	TR1012A	TR1019	TR1017A				
KLF300 Bayou	89-05	TR1012A	TR1015	TR1017A				
KVF300 Brute Force	12-20	TR1016A	TR1010	TR1028A				
KVF300 Prairie	99-00	TR1012A						
KVF300 Prairie	01-02	TR1013A						
KVF360 Prairie	03-13	TR1009A						
KLF400 Bayou	93-99	TR1012A	TR1015	TR1017A				
KVF400 Prairie	97-00	TR1012A	TR1015	TR1017A				
KVF400 Prairie	01-02	TR1013A						
KFX400	2003	TR1012A	TR1013	TR1017A				
KFX400	04-06	TR1016A	TR1005	TR1028A				
KFX450R	08-14	TR1028A	TR1007	TR1028A				
KVF650 Prairie	02-03	TR1023A						
KVF650 Brute Force	05-13	TR1023A						
KVF650i Brute Force	06-13	TR1006W	TR1013	TR1017A				
KFX700 V-Force	04-09	TR1024A	TR1013	TR1017A				
KVF700 Prairie	04-06	TR1023A						
KVF750 Brute Force	05-21	TR1006W	TR1013	TR1017A				
KRF750 Teryx	08-13				TR059	TR1044L	TR1044R	TR3002
KRT750 Teryx 4	12-13				TR065			
KRF800 Teryx 4x4	14-21				TR065			
KRT800 Teryx 4	14-21				TR065			
KRX1000 Teryx	20-21				TR1104	TR1103	TR1103	TR3009
KAF400 Mule 600	05-16				TR073			
KAF400 Mule 610	05-16				TR073			
KAF400 Mule SX	17-20				TR073			
KAF450 Mule 1000	1988				TR1074			
KAF540 Mule 2010	1990				TR1074			
KAF540 Mule 2020	1990				TR1074			
KAF540 Mule 2030	1991				TR1074			
KAF620 Mule 2500	94-00				TR1074			
KAF620 Mule 2510	93-00				TR1074			

KEY

* Two (2) kits required

Tie rods & tie rod ends continue on the next page.



KAWASAKI								
MODEL	YEAR	ATV			UTV			
		TIE ROD END KIT*	TIE ROD UPGRADE KIT	TIE ROD UPGRADE KIT REPLACEMENT ENDS*	OUTER TIE ROD END KIT*	RACK TIE ROD KIT LEFT	RACK TIE ROD KIT RIGHT	RACK BOOT KIT
KAF620 Mule 2520	93-00				TR1074			
KAF620 Mule 3000	01-08				TR1074			
KAF620 Mule 3010	01-08				TR1074			
KAF620 Mule 3020	01-03				TR1074			
KAF620 Mule 4000	09-20				TR1074			
KAF620 Mule 4010	09-21				TR1074			
KAF700 Mule PRO MX	19-21				TBA			
KAF820 Mule PRO FX	15-20				TR066			
KAF820 Mule PRO FX LE	19-20				TR066			
KAF820 Mule PRO FXR	18-20				TR066			
KAF820 Mule PRO FXT	15-20				TR066			
KAF950 Mule 2510 Diesel	00-02				TR1074			
KAF950 Mule 3010 Diesel	01-08				TR1074			
KAF950 Mule 4010 Diesel	09-13				TR1074			

KUBOTA								
MODEL	YEAR	ATV			UTV			
		TIE ROD END KIT*	TIE ROD UPGRADE KIT	TIE ROD UPGRADE KIT REPLACEMENT ENDS*	OUTER TIE ROD END KIT*	RACK TIE ROD KIT LEFT	RACK TIE ROD KIT RIGHT	RACK BOOT KIT
RTV400	All				TR1069			
RTV500	All				TR1069			
RTV900G	All				TR1069			
RTV900G6	All				TR1069			
RTV900G9	All				TR1069			
RTV900R	All				TR1069			
RTV900R6	All				TR1069			
RTV900R9	All				TR1069			
RTV900T	All				TR1069			
RTV900T5	All				TR1069			
RTV900T6	All				TR1069			
RTV900T9	All				TR1069			
RTV900W	All				TR1069			
RTV900W6	All				TR1069			
RTV900W6SE	All				TR1069			
RTV900W9	All				TR1069			
RTV900W9SE	All				TR1069			
RTV-X900G	All				TR1069			
RTV-X900R	All				TR1069			
RTV-X900W	All				TR1069			
RTV1100CR	All				TR1069			
RTV1100CR9/CRX S/N 29390	All				TR1069			
RTV1100CW	All				TR1069			
RTV1100CW9/CWX S/N 29390	All				TR1069			
RTV-X1100CR/CW	All				TR1069			
RTV-X1120DR/DW	All				TR1069			
RTV1140CPX/CPXR S/N 15186	All				TR1069			
RTV-X1140R	All				TR1069			
RTV-X1140W	All				TR1069			

- INDEX
- WIDE OPEN PARTS
- TIRES & WHEELS
- BRAKES
- AIR, OIL & FUEL
- BATTERY & ELECTRICAL
- ENGINE
- BEARINGS
- BUSHINGS
- DRIVELINE
- AXLES
- BELTS
- CONTROLS
- TOOLS & CHEMICALS
- EXHAUST
- ACCESSORIES

Tie rods & tie rod ends continue on the next page.



TIE RODS & TIE ROD ENDS



INDEX

WIDE OPEN PARTS

TIRES & WHEELS

BRAKES

AIR, OIL & FUEL

BATTERY & ELECTRICAL

ENGINE

BEARINGS

BUSHINGS

DRIVELINE

AXLES

BELTS

CONTROLS

TOOLS & CHEMICALS

EXHAUST

ACCESSORIES

KYMCO								
MODEL	YEAR	ATV			UTV			
		TIE ROD END KIT*	TIE ROD UPGRADE KIT	TIE ROD UPGRADE KIT REPLACEMENT ENDS*	OUTER TIE ROD END KIT*	RACK TIE ROD KIT LEFT	RACK TIE ROD KIT RIGHT	RACK BOOT KIT
50 Maxxer	All	TR1003A						
50 Mongoose	03-05	TR1003A						
50 Mongoose 4 Stroke	06-09	TR1003A						
50 MXer	All	TR1003A						
50 MXU	All	TR1016A						
70 Mongoose	06-09	TR1003A						
90 Mongoose	04-08	TR1003A						
150 MXer	04-05	TR1016A						
150 MXU	05-08	TR1016A						
250 KXR	All	TR1016A						
250 Maxxer	All	TR1016A						
250 Mongoose	04-08	TR1016A						
250 MXU	04-08	TR1016A						
300 Maxxer	All	TR1016A						
300 Mongoose	05-10	TR1016A						
300 MXU	05-10	TR1016A						
375 Maxxer	2010	TR1027A						
375 MXU	09-10	TR1027A						
400 MXU	All	TR1016A						
450i Maxxer	All	TR1027A						
450i MXU	All	TR1027A						
500 MXU 2WD	All	TR1016A						
500 MXU 4WD	All	TR1016A						
500i MXU	All	TR1027A						

POLARIS								
MODEL	YEAR	ATV			UTV			
		TIE ROD END KIT*	TIE ROD UPGRADE KIT	TIE ROD UPGRADE KIT REPLACEMENT ENDS*	OUTER TIE ROD END KIT*	RACK TIE ROD KIT LEFT	RACK TIE ROD KIT RIGHT	RACK BOOT KIT
LSV ELECTRIC 4x4	11-12				TR1030	TR1043L	TR1043R	TR3003W
Ranger EV 4x4	10-14				TR1030	TR1043L	TR1043R	TR3003W
Ranger EV 4x4	2015				TR555	TR1092L	TR1092R	TR3003W
Ranger EV 4x4	2016				TR555	TR1091L	TR1091R	TR3004
Ranger EV 4x4	17-20				TR1030	TR1093L	TR1093R	TR3004
Ranger EV LIION	2016				TR555	TR1091L	TR1091R	TR3004
Ranger EV LIION	17-18				TR1030	TR1093L	TR1093R	TR3004
50 Outlaw	10-19	TR090A						
50 Predator	04-07	TR090A						
50 Scrambler	01-03	TR090A						
90 Outlaw	07-16	TR1016A						
90 Predator	03-06	TR090A						
90 Scrambler	01-03	TR090A						
90 Sportsman	01-06	TR090A						
90 Sportsman	07-16	TR1016A						
110 Outlaw	16-20	TR1016A						
110 Sportsman	16-20	TR1016A						
170 RZR	09-20	TR1016A						
200 Phoenix	06-20	TR1012A						

KEY

* Two (2) kits required

Tie rods & tie rod ends continue on the next page.

TIE RODS & TIE ROD ENDS



POLARIS								
MODEL	YEAR	ATV			UTV			
		TIE ROD END KIT*	TIE ROD UPGRADE KIT	TIE ROD UPGRADE KIT REPLACEMENT ENDS*	OUTER TIE ROD END KIT*	RACK TIE ROD KIT LEFT	RACK TIE ROD KIT RIGHT	RACK BOOT KIT
200 Sawtooth	06-07	TR1012A						
250 Big Boss 4x6	89-92	TR1020A						
250 Big Boss 6x6	91-93	TR1022A						
250 Trail Blazer	90-95	TR1020A						
250 Trail Blazer	1996	TR1022A						
250 Trail Blazer	97-06	TR1021A	TR1138	TR1021A				
250 Trail Boss 2x4	88-99	TR1020A						
250 Trail Boss 4x4	87-88	TR1020A						
250 Trail Boss 4x4	89-95	TR1022A						
250 Xplorer 4x4	00-02	TR1021A	TR1033	TR1021A				
300 2x4	94-95	TR1020A						
300 4x4	94-95	TR1022A						
300 Big Boss 6x6	1994	TR1022A						
300 Hawkeye 2x4	06-11	TR1033A						
300 Hawkeye 4x4	06-07	TR1033A						
300 Sportsman 4x4	08-10	TR1033A						
300 Xplorer 4x4	96-97	TR1022A						
300 Xplorer 4x4	98-99	TR1021A	TR1033	TR1021A				
300 Xpress	96-97	TR1022A						
300 Xpress	98-99	TR1021A	TR1138	TR1021A				
325 Ace	14-16				TR1030			
325 Ace HD	2015				TR1030			
325 Hawkeye 2x4	2015	TR1021A	TR1138	TR1021A				
325 Magnum 2x4	00-02	TR1021A	TR1138	TR1021A				
325 Magnum 4x4	00-02	TR1021A	TR1033	TR1021A				
325 Ranger ETX	2015				TR555	TR1092L	TR1092R	TR3003W
325 Ranger ETX	2016				TR555	TR1091L	TR1091R	TR3004
325 Sportsman ETX	2015	TR1021A	TR1138	TR1021A				
325 Trail Boss	00-02	TR1021A	TR1138	TR1021A				
325 Xpedition	00-02	TR1021A	TR1033	TR1021A				
330 ATP 4x4	04-05	TR1021A	TR1033	TR1021A				
330 Magnum 2x4	03-05	TR1021A	TR1138	TR1021A				
330 Magnum 4x4	03-05	TR1021A	TR1033	TR1021A				
330 Trail Blazer	08-09	TR1021A	TR1138	TR1021A				
330 Trail Blazer	10-13	TR1021A	TR1033	TR1021A				
330 Trail Boss	03-09	TR1021A	TR1138	TR1021A				
330 Trail Boss	10-13	TR1021A	TR1033	TR1021A				
335 Sportsman	99-00	TR1021A	TR1033	TR1021A				
335 Worker	1999	TR1021A	TR1033	TR1021A				
350 Big Boss 6x6	1993	TR1022A						
350 Sportsman	1993	TR1022A						
350 Trail Boss 2x4	90-92	TR1020A						
350 Trail Boss 4x4	90-92	TR1022A						
350L 2x4	1993	TR1020A						
350L 4x4	1993	TR1022A						
400 Big Boss 6x6	94-97	TR1022A						
400 Hawkeye HO 2x4	2011	TR1033A						
400 Hawkeye HO 2x4	12-14	TR1021A	TR1138	TR1021A				
400 Magnum 6x6	96-97	TR1022A						
400 Ranger 4x4	10-14				TR1030	TR1043L	TR1043R	TR3003W
400 Scrambler 2x4	00-02	TR1021A	TR1138	TR1021A				
400 Scrambler 4x4	95-96	TR1022A						
400 Scrambler 4x4	97-02	TR1021A	TR1033	TR1021A				
400 Sport	94-95	TR1020A						
400 Sport	1996	TR1022A						

- INDEX
- WIDE OPEN PARTS
- TIRES & WHEELS
- BRAKES
- AIR, OIL & FUEL
- BATTERY & ELECTRICAL
- ENGINE
- BEARINGS
- BUSHINGS
- DRIVELINE**
- AXLES
- BELTS
- CONTROLS
- TOOLS & CHEMICALS
- EXHAUST
- ACCESSORIES

Tie rods & tie rod ends continue on the next page.



TIE RODS & TIE ROD ENDS



INDEX

WIDE OPEN PARTS

TIRES & WHEELS

BRAKES

AIR, OIL & FUEL

BATTERY & ELECTRICAL

ENGINE

BEARINGS

BUSHINGS

DRIVELINE

AXLES

BELTS

CONTROLS

TOOLS & CHEMICALS

EXHAUST

ACCESSORIES

ACCESSORIES

ACCESSORIES

ACCESSORIES

ACCESSORIES

ACCESSORIES

ACCESSORIES

ACCESSORIES

ACCESSORIES

ACCESSORIES

ACCESSORIES

ACCESSORIES

POLARIS								
MODEL	YEAR	ATV			UTV			
		TIE ROD END KIT*	TIE ROD UPGRADE KIT	TIE ROD UPGRADE KIT REPLACEMENT ENDS*	OUTER TIE ROD END KIT*	RACK TIE ROD KIT LEFT	RACK TIE ROD KIT RIGHT	RACK BOOT KIT
400 Sport	97-99	TR1021A	TR1138	TR1021A				
400 Sportsman 4x4	94-97	TR1022A						
400 Sportsman 4x4	01-04	TR1021A	TR1033	TR1021A				
400 Sportsman 4x4	2005	TR1021A	TR1138	TR1021A				
400 Sportsman HO 4x4	08-10	TR1033A						
400 Sportsman HO 4x4	11-14	TR1021A	TR1138	TR1021A				
400 Trail Blazer	2003	TR1021A	TR1033	TR1021A				
400 Xplorer 4x4	95-97	TR1022A						
400 Xplorer 4x4	98-02	TR1021A	TR1033	TR1021A				
400 Xpress 2x4	96-97	TR1022A						
400L 2x4	94-95	TR1020A						
400L 4x4	1994	TR1022A						
425 Magnum 2x4	1995	TR1020A						
425 Magnum 2x4	96-97	TR1022A						
425 Magnum 2x4	1998	TR1021A	TR1033	TR1021A				
425 Magnum 4x4	95-97	TR1022A						
425 Magnum 4x4	1998	TR1021A	TR1033	TR1021A				
425 Xpedition	00-02	TR1021A	TR1033	TR1021A				
450 Outlaw	2008	TR1036A						
450 Outlaw	09-10	TR1051A						
450 Sportsman	06-07	TR1021A	TR1138	TR1021A				
450 Sportsman HO	16-21	TR1021A	TR1138	TR1021A				
500 Ace	17-19				TR555			TR3005
500 ATP 4x4	04-05	TR1021A	TR1033	TR1021A				
500 ATV Pro	2002	TR1021A						
500 Big Boss 6x6	99-03	TR1021A	TR1033	TR1021A				
500 Magnum 2x4 HDS	2002	TR1021A	TR1033	TR1021A				
500 Magnum 4x4	99-03	TR1021A	TR1033	TR1021A				
500 Outlaw	06-07	TR1036A						
500 Predator	03-06	TR1125A						
500 Predator	2007	TR1051A						
500 Ranger 2x4	05-09				TR1030	TR1040L	TR1040R	TR3003W
500 Ranger 2x4	2007				TR1030	TR1040L	TR1040R	TR3003W
500 Ranger 2x4	17-19				TR1030	TR1093L	TR1093R	TR3004
500 Ranger 4x4	1999				TR1030			
500 Ranger 4x4	2004				TR1030			TR3003W
500 Ranger 4x4	05-06				TR1030	TR1040L	TR1040R	TR3003W
500 Ranger 4x4	2007				TR1030	TR1040L	TR1040R	TR3003W
500 Ranger 4x4 EFI	06-08				TR1030	TR1040L	TR1040R	TR3003W
500 Ranger 4x4 EFI	09-10				TR1030	TR1041L	TR1041R	TR3003W
500 Ranger 4x4 EFI	11-13				TR1030	TR1043L	TR1043R	TR3003W
500 Ranger 4x4 EFI	19-20				TR1030	TR1093L	TR1093R	TR3004
500 Ranger 4x4 EFI Crew	11-13				TR1030	TR1043L	TR1043R	TR3003W
500 Ranger 6x6	2002				TR1030			
500 Ranger 6x6	04-05				TR1030			TR3003W
500 Ranger ETX	2017				TR1030	TR1093L	TR1093R	TR3004
500 Scrambler 2x4	00-08	TR1021A	TR1033	TR1021A				
500 Scrambler 4x4	97-12	TR1021A	TR1033	TR1021A				
500 Sportsman 4x4	96-97	TR1022A						
500 Sportsman 4x4	98-00	TR1021A	TR1033	TR1021A				
500 Sportsman 4x4 HO	01-04	TR1021A	TR1033	TR1021A				
500 Sportsman 4x4 HO	05-13	TR1021A	TR1138	TR1021A				

KEY

* Two (2) kits required

Tie rods & tie rod ends continue on the next page.



TIE RODS & TIE ROD ENDS



POLARIS								
MODEL	YEAR	ATV			UTV			
		TIE ROD END KIT*	TIE ROD UPGRADE KIT	TIE ROD UPGRADE KIT REPLACEMENT ENDS*	OUTER TIE ROD END KIT*	RACK TIE ROD KIT LEFT	RACK TIE ROD KIT RIGHT	RACK BOOT KIT
500 Sportsman 6x6	00-08	TR1021A	TR1033	TR1021A				
500 Sportsman EFI	06-09	TR1021A	TR1138	TR1021A				
500 Sportsman Touring	08-13	TR1021A	TR1138	TR1021A				
500 Sportsman X2	06-09	TR1021A	TR1138	TR1021A				
500 Worker 4x4	99-02	TR1021A	TR1033	TR1021A				
500 Xplorer	1997	TR1022A						
525 Outlaw IRS	07-08	TR1036A						
525 Outlaw IRS	09-11	TR1051A						
525 Outlaw S	2008	TR1036A						
525 Outlaw S	09-10	TR1051A						
550 Sportsman Built Before 12/1/08	2009	TR1051A	TR1339	TR1062A				
550 Sportsman Built After 12/1/08	2009	TR1050A	TR1339	TR1062A				
550 Sportsman	10-14	TR1050A	TR1339	TR1062A				
570 Ace	15-16				TR1030			
570 Ace	17-19				TR555			TR3005
570 Ace HD	15-16				TR1030			
570 Ace HD	17-19				TR555			TR3005
570 Ace MD	2016				TR1030			
570 Ranger Midsize	2014				TR1030	TR1043L	TR1043R	TR3003W
570 Ranger Midsize	2015				TR555	TR1092L	TR1092R	TR3003W
570 Ranger Midsize	2016				TR555	TR1091L	TR1091R	TR3004
570 Ranger Midsize	17-21				TR1030	TR1093L	TR1093R	TR3004
570 Ranger Midsize Crew	2014				TR1030	TR1043L	TR1043R	TR3003W
570 Ranger Midsize Crew	2015				TR555	TR1092L	TR1092R	TR3003W
570 Ranger Midsize Crew	2016				TR555	TR1091L	TR1091R	TR3004
570 Ranger Midsize Crew	17-21				TR1030	TR1093L	TR1093R	TR3004
570 Ranger Full Size	2015				TR1030	TR1042L	TR1042R	TR3003W
570 Ranger Full Size	2016				TR555	TR1090L	TR1090R	TR3003W
570 Ranger Full Size	17-21				TR1030			TR3004
570 Ranger Full Size Crew	2015				TR1030	TR1042L	TR1042R	TR3003W
570 Ranger Full Size Crew	2016				TR555	TR1091L	TR1091R	TR3004
570 Ranger Full Size With Strut	2016				TR555	TR1090L	TR1090R	TR3003W
570-6 Ranger Full Size Crew	2016				TR555	TR1090L	TR1090R	TR3003W
570-6 Ranger Full Size Crew	17-19				TR555			TR3003W
570-6 Ranger Full Size Crew	20-21				TR1030			TR3004
570 Ranger HD	2019				TR1030	TR1093L	TR1093R	TR3004
570 Ranger XP	2016				TR1030	TR1042L	TR1042R	TR3003W
570 RZR EFI	12-18				TR1030	TR1039L	TR1039R	TR3003W
570 RZR EFI	19-20				TR555	TR1086L	TR1086R	TR3003W
570 Sportsman EFI	14-21	TR1021A	TR1138	TR1021A				
570 Sportsman HD	14-15	TR1021A	TR1138	TR1021A				
570 Sportsman SP	15-20	TR1050A						
570 Sportsman Touring	14-20	TR1021A	TR1138	TR1021A				
570 Sportsman Touring SP	15-20	TR1050A						
600 Sportsman 4x4	03-04	TR1021A	TR1033	TR1021A				
600 Sportsman 4x4	2005	TR1021A	TR1138	TR1021A				
700 Ranger 4x4	05-08				TR1030	TR1040L	TR1040R	TR3003W
700 Ranger 4x4	2009				TR1030	TR1041L	TR1041R	TR3003W
700 Ranger 4x4 Crew	08-09				TR1030	TR1040L	TR1040R	TR3003W
700 Ranger 6x6	06-09				TR1030	TR1040L	TR1040R	TR3003W
700 Ranger TM	2006				TR1030			TR3003W
700 Sportsman 4x4	02-04	TR1021A	TR1033	TR1021A				
700 Sportsman 4x4	05-08	TR1021A	TR1138	TR1021A				

- INDEX
- WIDE OPEN PARTS
- TIRES & WHEELS
- BRAKES
- AIR, OIL & FUEL
- BATTERY & ELECTRICAL
- ENGINE
- BEARINGS
- BUSHINGS
- DRIVELINE**
- AXLES
- BELTS
- CONTROLS
- TOOLS & CHEMICALS
- EXHAUST
- ACCESSORIES

Tie rods & tie rod ends continue on the next page.



TIE RODS & TIE ROD ENDS



POLARIS									
INDEX	MODEL	YEAR	ATV			UTV			
			TIE ROD END KIT*	TIE ROD UPGRADE KIT	TIE ROD UPGRADE KIT REPLACEMENT ENDS*	OUTER TIE ROD END KIT*	RACK TIE ROD KIT LEFT	RACK TIE ROD KIT RIGHT	RACK BOOT KIT
WIDE OPEN PARTS	800 Ranger 4x4 Crew	10-14				TR1030	TR1041L	TR1041R	TR3003W
	800 Ranger 4x4 Midsize	13-14				TR1030	TR1043L	TR1043R	TR3003W
	800 Ranger 6x6	10-16				TR1030	TR1041L	TR1041R	TR3003W
TIRES & WHEELS	800 RZR	08-14				TR1030	TR1039L	TR1039R	TR3003W
	800 RZR 4	10-14				TR1030	TR1042L	TR1042R	TR3003W
	800 RZR S	09-14				TR1030	TR1042L	TR1042R	TR3003W
BRAKES	800 Sportsman	05-14	TR1021A	TR1138	TR1021A				
	850 Scrambler	13-20	TR1050A	TR1141	TR1062A				
AIR, OIL & FUEL	850 Sportsman XP	2009	TR1051A	TR1339	TR1062A				
	850 Sportsman XP	10-14	TR1050A	TR1339	TR1062A				
	850 Sportsman XP	2015	TR1050A	TR1141	TR1062A				
BATTERY & ELECTRICAL	850 Sportsman High Lifter	16-20	TR1050A	TR1141	TR1062A				
	850 Sportsman SP	15-18	TR1050A	TR1339	TR1062A				
ENGINE	850 Sportsman Touring	10-14	TR1050A	TR1339	TR1062A				
	850 Sportsman Touring SP	15-20	TR1050A	TR1339	TR1062A				
	850 Sportsman Touring SP MD	2015	TR1050A	TR1141	TR1062A				
BEARINGS	900 Ace	2016				TR1030			
	900 Ace XC	2017				TR1030			TR3005
	900 Ace XC	18-19				TR555			TR3005
BUSHINGS	900 Ranger	13-19				TR1030	TR1042L	TR1042R	TR3003W
	900 Ranger Crew	14-19				TR1030	TR1042L	TR1042R	TR3003W
	900 Ranger High Lifter	2016				TR1030			TR3003W
DRIVELINE	900 Ranger Diesel	11-14				TR1030	TR1041L	TR1041R	TR3003W
	900 Ranger Diesel Crew	12-14				TR1030	TR1041L	TR1041R	TR3003W
	900 Ranger Diesel HST/Deluxe	2014				TR1030	TR1042L	TR1042R	TR3003W
AXLES	900 Ranger HIPPO MPS	2014				TR1030	TR1041L	TR1041R	TR3003W
	900 RZR	11-14				TR1030	TR049L	TR049R	TR3003W
BELTS	900 RZR	15-20				TR1058	TR1059L	TR1059R	TR3003W
	900 RZR 4	12-14				TR1030	TR049L	TR049R	TR3003W
	900 RZR 4	15-18				TR1058	TR1060L	TR1060R	TR3003W
CONTROLS	900 RZR S	15-20				TR1058	TR1060L	TR1060R	TR3003W
	925 RZR Pro XP	2020				TR1094			
	925 RZR Pro XP 4	2020				TR1094			
TOOLS & CHEMICALS	925 RZR XP Turbo	2016				TR063	TR063L	TR063R	TR3003W
	925 RZR XP Turbo	17-20				TR1085	TR1085L	TR1085R	TR3004
	925 RZR XP Turbo 4	2016				TR063	TR063L	TR063R	TR3003W
EXHAUST	925 RZR XP Turbo 4	17-20				TR1085	TR1085L	TR1085R	TR3004
	925 RZR XP Turbo MD	2016				TR1085	TR1085L	TR1085R	TR3004
	925 RZR XP Turbo S	18-20				TR1094	TR1094L	TR1094R	TR3006
ACCESSORIES	925 RZR XP Turbo S4	19-20				TR1094	TR1094L	TR1094R	TR3006
	1000 General	16-20				TR1058	TR1060L	TR1060R	TR3003W
	1000 General 4	17-20				TR1058	TR1060L	TR1060R	TR3003W
	1000 General XP	2020				TR1058			TR3003W
	1000 General XP 4 Deluxe	2020				TR1058	TR1060L	TR1060R	TR3003W
	1000 Ranger EPS	2020				TR1058	TR1089L	TR1089R	TR3005
	1000 Ranger EPS BASE	18-19				TR1058	TR1089L	TR1089R	TR3005
	1000 Ranger EPS Crew	2020				TR1058	TR1089L	TR1089R	TR3005
	1000 Ranger EPS Full Size	2020				TR1058	TR1089L	TR1089R	TR3005
	1000 Ranger EPS Full Size Crew	2020				TR1058	TR1089L	TR1089R	TR3005
	1000 Ranger EPS HD MD	2019				TR1058	TR1089L	TR1089R	TR3005
	1000 Ranger EPS Texas Edition	2020				TR1058	TR1089L	TR1089R	TR3005
	1000 Ranger XP	2017				TR1030	TR1042L	TR1042R	TR3003W

KEY

* Two (2) kits required

Tie rods & tie rod ends continue on the next page.

TIE RODS & TIE ROD ENDS



POLARIS								
MODEL	YEAR	ATV			UTV			
		TIE ROD END KIT*	TIE ROD UPGRADE KIT	TIE ROD UPGRADE KIT REPLACEMENT ENDS*	OUTER TIE ROD END KIT*	RACK TIE ROD KIT LEFT	RACK TIE ROD KIT RIGHT	RACK BOOT KIT
1000 Ranger XP Crew	2017				TR1030	TR1042L	TR1042R	TR3003W
1000 Ranger XP EPS	2017				TR1030	TR1042L	TR1042R	TR3003W
1000 Ranger XP EPS	2020				TR1058	TR1089L	TR1089R	TR3005
1000 Ranger XP EPS Crew	2017				TR1030	TR1042L	TR1042R	TR3003W
1000 Ranger XP EPS Crew	2020				TR1058	TR1089L	TR1089R	TR3005
1000 Ranger XP EPS Crew	2019				TR1058	TR1089L	TR1089R	TR3005
1000 Ranger XP EPS Mud	2020				TR1058	TR1089L	TR1089R	TR3005
1000 Ranger XP EPS NSTR	2020				TR1058	TR1089L	TR1089R	TR3005
1000 Ranger XP EPS NSTR Crew	18-20				TR1058	TR1089L	TR1089R	TR3005
1000 Ranger XP EPS Texas Edition Crew	2020				TR1058	TR1089L	TR1089R	TR3005
1000 Ranger XP High Lifter	2017				TR1030			TR3003W
1000 Ranger XP High Lifter Crew	2017				TR1030			TR3003W
1000 Ranger XP High lifter Crew	19-20				TR1058	TR1089L	TR1089R	TR3005
1000 Ranger XP NSTR	2017				TR1030	TR1042L	TR1042R	TR3003W
1000 Ranger XP NSTR Crew	2017				TR1030	TR1042L	TR1042R	TR3003W
1000 Ranger Diesel	15-18				TR1030	TR1042L	TR1042R	TR3003W
1000 Ranger Diesel Crew	15-18				TR1030	TR1042L	TR1042R	TR3003W
1000 Ranger HST	15-16				TR1030	TR1042L	TR1042R	TR3003W
1000 RZR XP	2014				TR555	TR1055L	TR1055R	TR3003W
1000 RZR XP	15-18				TR063	TR063L	TR063R	TR3003W
1000 RZR XP	19-20				TR1085	TR1085L	TR1085R	TR3004
1000 RZR XP 4	2014				TR555	TR1055L	TR1055R	TR3003W
1000 RZR XP 4	15-18				TR063	TR063L	TR063R	TR3003W
1000 RZR XP 4	19-20				TR1085	TR1085L	TR1085R	TR3004
1000 RZR RS1	18-20				TR1058	TR1087L	TR1087R	TR3003W
1000 RZR S	16-20				TR1058	TR1060L	TR1060R	TR3003W
1000 RZR S4	19-20				TR1058	TR1060L	TR1060R	TR3003W
1000 RZR XP High Lifter	16-20				TR063	TR063L	TR063R	TR3003W
1000 RZR XP High Lifter 4	17-20				TR063	TR063L	TR063R	TR3003W
1000 RZR XP Trails & Rocks	2017				TR063	TR063L	TR063R	TR3003W
1000 RZR XP Trails & Rocks	18-20				TR063	TR063L	TR063R	TR3003W
1000 Scrambler	14-18	TR1050A	TR1141	TR1062A				
1000 Sportsman XP	15-18	TR1050A	TR1141	TR1062A				
1000 Sportsman High Lifter	16-20	TR1050A	TR1141	TR1062A				
1000 Sportsman Touring	15-20	TR1050A	TR1141	TR1062A				

- INDEX
- WIDE OPEN PARTS
- TIRES & WHEELS
- BRAKES
- AIR, OIL & FUEL
- BATTERY & ELECTRICAL
- ENGINE
- BEARINGS
- BUSHINGS
- DRIVELINE**
- AXLES
- BELTS
- CONTROLS
- TOOLS & CHEMICALS
- EXHAUST
- ACCESSORIES



Tie rods & tie rod ends continue on the next page.



TIE RODS & TIE ROD ENDS



SUZUKI								
INDEX	MODEL	YEAR	ATV			UTV		
			TIE ROD END KIT*	TIE ROD UPGRADE KIT	TIE ROD UPGRADE KIT REPLACEMENT ENDS*	OUTER TIE ROD END KIT*	RACK TIE ROD KIT LEFT	RACK TIE ROD KIT RIGHT
WIDE OPEN PARTS	LT50	84-87	TR1012A					
	LTA50	02-05	TR1004A					
	LTZ50	06-20	TR1004A					
TIRES & WHEELS	LT80	87-06	TR1014A					
	LTZ90	07-20	TR1004A					
	LT125	83-84	TR1012A					
BRAKES	LT125	85-87	TR1014A					
	LT160	03-04	TR1002A					
AIR, OIL & FUEL	LTF160	91-01	TR1002A					
	LT160E	89-92	TR1002A					
	LT185	84-87	TR1014A					
BATTERY & ELECTRICAL	LTF230	86-87	TR1014A	TR1015	TR1017A			
	LT230E	87-93	TR1014A	TR1015	TR1017A			
	LT230G	85-86	TR1014A					
ENGINE	LT230S	85-90	TR1014A	TR1015	TR1017A			
	LT4WD 250 Quad Runner	87-98	TR1015A					
	LTF250F 4WD Quad Runner	99-02	TR1015A					
BEARINGS	LTF250 2WD	88-01	TR1014A	TR1016	TR1017A			
	LTF250 Ozark	2002	TR1014A	TR1012	TR1017A			
	LTF250 Ozark	2003	TR1012A	TR1012	TR1017A			
BUSHINGS	LTF250 Ozark	04-14	TR1016A	TR1010	TR1028A			
	LT250EF	85-86	TR1014A					
DRIVELINE	LT250R	85-86	TR1014A					
	LT250R	87-92	TR1014A	TR1021	TR1017A			
	LT250S	89-90	TR1014A					
AXLES	LTZ250	04-09	TR1016A	TR1002	TR1028A			
	LT300E	87-89	TR1014A					
BELTS	LTF4WDX 300 King Quad	91-98	TR1015A					
	LTF300F King Quad	99-02	TR1015A					
	LTA400 Eiger 2x4 Auto	02-04	TR1014A	TR1011	TR1017A			
CONTROLS	LTA400 Eiger 2x4 Auto	06-07	TR1016A	TR1011	TR1017A			
	LTA400F Eiger 4x4 Auto	02-04	TR1014A	TR1011	TR1017A			
	LTA400F Eiger 4x4 Auto	05-07	TR1016A	TR1009	TR1028A			
TOOLS & CHEMICALS	LTF400 Eiger 2x4 Manual	02-04	TR1014A	TR1011	TR1017A			
	LTF400 Eiger 2x4 Manual	2007	TR1016A	TR1009	TR1028A			
	LTF400F Eiger 4x4 Manual	02-04	TR1014A	TR1011	TR1017A			
	LTF400F Eiger 4x4 Manual	05-07	TR1016A	TR1009	TR1028A			
EXHAUST	LTA400 King Quad 2x4 Auto	08-09	TR1016A	TR1011	TR1017A			
	LTA400F King Quad 4x4 Auto	08-20	TR1016A	TR1011	TR1017A			
	LTF400 King Quad 2x4 Manual	08-09	TR1016A	TR1011	TR1017A			
	LTF400F King Quad 4x4 Manual	08-20	TR1016A	TR1011	TR1017A			
ACCESSORIES	LTZ400	2003	TR1012A	TR1013	TR1017A			
	LTZ400	04-08	TR1016A	TR1005	TR1028A			
	LTZ400	09-14	TR1028A	TR1007	TR1028A			
	LTA450X King Quad Auto	07-10	TR1029A					
	LTR450	06-11	TR1028A					
	LTA500F Vinson Auto	02-03	TR1012A	TR1011	TR1017A			
	LTA500F Vinson Auto	04-07	TR1016A	TR1004	TR1028A			
	LTF500F Vinson Manual	2003	TR1012A	TR1013	TR1017A			
	LTF500F Vinson Manual	04-07	TR1016A	TR1004	TR1028A			
	LTA500X King Quad	09-10	TR1028A					
	LTA500X King Quad	11-20	TR1029A					

KEY

* Two (2) kits required

Tie rods & tie rod ends continue on the next page.



SUZUKI								
MODEL	YEAR	ATV			UTV			
		TIE ROD END KIT*	TIE ROD UPGRADE KIT	TIE ROD UPGRADE KIT REPLACEMENT ENDS*	OUTER TIE ROD END KIT*	RACK TIE ROD KIT LEFT	RACK TIE ROD KIT RIGHT	RACK BOOT KIT
LTA500XP Power Steering	11-20	TR1028A						
LT500R Quadzilla	87-90	TR1017A						
LTV700F Twin Peaks	04-06	TR1023A						
LTA700X King Quad	05-07	TR1029A						
LTA750X King Quad	08-14	TR1029A						
LTA750X King Quad	2015	TR1028A						
LTA750X King Quad	16-18	TR1029A						
LTA750X King Quad	19-20	TR1028A						
LTA750XP King Quad Power Steering	2009	TR1029A						
LTA750XP King Quad Power Steering	11-20	TR1028A						

YAMAHA								
MODEL	YEAR	ATV			UTV			
		TIE ROD END KIT*	TIE ROD UPGRADE KIT	TIE ROD UPGRADE KIT REPLACEMENT ENDS*	OUTER TIE ROD END KIT*	RACK TIE ROD KIT LEFT	RACK TIE ROD KIT RIGHT	RACK BOOT KIT
YFM50 Raptor	04-08	TR1011A						
YFM80 Badger	85-01	TR1011A						
YFM80 Grizzly	05-08	TR1011A						
YFM80 Raptor	02-08	TR1011A						
YFM90 Raptor	09-13	TR090A						
YFM90 Raptor	2016	TR1016A						
YFA125 Breeze	89-04	TR1016A						
YFM100 Champ	87-91	TR1011A						
YFM125 Grizzly	04-13	TR1016A						
YFM125 Raptor	11-13	TR1016A						
YFS200 Blaster	88-06	TR1016A	TR1001	TR1028A				
YFM200 Moto-4	1985	TR1010A						
YFM200 Moto-4	86-89	TR1016A						
YFM225 Moto-4	86-88	TR1016A						
YFM250 Moto-4	89-91	TR1016A						
YFB250 Timberwolf	92-98	TR1016A						
YFB250 Timberwolf 4WD	94-00	TR1016A	TR1008	TR1028A				
YFM250 Beartracker	99-04	TR1077A	TR1034	TR1077A				
YFM250 Bruin	05-06	TR1077A	TR1034	TR1077A				
YFM250 Big Bear	07-09	TR1077A	TR1034	TR1077A				
YFM250 Raptor	08-13	TR1016A						
YFM350ER Moto-4	87-95	TR1016A						
YFP350U Terra Pro	1988	TR1016A						
YFM350 Big Bear	87-97	TR1016A	TR1008	TR1028A				
YFM350 Big Bear	98-99	TR1016A	TR1002	TR1028A				
YFM350 Bruin	04-06	TR1077A	TR1031	TR1077A				
YFM350 Grizzly	07-11	TR1077A	TR1031	TR1077A				
YFM350 Grizzly	12-14	TR1016A	TR1002	TR1028A				
YFM350 Grizzly IRS	07-11	TR1077A	TR1031	TR1077A				
YFM350 Wolverine	95-05	TR1016A	TR1002	TR1028A				
YFM350 Wolverine	06-09	TR1077A	TR1031	TR1077A				
YFM350 Warrior	87-04	TR1016A	TR1003	TR1028A				
YFM350 Raptor	04-13	TR1016A	TR1003	TR1028A				

- INDEX
- WIDE OPEN PARTS
- TIRES & WHEELS
- BRAKES
- AIR, OIL & FUEL
- BATTERY & ELECTRICAL
- ENGINE
- BEARINGS
- BUSHINGS
- DRIVELINE
- AXLES
- BELTS
- CONTROLS
- TOOLS & CHEMICALS
- EXHAUST
- ACCESSORIES

Tie rods & tie rod ends continue on the next page.



TIE RODS & TIE ROD ENDS



INDEX

WIDE OPEN PARTS

TIRES & WHEELS

BRAKES

AIR, OIL & FUEL

BATTERY & ELECTRICAL

ENGINE

BEARINGS

BUSHINGS

DRIVELINE

AXLES

BELTS

CONTROLS

TOOLS & CHEMICALS

EXHAUST

ACCESSORIES

YAMAHA			ATV			UTV			
MODEL	YEAR	TIE ROD END KIT*	TIE ROD UPGRADE KIT	TIE ROD UPGRADE KIT REPLACEMENT ENDS*	OUTER TIE ROD END KIT*	RACK TIE ROD KIT LEFT	RACK TIE ROD KIT RIGHT	RACK BOOT KIT	
YFZ350 Banshee	87-09	TR1016A	TR1002	TR1028A					
YFM400 Big Bear	00-06	TR1077A	TR1031	TR1077A					
YFM400 Big Bear IRS	07-12	TR1077A	TR1031	TR1077A					
YFM400 Kodiak	93-02	TR1016A	TR1008	TR1028A					
YFM400 Kodiak	03-04	TR1077A	TR1031	TR1077A					
YFM400 Kodiak	05-06	TR1331A	TR1026	TR1331A					
YFM400 Grizzly IRS	07-08	TR1331A	TR1026	TR1331A					
YFM450 Kodiak	03-04	TR1077A	TR1031	TR1077A					
YFM450 Kodiak	05-06	TR1331A	TR1026	TR1331A					
YFM450 Kodiak	18-20	TR1016A							
YFM450 Grizzly	11-12	TR1331A	TR1026	TR1331A					
YFM450 Grizzly	13-14	TR1016A	TR1002	TR1028A					
YFM450 Grizzly IRS	07-12	TR1331A	TR1026	TR1331A					
YFM450 Grizzly IRS	13-14	TR1016A	TR1002	TR1028A					
YFM450 Wolverine	06-10	TR1077A	TR1031	TR1077A					
YFZ450	04-05	TR1016A	TR1004	TR1028A					
YFZ450	06-13	TR1028A	TR1004	TR1028A					
YFZ450R	09-20	TR1028A	TR1023	TR1028A					
YFZ450X	10-11	TR1028A	TR1004	TR1028A					
YXR450 Rhino	06-09				TR072W	TR1038	TR1038	TR3001	
YFM550 Grizzly	09-14	TR1016A	TR1007	TR1028A					
YFM600 Grizzly	98-01	TR1016A	TR1006	TR1028A					
YFM660 Grizzly	02-08	TR1016A	TR1007	TR1028A					
YFM660R Raptor	01-05	TR1016A	TR1004	TR1028A					
YXR660 Rhino	04-07				TR072W	TR1038	TR1038	TR3001	
YFM700 Grizzly	07-13	TR1016A	TR1007	TR1028A					
YFM700 Grizzly	14-20	TR1016A							
YFM700 Kodiak	16-20	TR1016A							
YFM700R Raptor	06-20	TR1028A	TR1004	TR1028A					
YXR700 Rhino	08-13				TR072W	TR1038	TR1038	TR3001	
YXM700 Viking	14-20				TR072W			TR3001	
YXC700 Viking VI	15-20				TR072W			TR3001	
YXE700 Wolverine	16-18				TR072W			TR3001	
YXE850 Wolverine X2	19-20				TR072W			TR3001	
YXF850 Wolverine X4	18-20				TR072W			TR3001	
YXZ1000R	16-20				TR016	TR1067	TR1067	TR3001	


KEY

* Two (2) kits required



UTV Steering Rack Assemblies

Steering rack assemblies for UTV.



CAN-AM

MODEL	YEAR	PART #	OE CROSS #
800 Commander STD	11-14	SR0124W	709401185
800 Commander XT	11-14	SR0124W	709401185
1000 Commander LTD	2014	SR0124W	709401185
1000 Commander STD	11-14	SR0124W	709401185
1000 Commander XT/DPS	2014	SR0124W	709401185
1000 Commander XT/LTD/DPS	11-12	SR0124W	709401185
1000 Commander XTP	2014	SR0124W	709401185
1000 Commander MAX XT/DPS/LTD	2014	SR0124W	709401185

KAWASAKI

MODEL	YEAR	PART #	OE CROSS #
KAF400 Mule 600	09-16	SR0128W	39191-0022
KAF400 Mule 610	10-16	SR0128W	39191-0022
KAF400 Mule SX	17-20	SR0128W	39191-0022
KAF620 Mule 3010	03-08	SR0129W	39191-0016
KAF620 Mule 4010	09-21	SR0129W	39191-0021

POLARIS

MODEL	YEAR	PART #	OE CROSS #
EV Ranger	10-14	SR1050W	1823465
400 Ranger	10-14	SR1050W	1823465
500 Ranger 2x4	05-09	SR1000W	1822636
500 Ranger 4X4	05-07	SR1000W	1822636
500 Ranger 4X4	09-10	SR1090W	1823338
500 Ranger 4X4 EFI	06-08	SR1000W	1822636
500 Ranger 4X4 EFI / Crew	11-13	SR1050W	1823465
570 Ranger Fullsize / Crew	2015	SR1080W	1823902

POLARIS

MODEL	YEAR	PART #	OE CROSS #
570 Ranger XP	2016	SR1080W	1823902
700 Ranger	05-08	SR1000W	1822636
700 Ranger	2009	SR1090W	1823338
700 Ranger Crew	08-09	SR1000W	1822636
800 Ranger	2010	SR1090W	1823338
800 Ranger / Crew	11-14	SR1085A	1823795
800 Ranger Midsize	2013	SR1050W	1823465
800 RZR	08-14	SR1030W	1823497
800 RZR 4	10-14	SR1020W	1823443
800 RZR S	09-14	SR1020W	1823443
900 Brutus	13-15	SR1080W	1823902
900 Ranger	13-19	SR1080W	1823902
900 Ranger Crew	14-19	SR1080W	1823902
900 Ranger Diesel	11-14	SR1085A	1823795
900 Ranger Diesel Crew	12-14	SR1085A	1823795
900 RZR	11-14	SR1070W	1823706
900 RZR 4	12-14	SR1070W	1823706
1000 Ranger HST	15-16	SR1080W	1823902
1000 Ranger XP	2017	SR1080W	1823902
1000 Ranger XP Crew	2017	SR1080W	1823902
1000 Ranger XP EPS	2017	SR1080W	1823902
1000 Ranger XP EPS Crew	2017	SR1080W	1823902
1000 Ranger XP Hunter	2017	SR1080W	1823902
1000 Ranger XP Hunter Crew	2017	SR1080W	1823902
1000 Ranger XP NSTR	2017	SR1080W	1823902
1000 Ranger XP NSTR Crew	2017	SR1080W	1823902
1000 Ranger Diesel	15-18	SR1080W	1823902
1000 Ranger Diesel Crew	15-18	SR1080W	1823902
1000 RZR XP	2014	SR1095W	1823984

YAMAHA

MODEL	YEAR	PART #	OE CROSS #
YXR450 Rhino	04-09	SR0132W	5UG-F3400-00-00
YXR660 Rhino	04-07	SR0132W	5UG-F3400-00-00
YXR700 Rhino	08-13	SR0132W	5UG-F3400-00-00

INDEX

WIDE OPEN PARTS

TIRES & WHEELS

BRAKES

AIR, OIL & FUEL

BATTERY & ELECTRICAL

ENGINE

BEARINGS

BUSHINGS

DRIVELINE

AXLES

BELTS

CONTROLS

TOOLS & CHEMICALS

EXHAUST

ACCESSORIES

WIDE OPEN STEERING RACK BOOTS PART # TR3003W
*** REFER TO TIE RODS ON PAGES 600-618 FOR FULL LISTINGS**



ATV UTV Drive - Prop Shaft



POLARIS			
MODEL	YEAR	PART #	
570 Ranger Full Size	2015	PR9010	
570 Ranger Full Size Crew	15-16	PR9012	
570 Ranger XP	2016	PR9010	
570 RZR	12-20	PR9010	
570 RZR S	2017	PR9010	
800 Ranger	10-14	PR9009	
800 RZR	08-14	PR9002	
800 RZR S	09-14	PR9002	
900 Ranger	13-19	PR9010	
900 Ranger Crew	14-19	PR9012	
900 Ranger High Lifter	2016	PR9010	
900 RZR	15-20	PR9008	
900 RZR 4	15-18	PR9007	
900 RZR S	15-20	PR9008	
1000 General	2017	PR9024	
1000 General	18-19	PR9023	
1000 General	2020	PR9021	
1000 General 4 (Before 5/15/17)	2017	PR9022	
1000 General 4 (After 5/15/17)	2017	PR9026	
1000 General 4	18-19	PR9022	
1000 General 4	2020	PR9020	
1000 Ranger Diesel	15-18	PR9010	
1000 Ranger Diesel Crew	15-18	PR9012	
1000 Ranger EPS	2020	PR9017	
1000 Ranger EPS BASE	2018	PR9019	
1000 Ranger EPS BASE	2019	PR9017	
1000 Ranger EPS Crew	2020	PR9018	
1000 Ranger EPS Full Size	2020	PR9010	
1000 Ranger EPS Full Size Crew	2020	PR9025	
1000 Ranger EPS HD MD	2019	PR9017	
1000 Ranger XP	2017	PR9010	
1000 Ranger XP Crew	2017	PR9012	
1000 Ranger XP Crew EPS	2017	PR9012	
1000 Ranger XP Crew High Lifter	2017	PR9012	
1000 Ranger XP Crew NSTR	2017	PR9012	
1000 Ranger XP EPS	2017	PR9010	
1000 Ranger XP EPS	2020	PR9017	
1000 Ranger XP EPS Crew	2020	PR9018	
1000 Ranger XP EPS Crew	2019	PR9018	
1000 Ranger XP EPS Crew Mud	19-20	PR9018	
1000 Ranger XP EPS Crew NSTR	2018	PR9012	
1000 Ranger XP EPS Crew NSTR	2019	PR9018	

POLARIS			
MODEL	YEAR	PART #	
1000 Ranger XP EPS Crew NSTR	2020	PR9017	
1000 Ranger XP EPS Mud	2020	PR9017	
1000 Ranger XP EPS NSTR	2020	PR9017	
1000 Ranger XP High Lifter	2017	PR9010	
1000 Ranger XP Hunter	2017	PR9010	
1000 Ranger XP NSTR	2017	PR9010	
1000 Ranger XP Ranch	2017	PR9010	
1000 RZR XP	14-20	PR9006	
1000 RZR XP High Lifter	16-20	PR9006	
1000 RZR XP 4	14-20	PR9011	
1000 RZR XP 4 Dynamix	2019	PR9006	
1000 RZR XP 4 High Lifter	17-18	PR9011	
1000 RZR XP 4 High Lifter	2019	PR9006	
1000 RZR XP 4 High Lifter	2020	PR9011	
1000 RZR S	16-20	PR9008	
1000 RZR S4	19-20	PR9007	

YAMAHA

MODEL	YEAR	PART #	
YFM660 Grizzly	02-08	PRP9300	

HAVE QUESTIONS?

WE ARE HERE TO HELP!

Call Today & Speak To One Of Our Knowledgeable Sales Reps

TOLL FREE **800-367-9603**

INDEX

WIDE OPEN PARTS

TIRES & WHEELS

BRAKES

AIR, OIL & FUEL

BATTERY & ELECTRICAL

ENGINE

BEARINGS

BUSHINGS

DRIVELINE

AXLES

BELTS

CONTROLS

TOOLS & CHEMICALS

EXHAUST

ACCESSORIES

Honda OEM Driveshaft & Swingarm Boots



HONDA		
MODEL	YEAR	PART #
TRX300 Fourtrax	95-00	DB301
TRX350 Rancher	00-06	DB350
TRX400 Foreman	95-03	DB500
TRX420 Rancher	14-21	DB501
TRX450 Foreman	98-04	DB450
TRX500 Foreman	05-11	DB500
TRX500 Foreman	12-19	DB501
TRX500 Rubicon	00-14	DB500
TRX500 Rubicon	15-19	DB501
TRX520 Foreman	20-21	DB501
TRX520 Rubicon	20-21	DB501
SXS500 Pioneer	15-21	DB501
SXS520 Pioneer	2021	DB501
SXS700 Pioneer	14-21	DB501



INDEX

WIDE OPEN PARTS

TIRES & WHEELS

BRAKES

AIR, OIL & FUEL

BATTERY & ELECTRICAL

ENGINE

BEARINGS

BUSHINGS

DRIVELINE

AXLES

BELTS

CONTROLS

TOOLS & CHEMICALS

EXHAUST

ACCESSORIES

Yamaha Front Driveshafts and Yokes



YAMAHA										
MODEL	YEAR	REF.	PART #	REF.	PART #	REF. #	PART #	REF.	PART #	DRIVESHAFT
YFB250 Timberwolf	94-00	1	YK234	2	YK302*	3		4	YK235	
YFM350 Big Bear 4x4	87-96	1	YK234	2	YK302*	3	YK301*	4	YK235	DS401
YFM350 Big Bear 4x4	97-99			2	YK302*	3	YK302*			DS400
YFM350FX Wolverine	95-99			2	YK302*	3	YK302*			DS400
YFM400 Kodiak 4x4	93-98	1	YK234	2	YK302*	3	YK301*	4	YK235	DS401
YFM400 Kodiak 4x4	1999			2	YK302*	3	YK302*			DS400
YFM600 Grizzly	1998			2	YK302*	3	YK301*			
YFM660 Grizzly	03-08							4	DC1510	DS600

KEY

* Includes U-joint

Yoke Assembly

Part #YK301

Fits Yamaha 350FW Big Bear 87-97, 400 Kodiak 93-98, 600 Grizzly '98

Part #YK302

Fits 400 Kodiak 93-99, 250 Timberwolf 4x4 94-00, 350FW Big Bear 87-99, 350FX Wolverine 95-99, 600 Grizzly '98

Front Drive Shaft

Part #DS400

Fits 350FW Big Bear 97-99, 400 Kodiak'99, 350 Wolverine 95-99

Part #DS401

Fits 350FW Big Bear 87-96, 350FWJ Big Bear SE '99, 400 Kodiak 93-98

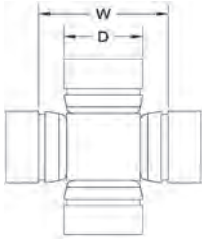


Universal Joints

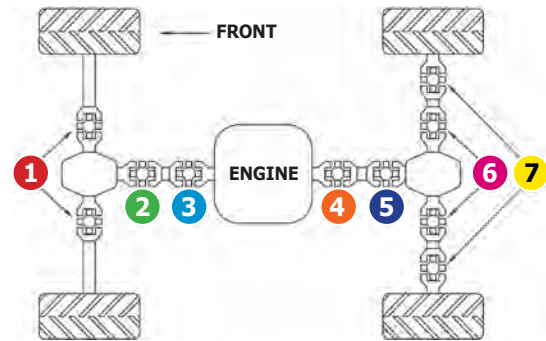
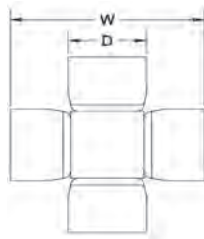


TYPE 1 TYPE 2

INSIDE SNAP RINGS



OUTSIDE SNAP RINGS



U-JOINT SIZE CHART

PART #	D	W	TYPE
ATV200	20mm	41.25mm	1
ATV500	23.87mm	39.12mm	1
ATV503	25.4mm	60.45mm	1
ATV505	22mm	55mm	2
ATV506	27mm	47.2mm	1
ATV507	21.34mm	48.26mm	2
ATV600	25mm	43.6mm	1
ATV700	16mm	27.6mm	1
ATV701	20mm	33mm	1
ATV702	22mm	36mm	1
ATV703	24mm	40.25mm	1
ATV704	25mm	45mm	1
ATV800	25mm	64.2mm	2
ATV900	25mm	57.22mm	1
ATV902	25mm	63.55mm	1

KEY

- 1** FRONT AXLE INNER
- 2** FRONT DRIVE SHAFT DIFFERENTIAL SIDE
- 3** FRONT DRIVE SHAFT ENGINE SIDE
- 4** REAR DRIVE SHAFT ENGINE SIDE
- 5** REAR DRIVE SHAFT DIFFERENTIAL SIDE
- 6** REAR AXLE INNER
- 7** REAR AXLE OUTER

Notes for Utility Models:

1. Six wheel vehicles' middle drive shaft use the same U-joints as rear drive shaft (location 4 and 5).
2. Middle axles use the same U-joints as rear axles (location 6 and 7).
3. Utility vehicles with middle U-joint on front drive shaft use the same U-joint as front (location 2).

Universal joints continue on the next page.



- INDEX
- WIDE OPEN PARTS
- TIRES & WHEELS
- BRAKES
- AIR, OIL & FUEL
- BATTERY & ELECTRICAL
- ENGINE
- BEARINGS
- BUSHINGS
- DRIVELINE
- AXLES
- BELTS
- CONTROLS
- TOOLS & CHEMICALS
- EXHAUST
- ACCESSORIES





ARCTIC CAT		REF 1	REF 2	REF 3	REF 4	REF 5	REF 6	REF 7
MODEL	YEAR	FRONT AXLE INNER	FRONT DRIVE SHAFT DIFF SIDE	FRONT DRIVE SHAFT ENGINE SIDE	REAR DRIVE SHAFT ENGINE SIDE	REAR DRIVE SHAFT DIFF SIDE	REAR AXLE INNER	REAR AXLE OUTER
250 4x4	01-05			ATV600				
300 4x4	98-05			ATV600				
375 4x4 w/AT	2002			ATV200				
400 4x4	98-00			ATV600				
400 4x4 w/MT	2001		ATV600	ATV600				
400 4x4 w/MT	2002			ATV600				
400 4x4 w/MT	03-04			ATV200				
400 FIS 4x4	03-08			ATV200				
400 FIS TRV 4x4	06-14			ATV200				
400 TBX 4x4	04-06			ATV200				
400 VP 4x4	05-06			ATV200	ATV200			
450 H1	10-12			ATV200				
450i TRV	11-12			ATV200				
454 4x4	96-98			ATV600				
500 4x4	98-99			ATV600				
500 4x4	00-02		ATV600	ATV600				
500 FIS 4x4	2002			ATV600				
500 FIS 4x4	03-09			ATV200				
500 FIS TBX 4x4	02-06			ATV600				
500 FIS TRV 4x4	03-08			ATV200				
500 TRV	13-14			ATV200				
500 XT	13-14			ATV200				
500 EFI 4x4 A/T	13-14			ATV200				
550 Alterra	2016				ATV200			
550 EFI 4X4	12-13			ATV200				
550 GT EFI 4X4	2012			ATV200				
550 H1 FIS 4X4	09-11			ATV200				
550 Prowler	2009				ATV600	ATV600		
550 TRV 4x4 w/AT	09-13			ATV200				
550 XT 4X4	2013			ATV200				
550 XT LTD	12-14			ATV200				
650 4x4 H1	05-11			ATV200				
650 4x4 H1 MudPro	10-11			ATV200				
650 4x4 w/AT V2	04-06		ATV200	ATV200	ATV600	ATV600		
650 Prowler	2007				ATV600	ATV600		
650 Prowler XT	2006		ATV200	ATV200	ATV600	ATV600		
650 Prowler XT	07-09				ATV600	ATV600		
700 Alterra	2016			ATV200				
700 Alterra MudPro	2018				ATV200			
700 Alterra MudPro	2019			ATV200				
700 Alterra TBX	18-20			ATV200				
700 Alterra TRV	19-20			ATV200				
700 Diesel	07-15		ATV200					
700 EFI 4x4	06-08		ATV200	ATV200				
700 EFI 4x4	09-13			ATV200				
700 EFI H1 MudPro	09-11			ATV200				
700 EFI H1 w/AT	08-11			ATV200				
700 GT EFI	2012			ATV200				
700 LTD EFI	2013			ATV200				
700 TBX	10-14			ATV200				
700 TRV	2008		ATV200	ATV200				
700 TRV	09-10			ATV200				
700 TRV	12-14			ATV200				
700 XT	2013		ATV600	ATV600	ATV600	ATV600		
700i Diesel EFI	12-13		ATV200					

- INDEX
- WIDE OPEN PARTS
- TIRES & WHEELS
- BRAKES
- AIR, OIL & FUEL
- BATTERY & ELECTRICAL
- ENGINE
- BEARINGS
- BUSHINGS
- DRIVELINE**
- AXLES
- BELTS
- CONTROLS
- TOOLS & CHEMICALS
- EXHAUST
- ACCESSORIES

Universal joints continue on the next page.





ARCTIC CAT									
	MODEL	YEAR	REF 1 FRONT AXLE INNER	REF 2 FRONT DRIVE SHAFT DIFF SIDE	REF 3 FRONT DRIVE SHAFT ENGINE SIDE	REF 4 REAR DRIVE SHAFT ENGINE SIDE	REF 5 REAR DRIVE SHAFT DIFF SIDE	REF 6 REAR AXLE INNER	REF 7 REAR AXLE OUTER
INDEX	700i EFI MudPro	12-13			ATV200				
WIDE OPEN PARTS	700i EFI MudPro LTD	2014			ATV200				
	700i H1 TRV GT EFI	11-12			ATV200				
TIRES & WHEELS	900 Stampede	17-18		ATV500	ATV500				
	900 Stampede 4	2018		ATV500	ATV500				
	1000 Havoc X	2018		ATV500	ATV500				
BRAKES	1000 Prowler XTZ	11-12		ATV600	ATV600				
	1000 Prowler XTZ	13-14				ATV600	ATV600		
AIR, OIL & FUEL	1000 TRV	2013		ATV600	ATV600	ATV600	ATV600		
	1000 Alterra TRV	2017		ATV600	ATV600	ATV600	ATV600		
	1000 TRV / Cruiser	09-12		ATV600	ATV600	ATV600	ATV600		
BATTERY & ELECTRICAL	1000 TRV GT	2012		ATV600	ATV600	ATV600	ATV600		
	1000 XT	13-17		ATV600	ATV600	ATV600	ATV600		
	1000i GT	2012		ATV600	ATV600	ATV600	ATV600		
ENGINE	1000i LTD EFI MudPro	12-17		ATV600	ATV600	ATV600	ATV600		
	1000 H2 MudPro	10-11		ATV600	ATV600	ATV600	ATV600		
	1000 H2 Thundercat	2008		ATV200	ATV200	ATV600	ATV600		
BEARINGS	1000 H2 Thundercat	09-11		ATV600	ATV600	ATV600	ATV600		
	1000 Prowler XTZ	09-14		ATV600	ATV600	ATV600	ATV600		
BUSHINGS	1000 Prowler XT	15-17		ATV600	ATV600	ATV600	ATV600		

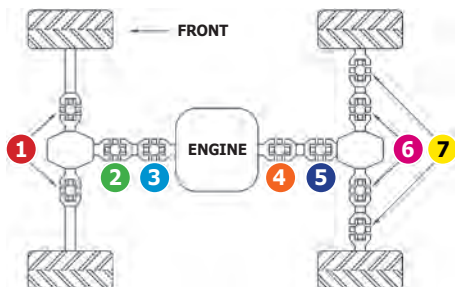
CAN AM									
	MODEL	YEAR	REF 1 FRONT AXLE INNER	REF 2 FRONT DRIVE SHAFT DIFF SIDE	REF 3 FRONT DRIVE SHAFT ENGINE SIDE	REF 4 REAR DRIVE SHAFT ENGINE SIDE	REF 5 REAR DRIVE SHAFT DIFF SIDE	REF 6 REAR AXLE INNER	REF 7 REAR AXLE OUTER
DRIVELINE	330 Outlander	04-05				ATV505	ATV505		
AXLES	400 Outlander	03-12				ATV505	ATV505		
	400 Outlander	13-15				ATV505	ATV800		
BELTS	400 Outlander Max	05-11				ATV505	ATV505		
CONTROLS	400 Outlander Max	13-15				ATV505	ATV800		
TOOLS & CHEMICALS	450 Outlander	15-20		ATV505	ATV505	ATV507	ATV507		
	450 Outlander Max	15-20		ATV505	ATV505	ATV507	ATV507		
EXHAUST	500 Outlander	2007				ATV800	ATV800		
	500 Outlander	08-12			ATV505	ATV800	ATV800		
	500 Outlander	13-15				ATV800	ATV800		
ACCESSORIES	500 Outlander L	2015		ATV505	ATV505	ATV507	ATV507		
	500 Outlander Max	2007				ATV800	ATV800		
	500 Outlander Max	08-12			ATV505	ATV800	ATV800		
	500 Outlander Max	13-15				ATV800	ATV800		
	500 Outlander L Max	2015		ATV505	ATV505	ATV507	ATV507		
	500 Defender	17-20		ATV505	ATV505				
	500 Quest	02-03		ATV505	ATV505	ATV505			
	500 Quest	2004				ATV800			
	500 Renegade	08-12			ATV505	ATV800	ATV800		
	500 Renegade	13-15				ATV800	ATV800		
	500 Traxter	99-04		ATV505	ATV505	ATV505			
	500 Traxter	2005				ATV505			
	500 Traxter Auto CVT	2005				ATV800			
	570 Outlander	2016		ATV505	ATV505	ATV507	ATV507		
	570 Outlander	2017		ATV505	ATV505	ATV800	ATV800		
	570 Outlander	18-20				ATV800	ATV800		
	570 Outlander Max	16-17		ATV505	ATV505	ATV507	ATV507		
	570 Outlander Max	2017				ATV507	ATV507		

Universal joints continue on the next page.



CAN AM		REF 1	REF 2	REF 3	REF 4	REF 5	REF 6	REF 7
MODEL	YEAR	FRONT AXLE INNER	FRONT DRIVE SHAFT DIFF SIDE	FRONT DRIVE SHAFT ENGINE SIDE	REAR DRIVE SHAFT ENGINE SIDE	REAR DRIVE SHAFT DIFF SIDE	REAR AXLE INNER	REAR AXLE OUTER
570 Outlander Max	18-20				ATV800	ATV800		
570 Outlander XMR	16-18		ATV505	ATV505	ATV507	ATV507		
570 Outlander XMR	19-20		ATV505	ATV505	ATV800	ATV800		
570 Renegade	16-17		ATV505	ATV505	ATV507	ATV507		
570 Renegade	2018				ATV800	ATV800		
570 Renegade	19-20				ATV507	ATV507		
570 Renegade XMR	16-18				ATV800	ATV800		
570 Renegade XMR	19-20				ATV507	ATV507		
650 Outlander	06-12			ATV505	ATV800	ATV800		
650 Outlander	13-15				ATV800	ATV800		
650 Outlander	17-18				ATV800	ATV800		
650 Outlander	19-20				ATV507	ATV507		
650 Outlander Max	06-12			ATV505	ATV800	ATV800		
650 Outlander Max	13-15				ATV800	ATV800		
650 Outlander 6x6	15-18				ATV507	ATV507		
650 Outlander 6x6 Max	19-20				ATV507	ATV507		
650 Outlander XMR	13-18				ATV800	ATV800		
650 Outlander XMR	19-20				ATV507	ATV507		
650 Quest	02-03		ATV505	ATV505	ATV800			
650 Quest	2004				ATV800			
650 Renegade	18-19				ATV507	ATV507		
650 Traxter	04-05				ATV800			
800 Commander STD	11-13		ATV505	ATV505	ATV800	ATV800		
800 Commander STD	2014		ATV505	ATV505	ATV507	ATV507		
800 Commander STD	15-16		ATV505	ATV505	ATV800	ATV800		
800 Commander STD	17-20		ATV505	ATV505	ATV507	ATV507		
800 Commander DPS	2013		ATV505	ATV505	ATV800	ATV800		
800 Commander DPS	14-15		ATV505	ATV505	ATV507	ATV507		
800 Commander DPS	2016		ATV505	ATV505	ATV800	ATV800		
800 Commander DPS	17-20		ATV505	ATV505	ATV507	ATV507		
800 Commander XT	11-13		ATV505	ATV505	ATV800	ATV800		
800 Commander XT	14-15		ATV505	ATV505	ATV507	ATV507		
800 Commander XT	2016		ATV505	ATV505	ATV800	ATV800		
800 Commander XT	17-20		ATV505	ATV505	ATV507	ATV507		
800 Commander Max	2016		ATV505	ATV505	ATV800	ATV800		
800 Commander Max	17-20		ATV505	ATV505	ATV507	ATV507		
800 Defender	16-20		ATV505	ATV505				

- INDEX
- WIDE OPEN PARTS
- TIRES & WHEELS
- BRAKES
- AIR, OIL & FUEL
- BATTERY & ELECTRICAL
- ENGINE
- BEARINGS
- BUSHINGS
- DRIVELINE**
- AXLES
- BELTS
- CONTROLS
- TOOLS & CHEMICALS
- EXHAUST
- ACCESSORIES



KEY	
1	FRONT AXLE INNER
2	FRONT DRIVE SHAFT DIFFERENTIAL SIDE
3	FRONT DRIVE SHAFT ENGINE SIDE
4	REAR DRIVE SHAFT ENGINE SIDE
5	REAR DRIVE SHAFT DIFFERENTIAL SIDE
6	REAR AXLE INNER
7	REAR AXLE OUTER

NOTES FOR UTILITY MODELS:

1. Six wheel vehicles' middle drive shaft use the same U-joints as rear drive shaft (loc. 4 and 5 on dia.)
2. Middle axles use the same U-joints as rear axles (loc 6 and 7 on dia.)
3. Utility vehicles with middle U-joint on front drive shaft use the same U-joint as front (loc. 2 on dia.)

Universal joints continue on the next page.





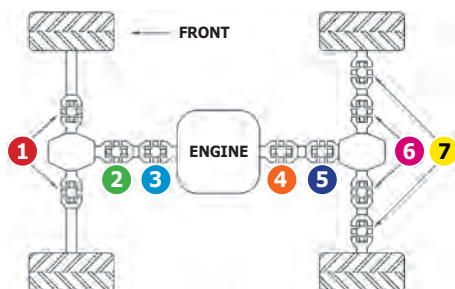
CAN AM			REF 1	REF 2	REF 3	REF 4	REF 5	REF 6	REF 7
INDEX	MODEL	YEAR	FRONT AXLE INNER	FRONT DRIVE SHAFT DIFF SIDE	FRONT DRIVE SHAFT ENGINE SIDE	REAR DRIVE SHAFT ENGINE SIDE	REAR DRIVE SHAFT DIFF SIDE	REAR AXLE INNER	REAR AXLE OUTER
WIDE OPEN PARTS	800 Defender Max	17-20		ATV505	ATV505				
	800 Maverick Trail	18-20		ATV505	ATV505				
	800 Outlander	06-11			ATV505	ATV800	ATV800		
TIRES & WHEELS	800 Outlander R	12-15				ATV800	ATV800		
	800 Outlander Max	06-11			ATV505	ATV800	ATV800		
	800 Outlander Max	12-15				ATV800	ATV800		
BRAKES	800 Outlander XMR	11-12				ATV800	ATV800		
	800 Outlander XMR	2015				ATV507	ATV507		
AIR, OIL & FUEL	800 Renegade	07-11			ATV505	ATV800	ATV800		
	800 Renegade	12-15				ATV800	ATV800		
	850 Outlander	2016				ATV800	ATV800		
BATTERY & ELECTRICAL	850 Outlander DPS	16-18				ATV800	ATV800		
	850 Outlander DPS	19-20				ATV507	ATV507		
	850 Outlander XT	16-18				ATV800	ATV800		
ENGINE	850 Outlander XT	19-20				ATV507	ATV507		
	850 Outlander XMR	2016				ATV800	ATV800		
	850 Outlander XMR	17-20				ATV507	ATV507		
BEARINGS	850 Outlander DPS Max	17-18				ATV800	ATV800		
	850 Outlander DPS Max	19-20				ATV507	ATV507		
	850 Outlander XT Max	2016				ATV800	ATV800		
BUSHINGS	850 Renegade	16-18				ATV800	ATV800		
	850 Renegade	19-20				ATV507	ATV507		
	900 Maverick X3 (All Models)	17-19		ATV505	ATV505				
DRIVELINE	1000 Commander DPS	16-20		ATV505	ATV505	ATV507	ATV507		
	1000 Commander LTD	13-14		ATV505	ATV505	ATV800	ATV800		
	1000 Commander LTD	15-20		ATV505	ATV505	ATV507	ATV507		
AXLES	1000 Commander STD	11-14		ATV505	ATV505	ATV800	ATV800		
	1000 Commander STD	2015		ATV505	ATV505	ATV507	ATV507		
	1000 Commander STD	2016		ATV505	ATV505	ATV800	ATV800		
BELTS	1000 Commander STD	17-19		ATV505	ATV505	ATV507	ATV507		
	1000 Commander XT	2016		ATV505	ATV505	ATV800	ATV800		
	1000 Commander XT	17-20		ATV505	ATV505	ATV507	ATV507		
CONTROLS	1000 Commander XT/DPS	13-14		ATV505	ATV505	ATV800	ATV800		
	1000 Commander XT/DPS	2015		ATV505	ATV505	ATV507	ATV507		
	1000 Commander XT/LTD/DPS	11-12		ATV505	ATV505	ATV800	ATV800		
TOOLS & CHEMICALS	1000 Commander XTP	2014		ATV505	ATV505	ATV800	ATV800		
	1000 Commander XTP	15-17		ATV505	ATV505	ATV507	ATV507		
	1000 Commander Max DPS	18-19		ATV505	ATV505	ATV507	ATV507		
EXHAUST	1000 Commander Max LTD	15-20		ATV505	ATV505	ATV507	ATV507		
	1000 Commander Max STD	2015		ATV505	ATV505	ATV507	ATV507		
	1000 Commander Max STD	2016		ATV505	ATV505	ATV800	ATV800		
	1000 Commander Max STD	17-19		ATV505	ATV505	ATV507	ATV507		
	1000 Commander Max XT	18-20		ATV505	ATV505	ATV507	ATV507		
	1000 Commander Max XT/DPS	15-17		ATV505	ATV505	ATV507	ATV507		
	1000 Commander Max XT/DPS/LTD	2014		ATV505	ATV505	ATV800	ATV800		
	1000 Commander Max XTP	2015		ATV505	ATV505	ATV507	ATV507		
	1000 Defender	16-20		ATV505	ATV505				
	1000 Defender Max	17-20		ATV505	ATV505				
ACCESSORIES	1000 Defender XMR	18-20		ATV505	ATV505				
	1000 Maverick STD	2013		ATV505	ATV505	ATV800	ATV800		

Universal joints continue on the next page.



CAN AM		REF 1	REF 2	REF 3	REF 4	REF 5	REF 6	REF 7
MODEL	YEAR	FRONT AXLE INNER	FRONT DRIVE SHAFT DIFF SIDE	FRONT DRIVE SHAFT ENGINE SIDE	REAR DRIVE SHAFT ENGINE SIDE	REAR DRIVE SHAFT DIFF SIDE	REAR AXLE INNER	REAR AXLE OUTER
1000 Maverick STD	14-18		ATV505	ATV505	ATV507	ATV507		
1000 Maverick XXC	2015		ATV505	ATV505	ATV507	ATV507		
1000 Maverick Max STD	14-18		ATV505	ATV505	ATV507	ATV507		
1000 Maverick XMR	14-18		ATV505	ATV505	ATV507	ATV507		
1000 Maverick Sport	19-20		ATV505	ATV505				
1000 Maverick Trail	18-20		ATV505	ATV505				
1000 Maverick Turbo	16-17		ATV505	ATV505	ATV507	ATV507		
1000 Outlander DPS	12-18				ATV800	ATV800		
1000 Outlander DPS	2019				ATV507	ATV507		
1000 Outlander XT	12-18				ATV800	ATV800		
1000 Outlander XT	19-20				ATV507	ATV507		
1000 Outlander XMR	13-14				ATV800	ATV800		
1000 Outlander XMR	2015				ATV507	ATV507		
1000 Outlander XMR	16-18				ATV800	ATV800		
1000 Outlander XMR	19-20				ATV507	ATV507		
1000 Outlander 6x6	15-18				ATV507	ATV507		
1000 Outlander Max	13-18				ATV800	ATV800		
1000 Outlander Max	19-20				ATV507	ATV507		
1000 Renegade	12-17				ATV800	ATV800		
1000 Renegade	19-20				ATV507	ATV507		
1000 Renegade XMR	16-18				ATV800	ATV800		
1000 Renegade XMR	19-20				ATV507	ATV507		

CF MOTO		REF 1	REF 2	REF 3	REF 4	REF 5	REF 6	REF 7
MODEL	YEAR	FRONT AXLE INNER	FRONT DRIVE SHAFT DIFF SIDE	FRONT DRIVE SHAFT ENGINE SIDE	REAR DRIVE SHAFT ENGINE SIDE	REAR DRIVE SHAFT DIFF SIDE	REAR AXLE INNER	REAR AXLE OUTER
Tracker 800 CF800-3 UTV	13-14		ATV800	ATV800	ATV800			



KEY	
1	FRONT AXLE INNER
2	FRONT DRIVE SHAFT DIFFERENTIAL SIDE
3	FRONT DRIVE SHAFT ENGINE SIDE
4	REAR DRIVE SHAFT ENGINE SIDE
5	REAR DRIVE SHAFT DIFFERENTIAL SIDE
6	REAR AXLE INNER
7	REAR AXLE OUTER

NOTES FOR UTILITY MODELS:

1. Six wheel vehicles' middle drive shaft use the same U-joints as rear drive shaft (loc. 4 and 5 on dia.)
2. Middle axles use the same U-joints as rear axles (loc 6 and 7 on dia.)
3. Utility vehicles with middle U-joint on front drive shaft use the same U-joint as front (loc. 2 on dia.)

Universal joints continue on the next page.

- INDEX
- WIDE OPEN PARTS
- TIRES & WHEELS
- BRAKES
- AIR, OIL & FUEL
- BATTERY & ELECTRICAL
- ENGINE
- BEARINGS
- BUSHINGS
- DRIVELINE
- AXLES
- BELTS
- CONTROLS
- TOOLS & CHEMICALS
- EXHAUST
- ACCESSORIES



UNIVERSAL JOINTS



- INDEX
- WIDE OPEN PARTS
- TIRES & WHEELS
- BRAKES
- AIR, OIL & FUEL
- BATTERY & ELECTRICAL
- ENGINE
- BEARINGS
- BUSHINGS
- DRIVELINE
- AXLES
- BELTS
- CONTROLS
- TOOLS & CHEMICALS
- EXHAUST
- ACCESSORIES

HONDA		REF 1	REF 2	REF 3	REF 4	REF 5	REF 6	REF 7
MODEL	YEAR	FRONT AXLE INNER	FRONT DRIVE SHAFT DIFF SIDE	FRONT DRIVE SHAFT ENGINE SIDE	REAR DRIVE SHAFT ENGINE SIDE	REAR DRIVE SHAFT DIFF SIDE	REAR AXLE INNER	REAR AXLE OUTER
TRX250 Recon	97-21				ATV100*			
TRX250EX/X	01-21				ATV100*			
TRX300 Fourtrax	88-00				ATV100*			
TRX350 Rancher	00-06				ATV100*			
TRX400 Rancher	04-07				ATV100*			
TRX400 Foreman	95-03				ATV100*			
TRX420 Rancher SRA	07-13				ATV101*			
TRX420 Rancher SRA	14-21				ATV104*			
TRX420 Rancher IRS Auto	09-14				ATV102*			
TRX420 Rancher IRS Auto	15-21				ATV104*			
TRX450 Foreman	98-04				ATV100*			
SXS500 Pioneer	15-21				ATV104*			
TRX500 Foreman	05-11				ATV100*			
TRX500 Foreman	12-13				ATV103*			
TRX500 Foreman	14-19				ATV104*			
TRX500 Rubicon	01-14				ATV100*			
TRX500 Rubicon	15-17				ATV104*			
SXS520 Pioneer	2021				ATV104*			
TRX520 Foreman	20-21				ATV104*			
TRX520 Rubicon	20-21				ATV104*			
TRX650 Rincon	03-05				ATV105*			
TRX680 Rincon	06-21				ATV105*			
SXS700M2/4 Pioneer	14-21				ATV104*			
SXS1000S4 Talon X4	2020		ATV500	ATV500				

KEY

* OEM YOKE ASSEMBLY

KAWASAKI		REF 1	REF 2	REF 3	REF 4	REF 5	REF 6	REF 7
MODEL	YEAR	FRONT AXLE INNER	FRONT DRIVE SHAFT DIFF SIDE	FRONT DRIVE SHAFT ENGINE SIDE	REAR DRIVE SHAFT ENGINE SIDE	REAR DRIVE SHAFT DIFF SIDE	REAR AXLE INNER	REAR AXLE OUTER
KLF300C Bayou 4X4	89-05		ATV700	ATV700				
KVF300A Prairie 4x4	99-00		ATV701	ATV701	ATV702			
KVF300A Prairie 4x4	01-02		ATV701	ATV701	ATV702			
KVF300B Prairie 2x4	99-02				ATV702			
KVF360A & C Prairie 4x4	03-13				ATV703			
KVF360B Prairie 2x4	03-11				ATV703			
KLF400 Bayou	93-99		ATV701	ATV701				
KVF400A Prairie 4x4	97-98		ATV701	ATV701	ATV702			
KVF400B Prairie 2x4	1998				ATV702			
KVF400C Prairie 4x4	99-02		ATV701	ATV701	ATV702			
KVF400D Prairie 2x4	99-02				ATV702			
KVF650 Prairie	02-03				ATV703			
KVF650 Brute Force SRA	05-13				ATV703			
KVF650i Brute Force IRS	06-13				ATV703	ATV703		
KFX 700 V-Force	04-09				ATV703			
KVF700 Prairie	04-06				ATV703			
KVF750 Brute Force	05-20				ATV703	ATV703		

Universal joints continue on the next page.

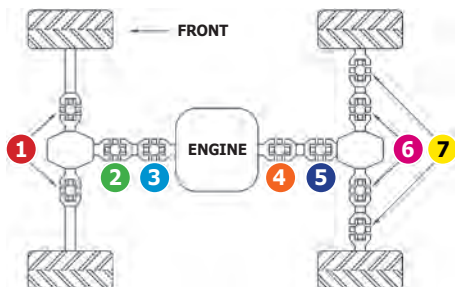
UNIVERSAL JOINTS





KAWASAKI								
MODEL	YEAR	REF 1 FRONT AXLE INNER	REF 2 FRONT DRIVE SHAFT DIFF SIDE	REF 3 FRONT DRIVE SHAFT ENGINE SIDE	REF 4 REAR DRIVE SHAFT ENGINE SIDE	REF 5 REAR DRIVE SHAFT DIFF SIDE	REF 6 REAR AXLE INNER	REF 7 REAR AXLE OUTER
750 Teryx	08-13		ATV702	ATV702	ATV600	ATV600		
750 Teryx 4	12-13		ATV704	ATV704	ATV705	ATV705		
800 Teryx	14-20		ATV704	ATV704	ATV705	ATV705		
800 Teryx 4	14-20		ATV704	ATV704	ATV705	ATV705		
KRX1000 Teryx	20-21		ATV704	ATV704				
Mule SX	17-20		ATV702					
Mule Pro DX	16-18			ATV704				
Mule Pro DXT	16-18			ATV704				
Mule Pro MX	19-20			ATV704				
Mule Pro FX	15-20			ATV704				
Mule Pro FXR	18-20			ATV704				
Mule Pro FXT	15-20			ATV704				
Mule 610 4X4	05-16		ATV702	ATV702	ATV702	ATV702		
Mule 2500	94-00						ATV704	ATV704
Mule 2510 4x4	93-99	ATV704	ATV700	ATV700			ATV704	ATV704
Mule 2510 4x4	2000		ATV702	ATV702			ATV704	ATV704
Mule 2520	93-00						ATV704	ATV704
Mule 3000	01-08						ATV704	ATV704
Mule 3010 4X4	01-08		ATV702	ATV702			ATV704	ATV704
Mule 3020	01-03						ATV704	ATV704
Mule 4000	09-20						ATV704	ATV704
Mule 4010 4x4	09-20		ATV702	ATV702			ATV704	ATV704
Mule 2510 Diesel	00-02		ATV702	ATV702			ATV704	ATV704
Mule 3010 Diesel	01-08		ATV702	ATV702			ATV704	ATV704
Mule 4010 4x4 Diesel	09-13		ATV702	ATV702			ATV704	ATV704

KUBOTA								
MODEL	YEAR	REF 1 FRONT AXLE INNER	REF 2 FRONT DRIVE SHAFT DIFF SIDE	REF 3 FRONT DRIVE SHAFT ENGINE SIDE	REF 4 REAR DRIVE SHAFT ENGINE SIDE	REF 5 REAR DRIVE SHAFT DIFF SIDE	REF 6 REAR AXLE INNER	REF 7 REAR AXLE OUTER
RTV900	03-08						ATV900	ATV900
RTV900G6	All		ATV903	ATV903	ATV903		ATV208	ATV208
RTV900G9	All						ATV208	ATV208
RTV900R	All						ATV208	ATV208
RTV900R6	All		ATV903	ATV903	ATV903		ATV208	ATV208
RTV900R9	All						ATV208	ATV208



KEY	
1	FRONT AXLE INNER
2	FRONT DRIVE SHAFT DIFFERENTIAL SIDE
3	FRONT DRIVE SHAFT ENGINE SIDE
4	REAR DRIVE SHAFT ENGINE SIDE
5	REAR DRIVE SHAFT DIFFERENTIAL SIDE
6	REAR AXLE INNER
7	REAR AXLE OUTER

NOTES FOR UTILITY MODELS:

1. Six wheel vehicles' middle drive shaft use the same U-joints as rear drive shaft (loc. 4 and 5 on dia.)
2. Middle axles use the same U-joints as rear axles (loc 6 and 7 on dia.)
3. Utility vehicles with middle U-joint on front drive shaft use the same U-joint as front (loc. 2 on dia.)

INDEX

WIDE OPEN PARTS

TIRES & WHEELS

BRAKES

AIR, OIL & FUEL

BATTERY & ELECTRICAL

ENGINE

BEARINGS

BUSHINGS

DRIVELINE

AXLES

BELTS

CONTROLS

TOOLS & CHEMICALS

EXHAUST

ACCESSORIES



Universal joints continue on the next page.



KUBOTA									
INDEX	MODEL	YEAR	REF 1 FRONT AXLE INNER	REF 2 FRONT DRIVE SHAFT DIFF SIDE	REF 3 FRONTT DRIVE SHAFT ENGINE SIDE	REF 4 REAR DRIVE SHAFT ENGINE SIDE	REF 5 REAR DRIVE SHAFT DIFF SIDE	REF 6 REAR AXLE INNER	REF 7 REAR AXLE OUTER
	RTV900T	All						ATV208	ATV208
WIDE OPEN PARTS	RTV900T5	All		ATV903				ATV208	ATV208
	RTV900T6	All			ATV903	ATV903		ATV208	ATV208
TIRES & WHEELS	RTV900T9	All						ATV208	ATV208
	RTV900W	All						ATV208	ATV208
	RTV900W6	All		ATV903	ATV903	ATV903		ATV208	ATV208
BRAKES	RTV900W6SE	All		ATV903	ATV903	ATV903			
	RTV900W9	All						ATV208	ATV208
	RTV900W9SE	All						ATV208	ATV208
AIR, OIL & FUEL	RTV1100	07-08						ATV902	ATV904
	RTV1100 Before serial # 25302	2009						ATV902	ATV904
BATTERY & ELECTRICAL	RTV1100 After serial # 25303	2009						ATV904	ATV904
ENGINE	RTV1100	10-14						ATV904	ATV904

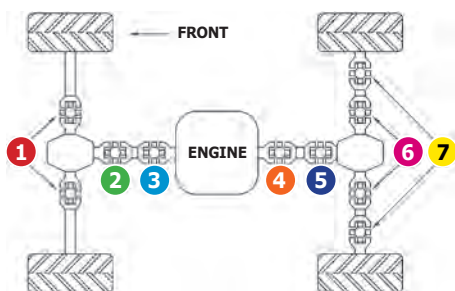
POLARIS									
INDEX	MODEL	YEAR	REF 1 FRONT AXLE INNER	REF 2 FRONT DRIVE SHAFT DIFF SIDE	REF 3 FRONTT DRIVE SHAFT ENGINE SIDE	REF 4 REAR DRIVE SHAFT ENGINE SIDE	REF 5 REAR DRIVE SHAFT DIFF SIDE	REF 6 REAR AXLE INNER	REF 7 REAR AXLE OUTER
	LSV Electric 4X4	11-12		ATV500	ATV500				
	Ranger EV 4X4	10-20		ATV500	ATV500				
	Ranger EV 4X4	2014		ATV500	ATV500				
	Ranger EV 4x4	2015		ATV500	ATV500				
AXLES	250 Trail Boss 4x4	1995	ATV505						
	250 Xplorer 4X4	2000	ATV500	ATV503	ATV503				
BELTS	250 Xplorer 4X4	01-02	ATV500	ATV500	ATV500				
	300 4X4	1995	ATV505						
CONTROLS	300 Hawkeye 4x4	06-07		ATV500	ATV500				
	300 Sportsman 4X4	08-10		ATV500	ATV500				
	300 Xplorer 4x4	96-97	ATV505						
TOOLS & CHEMICALS	300 Xplorer 4x4	98-99	ATV505						
	325 Ace	14-16		ATV500	ATV500				
	325 Magnum 2x4	00-02				ATV500			
EXHAUST	325 Magnum 4x4	00-02	ATV505	ATV500	ATV500	ATV500			
	325 Magnum 4x4 HDS AA	2001	ATV505			ATV500			
	325 Magnum 4x4 HDS FB	2001	ATV505			ATV500			
	325 Magnum 4x4 HDS	2002	ATV505			ATV500			
	325 Ranger ETX	15-16		ATV500	ATV500				
	325 Sportsman ETX EFI	2015		ATV500	ATV500				
	325 Xpedition	00-02	ATV505	ATV500	ATV500	ATV500			
	330 ATP 4X4	2004	ATV500	ATV500	ATV500	ATV500			
	330 ATP 4X4	2005		ATV500	ATV500	ATV500			
	330 Magnum 2x4	03-04				ATV505			
	330 Magnum 4x4 AA AB AC	03-04	ATV500	ATV500	ATV500	ATV505			
	330 Magnum 4x4 FB	03-04		ATV500	ATV500	ATV505			
	330 Magnum 2x4	2005				ATV505			
	330 Magnum 4x4	2005		ATV500	ATV500	ATV505			
	335 Sportsman	99-00	ATV505	ATV505	ATV505			ATV503	ATV502
	335 Worker	1999	ATV505	ATV505	ATV505			ATV503	ATV502
	350L 4x4	1993	ATV505						
	350 Sportsman 350 4x4	1993	ATV505						
ACCESSORIES	400L Big Boss 6x6	1997	ATV505						

Universal joints continue on the next page.



POLARIS		REF 1	REF 2	REF 3	REF 4	REF 5	REF 6	REF 7
MODEL	YEAR	FRONT AXLE INNER	FRONT DRIVE SHAFT DIFF SIDE	FRONT DRIVE SHAFT ENGINE SIDE	REAR DRIVE SHAFT ENGINE SIDE	REAR DRIVE SHAFT DIFF SIDE	REAR AXLE INNER	REAR AXLE OUTER
400L Magnum 6x6	1997	ATV505						
400 Ranger 4x4	10-14		ATV500	ATV500				
400 Scrambler 4x4	1997	ATV505						
400 Scrambler 4x4	1998	ATV505	ATV500	ATV500				
400 Scrambler 4x4	99-02	ATV500	ATV500	ATV500				
400 Sportsman 4x4	1994	ATV505						
400 Sportsman 4x4	1997	ATV505						
400 Sportsman 4x4 (After 12-7-00)	2001	ATV505	ATV505	ATV505				
400 Sportsman 4x4 (Before 12-7-00)	2001	ATV505	ATV500	ATV500				
400 Sportsman 4x4	02-05		ATV500	ATV500				
400 Sportsman HO 4x4	08-14		ATV500	ATV500				
400L Xplorer 4x4	1998	ATV505						
400L Xplorer 4x4	99-02	ATV500	ATV500	ATV500				
425 Magnum 4x4	1998	ATV505						
425 Xpedition	00-01	ATV505	ATV500	ATV500	ATV500			
425 Xpedition	2002	ATV500	ATV500	ATV500	ATV500			
450 Sportsman	06-07		ATV500	ATV500				
450 Sportsman	16-20		ATV500	ATV500				
455 Diesel 4x4	2000	ATV505						
455 Diesel 4x4	1999	ATV505					ATV503	ATV502
500 Ace	17-19		ATV500	ATV500				
500 ATP 4X4	2004	ATV500	ATV500	ATV500	ATV500			
500 ATP 4X4	2005		ATV500	ATV500	ATV500			
500 Big Boss 6x6	98-99	ATV505						
500 Big Boss 6x6	2000	ATV505	ATV503	ATV503				
500 Big Boss 6x6	2001	ATV505	ATV500	ATV500				
500 Big Boss 6x6	02-03	ATV500	ATV500	ATV500				
500 Magnum 2x4 HDS	2002				ATV500			
500 Magnum 4x4	1999	ATV500	ATV500	ATV500	ATV500			
500 Magnum 4x4	2000	ATV505	ATV500	ATV500	ATV500			
500 Magnum 4x4	2001	ATV505			ATV500			
500 Magnum 4x4	2002	ATV500	ATV500	ATV500	ATV500			
500 Magnum 4x4 HDS AA/AB/FB	2002		ATV500	ATV500	ATV500			
500 Magnum 4x4 HDS	2003		ATV500	ATV500	ATV505			
500 Ranger Series 10 4x4 & 6x6	2007	ATV500	ATV500	ATV500	ATV500	ATV500	ATV502	ATV502

- INDEX
- WIDE OPEN PARTS
- TIRES & WHEELS
- BRAKES
- AIR, OIL & FUEL
- BATTERY & ELECTRICAL
- ENGINE
- BEARINGS
- BUSHINGS
- DRIVELINE**
- AXLES
- BELTS
- CONTROLS
- TOOLS & CHEMICALS
- EXHAUST
- ACCESSORIES



KEY	
1	FRONT AXLE INNER
2	FRONT DRIVE SHAFT DIFFERENTIAL SIDE
3	FRONT DRIVE SHAFT ENGINE SIDE
4	REAR DRIVE SHAFT ENGINE SIDE
5	REAR DRIVE SHAFT DIFFERENTIAL SIDE
6	REAR AXLE INNER
7	REAR AXLE OUTER

NOTES FOR UTILITY MODELS:

1. Six wheel vehicles' middle drive shaft use the same U-joints as rear drive shaft (loc. 4 and 5 on dia.)
2. Middle axles use the same U-joints as rear axles (loc 6 and 7 on dia.)
3. Utility vehicles with middle U-joint on front drive shaft use the same U-joint as front (loc. 2 on dia.)

Universal joints continue on the next page.





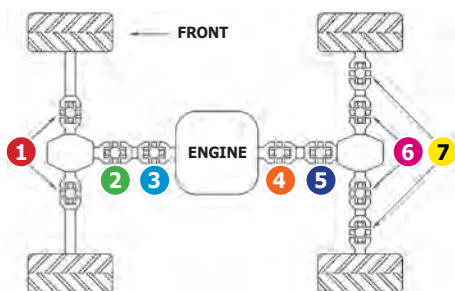
POLARIS		REF 1	REF 2	REF 3	REF 4	REF 5	REF 6	REF 7	
INDEX	MODEL	YEAR	FRONT AXLE INNER	FRONT DRIVE SHAFT DIFF SIDE	FRONT DRIVE SHAFT ENGINE SIDE	REAR DRIVE SHAFT ENGINE SIDE	REAR DRIVE SHAFT DIFF SIDE	REAR AXLE INNER	REAR AXLE OUTER
WIDE OPEN PARTS	500 Ranger Series 11 4x4 & 6x6	2007		ATV500	ATV500				
	500 Ranger 2X4	08-09				ATV500	ATV500		
TIRES & WHEELS	500 Ranger 4X4	1999	ATV500	ATV500	ATV500			ATV502	ATV502
	500 Ranger 4X4	2004	ATV500	ATV500	ATV500	ATV500	ATV500	ATV502	ATV502
	500 Ranger 4X4	05-09		ATV500	ATV500	ATV500	ATV500		
BRAKES	500 Ranger 4X4	10-13		ATV500	ATV500				
	500 Ranger 4X4	19-20		ATV500	ATV500				
	500 Ranger 4X4 Crew	11-13		ATV500	ATV500				
AIR, OIL & FUEL	500 Ranger 6x6	2004	ATV500	ATV500	ATV500	ATV500	ATV500	ATV502	ATV502
	500 Ranger 6x6	2005		ATV500	ATV500	ATV500	ATV500		
BATTERY & ELECTRICAL	500 Scrambler 4x4	1997	ATV505						
	500 Scrambler 4x4	98-09	ATV505	ATV500	ATV500				
	500 Scrambler 4x4	10-12		ATV500	ATV500				
ENGINE	500 Sportsman 4x4	1996		ATV500	ATV500			ATV503	ATV502
	500 Sportsman 4x4	1997	ATV500	ATV500	ATV500			ATV503	ATV502
	500 Sportsman 4x4	1998	ATV505					ATV503	ATV502
BEARINGS	500 Sportsman 4x4	99-00	ATV505	ATV505	ATV505				
	500 Sportsman 4x4 HO	2001	ATV505						
	500 Sportsman 4x4 HO	02-03	ATV500	ATV500	ATV500				
BUSHINGS	500 Sportsman 4x4 HO	04-13		ATV500	ATV500				
	500 Sportsman EFI	2009		ATV500	ATV500				
	500 Sportsman X2	06-09		ATV500	ATV500				
DRIVELINE	500 Sportsman Touring	08-13		ATV500	ATV500				
	500 Sportsman 6x6	2000	ATV505	ATV503	ATV503				
	500 Sportsman 6x6	2001	ATV505	ATV500	ATV500				
AXLES	500 Sportsman 6x6	02-08	ATV500	ATV500	ATV500				
	500 Worker 4x4	99-02	ATV505	ATV505	ATV505				
	500 Xplorer	1997	ATV500	ATV500	ATV500			ATV503	ATV502
BELTS	550 Sportsman	09-10		ATV500	ATV500	ATV500	ATV500		
	550 Sportsman	2011				ATV500	ATV500		
	550 Sportsman	12-14		ATV506	ATV506	ATV500	ATV500		
CONTROLS	570 Ace	15-19		ATV500	ATV500				
	570 Ranger Midsize	14-20		ATV500	ATV500				
	570 Ranger Midsize Crew	14-20		ATV500	ATV500				
TOOLS & CHEMICALS	570 Ranger Fullsize	15-20		ATV500	ATV500				
	570 Ranger Fullsize Crew	15-16		ATV500	ATV500				
	570 Ranger Full Size With Strut	2016		ATV500	ATV500				
EXHAUST	570 Ranger HD	2019		ATV500	ATV500				
	570 Ranger XP	2016		ATV500	ATV500				
	570-6 Ranger Full Size Crew	16-20		ATV500	ATV500				
	570 RZR	12-20		ATV500	ATV500				
	570 Sportsman (All Models)	14-20		ATV500	ATV500				
	600 Sportsman 4x4	03-04	ATV500	ATV500	ATV500	ATV500	ATV500		
	600 Sportsman 4x4	2005		ATV500	ATV500	ATV500	ATV500		
	700 Sportsman 4x4	02-04	ATV500	ATV500	ATV500	ATV500	ATV500		
	700 Sportsman 4x4	05-07		ATV500	ATV500	ATV500	ATV500		
	700 Sportsman X2	2008		ATV500	ATV500				
ACCESSORIES	700 Ranger 4x4	05-09		ATV500	ATV500	ATV500	ATV500		
	700 Ranger 4x4 Crew	08-09		ATV500	ATV500	ATV500	ATV500		
	700 Ranger 6x6	06-09		ATV500	ATV500	ATV500	ATV500		
	800 Ranger 4x4	10-14		ATV500	ATV500				
	800 Ranger 4x4 Crew	10-12		ATV500	ATV500	ATV500	ATV500		

Universal joints continue on the next page.



POLARIS		REF 1	REF 2	REF 3	REF 4	REF 5	REF 6	REF 7
MODEL	YEAR	FRONT AXLE INNER	FRONT DRIVE SHAFT DIFF SIDE	FRONT DRIVE SHAFT ENGINE SIDE	REAR DRIVE SHAFT ENGINE SIDE	REAR DRIVE SHAFT DIFF SIDE	REAR AXLE INNER	REAR AXLE OUTER
800 Ranger 4x4 Crew	13-14		ATV500	ATV500				
800 Ranger 6X6	10-16		ATV500	ATV500	ATV500	ATV500		
800 Ranger 4x4 Midsize	13-14		ATV500	ATV500				
800 RZR	08-14		ATV500	ATV500				
800 RZR 4	2010		ATV500	ATV500				
800 RZR 4	11-13		ATV500	ATV500	ATV500	ATV500		
800 RZR 4	2014		ATV500	ATV500				
800 RZR S	09-14		ATV500	ATV500				
800 Sportsman EFI	2005		ATV500	ATV500				
800 Sportsman EFI	06-10		ATV500	ATV500	ATV500	ATV500		
800 Sportsman EFI	11-14		ATV500	ATV500				
800 Sportsman EFI 6x6	09-13		ATV500	ATV500	ATV500	ATV500		
800 Sportsman Touring EFI	08-09		ATV500	ATV500				
800 Sportsman X2 EFI	07-09		ATV500	ATV500				
850 Scrambler	13-17		ATV506	ATV506	ATV500	ATV500		
850 Scrambler	18-20		ATV500	ATV500				
850 Sportsman XP	09-10		ATV500	ATV500	ATV500	ATV500		
850 Sportsman XP	12-13		ATV506	ATV506	ATV500	ATV500		
850 Sportsman XP	2015		ATV506	ATV506	ATV500	ATV500		
850 Sportsman SP	15-17		ATV506	ATV506	ATV500	ATV500		
850 Sportsman SP	2018		ATV500	ATV500				
850 Sportsman High Lifter	16-17		ATV500	ATV500	ATV500	ATV500		
850 Sportsman High Lifter	18-20		ATV500	ATV500				
900 Ace	16-19		ATV500	ATV500				
900 Brutus HD	13-15		ATV500	ATV500				
900 Ranger XP	13-18		ATV500	ATV500				
900 Ranger XP Crew	14-19		ATV500	ATV500				
900 Ranger Diesel	11-14		ATV500	ATV500	ATV500	ATV500		
900 Ranger Diesel Crew	12-14		ATV500	ATV500	ATV500	ATV500		
900 Ranger Diesel HST/Deluxe	2014		ATV500	ATV500				
900 RZR	11-20		ATV500	ATV500				
900 RZR 4	12-18		ATV500	ATV500				
900 RZR S	15-20		ATV500	ATV500				
925 RZR Turbo	16-20		ATV500	ATV500				
925 RZR Turbo 4	16-20		ATV500	ATV500				

- INDEX
- WIDE OPEN PARTS
- TIRES & WHEELS
- BRAKES
- AIR, OIL & FUEL
- BATTERY & ELECTRICAL
- ENGINE
- BEARINGS
- BUSHINGS
- DRIVELINE**
- AXLES
- BELTS
- CONTROLS
- TOOLS & CHEMICALS
- EXHAUST
- ACCESSORIES



KEY	
1	FRONT AXLE INNER
2	FRONT DRIVE SHAFT DIFFERENTIAL SIDE
3	FRONT DRIVE SHAFT ENGINE SIDE
4	REAR DRIVE SHAFT ENGINE SIDE
5	REAR DRIVE SHAFT DIFFERENTIAL SIDE
6	REAR AXLE INNER
7	REAR AXLE OUTER

NOTES FOR UTILITY MODELS:

1. Six wheel vehicles' middle drive shaft use the same U-joints as rear drive shaft (loc. 4 and 5 on dia.)
2. Middle axles use the same U-joints as rear axles (loc 6 and 7 on dia.)
3. Utility vehicles with middle U-joint on front drive shaft use the same U-joint as front (loc. 2 on dia.)

Universal joints continue on the next page.





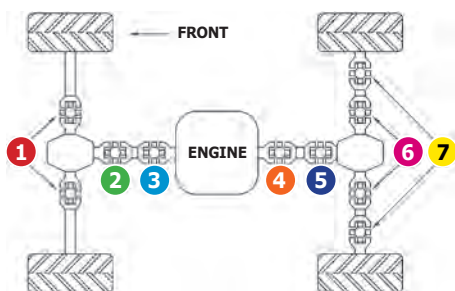
POLARIS									
INDEX	MODEL	YEAR	REF 1 FRONT AXLE INNER	REF 2 FRONT DRIVE SHAFT DIFF SIDE	REF 3 FRONT DRIVE SHAFT ENGINE SIDE	REF 4 REAR DRIVE SHAFT ENGINE SIDE	REF 5 REAR DRIVE SHAFT DIFF SIDE	REF 6 REAR AXLE INNER	REF 7 REAR AXLE OUTER
	925 RZR Turbo S	18-20		ATV505	ATV505				
WIDE OPEN PARTS	925 RZR Turbo S4	19-20		ATV505	ATV505				
	925 RZR Pro XP	2020		ATV500	ATV500	ATV508			
TIRES & WHEELS	925 RZR Pro XP 4	2020		ATV500	ATV500	ATV508			
	1000 General	16-20		ATV500	ATV500				
	1000 General 4	17-20		ATV500	ATV500				
BRAKES	1000 Ranger HST	15-16		ATV500	ATV500				
	1000 Ranger Diesel	15-17		ATV500	ATV500				
	1000 Ranger Diesel Crew	15-18		ATV500	ATV500				
AIR, OIL & FUEL	1000 Ranger EPS Crew	2020		ATV500					
	1000 Ranger EPS Full Size Crew	2020		ATV500	ATV500				
BATTERY & ELECTRICAL	1000 Ranger XP Crew	2017		ATV500	ATV500				
	1000 Ranger XP Crew EPS	2017		ATV500	ATV500				
ENGINE	1000 Ranger XP Crew High Lifter	2017		ATV500	ATV500				
BEARINGS	1000 Ranger XP Crew Hunter	2017		ATV500	ATV500				
BUSHINGS	1000 Ranger XP Crew NSTR	2017		ATV500	ATV500				
	1000 Ranger XP EPS Crew	2020			ATV500				
DRIVELINE	1000 Ranger XP EPS Crew	2019			ATV500				
AXLES	1000 Ranger XP EPS Crew High Lifter	19-20		ATV500					
	1000 Ranger XP EPS Crew NSTR	18-19		ATV500					
BELTS	1000 Ranger XP EPS Crew Texas Edition	2020			ATV500				
CONTROLS	1000 RZR XP	14-18		ATV500	ATV500				
	1000 RZR XP	2019		ATV500	ATV505				
	1000 RZR XP	2020		ATV500	ATV500				
TOOLS & CHEMICALS	1000 RZR XP 4	14-20		ATV500	ATV500				
	1000 RZR S	16-20		ATV500	ATV500				
	1000 RZR S4	2019		ATV500	ATV500				
EXHAUST	1000 RZR S4	2020		ATV500	ATV500	ATV500			
	1000 RZR RS1	18-19		ATV500	ATV500				
	1000 RZR RS1	2020		ATV500	ATV500	ATV500			
ACCESSORIES	1000 RZR XP High Lifter	16-18		ATV500	ATV500				
	1000 RZR XP High Lifter	2019		ATV500	ATV505				
	1000 RZR XP High Lifter	2020		ATV500	ATV500				
	1000 RZR XP High Lifter 4	16-18		ATV500	ATV500				
	1000 RZR XP High Lifter 4	2019		ATV500	ATV505				
	1000 RZR XP High Lifter 4	2020		ATV500	ATV500				
	1000 Scrambler XP	14-17		ATV506	ATV506	ATV500	ATV500		
	1000 Scrambler XP	18-19		ATV500	ATV500				
	1000 Sportsman XP	15-17		ATV506	ATV506	ATV500	ATV500		
	1000 Sportsman XP	18-19		ATV500	ATV500				
	1000 Sportsman HighLifter	16-17		ATV500	ATV500	ATV500	ATV500		
	1000 Sportsman HighLifter	18-20		ATV500	ATV500				

Universal joints continue on the next page.



SUZUKI		REF 1	REF 2	REF 3	REF 4	REF 5	REF 6	REF 7
MODEL	YEAR	FRONT AXLE INNER	FRONT DRIVE SHAFT DIFF SIDE	FRONT DRIVE SHAFT ENGINE SIDE	REAR DRIVE SHAFT ENGINE SIDE	REAR DRIVE SHAFT DIFF SIDE	REAR AXLE INNER	REAR AXLE OUTER
LT4WD 250 Quad Runner	87-89			ATV600				
LT4WD 250 Quad Runner	90-98			ATV600				
LTF250F 4WD Quad Runner	99-02			ATV600	ATV200	ATV200		
LTF250 Ozark	02-14				ATV200			
LTZ250	04-09				ATV200			
LTF4WDX 300 King Quad	91-98			ATV600				
LTF300F King Quad	99-00			ATV600				
LTF300F King Quad	01-02			ATV200				
LTA400 Eiger 2wd Auto	02-07				ATV200			
LTA400F Eiger 4wd Auto	02-07		ATV200	ATV200	ATV200			
LTF400 Eiger 2wd Manual	02-07				ATV200			
LTF400F Eiger 4wd Manual	02-07		ATV200	ATV200	ATV200			
LTA400 2WD King Quad Auto	08-09				ATV200			
LTA400F 4WD King Quad Auto	08-20		ATV200	ATV200	ATV200			
LTF400 2WD King Quad Manual	08-09				ATV200			
LTF400F 4WD King Quad Manual	08-20		ATV200	ATV200	ATV200			
LTA450X King Quad	07-10				ATV600			
LTA500F Quad Master Auto	2000		ATV600	ATV600				
LTA500F Quad Master Auto	2001		ATV200	ATV200	ATV200			
LTF500F Quadrunner	98-00				ATV600			
LTF500F Quadrunner	2001				ATV200			
LTF500F Quadrunner	2002		ATV200	ATV200	ATV200			
LTA500F Vinson Auto	02-07		ATV200	ATV200	ATV600			
LTF500F Vinson Manual	03-07		ATV200	ATV200	ATV600			
LTA500X King Quad	09-14			ATV600				
LTA500X King Quad	15-20				ATV600			
LTA700X King Quad	05-07				ATV600			
LTV700F Twin Peaks	04-06				ATV703			
LTA750X King Quad	08-20				ATV600			

- INDEX
- WIDE OPEN PARTS
- TIRES & WHEELS
- BRAKES
- AIR, OIL & FUEL
- BATTERY & ELECTRICAL
- ENGINE
- BEARINGS
- BUSHINGS
- DRIVELINE**
- AXLES
- BELTS
- CONTROLS
- TOOLS & CHEMICALS
- EXHAUST
- ACCESSORIES



KEY	
1	FRONT AXLE INNER
2	FRONT DRIVE SHAFT DIFFERENTIAL SIDE
3	FRONT DRIVE SHAFT ENGINE SIDE
4	REAR DRIVE SHAFT ENGINE SIDE
5	REAR DRIVE SHAFT DIFFERENTIAL SIDE
6	REAR AXLE INNER
7	REAR AXLE OUTER

NOTES FOR UTILITY MODELS:

1. Six wheel vehicles' middle drive shaft use the same U-joints as rear drive shaft (loc. 4 and 5 on dia.)
2. Middle axles use the same U-joints as rear axles (loc 6 and 7 on dia.)
3. Utility vehicles with middle U-joint on front drive shaft use the same U-joint as front (loc. 2 on dia.)

Universal joints continue on the next page.





YAMAHA			REF 1	REF 2	REF 3	REF 4	REF 5	REF 6	REF 7
INDEX	MODEL	YEAR	FRONT AXLE INNER	FRONT DRIVE SHAFT DIFF SIDE	FRONT DRIVE SHAFT ENGINE SIDE	REAR DRIVE SHAFT ENGINE SIDE	REAR DRIVE SHAFT DIFF SIDE	REAR AXLE INNER	REAR AXLE OUTER
	YFM225 Moto-4	1986				ATV200			
WIDE OPEN PARTS	YFM225 Moto-4	87-88				ATV200			
	YTM225 Tri-Moto	1985				ATV200			
TIRES & WHEELS	YTM225 Tri-Moto	1986				ATV200			
	YFM250 Moto-4	89-91				ATV200			
	YFB250 Timberwolf 2WD	92-98				ATV200			
BRAKES	YFB250FW Timberwolf 4WD	94-00		ATV200	ATV200	ATV200			
	YFM250 Beartracker	99-04				ATV200			
AIR, OIL & FUEL	YFM250B Bruin	05-06				ATV200			
	YFM250 Big Bear	07-09				ATV200			
BATTERY & ELECTRICAL	YFM350ER Moto-4	87-95				ATV208			
	YFM350FW Big Bear	87-99		ATV200	ATV200	ATV208			
	YFM350U Big Bear	96-99				ATV208			
ENGINE	YFM35FX Wolverine	95-05		ATV200	ATV200	ATV208			
	YFM35X Wolverine	06-09				ATV200			
	YFM350BA Bruin 2WD	04-06				ATV200			
BEARINGS	YFM350FA Bruin 4WD	04-06				ATV200			
	YFM350GW Grizzly 2WD	07-11				ATV200			
	YFM350FGW Grizzly 4WD	07-14				ATV200			
BUSHINGS	YFM350 Grizzly IRS	07-11		ATV200	ATV200	ATV200	ATV200		
	YFM400 Big Bear 2WD	00-01				ATV208			
DRIVELINE	YFM400 Big Bear 2WD	02-04				ATV200			
	YFM400 Big Bear 4WD	00-01		ATV200	ATV200	ATV208			
	YFM400 Big Bear 4WD	02-06		ATV200	ATV200	ATV200			
AXLES	YFM400 Big Bear IRS	07-12		ATV200	ATV200	ATV200	ATV200		
	YFM400 Grizzly IRS	07-08				ATV200	ATV200		
	YFM400 Kodiak 2WD	00-04				ATV200			
BELTS	YFM400 Kodiak 4WD	93-99		ATV200	ATV200	ATV208			
	YFM400 Kodiak 4WD	00-04				ATV200			
CONTROLS	YFM400 Kodiak 4WD	05-06				ATV200	ATV200		
	YXR450 Rhino	06-09		ATV200	ATV200				
	YFM450 Grizzly IRS	07-14		ATV200	ATV200	ATV200	ATV200		
TOOLS & CHEMICALS	YFM450 Kodiak	03-04		ATV200	ATV200	ATV200			
	YFM450 Kodiak	05-06		ATV200	ATV200	ATV200	ATV200		
	YFM450 Kodiak	18-20		ATV200	ATV200				
EXHAUST	YFM450FX Wolverine	06-10				ATV200			
	YFM550 Grizzly	2014				ATV200			
ACCESSORIES	YFM600 Grizzly	1998		ATV200	ATV200	ATV208			
	YFM600 Grizzly	99-01		ATV200	ATV200	ATV200			
	YFM660 Grizzly	2002		ATV200	ATV200				
	YXR660 Rhino	04-07		ATV200	ATV200				
	YXR700 Rhino	08-13		ATV200	ATV200				
	YXM700 Viking	14-20		ATV200	ATV200				
	YXC700 Viking VI	15-20		ATV200	ATV200				
	YXE700 Wolverine	16-18		ATV200	ATV200				
	YXE850 Wolverine X2	19-20		ATV208	ATV208				
	YXF850 Wolverine X4	18-20		ATV208	ATV208				
	YXZ1000R	16-20		ATV200	ATV200	ATV200			

Sprockets and Chains

FOR O-RING CHAIN ADD "OR" TO THE END OF THE PART #



HONDA							
MODEL	TYPE	YEAR	REAR		FRONT		CHAIN #
			TEETH	PART #	TEETH	PART #	
ATC70		73-74	36**	SP038	14	CS010	CH27024
		78-81	35	SP011	14	CS010	CH27024
		82-85	36	SP038	13	CS011	CH27024
TRX70		86-87	36	SP038	13	CS011	CH27024
ATC90	OEM	70-72	49	SP032	15	CS014	CH27024
	Bolt On	74-78	49	SP033	15	CS014	CH68824
TRX90 FourTrax		93-16	50	SP1055	13	CS223	CH89824
ATC110	OEM	79-83	49	SP033	15	CS014	CH68824
	Bolt On	84-85	49	SP124	15	CS015	CH68824
ATC125M		84-85	49	SP108	14	CS024	CH29824
		86-87	48	SP135	12	CS219	CH69824
TRX125 FourTrax		85-86	50	SP123	13	CS124	CH29824
		87-88	48	SP148	12	CS219	CH49824
ATC185	OEM	80	47	SP034	11	CS017	CH09025
	Bolt On		47	SP934	12**	CS018	CH09025
ATC185S	OEM	81-82	41	SP035	11	CS017	CH28025
	Bolt On		41	SP125	12**	CS018	CH28025
ATC185		83	41	SP102	11	CS017	CH28025
			12**	CS018	CH28025		
ATC200	OEM	81-82	47	SP034	11	CS017	CH09025
	Bolt On		47	SP934	12**	CS018	CH09025
	OEM	83	47	SP103	11	CS017	CH09025
	Bolt On		47	SP903	12**	CS018	CH09025
ATC200M	OEM	84-85	47	SP103	11	CS017	CH29025
	Bolt On		47	SP903	12**	CS018	CH29025
ATC200E Big Red	OEM	82	47	SP034	11	CS025	CH09025
	Bolt On		47	SP934			CH09025
	OEM	83	47	SP103	11	CS025	CH09025
	Bolt On		47	SP903			CH09025
ATC200S	OEM	84-86	43	SP122	11	CS017	CH48025
	Bolt On		43	SP922	12**	CS018	CH48025
ATC200X		83-85	40	SP104	12	CS019	CH88025
		86-87	38	SP144	13	CS338	CH88025
TR200 Fatcat		86-87	39	SP145	13	CS338	CH001025

KEY ** Non-OEM gearing ratio

Sprockets & chains continue on the next page.

J&M ATV/UTV SUPPLY, INC. ... OVER 30 YEARS IN THE POWERSPORTS INDUSTRY

BY PHONE: 1-800-367-9603 » BY FAX: 901-377-3392 » ONLINE: WWW.JMATV.COM

INDEX

WIDE OPEN PARTS

TIRES & WHEELS

BRAKES

AIR, OIL & FUEL

BATTERY & ELECTRICAL

ENGINE

BEARINGS

BUSHINGS

DRIVELINE

AXLES

BELTS

CONTROLS

TOOLS & CHEMICALS

EXHAUST

ACCESSORIES

SPROCKETS & CHAIN

FOR O-RING CHAIN ADD "OR" TO THE END OF THE PART #

HONDA							
MODEL	TYPE	YEAR	REAR		FRONT		CHAIN #
			TEETH	PART #	TEETH	PART #	
TRX200 FourTrax		90-91	42	SP057	12	CS339	CH88025
TRX200D FourTrax Type II		91-97	42	SP057	12	CS339	CH88025
TRX200SX FourTrax		86-88	42	SP056	12	CS339	CH08025
ATC250R		81-82	44	SP037	13	CS021	CH48025
		83-84	43	SP105	13	CS338	CH09025
		85	39	SP154	13	CS338	CH69025
		86	39	SP140	13	CS338	CH69025
				38**	SP156		
TRX250X FourTrax		87-88	38	SP156	13	CS338	CH68025
			39**	SP140	14	CS355	CH68025
TRX250X FourTrax		91-92	38	SP156	13	CS338	CH68025
			39**	SP140			CH68025
TRX250R FourTrax		86-87	39	SP140	13	CS338	CH69025
			38**	SP156			CH69025
TRX250R FourTrax		88-89	38	SP156	13	CS338	CH29025
			39**	SP140			CH29025
TRX300EX/X		93-09	38	SP156	13	CS338	CH68025
			39**	SP140	14	CS355	CH68025
ATC350X		85	40	SP141	13	CS336	CH09025
			38	N/A	14	CS356	CH09025
		86	40	SP143	13	CS336	CH09025
					14	CS356	CH09025
TRX400EX		99-04	38	SP156	15	CS337SS	CH001025
			39	SP140	14	CS341	CH001025
			40	SP160	13	CS340	CH001025
TRX400EX/X		05-13	38	SP156	14	CS114	CH001025
			39	SP140	13	CS346SS	CH001025
			40	SP160	16	CS345SS	CH001025
TRX450R		04-05	38	SP156	14	CS567	CH49025
			39	SP140			
			40	SP160			
TRX450R		06-14	38	SP156			CH69025
			39	SP140	14	CS567	CH69025
			40	SP160			
TRX700XX		08-09	40	SP160	14	CS567	CH001025

KAWASAKI							
MODEL	YEAR	REAR		FRONT		CHAIN #	
		TEETH	PART #	TEETH	PART #		
KFX50	03-16			10	CS305	CH87024	
KLT110	84-86	50	SP653	12	CS214	CH001824	
KLF/KLT110 Mojave	87-88	50	SP704	12	CS214	CH001824	
KLT200	81-82	50	SP634	13	CS318	CH89025	
	83-84	50	SP672	13	CS318	CH89025	
KLT250 Prairie/Police	83-85	50	SP672	13	CS318	CH89025	
	84-85	42	SP671	13	CS317	CH89025	
KXT250 Tecate	86			13	CS317	CH49025	
	87			13	CS343	CH49025	
KSF250 Mojave	87-04	43	SP701	12	CS342	CH09025	
KXF250 Tecate	87-88			13	CS315	CH69025	
KEF300 Lakota	95-00	43	SP701	12	CS342	CH001025	
KFX400	03-06					CH211025	
KFX450R	08-14			14	CS310	CH49025	

KEY

** Non-OEM gearing ratio

Sprockets & chains continue on the next page.

FOR O-RING CHAIN ADD "OR" TO THE END OF THE PART #

POLARIS 2X4 MODELS						
MODEL	YEAR	REAR		FRONT		CHAIN #
		TEETH	PART #	TEETH	PART #	
50 Predator	03-09	35	SP2001	15	CS1045	CH85824
50 Scrambler	03-09	35	SP2001	15	CS1045	CH85824
50 Outlaw	08-16					CH85824
90 Predator	03-09	41	SP2002	19	CS1046	CH88824
90 Scrambler	03-09	41	SP2002	19	CS1046	CH88824
250 Cyclone	86-87	42	SP3009	13	CS1041	CH47025
250 Scrambler	85-86	42	SP3009	13	CS1041	CH47025
250 Trail Blazer	90	42	SP3009	13	CS1041	CH88025
250 Trail Blazer	91	34	SP2050	13	CS1041	CH48025
250 Trail Blazer	92	42	SP3009	11	CS1043	CH48025
250 Trail Blazer	93	38	SP2046	11	CS1043	CH48025
250 Trail Blazer	94	40	SP2061	11	CS1043	CH68025
250 Trail Blazer	95-98	42	SP3009	12	CS1044	CH88025
250 Trail Blazer	99-7/15/00	38	SP2046	11	CS1043	CH88025
250 Trail Blazer	7/15/00-05	36	SP2009	11	CS1043	CH67025
250 Trail BossES/R	85-87	42	SP3009	13	CS1041	CH47025
	88-89	42	SP3009	13	CS1041	CH88025
250 Trail Boss 2x4	88	38	SP2046	13	CS1041	CH27025
	89-93	38	SP2046	13	CS1041	CH68025
	90	38	SP2046	13	CS1041	CH68025
250 Trail BossES/R	91-93	34	SP2050	13	CS1041	CH48025
	94	40	SP2061	11	CS1043	CH68025
250 Trail Boss	95-99	42	SP3009	12	CS1044	CH88025
300 XPress	96-99	38	SP2046	12	CS1044	CH68025
300 Trail Boss 2x4	94-95	38	SP2046	12	CS1044	CH68025
325 Trail Boss	00	42	SP3009	11	CS1043	CH08025
	01-02	40	SP2061	11	CS1043	CH87025
330 Trail Boss	03-04	40	SP2061	11	CS1043	CH87025
350 Trail Boss 2x4	90-92	34	SP2050	13	CS1041	CH48025
350 Trail Boss 2x4	93	34	SP2050	11	CS1043	CH48025
400 Scrambler	98-05	36	SP2009	11	CS1043	CH87025
400 Sport	94-98	34	SP2050	12	CS1044	CH48025
	99	36	SP2009	13	CS1041	CH87025
400 Trail Boss	94-95	34	SP2050	12	CS1044	CH48025
400 XPress	96-97	34	SP2050	13	CS1041	CH48025
425 Magnum 2x4	95-98	38	SP2046	12	CS1044	CH68025
450 Outlaw	08-10	38	SP2924	14	CS643	CH89025
500 Predator	04-09	38	SP2923	14	CS643	CH49025
	98-02	36	SP2009	11	CS1043	CH67025
500 Scrambler	03-04	36	SP2009	12	CS1044	CH67025
	06-07	38	SP2924	14	CS643	CH69025
525 Outlaw	08-11	38	SP2924	14	CS643	CH89025

Polaris OEM Conversion

# OF TEETH	J&M PART #	OEM #
11	CS1043	3221043
11	CS1058	3221058
12	CS1044	3221044
13	CS1041	3221041
22	SP2042	3222042
24	SP2051	3222051
30	SP2047	3222047
34	SP2050	3222050
38	SP2046	3222046
40	SP2061	3222061
42	SP3009	3223009

Sprockets & chains continue on the next page.

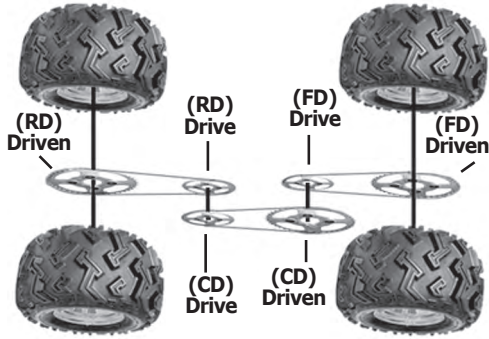


- INDEX
- WIDE OPEN PARTS
- TIRES & WHEELS
- BRAKES
- AIR, OIL & FUEL
- BATTERY & ELECTRICAL
- ENGINE
- BEARINGS
- BUSHINGS
- DRIVELINE
- AXLES
- BELTS
- CONTROLS
- TOOLS & CHEMICALS
- EXHAUST
- ACCESSORIES

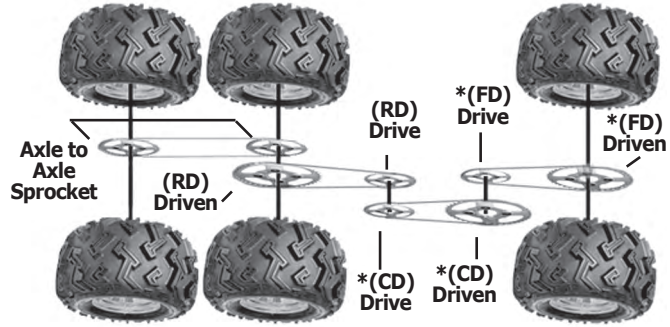


FOR O-RING CHAIN ADD "OR" TO THE END OF THE PART #

Polaris 4x4 Models



Polaris 4x6 and 6x6 Models



*(CD) Drive & Driven and (FD) Drive and Driven are not on a 4x6 Model.

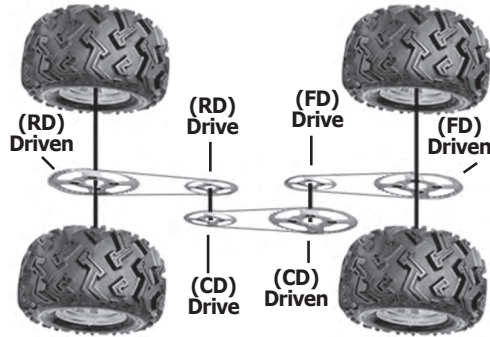
POLARIS 4X4 MODELS

MODEL	YEAR	REAR				REAR				FRONT			
		DRIVE	SIZE	DRIVEN	SIZE	DRIVE	SIZE	DRIVEN	SIZE	DRIVE	SIZE	DRIVEN	SIZE
250 Trial Boss 4x4	87-88	CS1044	12	SP3009	42	CS1058	11	SP2042	22	CS1043	11	SP2051	24
		CHAIN	CH47025			CH67025			CH46025				
	89-93	CS1044	12	SP3009	42	CS1058	11	SP2042	22	CS1043	11	SP2042	22
		CHAIN	CH88025			CH07025			CH46025				
300 Trail Boss 4x4	94-95	CS1041	13	SP2061	40	CS1058	11	SP2042	22	CS1044	12	SP2042	22
		CHAIN	CH88025			CH07025			CH46025				
300 Xplorer 4x4	96-99	CS1041	13	SP2061	40	CS1058	11	SP2042	22	CS1044	12	SP2042	22
		CHAIN	CH88025			CH07025			CH46025				
350L Trail Boss 4x4	90-91	CS1044	12	SP2050	34	CS1058	11	SP2042	22	CS1043	11	SP2042	22
		CHAIN	CH48025			CH07025			CH46025				
	92-93	CS1044	12	SP2050	34	CS1058	11	SP2042	22	CS1044	12	SP2042	22
		CHAIN	CH48025			CH07025			CH46025				
350L Sportsman	93	CS1044	12	SP2050	34	CS1058	11	SP2042	22	CS1044	12	SP2042	22
		CHAIN	CH48025			CH07025			CH46025				
400L Trail Boss 4x4	94-95	CS1041	13	SP2050	34	CS1058	11	SP2042	22	CS1041	13	SP2042	22
		CHAIN	CH48025			CH07025			CH46025				
400L Xplorer 4x4	95-99	CS1041	13	SP2050	34	CS1058	11	SP2042	22	CS1041	13	SP2042	22
		CHAIN	CH48025			CH07025			CH46025				
400L Sportsman	94-96	CS1041	13	SP2050	34	CS1058	11	SP2042	22	CS1041	13	SP2042	22
		CHAIN	CH48025			CH07025			CH46025				
400L Scrambler	95-97	CS1041	11	SP2046	38	CS1058	11	SP2042	22	CS1044	12	SP2042	22
		CHAIN	CH48025			CH07025			CH46025				
	98-00	CS1041	13	SP2046	38	CS1058	11	SP2042	22	CS1044	12	SP2042	22
		CHAIN	CH48025			CH07025			CH46025				
425 Magnum	95-98	CS1044	12	SP2046	38	CS1058	11	SP2042	22	CS1043	11	SP2042	22
		CHAIN	CH68025			CH07025			CH86025				
500 Scrambler	97-09	CS1041	13	SP2046	38	CS1058	11	SP2042	22	CS1043	11	SP2042	22
		CHAIN	CH48025			CH07025			CH46025				

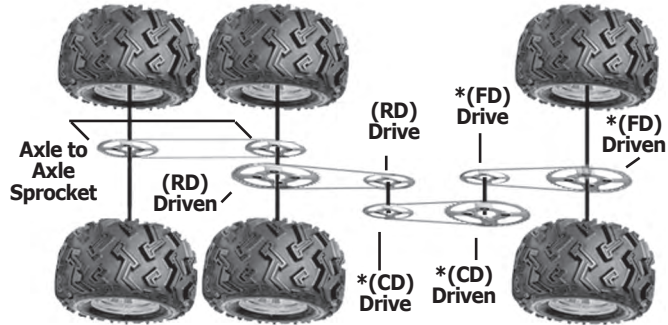
Sprockets & chains continue on the next page.

FOR O-RING CHAIN ADD "OR" TO THE END OF THE PART #

Polaris 4x4 Models



Polaris 4x6 and 6x6 Models



*(CD) Drive & Driven and (FD) Drive and Driven are not on a 4x6 Model.

POLARIS 4X4 & 6X6 MODELS																	
MODEL	YEAR	AXLE-TO-AXLE/SIZE	REAR				CENTER				FRONT						
			DRIVE	SIZE	DRIVEN	SIZE	DRIVE	SIZE	DRIVEN	SIZE	DRIVE	SIZE	DRIVEN	SIZE			
250 4x6	89-92	SP2047 30	CS1044	12	SP3009	42	There are not any center or front sprockets on a 4x6										
CHAIN		CH801025	CH88025														
250 6x6	91-93	SP2047 30	CS1044	12	SP3009	42	CS1058	11	SP2042	22	CS1043	11	SP2042	22			
CHAIN		CH801025	CH88025				CH07025			CH46025							
300 6x6	94	SP2047 30	CS1041	13	SP3009	42	CS1058	11	SP2051	24	CS1043	11	SP2042	22			
CHAIN		CH801025	CH88025				CH07025			CH46025							
350L 6x6	93	SP2047 30	CS1041	13	SP3009	42	CS1058	11	SP2042	22	CS1043	11	SP2042	22			
CHAIN		CH611025	CH88025				CH07025			CH46025							
400L 6x6	94-98	SP2047 30	CS1041	13	SP3009	42	CS1058	11	SP2042	22	CS1044	12	SP2042	22			
CHAIN		CH611025	CH88025				CH07025			CH46025							
425 6x6	97	SP2047 30	CS1044	12	SP3009	42	CS1058	11	SP2051	24	CS1043	11	SP2042	22			
CHAIN		CH611025	CH88025				CH27025			CH86025							
500 6x6	99	SP2047 30	CS1044	12	SP3009	42	CS1058	11	SP2051	24	CS1043	11	SP2042	22			
CHAIN		CH611025	CH88025				CH27025			CH46025							

SUZUKI						
MODEL	YEAR	REAR		FRONT		CHAIN #
		TEETH	PART #	TEETH	PART #	
ALT50 Trail Buddy	83-84	37	SP475	11	CS101	CH46024
LT50	84-01	37	SP475	11	CS101	CH46024
LT50	02-05	37	SP506	10	CS102	CH87024
LT80 Quad Runner	89-06	22	SP6040	10	CS354	CH63025
ALT125	83-86	49	SP476	13	CS211	CH09824
LT125	83-87	49	SP476	13	CS211	CH09824
LT/LTF160/E Quad Runner	89-01	39	SP559	11	CS33111	CH48025
ALT/LT185	84-87	38	SP490	12	CS331	CH27025
LT230S Quad Sport	85-88	41	SP504	12	CS331	CH48025
LT230E Quad Runner	87-93	41	SP504	11	CS33111	CH48025
LT250E/EF	85	38	SP491	11	CS332	CH87025
LT250EF	86	41	SP511	11	CS314	CH87025

KEY ** Non-OEM gearing ratio

Sprockets & chains continue on the next page.

- INDEX
- WIDE OPEN PARTS
- TIRES & WHEELS
- BRAKES
- AIR, OIL & FUEL
- BATTERY & ELECTRICAL
- ENGINE
- BEARINGS
- BUSHINGS
- DRIVELINE**
- AXLES
- BELTS
- CONTROLS
- TOOLS & CHEMICALS
- EXHAUST
- ACCESSORIES

SPROCKETS & CHAIN

For O-Ring Chain add "OR" to the end of the part #

SUZUKI						
MODEL	YEAR	REAR		FRONT		CHAIN #
		TEETH	PART #	TEETH	PART #	
LT250R Quad Racer	85-92	42	SP502	12	CS323	CH201025
				13**	CS359	CH201025
LT250S Quad Sport	89-90	39	SP559	12	CS331	CH68025
LT300E Quad Runner	87-89	41	SP511	11	CS314	CH29025
LTZ400	03-07			13	CS370SS	CH211025
				14	CS371SS	
				15	CS372SS	
LTZ400	08-09	40	SP707	14	CS369	CH69025
LTR450	06-09	36	SP2939	14	CS371SS	CH69025
LT500R Quadzilla	87	42	SP512	13	CS328	CH69025
	88-90	40	SP545	13	CS328	CH89025
				12**	CS329	CH89025

YAMAHA								
MODEL	YEAR	REAR		FRONT		CHAIN #		
		TEETH	PART #	TEETH	PART #			
YFA1 Breeze	89-04	32	SP337	12	CS31512	CH47025		
125 Grizzly	04-12	32	SP337	12	CS31512	CH47025		
YT125 Tri-Moto	80-81	49	SP233	13	CS027	CH06824		
YT125 Tri-Moto	82-85	39	SP234	11	CS028	CH84025		
YT175 Tri-Moto	82-83	39	SP234	11	CS028	CH84025		
BW200 Big Wheel	85-88	37	SP304	14	CS301	CH47025		
YTM200 Tri-Moto	83-85	42	SP290	11	CS029	CH06025		
YFS200 Blaster	88-06	40	SP209	13	CS349	CH29025		
				41	SP210	12**	CS357	CH29025
YFM250 Raptor	08-12	38	SP486	14		CH29025		
YTZ250 Tri-Moto	85-86	44	SP215	13	CS315	CH89025		
BW350 Big Wheel	87	37	SP304	14	CS301	CH67025		
YFM350 Raptor	04-13	38	SP486	13	CS315	CH89025		
YFM350X Warrior	87-88	40	SP326	13	CS315	CH001025		
				42**	SP250	14**	CS31514	CH001025
						12**	CS358	CH001025
YFM350X Warrior	89-04	40	SP209	13	CS315	CH89025		
				41**	SP351	14**	CS31514	CH89025
				12**	CS358	CH89025		
YFZ350 Banshee	87-88	42	SP250	13	CS315	CH401025		
				40**	SP326	14**	CS31514	CH401025
				41	SP351	12**	CS358	CH401025
	89-06	40**	SP209	14	CS31514	CH401025		
				13**	CS315	CH401025		
				12**	CS358	CH401025		
YFZ450	04-11	38	SP486	13	CS361	CH69025		
				14**	CS362	CH69025		
				15**	CS363	CH89025		
				16**	CS364	CH89025		
YFZ450R	09-18	38	SP486	14	CS365	CH89025		
YFM660 Raptor	01-05	40	SP209	13	CS361	CH29025		
				12**	CS360SS	CH29025		
				14**	CS362	CH29025		
				15**	CS363	CH29025		
				16**	CS364	CH29025		
YFM700 Raptor	06-16	38	SP486	14	CS652	CH89025		

KEY ** Non-OEM gearing ratio

Master & Half Links

Our chains come with master links already on them, but sometimes you just need a link and not a whole chain.



SIZE	MASTER LINK #	HALF LINK #
25H (cam)	CH25ML	
420	CH420ML	CH420HL
428	CH428ML	CH428HL
520	CH520ML	CH520HL
520 O-Ring	CH520MLOR	
530	CH530ML	CH530HL

Sprocket Lock



HONDA		
MODEL	YEAR	PART #
ATC1185	80	SL2902
ATC185S	81-83	SL2902
ATC200	81-83	SL2902
ATC200M	84-85	SL2902
ATC200S	84-85	SL2902

Chain Adjuster



HONDA		
MODEL	YEAR	PART #
ATC110	84	CA18807
ATC125M	84-85	CA18807
ATC185/S	80-83	CA18807
ATC200	81-83	CA18807
ATC200E Big Red	83-85	CA18807
ATC200M/S	84-86	CA18807
ATC200X	83-85	CA18809

Chain Tensioner



HONDA		
MODEL	YEAR	PART #
ATC90	72-78	CT101
ATC110	79-83	CT101

Chain Rollers



ARCTIC CAT			
MODEL	YEAR	LOWER ROLLER #	UPPER ROLLER #
400 DVX	04 - 08	CR5001	

HONDA			
MODEL	YEAR	LOWER ROLLER #	UPPER ROLLER #
TRX250X	87-92	CR5001	
TRX300EX/X	93-09	CR5001	
TRX400EX/X	99-14	CR5001	
TRX450R	04-05	CR5001	
TRX450R	06-09	CR5010	
TRX450ER	06-14	CR5010	

KAWASAKI			
MODEL	YEAR	LOWER ROLLER #	UPPER ROLLER #
KSF250 Mojave	87-04	CR5002	CR5002
KXF250 Tecate	87-88	CR5001	CR5001
KXT250 Tecate	84-85		CR5002
KXT250 Tecate	1986	CR5001	CR5001
KXT250 Tecate	1987	CR5001	CR5002
KEF300 Lakota	95-03	CR5002	
KFX400	03-06	CR5001	

POLARIS			
MODEL	YEAR	LOWER ROLLER #	UPPER ROLLER #
Outlaw 450	08-10	CR5001	
Predator 500	03-07	CR5001	CR5001
Outlaw 525 S	08-10	CR5001	

SUZUKI			
MODEL	YEAR	LOWER ROLLER #	UPPER ROLLER #
LT-230S	85-86		CR5001
LT-230S	87-88		CR5008
LT-250R	85-86		CR5006
LT-250R	87-92	CR5002	CR5002
LT-250S	89-90		CR5008
LT-Z400	03-09	CR5001	
LT-Z400	12-13	CR5001	
LT-R450	06-11	CR5002	CR5001
LT-500R	1987	CR5001	CR5006
LT-500R	88-90	CR5001	CR5002

YAMAHA			
MODEL	YEAR	LOWER ROLLER #	UPPER ROLLER #
YFS200 Blaster	88-06	CR5009	CR5009
YTZ250 Tri Moto	85-86	CR5008	CR5008
YFM350 Raptor	04-13	CR5009	CR5009
YFM350 Warrior	87-04	CR5009	CR5009
YFZ350 Banshee	87-06	CR5007	CR5007
YFZ450	04-09	CR5008	CR5008
YFZ450	12-13	CR5008	CR5008
YFZ450R	09-18	CR5008	
YFZ450X	10-11	CR5008	
YFM660R Raptor	01-05	CR5007	CR5007
YFM700R Raptor	06-15	CR5008	

- INDEX
- WIDE OPEN PARTS
- TIRES & WHEELS
- BRAKES
- AIR, OIL & FUEL
- BATTERY & ELECTRICAL
- ENGINE
- BEARINGS
- BUSHINGS
- DRIVELINE
- AXLES
- BELTS
- CONTROLS
- TOOLS & CHEMICALS
- EXHAUST
- ACCESSORIES

CV Axles

- Fully assembled outboard and inboard joints installed on a 4340 chromoly steel axle bar.
- All internal precision ground components are assembled using high-temperature, high load-bearing moly grease.
- All axles are assembled using stainless steel low-profile clamps. All axles include a spindle nut and washer where applicable.



ARCTIC CAT									
APPLICATION	YEAR	WIDE OPEN OE AXLE				HD CANO AXLE			
		FRONT LEFT	FRONT RIGHT	REAR LEFT	REAR RIGHT	FRONT LEFT	FRONT RIGHT	REAR LEFT	REAR RIGHT
250 2x4	99-04			AX7002	AX7002				
250 2x4	2005			AX7009	AX7009				
250 4x4	2001	AX7017	AX7019	AX7002	AX7002				
250 4x4	02-04	AX7001	AX7001	AX7002	AX7002				
250 4x4	2005	AX7007	AX7007	AX7009	AX7009				
300 2x4	98-03			AX7002	AX7002				
300 4x4	98-01	AX7017	AX7019	AX7002	AX7002				
300 4x4	02-04	AX7001	AX7001	AX7002	AX7002				
300 4x4	2005	AX7007	AX7007	AX7009	AX7009				
300 4x4 MRP	2004	AX7001	AX7001	AX7002	AX7002				
350 4x4 Auto	11-12	AX7020	AX7020	AX7021	AX7021				
366 4x4 Auto	10-11	AX7020	AX7020	AX7021	AX7021				
375 Auto 4x4	2002	AX7001	AX7001						
400 4x4	98-01	AX7019	AX7019						
400 4x4	02-04	AX7001	AX7001						
400 4x4 (manual)	06-08	AX7006	AX7016	AX7003	AX7003	AX6006	AX6016	AX6003	AX6003
400 4x4 Auto	03-04	AX7001	AX7001						
400 4x4 Auto	2005	AX7007	AX7007						
400 4x4 Auto	06-08	AX7006	AX7016	AX7003	AX7003	AX6006	AX6016	AX6003	AX6003
400 4x4 Auto ACT	03-04	AX7001	AX7001						
400 4x4 Auto LE	06-07	AX7006	AX7016	AX7003	AX7003	AX6006	AX6016	AX6003	AX6003
400 4x4 MRP	2004	AX7001	AX7001						
400 4x4 Auto MRP	2004	AX7001	AX7001						
400 4x4 Auto TBX	2004	AX7004	AX7004	AX7004	AX7004				
400 4x4 Auto TBX	2005	AX7008	AX7008						
400 4x4 Auto TBX	2006	AX7006	AX7016	AX7003	AX7003	AX6006	AX6016	AX6003	AX6003
400 4x4 Auto TRV	06-10	AX7006	AX7016	AX7003	AX7003	AX6006	AX6016	AX6003	AX6003
400 4x4 Auto TRV Plus	2007	AX7006	AX7016	AX7003	AX7003	AX6006	AX6016	AX6003	AX6003
400 4x4 Auto VP	2005	AX7007	AX7007						
400 4x4 FIS	02-04	AX7004	AX7004	AX7004	AX7004				
400 4x4 FIS	2005	AX7010	AX7008						
400 4x4 VP	2005	AX7007	AX7007						
400 4x4 VP	2006	AX7022	AX7022						
400 Alterra	16-17	AX7020	AX7020	AX7021	AX7021				
400 Core	2013	AX7020	AX7020	AX7021	AX7021				
400	14-15	AX7020	AX7020	AX7021	AX7021				
400 TRV Core	2013	AX7006	AX7016	AX7003	AX7003	AX6006	AX6016	AX6003	AX6003
400 TRV	2014	AX7016	AX7016	AX7003	AX7003	AX6016	AX6016	AX6003	AX6003
425 CR/SE	11-12	AX7020	AX7020	AX7021	AX7021				
450 Alterra	2016	AX7020	AX7020	AX7021	AX7021				
450	10-12	AX7006	AX7016	AX7003	AX7003	AX6006	AX6016	AX6003	AX6003
450 Core	2013	AX7020	AX7020	AX7021	AX7021				
450	14-15	AX7020	AX7020	AX7021	AX7021				

Wide Open axles continue on the next page.



ARCTIC CAT									
APPLICATION	YEAR	WIDE OPEN OE AXLE				HD CANO AXLE			
		FRONT LEFT	FRONT RIGHT	REAR LEFT	REAR RIGHT	FRONT LEFT	FRONT RIGHT	REAR LEFT	REAR RIGHT
450 EFI H1 4x4 Auto	10-11	AX7006	AX7016	AX7003	AX7003	AX6006	AX6016	AX6003	AX6003
450 TRV	11-12	AX7006	AX7016	AX7003	AX7003	AX6006	AX6016	AX6003	AX6003
450i XC	11-18	AX7020	AX7020	AX7021	AX7021				
454 Bearcat 4x4	1998	AX7019	AX7019						
500 4x4	98-00	AX7019	AX7019						
500 4x4	2001	AX7017	AX7019						
500 4x4	2002	AX7001	AX7001						
500 4x4	2009	AX7006	AX7016	AX7003	AX7003	AX6006	AX6016	AX6003	AX6003
500 4x4 Auto	00-01	AX7017	AX7019						
500 4x4 Auto	2002	AX7001	AX7001						
500 4x4 Auto	2009	AX7006	AX7016	AX7003	AX7003	AX6006	AX6016	AX6003	AX6003
500 4x4 Auto FIS	02-04	AX7004	AX7004	AX7004	AX7004				
500 4x4 Auto FIS	2005	AX7010	AX7008						
500 4x4 Auto FIS	06-08	AX7006	AX7016	AX7003	AX7003	AX6006	AX6016	AX6003	AX6003
500 4x4 Auto TBX	2002	AX7001	AX7001						
500 4x4 Auto TBX	03-04	AX7004	AX7004	AX7004	AX7004				
500 4x4 Auto TBX	2005	AX7010	AX7008						
500 4x4 Auto TBX	2006	AX7006	AX7016	AX7003	AX7003	AX6006	AX6016	AX6003	AX6003
500 4x4 Auto TRV	03-04	AX7004	AX7004	AX7004	AX7004				
500 4x4 Auto TRV	2005	AX7008	AX7008						
500 4x4 Auto TRV	06-08	AX7006	AX7016	AX7003	AX7003	AX6006	AX6016	AX6003	AX6003
500 4x4 FIS	02-04	AX7004	AX7004	AX7004	AX7004				
500 4x4 FIS	2005	AX7010	AX7008						
500 4x4 FIS	06-08	AX7006	AX7016	AX7003	AX7003	AX6006	AX6016	AX6003	AX6003
500 Alterra	17-18	AX7020	AX7020	AX7021	AX7021				
500 Core	2013	AX7016	AX7016	AX7003	AX7003	AX6016	AX6016	AX6003	AX6003
500 XT	13-14	AX7006	AX7016	AX7003	AX7003	AX6006	AX6016	AX6003	AX6003
500 HDX XT	16-17	AX7030	AX7030	AX7033	AX7033				
500 Prowler HDX	14-15	AX7012	AX7012	AX7014	AX7014	AX6012	AX6012	AX6014	AX6014
500 Prowler HDX XT	2014	AX7012	AX7012	AX7014	AX7014	AX6012	AX6012	AX6014	AX6014
500 TRV	2014	AX7006	AX7016	AX7003	AX7003	AX6006	AX6016	AX6003	AX6003
500 TRV Core	2013	AX7016	AX7016	AX7003	AX7003	AX6016	AX6016	AX6003	AX6003
550	2014	AX7006	AX7016	AX7003	AX7003	AX6006	AX6016	AX6003	AX6003
550 Core	2013	AX7006	AX7016	AX7003	AX7003	AX6006	AX6016	AX6003	AX6003
550 H1 EFI	09-10	AX7006	AX7016	AX7003	AX7003	AX6006	AX6016	AX6003	AX6003
550 Limited	13-14	AX7006	AX7016	AX7003	AX7003	AX6006	AX6016	AX6003	AX6003
550 S	2010	AX7006	AX7016	AX7003	AX7003	AX6006	AX6016	AX6003	AX6003
550 XT	13-14	AX7006	AX7016	AX7003	AX7003	AX6006	AX6016	AX6003	AX6003
550i	11-12	AX7006	AX7016	AX7003	AX7003	AX6006	AX6016	AX6003	AX6003
550i GT/LTD	11-12	AX7006	AX7016	AX7003	AX7003	AX6006	AX6016	AX6003	AX6003
550 Prowler	2009	AX7012	AX7013	AX7014	AX7014	AX6012	AX6013	AX6014	AX6014
550 Prowler XT	10-14	AX7012	AX7013	AX7014	AX7014	AX6012	AX6013	AX6014	AX6014
550 Prowler XT	2015	AX7030	AX7030	AX7033	AX7033				
550 TRV	09-14	AX7006	AX7016	AX7003	AX7003	AX6006	AX6016	AX6003	AX6003
650 4x4 Auto	2004	AX7005	AX7004	AX7003	AX7003			AX6003	AX6003
650 H1 4x4	10-11	AX7006	AX7016	AX7003	AX7003	AX6006	AX6016	AX6003	AX6003
650 H1 4x4 Auto	2005	AX7010	AX7008	AX7003	AX7003			AX6003	AX6003
650 H1 4x4 Auto	07-08	AX7006	AX7016	AX7003	AX7003	AX6006	AX6016	AX6003	AX6003
650 H1 4x4 Auto TBX	07-09	AX7006	AX7016	AX7003	AX7003	AX6006	AX6016	AX6003	AX6003
650 H1 4x4 Auto TRV	07-09	AX7006	AX7016	AX7003	AX7003	AX6006	AX6016	AX6003	AX6003
650 H1 Mud Pro 4x4	2010	AX7006	AX7016			AX6006	AX6016		
650 V-2 4x4 Auto	2005	AX7010	AX7008	AX7003	AX7003			AX6003	AX6003
650 V-2 4x4 Auto	2006	AX7006	AX7016	AX7003	AX7003	AX6006	AX6016	AX6003	AX6003
650 Prowler H1	07-08	AX7012	AX7013	AX7014	AX7014	AX6012	AX6013	AX6014	AX6014
650 Prowler H1 XT	06-09	AX7012	AX7013	AX7014	AX7014	AX6012	AX6013	AX6014	AX6014
700 Diesel	07-08	AX7006	AX7016	AX7003	AX7003	AX6006	AX6016	AX6003	AX6003
700 Diesel	11-14	AX7006	AX7016	AX7003	AX7003	AX6006	AX6016	AX6003	AX6003

- INDEX
- WIDE OPEN PARTS
- TIRES & WHEELS
- BRAKES
- AIR, OIL & FUEL
- BATTERY & ELECTRICAL
- ENGINE
- BEARINGS
- BUSHINGS
- DRIVELINE
- AXLES**
- BELTS
- CONTROLS
- TOOLS & CHEMICALS
- EXHAUST
- ACCESSORIES

Wide Open axles continue on the next page.





ARCTIC CAT

APPLICATION	YEAR	WIDE OPEN OE AXLE				HD CANO AXLE			
		FRONT LEFT	FRONT RIGHT	REAR LEFT	REAR RIGHT	FRONT LEFT	FRONT RIGHT	REAR LEFT	REAR RIGHT
700 EFI 4x4 Auto	06-08	AX7006	AX7016	AX7003	AX7003	AX6006	AX6016	AX6003	AX6003
700 EFI 4x4 Auto TRV	2008	AX7006	AX7016	AX7003	AX7003	AX6006	AX6016	AX6003	AX6003
700 H1 EFI	09-11	AX7006	AX7016	AX7003	AX7003	AX6006	AX6016	AX6003	AX6003
700 H1 EFI Mud Pro	09-10	AX7006	AX7016	AX7003	AX7003	AX6006	AX6016	AX6003	AX6003
700 S	10-11	AX7006	AX7016	AX7003	AX7003	AX6006	AX6016	AX6003	AX6003
700i	2012	AX7006	AX7016	AX7003	AX7003	AX6006	AX6016	AX6003	AX6003
700i GT	2012	AX7006	AX7016	AX7003	AX7003	AX6006	AX6016	AX6003	AX6003
700 Core	2013	AX7006	AX7016	AX7003	AX7003	AX6006	AX6016	AX6003	AX6003
700 XT	13-14	AX7006	AX7016	AX7003	AX7003	AX6006	AX6016	AX6003	AX6003
700 TBX	10-14	AX7006	AX7016	AX7003	AX7003	AX6006	AX6016	AX6003	AX6003
700 TRV	09-14	AX7006	AX7016	AX7003	AX7003	AX6006	AX6016	AX6003	AX6003
700 HDX XT	16-17	AX7030	AX7030	AX7033	AX7033				
700 HDX Crew XT	2017	AX7030	AX7030						
700 Prowler HDX H1 EFI	11-15	AX7013	AX7012	AX7014	AX7014	AX6013	AX6012	AX6014	AX6014
700 Prowler XT	2009	AX7012	AX7013	AX7014	AX7014	AX6012	AX6013	AX6014	AX6014
700 Prowler XT	15-17	AX7030	AX7030	AX7033	AX7033				
700 Prowler XTX H1 EFI	08-10	AX7012	AX7013	AX7012	AX7012	AX6012	AX6013	AX6012	AX6012
700 Prowler XTX H1 EFI	11-12	AX7012	AX7013	AX7014	AX7014	AX6012	AX6013	AX6014	AX6014
700 Prowler XTX	13-14	AX7012	AX7013	AX7014	AX7014	AX6012	AX6013	AX6014	AX6014
700 Wildcat Sport	15-19	AX7028	AX7028	AX7029	AX7029				
700 Wildcat Trail	14-19	AX7015	AX7015	AX7026	AX7026	AX6015	AX6015	AX6026	AX6026
1000 Mud Pro H2	2010	AX7006	AX7016			AX6006	AX6016		
1000 Prowler XT	15-17	AX7030	AX7030	AX7033	AX7033				
1000 Prowler XTZ H2 EFI	09-11	AX7013	AX7012	AX7014	AX7014	AX6013	AX6012	AX6014	AX6014
1000i Prowler XTZ H2 EFI	2012	AX7013	AX7012	AX7014	AX7014	AX6013	AX6012	AX6014	AX6014
1000 Prowler XTZ	13-14	AX7013	AX7012	AX7014	AX7014	AX6013	AX6012	AX6014	AX6014
1000 Thundercat H2	08-10	AX7006	AX7016	AX7003	AX7003	AX6006	AX6016	AX6003	AX6003
1000 TRV H2	09-10	AX7006	AX7016	AX7003	AX7003	AX6006	AX6016	AX6003	AX6003
1000i Wildcat H.O.	2012	AX7011	AX7011	AX7018	AX7018			AX6018	AX6018
1000 Wildcat	13-14	AX7011	AX7011	AX7018	AX7018			AX6018	AX6018
1000 Wildcat 4	2013	AX7011	AX7011	AX7018	AX7018			AX6018	AX6018
1000 Wildcat 4	2014	AX7011	AX7011	AX7018	AX7018			AX6018	AX6018
1000 Wildcat 4X	2014	AX7011	AX7011	AX7018	AX7018			AX6018	AX6018
1000 Wildcat 4X	2016	AX7032	AX7032	AX7031	AX7031				
1000 Wildcat 4X EPS	2015	AX7011	AX7011	AX7018	AX7018			AX6018	AX6018
1000 Wildcat 4X LTD	2018	AX7032	AX7032	AX7031	AX7031				
1000 Wildcat EPS	2015	AX7015	AX7015	AX7026	AX7026	AX6015	AX6015	AX6026	AX6026
1000 Wildcat X	13-16	AX7011	AX7011	AX7018	AX7018			AX6018	AX6018
1000 Wildcat X	18-19	AX7032	AX7032						
1000 Wildcat X EPS	2015	AX7011	AX7011	AX7018	AX7018			AX6018	AX6018
1000 Wildcat X Limited	14-15	AX7011	AX7011	AX7018	AX7018			AX6018	AX6018
1000 Wildcat X Limited	2016	AX7032	AX7032	AX7018	AX7018			AX6018	AX6018
1000 Wildcat X LTD	18-19	AX7032	AX7032						
1000 Wildcat XX	18-19	AX7034	AX7034	AX7035	AX7035	AX6034	AX6034		
1000 Wildcat XX	2020	AX7034	AX7034			AX6034	AX6034		

Wide Open axles continue on the next page.



CAN-AM									
APPLICATION	YEAR	WIDE OPEN OE AXLE				HD CANO AXLE			
		FRONT LEFT	FRONT RIGHT	REAR LEFT	REAR RIGHT	FRONT LEFT	FRONT RIGHT	REAR LEFT	REAR RIGHT
Quest	02-04	AX7116	AX7117						
Quest XT	02-04	AX7116	AX7117						
Quest Max	2004	AX7116	AX7117						
Traxter	99-05	AX7116	AX7117						
Traxter XL	01-05	AX7116	AX7117						
Traxter XT	01-05	AX7116	AX7117						
Traxter Max	03-05	AX7116	AX7117						
Traxter Max XT	03-05	AX7116	AX7117						
330 Outlander	04-05	AX7119	AX7118	AX7126	AX7127				
400 Outlander	03-05	AX7119	AX7118	AX7126	AX7127				
400 Outlander	06-08	AX7102	AX7101	AX7103	AX7104	AX6102	AX6101	AX6103	AX6104
400 Outlander	08-12	AX7102	AX7101	AX7103	AX7104	AX6102	AX6101	AX6103	AX6104
400 Outlander	13-15	AX7102	AX7101			AX6102	AX6101		
400 Outlander XT	13-14	AX7102	AX7101	AX7168	AX7167	AX6102	AX6101	AX6168	AX6167
400 Outlander Max	04-05	AX7119	AX7118	AX7126	AX7127				
400 Outlander Max	06-12	AX7102	AX7101	AX7103	AX7104	AX6102	AX6101	AX6103	AX6104
400 Outlander Max	13-15	AX7102	AX7101	AX7134	AX7135	AX6102	AX6101	AX6134	AX6135
450 Outlander L	15-16	AX7133	AX7132	AX7138	AX7137	AX6133	AX6132	AX6138	AX6137
450 Outlander	17-20	AX7133	AX7132	AX7138	AX7137	AX6133	AX6132	AX6138	AX6137
450 Outlander Max	16-20	AX7133	AX7132	AX7138	AX7137	AX6133	AX6132	AX6138	AX6137
450 Outlander Max 6X6	19-20	AX7133	AX7132	AX7137	AX7138	AX6133	AX6132	AX6137	AX6138
450 Outlander Max 6X6 (Middle)	19-20			AX7138	AX7137			AX6138	AX6137
500 Defender HD5	17-20	AX7141	AX7142		AX7170	AX6141	AX6142		AX6170
500 Outlander	2007	AX7102	AX7101	AX7134	AX7112	AX6102	AX6101	AX6134	AX6112
500 Outlander	2008	AX7102	AX7101	AX7134	AX7135	AX6102	AX6101	AX6134	AX6135
500 Outlander	09-12	AX7102	AX7101	AX7134	AX7135	AX6102	AX6101	AX6134	AX6135
500 Outlander	13-14	AX7120	AX7121	AX7134	AX7135	AX6120	AX6121	AX6134	AX6135
500 Outlander	2015	AX7133	AX7132	AX7134	AX7135	AX6133	AX6132	AX6134	AX6135
500 Outlander L	2015	AX7133	AX7132	AX7138	AX7137	AX6133	AX6132	AX6138	AX6137
500 Outlander Max	2007	AX7102	AX7101	AX7134	AX7112	AX6102	AX6101	AX6134	AX6112
500 Outlander Max	2008	AX7102	AX7101	AX7134	AX7135	AX6102	AX6101	AX6134	AX6135
500 Outlander Max	09-12	AX7102	AX7101	AX7134	AX7135	AX6102	AX6101	AX6134	AX6135
500 Outlander Max	13-14	AX7120	AX7121	AX7134	AX7135	AX6120	AX6121	AX6134	AX6135
500 Outlander Max	2015	AX7133	AX7132	AX7134	AX7135	AX6133	AX6132	AX6134	AX6135
500 Outlander Max L	2015	AX7133	AX7132	AX7138	AX7137	AX6133	AX6132	AX6138	AX6137
500 Renegade	08-10	AX7102	AX7101	AX7134	AX7135	AX6102	AX6101	AX6134	AX6135
500 Renegade	11-12	AX7133	AX7171	AX7134	AX7135	AX6133	AX6171	AX6134	AX6135
500 Renegade	13-14	AX7120	AX7121	AX7134	AX7135	AX6120	AX6121	AX6134	AX6135
500 Renegade	2015	AX7133	AX7132	AX7134	AX7135	AX6133	AX6132	AX6134	AX6135
570 Outlander L	2016	AX7133	AX7132	AX7138	AX7137	AX6133	AX6132	AX6138	AX6137
570 Outlander	2016	AX7133	AX7132	AX7134	AX7135	AX6133	AX6132	AX6134	AX6135
570 Outlander	17-20	AX7133	AX7132	AX7138	AX7137	AX6133	AX6132	AX6138	AX6137
570 Outlander XMR	16-20	AX7120	AX7121	AX7134	AX7135	AX6120	AX6121	AX6134	AX6135
570 Outlander Max L	2016	AX7133	AX7132	AX7138	AX7137	AX6133	AX6132	AX6138	AX6137
570 Outlander Max	2016	AX7133	AX7132	AX7134	AX7135	AX6133	AX6132	AX6134	AX6135
570 Outlander Max	17-20	AX7133	AX7132	AX7138	AX7137	AX6133	AX6132	AX6138	AX6137
570 Renegade	16-18	AX7133	AX7132	AX7134	AX7135	AX6133	AX6132	AX6134	AX6135
570 Renegade	2019			AX7176	AX7177			AX6176	AX6177
570 Renegade	2020		AX7175	AX7176	AX7177		AX6175	AX6176	AX6177
570 Renegade XMR	17-18	AX7120	AX7121	AX7134	AX7135	AX6120	AX6121	AX6134	AX6135
570 Renegade XMR	2019	AX7174	AX7175	AX7176	AX7177	AX6174	AX6175	AX6176	AX6177
570 Renegade XXC	16-17	AX7133	AX7132	AX7134	AX7135	AX6133	AX6132	AX6134	AX6135
650 Outlander	06-07	AX7102	AX7101	AX7134	AX7112	AX6102	AX6101	AX6134	AX6112
650 Outlander	2008	AX7102	AX7101	AX7134	AX7135	AX6102	AX6101	AX6134	AX6135

- INDEX
- WIDE OPEN PARTS
- TIRES & WHEELS
- BRAKES
- AIR, OIL & FUEL
- BATTERY & ELECTRICAL
- ENGINE
- BEARINGS
- BUSHINGS
- DRIVELINE
- AXLES
- BELTS
- CONTROLS
- TOOLS & CHEMICALS
- EXHAUST
- ACCESSORIES

Wide Open axles continue on the next page.





CAN-AM										
APPLICATION	YEAR	WIDE OPEN OE AXLE				HD CANO AXLE				
		FRONT LEFT	FRONT RIGHT	REAR LEFT	REAR RIGHT	FRONT LEFT	FRONT RIGHT	REAR LEFT	REAR RIGHT	
INDEX	650 Outlander	09-12	AX7102	AX7101	AX7134	AX7135	AX6102	AX6101	AX6134	AX6135
	650 Outlander	13-18	AX7120	AX7121	AX7134	AX7135	AX6120	AX6121	AX6134	AX6135
	650 Outlander	2019			AX7176	AX7177			AX6176	AX6177
WIDE OPEN PARTS	650 Outlander	2020		AX7175	AX7176	AX7177		AX6175	AX6176	AX6177
	650 Outlander XMR	13-15	AX7124	AX7123	AX7134	AX7135	AX6124	AX6123	AX6134	AX6135
TIRES & WHEELS	650 Outlander XMR	16-18	AX7124	AX7123	AX7136	AX7136	AX6124	AX6123	AX6136	AX6136
	650 Outlander XMR	19-20	AX7174	AX7175			AX6174	AX6175		
BRAKES	650 Outlander Max	06-07	AX7102	AX7101	AX7134	AX7112	AX6102	AX6101	AX6134	AX6112
	650 Outlander Max	2008	AX7102	AX7101	AX7134	AX7112	AX6102	AX6101	AX6134	AX6112
	650 Outlander Max	09-12	AX7102	AX7101	AX7134	AX7135	AX6102	AX6101	AX6134	AX6135
AIR, OIL & FUEL	650 Outlander Max	13-18	AX7120	AX7121	AX7134	AX7135	AX6120	AX6121	AX6134	AX6135
	650 Outlander Max	2019			AX7176	AX7177			AX6176	AX6177
	650 Outlander Max	2020		AX7175	AX7176	AX7177		AX6175	AX6176	AX6177
BATTERY & ELECTRICAL	650 Outlander 6X6	15-18	AX7120	AX7121	AX7135	AX7134	AX6120	AX6121	AX6135	AX6134
	650 Outlander 6X6 (Middle/Rear)	15-18			AX7134	AX7135			AX6134	AX6135
ENGINE	650 Outlander 6X6 Max	19-20			AX7177	AX7176			AX6177	AX6176
	650 Outlander 6X6 Max (Middle/Rear)	19-20			AX7176	AX7177			AX6176	AX6177
BEARINGS	800 Commander	11-15	AX7105	AX7106	AX7108	AX7108	AX6105	AX6106	AX6108	AX6108
	800 Commander	2016	AX7105	AX7106	AX7140	AX7140	AX6105	AX6106	AX6140	AX6140
	800 Commander	17-20	AX7139	AX7106	AX7140	AX7140	AX6139	AX6106	AX6140	AX6140
BUSHINGS	800 Commander Max	2016	AX7105	AX7106	AX7140	AX7140	AX6105	AX6106	AX6140	AX6140
	800 Commander Max	17-20	AX7139	AX7106	AX7140	AX7140	AX6139	AX6106	AX6140	AX6140
DRIVELINE	800 Defender HD8	16-20	AX7141	AX7142	AX7143	AX7143	AX6141	AX6142	AX6143	AX6143
	800 Defender HD8 Max	17-20	AX7141	AX7142	AX7143	AX7143	AX6141	AX6142	AX6143	AX6143
	800 Maverick Trail	18-20	AX7161	AX7158	AX7159	AX7159	AX6161	AX6158	AX6159	AX6159
AXLES	800 Outlander	06-07	AX7102	AX7101	AX7134	AX7112	AX6102	AX6101	AX6134	AX6112
	800 Outlander	2008	AX7102	AX7101	AX7134	AX7135	AX6102	AX6101	AX6134	AX6135
	800 Outlander XT	2008	AX7102	AX7101	AX7134	AX7112	AX6102	AX6101	AX6134	AX6112
BELTS	800 Outlander	09-11	AX7102	AX7101	AX7134	AX7135	AX6102	AX6101	AX6134	AX6135
	800 Outlander	2012	AX7109	AX7110	AX7134	AX7135	AX6109	AX6110	AX6134	AX6135
CONTROLS	800 Outlander	13-15	AX7120	AX7121	AX7134	AX7135	AX6120	AX6121	AX6134	AX6135
	800 Outlander XMR	11-12	AX7169	AX7166	AX7134	AX7135	AX6169	AX6166	AX6134	AX6135
	800 Outlander XMR	2015	AX7124	AX7123	AX7136	AX7136	AX6124	AX6123	AX6136	AX6136
TOOLS & CHEMICALS	800 Outlander XMC	2011	AX7133	AX7171	AX7134	AX7135	AX6133	AX6171	AX6134	AX6135
	800 Outlander Max	06-07	AX7102	AX7101	AX7134	AX7112	AX6102	AX6101	AX6134	AX6112
EXHAUST	800 Outlander Max	2008	AX7102	AX7101	AX7134	AX7135	AX6102	AX6101	AX6134	AX6135
	800 Outlander Max	09-12	AX7102	AX7101	AX7134	AX7135	AX6102	AX6101	AX6134	AX6135
	800 Outlander Max	13-15	AX7120	AX7121	AX7134	AX7135	AX6120	AX6121	AX6134	AX6135
ACCESSORIES	800 Renegade 800 HO	2007	AX7102	AX7101	AX7134	AX7112	AX6102	AX6101	AX6134	AX6112
	800 Renegade 800 HO	2008	AX7102	AX7101	AX7134	AX7135	AX6102	AX6101	AX6134	AX6135
	800 Renegade 800R EFI	09-10	AX7102	AX7101	AX7134	AX7135	AX6102	AX6101	AX6134	AX6135
	800 Renegade 800R EFI	2011	AX7133	AX7171	AX7134	AX7135	AX6133	AX6171	AX6134	AX6135
	800 Renegade 800R EFI	2012	AX7109	AX7110	AX7134	AX7135	AX6109	AX6110	AX6134	AX6135
	800 Renegade 800R EFI	13-15	AX7120	AX7121	AX7134	AX7135	AX6120	AX6121	AX6134	AX6135
	800 Traxter HD8	16-20	AX7141	AX7142	AX7143	AX7143	AX6141	AX6142	AX6143	AX6143
	800 Traxter HD8 Max	2017	AX7141	AX7142	AX7143	AX7143	AX6141	AX6142	AX6143	AX6143
	800 Traxter HD8 Max	19-20	AX7141	AX7142	AX7143	AX7143	AX6141	AX6142	AX6143	AX6143
	850 Outlander	16-18	AX7120	AX7121	AX7134	AX7135	AX6120	AX6121	AX6134	AX6135
	850 Outlander	2019			AX7176	AX7177			AX6176	AX6177
	850 Outlander	2020		AX7175	AX7176	AX7177		AX6175	AX6176	AX6177
	850 Outlander XMR	16-18	AX7124	AX7123	AX7136	AX7136	AX6124	AX6123	AX6136	AX6136
	850 Outlander XMR	19-20	AX7174	AX7175			AX6174	AX6175		
	850 Outlander Max	16-18	AX7120	AX7121	AX7134	AX7135	AX6120	AX6121	AX6134	AX6135

Wide Open axles continue on the next page.



CAN-AM									
APPLICATION	YEAR	WIDE OPEN OE AXLE				HD CANO AXLE			
		FRONT LEFT	FRONT RIGHT	REAR LEFT	REAR RIGHT	FRONT LEFT	FRONT RIGHT	REAR LEFT	REAR RIGHT
850 Outlander Max	2019			AX7176	AX7177			AX6176	AX6177
850 Outlander Max	2020		AX7175	AX7176	AX7177		AX6175	AX6176	AX6177
850 Renegade	16-18	AX7120	AX7121	AX7134	AX7135	AX6120	AX6121	AX6134	AX6135
850 Renegade	2019			AX7176	AX7177			AX6176	AX6177
850 Renegade 850 EFI	2020		AX7175	AX7176	AX7177		AX6175	AX6176	AX6177
900 Maverick X3 HO	2018	AX7165	AX7163	AX7154	AX7154	AX6165	AX6163	AX6154	AX6154
900 Maverick X3 Turbo	18-20	AX7165	AX7163	AX7154	AX7154	AX6165	AX6163	AX6154	AX6154
900 Maverick X3 Turbo R	2017	AX7152	AX7153	AX7154	AX7154	AX6152	AX6153	AX6154	AX6154
900 Maverick X3 Turbo R	18-19	AX7165	AX7163	AX7154	AX7154	AX6165	AX6163	AX6154	AX6154
900 Maverick X3 DS Turbo R	2020	AX7165	AX7163	AX7154	AX7154	AX6165	AX6163	AX6154	AX6154
900 Maverick X3 RS Turbo R	2020	AX7162	AX7162	AX7157	AX7157	AX6162	AX6162	AX6157	AX6157
900 Maverick X3 XDS Turbo R	2017	AX7152	AX7153	AX7154	AX7154	AX6152	AX6153	AX6154	AX6154
900 Maverick X3 XDS Turbo R	18-19	AX7165	AX7163	AX7154	AX7154	AX6165	AX6163	AX6154	AX6154
900 Maverick X3 XDS Turbo RR	2020	AX7172	AX7172	AX7154	AX7154	AX6172	AX6172	AX6154	AX6154
900 Maverick X3 XMR Turbo	18-20	AX7172	AX7172	AX7154	AX7154	AX6172	AX6172	AX6154	AX6154
900 Maverick X3 XMR Turbo R	18-19	AX7162	AX7162	AX7157	AX7157	AX6162	AX6162	AX6157	AX6157
900 Maverick X3 XMR Turbo RR	2020	AX7162	AX7162	AX7157	AX7157	AX6162	AX6162	AX6157	AX6157
900 Maverick X3 XRC Turbo	18-20	AX7172	AX7172	AX7154	AX7154	AX6172	AX6172	AX6154	AX6154
900 Maverick X3 XRC Turbo R	18-19	AX7162	AX7162	AX7157	AX7157	AX6162	AX6162	AX6157	AX6157
900 Maverick X3 XRC Turbo RR	2020	AX7162	AX7162	AX7157	AX7157	AX6162	AX6162	AX6157	AX6157
900 Maverick X3 XRS Turbo R	2017	AX7155	AX7156	AX7157	AX7157	AX6155	AX6156	AX6157	AX6157
900 Maverick X3 XRS Turbo R	2018	AX7164	AX7160	AX7157	AX7157	AX6164	AX6160	AX6157	AX6157
900 Maverick X3 XRS Turbo R with Smart-Lok	2018	AX7162	AX7162	AX7157	AX7157	AX6162	AX6162	AX6157	AX6157
900 Maverick X3 XRS Turbo R	2019	AX7162	AX7162	AX7157	AX7157	AX6162	AX6162	AX6157	AX6157
900 Maverick X3 XRS Turbo RR	2020	AX7162	AX7162	AX7157	AX7157	AX6162	AX6162	AX6157	AX6157
900 Maverick X3 Max Turbo	18-20	AX7165	AX7163	AX7154	AX7154	AX6165	AX6163	AX6154	AX6154
900 Maverick X3 Max Turbo R	2017	AX7152	AX7153	AX7154	AX7154	AX6152	AX6153	AX6154	AX6154
900 Maverick X3 Max Turbo R	18-19	AX7165	AX7163	AX7154	AX7154	AX6165	AX6163	AX6154	AX6154
900 Maverick X3 Max DS Turbo R	2020	AX7165	AX7163	AX7154	AX7154	AX6165	AX6163	AX6154	AX6154
900 Maverick X3 Max RS Turbo R	2020	AX7162	AX7162	AX7157	AX7157	AX6162	AX6162	AX6157	AX6157
900 Maverick X3 Max XDS Turbo R	2017	AX7152	AX7153	AX7154	AX7154	AX6152	AX6153	AX6154	AX6154
900 Maverick X3 Max XDS Turbo R	18-19	AX7165	AX7163	AX7154	AX7154	AX6165	AX6163	AX6154	AX6154

- INDEX
- WIDE OPEN PARTS
- TIRES & WHEELS
- BRAKES
- AIR, OIL & FUEL
- BATTERY & ELECTRICAL
- ENGINE
- BEARINGS
- BUSHINGS
- DRIVELINE
- AXLES**
- BELTS
- CONTROLS
- TOOLS & CHEMICALS
- EXHAUST
- ACCESSORIES

Wide Open axles continue on the next page.

PLACE YOUR ORDER WITH US ...

BY PHONE: 1-800-367-9603 » BY FAX: 901-377-3392 » ONLINE: WWW.JMATV.COM





CAN-AM										
APPLICATION	YEAR	WIDE OPEN OE AXLE				HD CANO AXLE				
		FRONT LEFT	FRONT RIGHT	REAR LEFT	REAR RIGHT	FRONT LEFT	FRONT RIGHT	REAR LEFT	REAR RIGHT	
INDEX	900 Maverick X3 Max XDS Turbo RR	2020	AX7172	AX7172	AX7154	AX7154	AX6172	AX6172	AX6154	AX6154
	900 Maverick X3 Max XMR Turbo RR	2020	AX7162	AX7162	AX7157	AX7157	AX6162	AX6162	AX6157	AX6157
WIDE OPEN PARTS	900 Maverick X3 Max XRS Turbo R	2017	AX7155	AX7156	AX7157	AX7157	AX6155	AX6156	AX6157	AX6157
	900 Maverick X3 Max XRS Turbo R	2018	AX7164	AX7160	AX7157	AX7157	AX6164	AX6160	AX6157	AX6157
TIRES & WHEELS	900 Maverick X3 Max XRS Turbo R with Smart-Lok	2018	AX7162	AX7162	AX7157	AX7157	AX6162	AX6162	AX6157	AX6157
	900 Maverick X3 Max XRS Turbo R	2019	AX7162	AX7162	AX7157	AX7157	AX6162	AX6162	AX6157	AX6157
BRAKES	900 Maverick X3 Max XRS Turbo RR	2020	AX7162	AX7162	AX7157	AX7157	AX6162	AX6162	AX6157	AX6157
	1000 Commander	11-15	AX7105	AX7106	AX7108	AX7108	AX6105	AX6106	AX6108	AX6108
AIR, OIL & FUEL	1000 Commander	2016	AX7105	AX7106	AX7140	AX7140	AX6105	AX6106	AX6140	AX6140
	1000 Commander	17-20	AX7139	AX7106	AX7140	AX7140	AX6139	AX6106	AX6140	AX6140
BATTERY & ELECTRICAL	1000 Commander Max	14-15	AX7105	AX7106	AX7108	AX7108	AX6105	AX6106	AX6108	AX6108
	1000 Commander Max	2016	AX7105	AX7106	AX7140	AX7140	AX6105	AX6106	AX6140	AX6140
ENGINE	1000 Commander Max	17-20	AX7139	AX7106	AX7140	AX7140	AX6139	AX6106	AX6140	AX6140
	1000 Defender HD10	16-19	AX7141	AX7142	AX7143	AX7143	AX6141	AX6142	AX6143	AX6143
BEARINGS	1000 Defender HD10 XT-P	2019			AX7143	AX7143			AX6143	AX6143
	1000 Defender HD10 Max	17-19	AX7141	AX7142	AX7143	AX7143	AX6141	AX6142	AX6143	AX6143
BUSHINGS	1000 Maverick	13-15	AX7115	AX7114	AX7113	AX7113	AX6115	AX6114	AX6113	AX6113
	1000 Maverick	16-18	AX7115	AX7114	AX7146	AX7146	AX6115	AX6114	AX6146	AX6146
DRIVELINE	1000 Maverick XC	2016	AX7122	AX7131	AX7151	AX7151	AX6122	AX6131	AX6151	AX6151
	1000 Maverick XC	17-18	AX7122	AX7150	AX7151	AX7151	AX6122	AX6150	AX6151	AX6151
AXLES	1000 Maverick XDS	15-16	AX7115	AX7114	AX7148	AX7148	AX6115	AX6114	AX6148	AX6148
	1000 Maverick XMR	2014	AX7125	AX7130	AX7113	AX7113	AX6125	AX6130	AX6113	AX6113
BELTS	1000 Maverick XMR	2015	AX7125	AX7130	AX7129	AX7129	AX6125	AX6130	AX6129	AX6129
	1000 Maverick XMR	2016	AX7144	AX7130			AX6144	AX6130		
CONTROLS	1000 Maverick XMR	17-18	AX7144	AX7173	AX7146	AX7146	AX6144	AX6173	AX6146	AX6146
	1000 Maverick XRS	13-15	AX7115	AX7114	AX7113	AX7113	AX6115	AX6114	AX6113	AX6113
TOOLS & CHEMICALS	1000 Maverick XXC	14-15	AX7122	AX7131	AX7128	AX7128	AX6122	AX6131	AX6128	AX6128
	1000 Maverick XXC	2016	AX7122	AX7131	AX7151	AX7151	AX6122	AX6131	AX6151	AX6151
EXHAUST	1000 Maverick XXC	17-18	AX7122	AX7150	AX7151	AX7151	AX6122	AX6150	AX6151	AX6151
	1000 Maverick Turbo	2016	AX7115	AX7114			AX6115	AX6114		
ACCESSORIES	1000 Maverick Turbo	2017	AX7115	AX7114	AX7148	AX7148	AX6115	AX6114	AX6148	AX6148
	1000 Maverick Turbo XDS	2015	AX7115	AX7114			AX6115	AX6114		
	1000 Maverick Turbo XDS	2016	AX7115	AX7114	AX7148	AX7148	AX6115	AX6114	AX6148	AX6148
	1000 Maverick Turbo XRS	2016	AX7115	AX7114	AX7148	AX7148	AX6115	AX6114	AX6148	AX6148
	1000 Maverick Max	14-15	AX7115	AX7114	AX7113	AX7113	AX6115	AX6114	AX6113	AX6113
	1000 Maverick Max DPS	16-18	AX7115	AX7114	AX7146	AX7146	AX6115	AX6114	AX6146	AX6146
	1000 Maverick Max XDS	15-16	AX7115	AX7114	AX7148	AX7148	AX6115	AX6114	AX6148	AX6148
	1000 Maverick Max XMR	17-18	AX7144	AX7173	AX7146	AX7146	AX6144	AX6173	AX6146	AX6146
	1000 Maverick Max XRS	14-15	AX7115	AX7114	AX7113	AX7113	AX6115	AX6114	AX6113	AX6113
	1000 Maverick Max Turbo	2016	AX7115	AX7114			AX6115	AX6114		
	1000 Maverick Max Turbo	2017	AX7115	AX7114	AX7148	AX7148	AX6115	AX6114	AX6148	AX6148
	1000 Maverick Max Turbo XDS	2015	AX7115	AX7114			AX6115	AX6114		
	1000 Maverick Max Turbo XDS	16-17	AX7115	AX7114	AX7148	AX7148	AX6115	AX6114	AX6148	AX6148
	1000 Maverick Max Turbo XRS	16-17	AX7115	AX7114	AX7148	AX7148	AX6115	AX6114	AX6148	AX6148
	1000 Maverick Trail	18-20	AX7161	AX7158	AX7159	AX7159	AX6161	AX6158	AX6159	AX6159
	1000 Outlander	2012	AX7109	AX7110	AX7134	AX7135	AX6109	AX6110	AX6134	AX6135
	1000 Outlander	13-15	AX7120	AX7121	AX7134	AX7135	AX6120	AX6121	AX6134	AX6135

Wide Open axles continue on the next page.



CAN-AM									
APPLICATION	YEAR	WIDE OPEN OE AXLE				HD CANO AXLE			
		FRONT LEFT	FRONT RIGHT	REAR LEFT	REAR RIGHT	FRONT LEFT	FRONT RIGHT	REAR LEFT	REAR RIGHT
1000 Outlander	16-18	AX7120	AX7121	AX7134	AX7135	AX6120	AX6121	AX6134	AX6135
1000 Outlander	2019			AX7176	AX7177			AX6176	AX6177
1000 Outlander	2020		AX7175	AX7176	AX7177		AX6175	AX6176	AX6177
1000 Outlander XMR	13-14	AX7124	AX7123	AX7134	AX7135	AX6124	AX6123	AX6134	AX6135
1000 Outlander XMR	2015	AX7124	AX7123	AX7136	AX7136	AX6124	AX6123	AX6136	AX6136
1000 Outlander XMR	16-18	AX7124	AX7123	AX7136	AX7136	AX6124	AX6123	AX6136	AX6136
1000 Outlander XMR	19-20	AX7174	AX7175			AX6174	AX6175		
1000 Outlander Max	13-18	AX7120	AX7121	AX7134	AX7135	AX6120	AX6121	AX6134	AX6135
1000 Outlander Max	2019			AX7176	AX7177			AX6176	AX6177
1000 Outlander Max	2020		AX7175	AX7176	AX7177		AX6175	AX6176	AX6177
1000 Outlander 6X6	15-18	AX7120	AX7121	AX7135	AX7134	AX6120	AX6121	AX6135	AX6134
1000 Outlander 6X6 (Middle/Rear)	15-18			AX7134	AX7135			AX6134	AX6135
1000 Outlander 6X6	19-20			AX7177	AX7176			AX6177	AX6176
1000 Outlander 6X6 (Middle/Rear)	19-20			AX7176	AX7177			AX6176	AX6177
1000 Renegade	2012	AX7109	AX7110	AX7134	AX7135	AX6109	AX6110	AX6134	AX6135
1000 Renegade	13-15	AX7120	AX7121	AX7134	AX7135	AX6120	AX6121	AX6134	AX6135
1000 Renegade	16-18	AX7120	AX7121	AX7134	AX7135	AX6120	AX6121	AX6134	AX6135
1000 Renegade	2019			AX7176	AX7177			AX6176	AX6177
1000 Renegade XMR	2016	AX7124	AX7123	AX7136	AX7136	AX6124	AX6123	AX6136	AX6136
1000 Renegade XMR	17-18	AX7124	AX7123	AX7134	AX7135	AX6124	AX6123	AX6134	AX6135
1000 Renegade XMR	19-20	AX7174	AX7175			AX6174	AX6175		
1000 Renegade XXC	2012	AX7109	AX7110	AX7134	AX7135	AX6109	AX6110	AX6134	AX6135
1000 Renegade XXC	13-15	AX7120	AX7121	AX7134	AX7135	AX6120	AX6121	AX6134	AX6135
1000 Renegade XXC	16-18	AX7120	AX7121	AX7134	AX7135	AX6120	AX6121	AX6134	AX6135
1000 Renegade XXC	2019			AX7176	AX7177			AX6176	AX6177
1000 Renegade XXC	2020		AX7175	AX7176	AX7177		AX6175	AX6176	AX6177

- INDEX
- WIDE OPEN PARTS
- TIRES & WHEELS
- BRAKES
- AIR, OIL & FUEL
- BATTERY & ELECTRICAL
- ENGINE
- BEARINGS
- BUSHINGS
- DRIVELINE
- AXLES
- BELTS
- CONTROLS
- TOOLS & CHEMICALS
- EXHAUST
- ACCESSORIES

HONDA									
APPLICATION	YEAR	WIDE OPEN OE AXLE				HD CANO AXLE			
		FRONT LEFT	FRONT RIGHT	REAR LEFT	REAR RIGHT	FRONT LEFT	FRONT RIGHT	REAR LEFT	REAR RIGHT
TRX300 FourTrax	93-00	AX7206	AX7206						
TRX350 Rancher	00-05	AX7205	AX7205						
TRX350 Rancher	2006	AX7234	AX7234						
TRX400 Rancher AT	04-07	AX7210	AX7210						
TRX400 Foreman	95-01	AX7224	AX7209				AX6209		
TRX400 Foreman	02-03	AX7233	AX7232						
TRX420 Rancher SRA	07-13	AX7205	AX7205						
TRX420 Rancher SRA	14-16	AX7231	AX7227						
TRX420 Rancher SRA Auto	14-16	AX7231	AX7227						
TRX420 Rancher IRS Auto	09-14	AX7205	AX7205						
TRX420 Rancher IRS Auto	15-19	AX7230	AX7228						
TRX450 Foreman	98-04	AX7201	AX7202						
TRX500 Foreman	05-13	AX7209	AX7208			AX6209	AX6208		
TRX500 Foreman	14-19	AX7230	AX7229						
TRX500 Rubicon	01-04	AX7203	AX7204						
TRX500 Rubicon	05-14	AX7209	AX7208			AX6209	AX6208		
TRX500 Rubicon IRS Man	15-19	AX7230	AX7229						
TRX500 Rubicon IRS Auto	15-16	AX7230	AX7229						
SXS500 Pioneer	15-16			AX7244					
SXS500 Pioneer	17-20	AX7245	AX7247	AX7246	AX7246				
TRX650 Rincon	03-04	AX7215	AX7216	AX7211	AX7211			AX6211	AX6211
TRX650 Rincon	2005	AX7209	AX7208	AX7211	AX7211	AX6209	AX6208	AX6211	AX6211

Wide Open axles continue on the next page.





HONDA									
APPLICATION	YEAR	WIDE OPEN OE AXLE				HD CANO AXLE			
		FRONT LEFT	FRONT RIGHT	REAR LEFT	REAR RIGHT	FRONT LEFT	FRONT RIGHT	REAR LEFT	REAR RIGHT
TRX680 Rincon	06-20	AX7209	AX7208	AX7211	AX7211	AX6209	AX6208	AX6211	AX6211
MUV700 Big Red	09-13	AX7235	AX7236	AX7237	AX7238	AX6235	AX6236	AX6237	AX6238
SXS700M2 Pioneer	2014	AX7214	AX7213	AX7212	AX7212	AX6214	AX6213	AX6212	AX6212
SXS700M2 Pioneer	15-16			AX7240					
SXS700M4 Pioneer 4	2014	AX7214	AX7213	AX7212	AX7212	AX6214	AX6213	AX6212	AX6212
SXS700M4 Pioneer 4	15-16			AX7240					
SXS1000M3 Pioneer	2016				AX7242				
SXS1000M3 Pioneer	17-20	AX7243	AX7243	AX7241					
SXS1000M3 Pioneer Deluxe	2020	AX7243	AX7243	AX7241					
SXS1000M5 Pioneer 5	2016				AX7242				
SXS1000M5 Pioneer 5	17-20	AX7243	AX7243	AX7241					
SXS1000M5 Pioneer 5 Deluxe	17-20	AX7243	AX7243	AX7241					
SXS1000S2R Talon R	19-20	AX7250	AX7250	AX7248	AX7248	AX6250	AX6250	AX6248	AX6248
SXS1000S2R Talon R FOX Live Valve	2021	AX7250	AX7250			AX6250	AX6250		
SXS1000S2X Talon X	19-20	AX7251	AX7251	AX7249	AX7249	AX6251	AX6251	AX6249	AX6249
SXS1000S2X Talon X FOX Live Valve	2021	AX7251	AX7251			AX6251	AX6251		
SXS1000S4 Talon X-4	2020	AX7251	AX7251	AX7249	AX7249	AX6251	AX6251	AX6249	AX6249
SXS1000S4 Talon X-4 FOX Live Valve	2020	AX7251	AX7251	AX7249	AX7249	AX6251	AX6251	AX6249	AX6249

JOHN DEERE									
APPLICATION	YEAR	WIDE OPEN OE AXLE				HD CANO AXLE			
		FRONT LEFT	FRONT RIGHT	REAR LEFT	REAR RIGHT	FRONT LEFT	FRONT RIGHT	REAR LEFT	REAR RIGHT
Gator HPX 4x2 (Diesel; To 040000 Serial#)	04-05	AX7308	AX7307						
Gator HPX 4x2 (Gas; To 040000 Serial#)	04-05	AX7308	AX7307						
Gator HPX 4x4 (Diesel; To 040000 Serial#)	04-05	AX7308	AX7307						
Gator HPX 4x4 (Gas; To 040000 Serial#)	04-05	AX7308	AX7307						
Gator HPX 4x4 (Diesel; 040001-070137 Serial#)	06-09	AX7305	AX7306						
Gator HPX 4x4 (Gas; 040001-070122 Serial#)	06-09	AX7305	AX7306						
Gator HPX 4x4 (Diesel; From 070138 Serial#)	09-17	AX7309	AX7310						
Gator HPX 4x4 (Gas; From 070123 Serial#)	09-17	AX7309	AX7310						
Gator HPX Trail 4x4 (Gas; To 040000 Serial#)	04-05	AX7308	AX7307						
Gator HPX Trail 4x4 (Gas; From 040001 Serial#)	2006	AX7305	AX7306						
M-Gator (A2)	11,13	AX7302	AX7301	AX7303	AX7303				
M-Gator (A3)	12-18	AX7302	AX7301	AX7303	AX7303				
M-Gator (A3-T)	15-18	AX7302	AX7301	AX7303	AX7303				
Gator XUV 550	12-16	AX7315	AX7315	AX7314	AX7313				
Gator XUV 550 S4	12-16	AX7315	AX7315	AX7314	AX7313				
Gator XUV 560	16-17	AX7315	AX7315	AX7314	AX7313				
Gator XUV 560 S4	16-17	AX7315	AX7315	AX7314	AX7313				

Wide Open axles continue on the next page.



JOHN DEERE		WIDE OPEN OE AXLE				HD CANO AXLE			
APPLICATION	YEAR	FRONT LEFT	FRONT RIGHT	REAR LEFT	REAR RIGHT	FRONT LEFT	FRONT RIGHT	REAR LEFT	REAR RIGHT
		Gator XUV 560E	18-20	AX7315	AX7315	AX7314	AX7313		
Gator XUV 560E S4	18-19	AX7315	AX7315	AX7314	AX7313				
Gator XUV 590E	18-20	AX7315	AX7315	AX7314	AX7313				
Gator XUV 590E S4	18-19	AX7315	AX7315	AX7314	AX7313				
Gator XUV 590i	16-17	AX7315	AX7315	AX7314	AX7313				
Gator XUV 590i S4	16-17	AX7315	AX7315	AX7314	AX7313				
Gator XUV 590M	18-19	AX7315	AX7315	AX7314	AX7313				
Gator XUV 590M S4	18-19	AX7315	AX7315	AX7314	AX7313				
Gator XUV 620i 4x4 GRN (To 030583 Serial#)	07-08	AX7305	AX7306	AX7304	AX7304				
Gator XUV 620i 4x4 GRN (From 030584 Serial#)	08-10	AX7309	AX7310	AX7304	AX7304				
Gator XUV 620i 4x4 OLV (To 030144 Serial#)	07-08	AX7305	AX7306	AX7304	AX7304				
Gator XUV 620i 4x4 OLV (From 030145 Serial#)	09-10	AX7309	AX7310	AX7304	AX7304				
Gator XUV 620i 4x4 BLK (To 030955 Serial#)	2009	AX7305	AX7306	AX7304	AX7304				
Gator XUV 620i 4x4 BLK (From 030956 Serial#)	2009	AX7309	AX7310	AX7304	AX7304				
Gator XUV 620i 4x4 SLV (To 030514 Serial#)	2009	AX7305	AX7306	AX7304	AX7304				
Gator XUV 620i 4x4 SLV (From 030515 Serial#)	2009	AX7309	AX7310	AX7304	AX7304				
Gator XUV 625i 4x4	11-17	AX7302	AX7301	AX7303	AX7303				
Gator XUV 825E	18-20	AX7302	AX7301	AX7303	AX7303				
Gator XUV 825i 4x4	11-17	AX7302	AX7301	AX7303	AX7303				
Gator XUV 825i 4x4 S4	13-17	AX7302	AX7301	AX7303	AX7303				
Gator XUV 825M	18-19	AX7302	AX7301	AX7303	AX7303				
Gator XUV 825M S4	18-20	AX7302	AX7301	AX7303	AX7303				
Gator XUV 835E	18-19	AX7316	AX7316	AX7303	AX7303				
Gator XUV 835M	18-20	AX7316	AX7316	AX7303	AX7303				
Gator XUV 835R	18-20	AX7316	AX7316	AX7303	AX7303				
Gator XUV 850D 4x4 Diesel GRN (To 030658 Serial#)	07-08	AX7305	AX7306	AX7304	AX7304				
Gator XUV 850D 4x4 Diesel GRN (From 030659 Serial#)	08-10	AX7309	AX7310	AX7304	AX7304				
Gator XUV 850D 4x4 Diesel OLV (To 030064 Serial#)	07-08	AX7305	AX7306	AX7304	AX7304				
Gator XUV 850D 4x4 Diesel OLV (From 030065 Serial#)	09-10	AX7309	AX7310	AX7304	AX7304				
Gator XUV 855D 4x4 Diesel	11-17	AX7302	AX7301	AX7303	AX7303				
Gator XUV 855D 4x4 Diesel S4	13-17	AX7302	AX7301	AX7303	AX7303				
Gator XUV 855E	18-20	AX7302	AX7301	AX7303	AX7303				
Gator XUV 855M	18-20	AX7302	AX7301	AX7303	AX7303				
Gator XUV 855M S4	18-20	AX7302	AX7301	AX7303	AX7303				
Gator XUV 865E	18-19	AX7316	AX7316	AX7303	AX7303				
Gator XUV 865M	18-20	AX7316	AX7316	AX7303	AX7303				
Gator XUV 865R	18-20	AX7316	AX7316	AX7303	AX7303				
Gator RSX 850i	12-15	AX7315	AX7315	AX7311	AX7312				
Gator RSX 850i Sport	12-15	AX7315	AX7315	AX7311	AX7312				
Gator RSX 850i Trail	12-15	AX7315	AX7315	AX7311	AX7312				
Gator RSX 860E	18-20	AX7315	AX7315	AX7311	AX7312				
Gator RSX 860i	16-17	AX7315	AX7315	AX7311	AX7312				
Gator RSX 860M	18-20	AX7315	AX7315	AX7311	AX7312				

- INDEX
- WIDE OPEN PARTS
- TIRES & WHEELS
- BRAKES
- AIR, OIL & FUEL
- BATTERY & ELECTRICAL
- ENGINE
- BEARINGS
- BUSHINGS
- DRIVELINE
- AXLES**
- BELTS
- CONTROLS
- TOOLS & CHEMICALS
- EXHAUST
- ACCESSORIES

Wide Open axles continue on the next page.





KAWASAKI									
APPLICATION	YEAR	WIDE OPEN OE AXLE				HD CANO AXLE			
		FRONT LEFT	FRONT RIGHT	REAR LEFT	REAR RIGHT	FRONT LEFT	FRONT RIGHT	REAR LEFT	REAR RIGHT
INDEX	KLF300 Bayou	89-05	AX7413	AX7413					
	KVF300 Prairie	99-02	AX7412	AX7412					
	KVF360 Prairie	03-12	AX7404	AX7405			AX6404	AX6405	
WIDE OPEN PARTS	KAF400 Mule 610	05-16	AX7411	AX7411					
	KAF400 Mule 610 XC	10-16	AX7411	AX7411					
	KAF400 Mule SX	17-20	AX7411	AX7411					
TIRES & WHEELS	KAF400 Mule SX XC	17-20	AX7411	AX7411					
	KLF400 Bayou 400	93-99	AX7413	AX7413					
	KVF400 Prairie	97-02	AX7403	AX7403					
BRAKES	KAF620 Mule 2510	2000	AX7401	AX7401					
	KAF620 Mule 3010	01-08	AX7401	AX7401					
	KAF620 Mule 3010 Trans	05-08	AX7401	AX7401					
AIR, OIL & FUEL	KAF620 Mule 4010	09-20	AX7401	AX7401					
	KAF620 Mule 4010 Trans	09-20	AX7401	AX7401					
	KVF650 Prairie	02-03	AX7404	AX7405			AX6404	AX6405	
BATTERY & ELECTRICAL	KVF650 Brute Force SRA	05-13	AX7404	AX7405			AX6404	AX6405	
	KVF650 Brute Force IRS	06-13	AX7409	AX7410	AX7402	AX7402	AX6409	AX6410	AX6402
	KVF700 Prairie	04-06	AX7404	AX7405			AX6404	AX6405	
ENGINE	KVF750i Brute Force	05-07	AX7409	AX7410	AX7402	AX7402	AX6409	AX6410	AX6402
	KVF750i Brute Force	08-11			AX7402	AX7402			AX6402
	KVF750i Brute Force	12-20	AX7409	AX7410	AX7402	AX7402	AX6409	AX6410	AX6402
BEARINGS	KRF750 Teryx	08-09	AX7406	AX7406	AX7407	AX7408	AX6406	AX6406	AX6407
	KRF750 Teryx EFI	09-11	AX7406	AX7406	AX7407	AX7408	AX6406	AX6406	AX6407
	KRF750 Teryx EFI	12-13	AX7406	AX7406	AX7408	AX7408	AX6406	AX6406	AX6408
BUSHINGS	KRT750 Teryx 4	12-13	AX7415	AX7416	AX7414	AX7414	AX6415	AX6416	AX6414
	KRF800 Teryx	14-15	AX7415	AX7416	AX7414	AX7414	AX6415	AX6416	AX6414
	KRF800 Teryx	16-20	AX7415	AX7416	AX7418	AX7418	AX6415	AX6416	AX6418
DRIVELINE	KRT800 Teryx 4	14-15	AX7415	AX7416	AX7414	AX7414	AX6415	AX6416	AX6414
	KRT800 Teryx 4	16-20	AX7415	AX7416	AX7418	AX7418	AX6415	AX6416	AX6418
	KAF820 Mule PRO-FX	16-20	AX7419	AX7419	AX7420	AX7417	AX6419	AX6419	AX6420
AXLES	KAF820 Mule PRO-FXR	18-20	AX7419	AX7419	AX7420	AX7417	AX6419	AX6419	AX6420
	KAF820 Mule PRO-FXT	15-20	AX7419	AX7419	AX7420	AX7417	AX6419	AX6419	AX6420
	KAF950 Mule 2510 Diesel	00-02	AX7401	AX7401					
BELTS	KAF950 Mule 3010 Diesel	03-08	AX7401	AX7401					
	KAF950 Mule 3010 Diesel Trans	07-08	AX7401	AX7401					
	KAF950 Mule 4010 Diesel	09-13	AX7401	AX7401					
CONTROLS	KAF950 Mule 4010 Diesel Trans	09-13	AX7401	AX7401					
	KAF950 Mule 4010 Diesel	09-13	AX7401	AX7401					
	KAF950 Mule 4010 Diesel Trans	09-13	AX7401	AX7401					
TOOLS & CHEMICALS	KAF1000 Mule PRO-DX	16-19	AX7419	AX7419	AX7420	AX7417	AX6419	AX6419	AX6420
	KAF1000 Mule PRO-DXT	16-19	AX7419	AX7419	AX7420	AX7417	AX6419	AX6419	AX6420
	KRX1000 Teryx	2020	AX7421	AX7422	AX7423	AX7423	AX6421	AX6422	AX6423
EXHAUST									
ACCESSORIES									

Wide Open axles continue on the next page.



KUBOTA									
APPLICATION	YEAR	WIDE OPEN OE AXLE				HD CANO AXLE			
		FRONT LEFT	FRONT RIGHT	REAR LEFT	REAR RIGHT	FRONT LEFT	FRONT RIGHT	REAR LEFT	REAR RIGHT
RTV400Ci (From 17017 Serial Number)	12-19	AX7501	AX7501						
RTV500 (From 33766 Serial Number)	11-19	AX7501	AX7501						
RTV900G9 (Serial No. >=B1001)	09-11	AX7508	AX7508						
RTV900R9 Camo (Serial No. >=B1001)	09-11	AX7508	AX7508						
RTV900T9 Utility (Serial No. >=B1001)	09-11	AX7508	AX7508						
RTV900W9 Orange (Serial No. >=B1001)	09-11	AX7508	AX7508						
RTV900W9SE Orange (Serial No. >=B1001)	09-11	AX7508	AX7508						
RTV900XTG General Purpose	11-14	AX7508	AX7508						
RTV900XTR Camo	11-13	AX7508	AX7508						
RTV900XTS Orange	11-14	AX7508	AX7508						
RTV900XTT Utility	11-14	AX7508	AX7508						
RTV900XTW Orange	11-14	AX7508	AX7508						
RTV-X900G	14-19	AX7502	AX7502	AX7503	AX7503				
RTV-X900R	14-19	AX7502	AX7502	AX7503	AX7503				
RTV-X900W	14-19	AX7502	AX7502	AX7503	AX7503				
RTV1100CR9 (Serial No. >=27901)	09-11	AX7508	AX7508						
RTV-X1100CR	14-19	AX7502	AX7502	AX7503	AX7503				
RTV-X1100CW	14-19	AX7502	AX7502	AX7503	AX7503				
RTV-X1120DR	14-19	AX7502	AX7502	AX7503	AX7503				
RTV-X1120DW	14-19	AX7502	AX7502	AX7503	AX7503				
RTV1140CPX (Serial No. <=16848)	09-16	AX7505	AX7505						
RTV1140CPX (Serial No. >=16849)	09-16	AX7508	AX7508						
RTV1140CPX (Serial No. >=15909)	09-16			AX7509	AX7509				
RTV1140CPXR (Serial No. <=16848)	09-16	AX7505	AX7505						
RTV1140CPXR (Serial No. >=16849)	09-16	AX7508	AX7508						
RTV1140CPXR (Serial No. >=15909)	09-16			AX7509	AX7509				
RTV-X1140R	16-19	AX7506	AX7506	AX7507	AX7507				
RTV-X1140W	16-19	AX7506	AX7506	AX7507	AX7507				

KYMCO									
APPLICATION	YEAR	WIDE OPEN OE AXLE				HD CANO AXLE			
		FRONT LEFT	FRONT RIGHT	REAR LEFT	REAR RIGHT	FRONT LEFT	FRONT RIGHT	REAR LEFT	REAR RIGHT
MXU 500 IRS 4x4	10-13			AX7906	AX7907				
MXU 500	14-15			AX7906	AX7907				
MXU 500i IRS 4x4	2012			AX7906	AX7907				
MXU 500i 4x4	2013	AX7901	AX7902	AX7906	AX7907	AX6901	AX6902		
MXU 500i	14-18	AX7901	AX7902	AX7906	AX7907	AX6901	AX6902		
MXU 700i	13-18	AX7901	AX7902	AX7906	AX7907	AX6901	AX6902		
UXV 500i	14-18	AX7908	AX7903	AX7904	AX7905		AX6903	AX6904	AX6905
UXV 500i G	2015	AX7908	AX7903				AX6903		
UXV 500i TURF	14-16	AX7908	AX7903				AX6903		
UXV 700i	14-18	AX7908	AX7903	AX7904	AX7905		AX6903	AX6904	AX6905
UXV 700i TURF	14-17	AX7908	AX7903				AX6903		

Wide Open axles continue on the next page.

- INDEX
- WIDE OPEN PARTS
- TIRES & WHEELS
- BRAKES
- AIR, OIL & FUEL
- BATTERY & ELECTRICAL
- ENGINE
- BEARINGS
- BUSHINGS
- DRIVELINE
- AXLES**
- BELTS
- CONTROLS
- TOOLS & CHEMICALS
- EXHAUST
- ACCESSORIES





POLARIS		WIDE OPEN OE AXLE				HD CANO AXLE			
APPLICATION	YEAR	FRONT LEFT	FRONT RIGHT	REAR LEFT	REAR RIGHT	FRONT LEFT	FRONT RIGHT	REAR LEFT	REAR RIGHT
Ranger EV	10-14	AX7646	AX7646	AX7613	AX7613				
Ranger EV	15-19	AX7670	AX7670	AX7613	AX7613	AX6670	AX6670		
Ranger EV Li-Ion	2016	AX7672	AX7672			AX6672	AX6672		
Ranger EV Li-Ion	17-18	AX7670	AX7670			AX6670	AX6670		
Ranger EV LSV	11-12	AX7646	AX7646	AX7613	AX7613				
250 Big Boss 6x6 (OBJ Stamped w/USA)	91-92	AX7620	AX7620						
250 Trail Boss (W878027)	1987	AX7621	AX7621						
250 Trail Boss	89-90	AX7622	AX7622						
250 Trail Boss (OBJ Stamped w/USA)	91-92	AX7620	AX7620						
250 Xplorer 4x4	00-02	AX7606	AX7606						
300 4x4	1995	AX7606	AX7606						
300 Hawkeye 2x4	06-11			AX7616	AX7616				
300 Hawkeye 4x4	06-07	AX7619	AX7619	AX7616	AX7616				
300 Sportsman	08-10	AX7619	AX7619	AX7616	AX7616				
300 Xplorer 4x4	96-01	AX7606	AX7606						
325 Ace	2014			AX7641	AX7641				
325 Ace	15-16	AX7668	AX7668	AX7641	AX7641	AX6668	AX6668		
325 Hawkeye 2x4	2015			AX7674	AX7674			AX6674	AX6674
325 Magnum 4x4 (Exc. HDS (Visco-Lok))	00-02	AX7606	AX7606						
325 Ranger ETX	15-16	AX7672	AX7672	AX7656	AX7656	AX6672	AX6672		
325 Sportsman ETX	2015	AX7653	AX7653	AX7674	AX7674			AX6674	AX6674
325 Xpedition 4x4	00-02	AX7606	AX7606						
330 ATP 4x4	2004	AX7605	AX7605						
330 ATP 4x4	2005	AX7647	AX7647						
330 Magnum 4x4 (Exc. HDS (Visco-Lok))	03-04	AX7605	AX7605						
330 Magnum 4x4	2005	AX7647	AX7647						
335 Sportsman	1999	AX7606	AX7606	AX7618	AX7618				
335 Sportsman	2000	AX7606	AX7606	AX7618	AX7618				
335 Sportsman	2000	AX7606	AX7606	AX7602	AX7602				
335 Worker	1999	AX7606	AX7606	AX7618	AX7618				
350L Big Boss 6x6	1993	AX7620	AX7620						
350L Trail Boss 4x4 (OBJ Stamped w/USA)	90-93	AX7620	AX7620						
400L 4x4	1994	AX7620	AX7620						
400L Big Boss 6x6	1994	AX7620	AX7620						
400L Big Boss 6x6	95-97	AX7606	AX7606						
400 Hawkeye HO 2X4	11-14			AX7654	AX7654				
400 Ranger 4x4	10-14	AX7637	AX7637	AX7613	AX7613	AX6637	AX6637		
400 Scrambler	99-00	AX7606	AX7606						
400 Scrambler 4x4	2002	AX7606	AX7606						
400 Sportsman 4x4	1993	AX7620	AX7620						
400 Sportsman 4x4	94-96	AX7606	AX7606						
400 Sportsman	01-02	AX7606	AX7606	AX7602	AX7602				
400 Sportsman	2003	AX7606	AX7606	AX7635	AX7635				
400 Sportsman (w/ Male Splined Yoke)	2004	AX7605	AX7605	AX7635	AX7635				
400 Sportsman (w/ Female Splined Yoke)	2004	AX7606	AX7606	AX7635	AX7635				
400 Sportsman	2005	AX7607	AX7607	AX7635	AX7635	AX6607	AX6607		
400 Sportsman HO	08-10	AX7619	AX7619	AX7616	AX7616				
400 Sportsman HO	11-12	AX7627	AX7627	AX7654	AX7654	AX6627	AX6627		
400 Sportsman HO	13-14	AX7653	AX7653	AX7654	AX7654				
400 Xplorer 4x4	95-01	AX7606	AX7606						
425 Magnum 4x4	95-98	AX7606	AX7606						

Wide Open axles continue on the next page.



POLARIS									
APPLICATION	YEAR	WIDE OPEN OE AXLE				HD CANO AXLE			
		FRONT LEFT	FRONT RIGHT	REAR LEFT	REAR RIGHT	FRONT LEFT	FRONT RIGHT	REAR LEFT	REAR RIGHT
425 Magnum 6x6	96-97	AX7606	AX7606						
425 Xpedition	00-02	AX7606	AX7606						
450 Sportsman	2006	AX7669	AX7669	AX7654	AX7654	AX6669	AX6669		
450 Sportsman	2007	AX7627	AX7627	AX7654	AX7654	AX6627	AX6627		
450 Sportsman HO	16-17	AX7653	AX7653	AX7674	AX7674			AX6674	AX6674
450 Sportsman HO	18-20	AX7685	AX7685	AX7674	AX7674			AX6674	AX6674
450 Sportsman HO EPS LE	2019	AX7685	AX7685						
455 Diesel	1999	AX7606	AX7606	AX7618	AX7618				
455 Diesel	00-02	AX7606	AX7606	AX7602	AX7602				
500 Ace	17-19	AX7668	AX7668	AX7641	AX7641	AX6668	AX6668		
500 ATP HO 4X4	2004	AX7605	AX7605						
500 Big Boss 6x6	98-99	AX7606	AX7606						
500 Magnum 4x4	99-00	AX7606	AX7606						
500 Magnum 4x4 (Exc. HDS (Visco-Lok))	2001	AX7606	AX7606						
500 Magnum 4x4 (HDS (Visco-Lok))	2002	AX7606	AX7606						
500 Magnum 4x4 (Exc. HDS (Visco-Lok))	2002	AX7612	AX7612			AX6612	AX6612		
500 Ranger 2x4 (Built Before 8/26/06)	05-07			AX7608	AX7609			AX6608	AX6609
500 Ranger 2x4 (Built After 8/28/06)	07-09			AX7629	AX7634			AX6629	AX6634
500 Ranger 4x4 (Series 10; Series 11)	01-03	AX7645	AX7645			AX6645	AX6645		
500 Ranger 4x4	2004	AX7645	AX7645			AX6645	AX6645		
500 Ranger 4x4	2005			AX7608	AX7609			AX6608	AX6609
500 Ranger 4x4 (Built Before 8/26/06)	06-07	AX7625	AX7625	AX7608	AX7609	AX6625	AX6625	AX6608	AX6609
500 Ranger 4x4 (Built After 8/28/06)	2007	AX7625	AX7625	AX7629	AX7634	AX6625	AX6625	AX6629	AX6634
500 Ranger 4x4	2008	AX7624	AX7624	AX7629	AX7634	AX6624	AX6624	AX6629	AX6634
500 Ranger 4x4	2009	AX7626	AX7626	AX7629	AX7634	AX6626	AX6626	AX6629	AX6634
500 Ranger 4x4	2010	AX7626	AX7626	AX7614	AX7614	AX6626	AX6626	AX6614	AX6614
500 Ranger	11-13	AX7637	AX7637	AX7613	AX7613	AX6637	AX6637		
500 Ranger Crew	11-13	AX7637	AX7637	AX7613	AX7613	AX6637	AX6637		
500 Ranger	17-18	AX7676	AX7676						
500 Ranger	19-20	AX7676	AX7676	AX7684	AX7684				
500 Ranger 6x6	1999	AX7644	AX7644						
500 Ranger 6x6 (Series 10 PTV Model)	01-03	AX7606	AX7606						
500 Ranger 6x6 (Series 10 / Series 11)	01-03	AX7645	AX7645			AX6645	AX6645		
500 Ranger 6x6	04-05	AX7645	AX7645			AX6645	AX6645		
500 Scrambler 4x4	97-09	AX7606	AX7606						
500 Scrambler 4x4	2010	AX7648	AX7648						
500 Scrambler 4x4	11-12	AX7650	AX7650						
500 Sportsman 4x4	96-98	AX7606	AX7606	AX7618	AX7618				
500 Sportsman 4x4	99-00	AX7606	AX7606	AX7602	AX7602				
500 Sportsman HO	01-02	AX7606	AX7606	AX7602	AX7602				
500 Sportsman HO	2003	AX7606	AX7606	AX7635	AX7635				
500 Sportsman HO (w/ Male Splined Yoke)	2004	AX7605	AX7605	AX7635	AX7635				
500 Sportsman HO (w/ Female Splined Yoke)	2004	AX7606	AX7606	AX7635	AX7635				
500 Sportsman HO	2005	AX7607	AX7607	AX7635	AX7635	AX6607	AX6607		
500 Sportsman HO	2006	AX7669	AX7669	AX7654	AX7654	AX6669	AX6669		
500 Sportsman HO	07-12	AX7627	AX7627	AX7654	AX7654	AX6627	AX6627		
500 Sportsman HO	2013	AX7653	AX7653	AX7654	AX7654				

- INDEX
- WIDE OPEN PARTS
- TIRES & WHEELS
- BRAKES
- AIR, OIL & FUEL
- BATTERY & ELECTRICAL
- ENGINE
- BEARINGS
- BUSHINGS
- DRIVELINE
- AXLES
- BELTS
- CONTROLS
- TOOLS & CHEMICALS
- EXHAUST
- ACCESSORIES

Wide Open axles continue on the next page.





POLARIS									
APPLICATION	YEAR	WIDE OPEN OE AXLE				HD CANO AXLE			
		FRONT LEFT	FRONT RIGHT	REAR LEFT	REAR RIGHT	FRONT LEFT	FRONT RIGHT	REAR LEFT	REAR RIGHT
500 Sportsman Touring	08-10	AX7627	AX7627	AX7636	AX7636	AX6627	AX6627	AX6636	AX6636
500 Sportsman Touring	11-12	AX7627	AX7627	AX7667	AX7667	AX6627	AX6627	AX6667	AX6667
500 Sportsman Touring	2013	AX7653	AX7653	AX7667	AX7667			AX6667	AX6667
500 Sportsman X2	06-09	AX7627	AX7627	AX7636	AX7636	AX6627	AX6627	AX6636	AX6636
500 Sportsman 6x6	00-08	AX7606	AX7606						
500 Worker	1999	AX7606	AX7606	AX7602	AX7602				
500 Xplorer	1997	AX7606	AX7606	AX7618	AX7618				
550 Sportsman XP	2009	AX7615	AX7615			AX6615	AX6615		
550 Sportsman	11-14	AX7615	AX7615	AX7617	AX7617	AX6615	AX6615	AX6617	AX6617
550 Sportsman Touring	10-14	AX7615	AX7615	AX7617	AX7617	AX6615	AX6615	AX6617	AX6617
550 Sportsman X2	10-14	AX7615	AX7615	AX7617	AX7617	AX6615	AX6615	AX6617	AX6617
570 Ace	15-17	AX7668	AX7668	AX7641	AX7641	AX6668	AX6668		
570 Ace	18-19			AX7641	AX7641				
570 Ranger Midsize	2014	AX7637	AX7637	AX7656	AX7656	AX6637	AX6637		
570 Ranger Midsize	15-16	AX7672	AX7672	AX7656	AX7656	AX6672	AX6672		
570 Ranger Midsize	17-18	AX7676	AX7676						
570 Ranger Midsize	19-20	AX7676	AX7676	AX7684	AX7684				
570 Ranger Fullsize	2015	AX7623	AX7623	AX7640	AX7640	AX6623	AX6623	AX6640	AX6640
570 Ranger Fullsize (Fronts fit R16RCA57 models)	2016	AX7673	AX7673	AX7656	AX7656	AX6673	AX6673		
570 Ranger Fullsize (Fronts fit R16RTA57 models)	2016	AX7623	AX7623	AX7656	AX7656	AX6623	AX6623		
570 Ranger Fullsize	19-20			AX7684	AX7684				
570 Ranger XP	2016	AX7623	AX7623	AX7640	AX7640	AX6623	AX6623	AX6640	AX6640
570 Ranger Crew Midsize	2014	AX7637	AX7637	AX7656	AX7656	AX6637	AX6637		
570 Ranger Crew Midsize	2015	AX7672	AX7672	AX7656	AX7656	AX6672	AX6672		
570 Ranger Crew Fullsize	2015	AX7623	AX7623	AX7640	AX7640	AX6623	AX6623	AX6640	AX6640
570-4 Ranger Crew	2016	AX7672	AX7672	AX7656	AX7656	AX6672	AX6672		
570-4 Ranger Crew	17-18	AX7676	AX7676						
570-4 Ranger Crew	19-20	AX7676	AX7676	AX7684	AX7684				
570-6 Ranger Crew	2016	AX7673	AX7673	AX7656	AX7656	AX6673	AX6673		
570-6 Ranger Crew	19-20			AX7684	AX7684				
570-6 Ranger Crew XP	2016	AX7623	AX7623	AX7640	AX7640	AX6623	AX6623	AX6640	AX6640
570 RZR	12-20	AX7610	AX7610	AX7641	AX7641	AX6610	AX6610		
570 RZR S	2017	AX7623	AX7623	AX7640	AX7640	AX6623	AX6623	AX6640	AX6640
570 Sportsman	2014	AX7653	AX7653	AX7654	AX7654				
570 Sportsman	15-17	AX7653	AX7653	AX7674	AX7674			AX6674	AX6674
570 Sportsman	18-20	AX7685	AX7685	AX7674	AX7674			AX6674	AX6674
570 Sportsman 6x6	2017	AX7653	AX7653	AX7674	AX7674			AX6674	AX6674
570 Sportsman 6x6	18-20	AX7685	AX7685	AX7674	AX7674			AX6674	AX6674
570 Sportsman Touring	2014	AX7653	AX7653	AX7654	AX7654				
570 Sportsman Touring	15-17	AX7653	AX7653	AX7674	AX7674			AX6674	AX6674
570 Sportsman Touring	18-20	AX7685	AX7685	AX7674	AX7674			AX6674	AX6674
570 Sportsman X2	15-17	AX7653	AX7653	AX7674	AX7674			AX6674	AX6674
570 Sportsman X2	18-20	AX7685	AX7685	AX7674	AX7674			AX6674	AX6674
600 Sportsman	03-04	AX7605	AX7605	AX7635	AX7635				
600 Sportsman	2005	AX7607	AX7607	AX7635	AX7635	AX6607	AX6607		
700 Ranger	2005			AX7608	AX7609			AX6608	AX6609
700 Ranger (Before 8/26/06)	06-07	AX7625	AX7625	AX7608	AX7609	AX6625	AX6625	AX6608	AX6609
700 Ranger (After 8/26/06)	2007	AX7625	AX7625	AX7629	AX7634	AX6625	AX6625	AX6629	AX6634
700 Ranger	2008	AX7624	AX7624	AX7629	AX7634	AX6624	AX6624	AX6629	AX6634
700 Ranger	2009	AX7626	AX7626	AX7629	AX7634	AX6626	AX6626	AX6629	AX6634
700 Ranger Crew	08-09	AX7624	AX7624	AX7629	AX7634	AX6624	AX6624	AX6629	AX6634
700 Ranger 6x6	06-07	AX7625	AX7625			AX6625	AX6625		
700 Ranger 6x6 (Middle/Rear)	2008	AX7624	AX7624	AX7634	AX7634	AX6624	AX6624	AX6634	AX6634
700 Ranger 6x6 (Middle/Rear)	2009	AX7624	AX7624	AX7655	AX7655	AX6624	AX6624	AX6655	AX6655

Wide Open axles continue on the next page.



POLARIS									
APPLICATION	YEAR	WIDE OPEN OE AXLE				HD CANO AXLE			
		FRONT LEFT	FRONT RIGHT	REAR LEFT	REAR RIGHT	FRONT LEFT	FRONT RIGHT	REAR LEFT	REAR RIGHT
700 Sportsman (Before 5/1/02)	2002	AX7612	AX7612	AX7603	AX7603	AX6612	AX6612	AX6603	AX6603
700 Sportsman (After 5/1/02)	2002	AX7605	AX7605	AX7603	AX7603			AX6603	AX6603
700 Sportsman	03-04	AX7605	AX7605	AX7635	AX7635				
700 Sportsman	2005	AX7607	AX7607	AX7635	AX7635	AX6607	AX6607		
700 Sportsman	2006	AX7669	AX7669	AX7654	AX7654	AX6669	AX6669		
700 Sportsman	2007	AX7627	AX7627	AX7654	AX7654	AX6627	AX6627		
700 Sportsman X2	2008	AX7627	AX7627	AX7636	AX7636	AX6627	AX6627	AX6636	AX6636
800 Ranger	10-14	AX7626	AX7626	AX7614	AX7614	AX6626	AX6626	AX6614	AX6614
800 Ranger Crew	10-11	AX7626	AX7626	AX7614	AX7614	AX6626	AX6626	AX6614	AX6614
800 Ranger Crew	12-14	AX7626	AX7626	AX7614	AX7614	AX6626	AX6626	AX6614	AX6614
800 Ranger 6x6	10-17	AX7626	AX7626	AX7629	AX7634	AX6626	AX6626	AX6629	AX6634
800 Ranger 6x6 (Middle)	10-17			AX7655	AX7655		OL-6026HD	AX6655	AX6655
800 Ranger Midsize	13-14	AX7637	AX7637	AX7613	AX7613	AX6637	AX6637		
800 RZR	08-14	AX7610	AX7610	AX7611	AX7611	AX6610	AX6610	AX6611	AX6611
800 RZR 4	13-14	AX7623	AX7623	AX7631	AX7631	AX6623	AX6623	AX6631	AX6631
800 RZR S	09-14	AX7623	AX7623	AX7631	AX7631	AX6623	AX6623	AX6631	AX6631
800 Sportsman	2005	AX7607	AX7607	AX7635	AX7635	AX6607	AX6607		
800 Sportsman (Built before 9/05/05)	2006	AX7669	AX7669	AX7654	AX7654	AX6669	AX6669		
800 Sportsman (Built between 9/5/05 and 11/11/05)	2006	AX7607	AX7607	AX7654	AX7654	AX6607	AX6607		
800 Sportsman (Built after 11/11/05)	2006	AX7669	AX7669	AX7654	AX7654	AX6669	AX6669		
800 Sportsman	07-12	AX7627	AX7627	AX7654	AX7654	AX6627	AX6627		
800 Sportsman	13-14	AX7653	AX7653	AX7654	AX7654				
800 Sportsman 6x6	09-10	AX7627	AX7627	AX7654	AX7654	AX6627	AX6627		
800 Sportsman 6x6	11-12	AX7627	AX7627			AX6627	AX6627		
800 Sportsman 6x6	13-14	AX7653	AX7653						
800 Sportsman Touring	08-09	AX7627	AX7627	AX7636	AX7636	AX6627	AX6627	AX6636	AX6636
800 Sportsman X2	07-09	AX7627	AX7627	AX7636	AX7636	AX6627	AX6627	AX6636	AX6636
850 Scrambler	13-14	AX7615	AX7615	AX7617	AX7617	AX6615	AX6615	AX6617	AX6617
850 Scrambler	2015	AX7615	AX7615	AX7617	AX7617	AX6615	AX6615	AX6617	AX6617
850 Scrambler	16-17	AX7677	AX7677	AX7617	AX7617	AX6677	AX6677	AX6617	AX6617
850 Scrambler	18-19			AX7617	AX7617			AX6617	AX6617
850 Sportsman	10-15	AX7615	AX7615	AX7617	AX7617	AX6615	AX6615	AX6617	AX6617
850 Sportsman	16-17	AX7677	AX7677	AX7617	AX7617	AX6677	AX6677	AX6617	AX6617
850 Sportsman	18-20			AX7617	AX7617			AX6617	AX6617
850 Sportsman High Lifter	16-17	AX7677	AX7677			AX6677	AX6677		
850 Sportsman Touring	10-11	AX7615	AX7615	AX7617	AX7617	AX6615	AX6615	AX6617	AX6617
850 Sportsman Touring	12-17	AX7615	AX7615	AX7617	AX7617	AX6615	AX6615	AX6617	AX6617
850 Sportsman Touring	18-20			AX7617	AX7617			AX6617	AX6617
850 Sportsman X2	2011	AX7615	AX7615	AX7617	AX7617	AX6615	AX6615	AX6617	AX6617
900 Ace	2016	AX7669	AX7669	AX7641	AX7641	AX6669	AX6669		
900 Ace	2017			AX7640	AX7640			AX6640	AX6640
900 Ranger XP	13-17	AX7623	AX7623	AX7640	AX7640	AX6623	AX6623	AX6640	AX6640
900 Ranger XP	18-19	AX7623	AX7623			AX6623	AX6623		
900 Ranger XP Crew	14-17	AX7623	AX7623	AX7640	AX7640	AX6623	AX6623	AX6640	AX6640
900 Ranger XP Crew	18-19	AX7623	AX7623			AX6623	AX6623		
900 Ranger Diesel	11-14	AX7649	AX7649	AX7651	AX7652	AX6649	AX6649	AX6651	AX6652
900 Ranger Diesel HST	14-17	AX7623	AX7623	AX7671	AX7671	AX6623	AX6623	AX6671	AX6671
900 Ranger Diesel Crew	12-14	AX7649	AX7649	AX7651	AX7652	AX6649	AX6649	AX6651	AX6652
900 RZR	11-14	AX7638	AX7638	AX7639	AX7639	AX6638	AX6638	AX6639	AX6639
900 RZR	15-17	AX7661	AX7661	AX7665	AX7665	AX6661	AX6661	AX6665	AX6665
900 RZR	18-20	AX7661	AX7661			AX6661	AX6661		
900 RZR 4	12-14	AX7638	AX7638	AX7639	AX7639	AX6638	AX6638	AX6639	AX6639
900 RZR 4	15-17	AX7662	AX7662	AX7660	AX7660	AX6662	AX6662	AX6660	AX6660

- INDEX
- WIDE OPEN PARTS
- TIRES & WHEELS
- BRAKES
- AIR, OIL & FUEL
- BATTERY & ELECTRICAL
- ENGINE
- BEARINGS
- BUSHINGS
- DRIVELINE
- AXLES
- BELTS
- CONTROLS
- TOOLS & CHEMICALS
- EXHAUST
- ACCESSORIES



Wide Open axles continue on the next page.



POLARIS									
APPLICATION	YEAR	WIDE OPEN OE AXLE				HD CANO AXLE			
		FRONT LEFT	FRONT RIGHT	REAR LEFT	REAR RIGHT	FRONT LEFT	FRONT RIGHT	REAR LEFT	REAR RIGHT
900 RZR S	15-20	AX7662	AX7662	AX7660	AX7660	AX6662	AX6662	AX6660	AX6660
900 RZR S4	2018	AX7662	AX7662	AX7660	AX7660	AX6662	AX6662	AX6660	AX6660
Military MRZR 2	2013			AX7657	AX7657			AX6657	AX6657
Military MRZR 4	2013			AX7657	AX7657			AX6657	AX6657
Military RZR 4 XP MV 900	14-16			AX7657	AX7657			AX6657	AX6657
Military RZR XP MV 900	14-15			AX7657	AX7657			AX6657	AX6657
925 RZR Pro XP	20-21	AX7688	AX7688	AX7687	AX7687	AX6688	AX6688	AX6687	AX6687
925 RZR Pro XP 4	20-21	AX7688	AX7688	AX7687	AX7687	AX6688	AX6688	AX6687	AX6687
925 RZR XP Turbo	2016	AX7664	AX7664	AX7681	AX7681	AX6664	AX6664	AX6681	AX6681
925 RZR XP Turbo	2017	AX7664	AX7664	AX7666	AX7666	AX6664	AX6664	AX6666	AX6666
925 RZR XP Turbo (Built before 12/2/2018)	18-19			AX7681	AX7681			AX6681	AX6681
925 RZR XP Turbo (Built after 12/1/2018)	19-20			AX7682	AX7682			AX6682	AX6682
925 RZR XP Turbo S	18-19	AX7678	AX7678	AX7680	AX7680	AX6678	AX6678	AX6680	AX6680
925 RZR XP Turbo S Velocity	2019			AX7683	AX7683			AX6683	AX6683
925 RZR XP 4 Turbo	2016	AX7664	AX7664	AX7681	AX7681	AX6664	AX6664	AX6681	AX6681
925 RZR XP 4 Turbo	2017	AX7664	AX7664	AX7666	AX7666	AX6664	AX6664	AX6666	AX6666
925 RZR XP 4 Turbo	2018			AX7681	AX7681			AX6681	AX6681
925 RZR XP 4 Turbo	2019			AX7681	AX7681			AX6681	AX6681
925 RZR XP 4 Turbo	2020			AX7682	AX7682			AX6682	AX6682
925 RZR XP 4 Turbo S	2019	AX7678	AX7678	AX7680	AX7680	AX6678	AX6678	AX6680	AX6680
925 RZR XP 4 Turbo S Velocity	2019			AX7683	AX7683			AX6683	AX6683
1000 General	16-18	AX7662	AX7662	AX7660	AX7660	AX6662	AX6662	AX6660	AX6660
1000 General	19-20	AX7662	AX7662			AX6662	AX6662		
1000 General 4	17-18	AX7662	AX7662	AX7660	AX7660	AX6662	AX6662	AX6660	AX6660
1000 General 4	19-20	AX7662	AX7662			AX6662	AX6662		
1000 Ranger Base	2020	AX7623	AX7623			AX6623	AX6623		
1000 Ranger XP	2017	AX7623	AX7623	AX7640	AX7640	AX6623	AX6623	AX6640	AX6640
1000 Ranger XP	18-19	AX7623	AX7623			AX6623	AX6623		
1000 Ranger XP Premium	2019	AX7623	AX7623			AX6623	AX6623		
1000 Ranger XP Premium	2020	AX7623	AX7623			AX6623	AX6623		
1000 Ranger XP NorthStar Edition	19-20	AX7623	AX7623			AX6623	AX6623		
1000 Ranger XP High Lifter	17-18	AX7686	AX7686			AX6686	AX6686		
1000 Ranger Crew	2020	AX7623	AX7623			AX6623	AX6623		
1000 Ranger XP Crew	2017	AX7623	AX7623	AX7640	AX7640	AX6623	AX6623	AX6640	AX6640
1000 Ranger XP Crew	18-19	AX7623	AX7623			AX6623	AX6623		
1000 Ranger XP Crew Premium	19-20	AX7623	AX7623			AX6623	AX6623		
1000 Ranger XP Crew NorthStar	19-20	AX7623	AX7623			AX6623	AX6623		
1000 Ranger XP Crew High Lifter	17-18	AX7686	AX7686			AX6686	AX6686		
1000 Ranger Diesel	15-17	AX7623	AX7623	AX7640	AX7640	AX6623	AX6623	AX6640	AX6640
1000 Ranger Diesel	2018	AX7623	AX7623			AX6623	AX6623		
1000 Ranger Diesel HST	14-17	AX7623	AX7623	AX7671	AX7671	AX6623	AX6623	AX6671	AX6671
1000 Ranger Diesel Crew	15-17	AX7623	AX7623	AX7640	AX7640	AX6623	AX6623	AX6640	AX6640
1000 Ranger Diesel Crew	2018	AX7623	AX7623			AX6623	AX6623		
1000 RZR RS1	18-20			AX7681	AX7681			AX6681	AX6681
1000 RZR XP	14-16	AX7642	AX7642	AX7643	AX7643	AX6642	AX6642	AX6643	AX6643
1000 RZR XP	2017	AX7663	AX7663	AX7643	AX7643	AX6663	AX6663	AX6643	AX6643
1000 RZR XP LE (Gold Matte Metallic Only)	2017	AX7664	AX7664	AX7643	AX7643	AX6664	AX6664	AX6643	AX6643
1000 RZR XP	18-19			AX7679	AX7679			AX6679	AX6679
1000 RZR XP High Lifter	2015	AX7642	AX7642	AX7643	AX7643	AX6642	AX6642	AX6643	AX6643

Wide Open axles continue on the next page.



POLARIS									
APPLICATION	YEAR	WIDE OPEN OE AXLE				HD CANO AXLE			
		FRONT LEFT	FRONT RIGHT	REAR LEFT	REAR RIGHT	FRONT LEFT	FRONT RIGHT	REAR LEFT	REAR RIGHT
1000 RZR XP High Lifter	2016	AX7663	AX7663	AX7643	AX7643	AX6663	AX6663	AX6643	AX6643
1000 RZR XP High Lifter	2017	AX7664	AX7664	AX7643	AX7643	AX6664	AX6664	AX6643	AX6643
1000 RZR XP High Lifter	18-19			AX7679	AX7679			AX6679	AX6679
1000 RZR XP 4 (Built 10/19/15 and before)	14-16	AX7642	AX7642	AX7643	AX7643	AX6642	AX6642	AX6643	AX6643
1000 RZR XP 4 (Built 10/20/15 and after)	16-17	AX7663	AX7663	AX7643	AX7643	AX6663	AX6663	AX6643	AX6643
1000 RZR XP 4	18-19			AX7679	AX7679			AX6679	AX6679
1000 RZR XP 4 High Lifter (Built 10/19/15 and before)	2016	AX7642	AX7642	AX7643	AX7643	AX6642	AX6642	AX6643	AX6643
1000 RZR XP 4 High Lifter (Built 10/20/15 and after)	2016	AX7663	AX7663	AX7643	AX7643	AX6663	AX6663	AX6643	AX6643
1000 RZR XP 4 High Lifter	2017	AX7664	AX7664	AX7643	AX7643	AX6664	AX6664	AX6643	AX6643
1000 RZR XP 4 High Lifter	18-19			AX7679	AX7679			AX6679	AX6679
1000 RZR S	16-20	AX7662	AX7662	AX7660	AX7660	AX6662	AX6662	AX6660	AX6660
1000 RZR S4	19-20	AX7662	AX7662	AX7660	AX7660	AX6662	AX6662	AX6660	AX6660
1000 Scrambler XP	14-15	AX7615	AX7615	AX7617	AX7617	AX6615	AX6615	AX6617	AX6617
1000 Scrambler XP	16-17	AX7677	AX7677	AX7617	AX7617	AX6677	AX6677	AX6617	AX6617
1000 Scrambler XP	2018			AX7617	AX7617			AX6617	AX6617
1000 Sportsman XP	2015	AX7615	AX7615	AX7617	AX7617	AX6615	AX6615	AX6617	AX6617
1000 Sportsman XP	16-17	AX7677	AX7677	AX7617	AX7617	AX6677	AX6677	AX6617	AX6617
1000 Sportsman XP	18-20			AX7617	AX7617			AX6617	AX6617
1000 Sportsman XP High Lifter	16-17	AX7677	AX7677			AX6677	AX6677		
1000 Sportsman Touring	2015	AX7615	AX7615	AX7617	AX7617	AX6615	AX6615	AX6617	AX6617
1000 Sportsman Touring	16-17	AX7677	AX7677	AX7617	AX7617	AX6677	AX6677	AX6617	AX6617
1000 Sportsman Touring	18-20			AX7617	AX7617			AX6617	AX6617

- INDEX
- WIDE OPEN PARTS
- TIRES & WHEELS
- BRAKES
- AIR, OIL & FUEL
- BATTERY & ELECTRICAL
- ENGINE
- BEARINGS
- BUSHINGS
- DRIVELINE
- AXLES
- BELTS
- CONTROLS
- TOOLS & CHEMICALS
- EXHAUST
- ACCESSORIES

SUZUKI									
APPLICATION	YEAR	WIDE OPEN OE AXLE				HD CANO AXLE			
		FRONT LEFT	FRONT RIGHT	REAR LEFT	REAR RIGHT	FRONT LEFT	FRONT RIGHT	REAR LEFT	REAR RIGHT
LT-F4WDX 300 KingQuad	96-98	AX7712	AX7712						
LT-F300F KingQuad	99-02	AX7712	AX7712						
LT-F400F Eiger	02-07	AX7711	AX7709				AX6709		
LT-A400F Eiger Auto	02-07	AX7711	AX7709				AX6709		
LT-F400F KingQuad	08-20	AX7707	AX7706						
LT-A400F KingQuad Auto	08-20	AX7707	AX7706						
LT-A450X KingQuad	07-10	AX7701	AX7701	AX7704	AX7704	AX6701	AX6701	AX6704	AX6704
LT-F500F Vinson	03-07	AX7703	AX7702						
LT-A500F Vinson Auto	02-07	AX7703	AX7702						
LT-F500F QuadRunner	98-02	AX7712	AX7712						
LT-A500 KingQuad X/XZ	11-18	AX7701	AX7701	AX7704	AX7704	AX6701	AX6701	AX6704	AX6704
LT-A500 KingQuad XP/XPZ/XL9/XM/XPB/XPC/XPL9	09-20	AX7710	AX7710	AX7708	AX7708	AX6710	AX6710	AX6708	AX6708
LT-A700X KingQuad (To VIN# 5SAAP41A67110000)	05-07			AX7705	AX7705			AX6705	AX6705
LT-A700X KingQuad (From VIN# 5SAAP41A67110001)	06-07	AX7701	AX7701	AX7704	AX7704	AX6701	AX6701	AX6704	AX6704
LT-A750 KingQuad X/XC/XZ	08-18	AX7701	AX7701	AX7704	AX7704	AX6701	AX6701	AX6704	AX6704
LT-A750 KingQuad XM/XP/XPB/XPC/XPZ/XL9/XPL9	09-20	AX7710	AX7710	AX7708	AX7708	AX6710	AX6710	AX6708	AX6708

Wide Open axles continue on the next page.





YAMAHA										
APPLICATION	YEAR	WIDE OPEN OE AXLE				HD CANO AXLE				
		FRONT LEFT	FRONT RIGHT	REAR LEFT	REAR RIGHT	FRONT LEFT	FRONT RIGHT	REAR LEFT	REAR RIGHT	
INDEX	YFB250 Timberwolf 4x4	94-00	AX7812	AX7812						
	YFM350 Big Bear 4x4	89-96	AX7812	AX7812						
WIDE OPEN PARTS	YFM350 Big Bear 4x4 (w/ 68AC IB Birfield)	1997	AX7812	AX7812						
	YFM350 Big Bear 4x4 (w/ 68LAC IB Birfield)	1997	AX7802	AX7802						
TIRES & WHEELS	YFM350 Big Bear 4x4	98-99	AX7802	AX7802						
	YFM350 Grizzly IRS Auto 4x4	07-12	AX7818	AX7820						
BRAKES	YFM350 Wolverine 4x4	95-00	AX7802	AX7802						
	YFM350 Wolverine 4x4	01-05	AX7801	AX7801						
AIR, OIL & FUEL	YFM400 Big Bear 4x4	00-01	AX7802	AX7802						
	YFM400 Big Bear 4x4	02-06	AX7821	AX7821						
	YFM400 Big Bear IRS 4x4	07-11	AX7818	AX7820	AX7827	AX7828				
BATTERY & ELECTRICAL	YFM400 Grizzly 4x4 Auto	2007	AX7813	AX7813	AX7811	AX7811				
	YFM400 Grizzly 4x4 Auto	2008	AX7813	AX7813						
	YFM400 Kodiak 4x4	93-98	AX7812	AX7812						
ENGINE	YFM400 Kodiak 4x4	1999	AX7802	AX7802						
	YFM400 Kodiak 4x4	03-04	AX7813	AX7813						
BEARINGS	YFM400 Kodiak 4x4	05-06	AX7813	AX7813	AX7811	AX7811				
	YFM450 Grizzly 4x4 Auto	2007	AX7807	AX7808	AX7811	AX7811				
	YFM45 Grizzly 450 Auto	08-10	AX7818	AX7820						
BUSHINGS	YFM45 Grizzly 450 Auto	2011	AX7818	AX7820	AX7833	AX7833				
	YFM45 Grizzly 450 Auto	12-13			AX7833	AX7833				
	YFM450 Grizzly 450 Auto	2014		AX7820	AX7833	AX7833				
DRIVELINE	YFM450F Kodiak Auto	03-04	AX7807	AX7808						
	YFM450F Kodiak Auto	05-06	AX7807	AX7808	AX7811	AX7811				
AXLES	YXR450 Rhino	06-09	AX7817	AX7819	AX7823	AX7824	AX6817	AX6819	AX6823	AX6824
	YFM450FX Wolverine	06-10	AX7813	AX7813						
	YFM550 Grizzly	09-14	AX7816	AX7816	AX7815	AX7815	AX6816	AX6816	AX6815	AX6815
BELTS	YFM600 Grizzly	99-01	AX7814	AX7814						
	YFM660 Grizzly	2002	AX7805	AX7806	AX7831	AX7832	AX6805	AX6806	AX6831	AX6832
	YFM660 Grizzly	03-08	AX7803	AX7804	AX7809	AX7810	AX6803	AX6804	AX6809	AX6810
CONTROLS	YXR660 Rhino	06-07	AX7817	AX7819	AX7823	AX7824	AX6817	AX6819	AX6823	AX6824
	YFM700 Grizzly	07-08	AX7816	AX7816	AX7825	AX7825	AX6816	AX6816	AX6825	AX6825
TOOLS & CHEMICALS	YFM700 Grizzly	09-13	AX7816	AX7816	AX7815	AX7815	AX6816	AX6816	AX6815	AX6815
	YFM700 Grizzly	16-20	AX7836	AX7836	AX7837	AX7837				
	YFM700 Kodiak	2016	AX7816	AX7816			AX6816	AX6816		
EXHAUST	YXR700 Rhino	08-13	AX7822	AX7822	AX7823	AX7826	AX6822	AX6822	AX6823	AX6826
	YXM700 Viking	14-20	AX7829	AX7829	AX7830	AX7830	AX6829	AX6829	AX6830	AX6830
	YXM700 Viking VI	15-20	AX7829	AX7829	AX7830	AX7830	AX6829	AX6829	AX6830	AX6830
ACCESSORIES	YXE700 Wolverine	16-18	AX7829	AX7829	AX7830	AX7830	AX6829	AX6829	AX6830	AX6830
	YXE850 Wolverine	2019	AX7839	AX7839	AX7840	AX7840				
	YXE850 Wolverine	2020	AX7839	AX7839	AX7838	AX7838				
	YXF850 Wolverine X4	18-19	AX7839	AX7839	AX7840	AX7840				
	YXF850 Wolverine X4	20-21	AX7839	AX7839	AX7838	AX7838				
	YXE1000 Wolverine Rmax	2021								
	YXF1000 Wolverine Rmax X4	2021								
	YXZ1000R	16-18	AX7834	AX7834	AX7835	AX7835	AX6834	AX6834	AX6835	AX6835
	YXZ1000R	19-20	AX7834	AX7834			AX6834	AX6834		

J&M ATV/UTV SUPPLY, INC. ... OVER 30 YEARS IN THE POWERSPORTS INDUSTRY

BY PHONE: 1-800-367-9603 » BY FAX: 901-377-3392 » ONLINE: WWW.JMATV.COM

CV Axles

Interparts axle applications are now under the All Balls Racing line of products. Now combined, two new lines of axles were created; The 6 Ball Heavy Duty and 8 Ball Extreme Duty axles. Torsion and fatigue tests were completed to compare All Balls Racing axles against OEM and other aftermarket axles. The 6 Ball Heavy Duty Axle exceeds OEM axle strength and is up to 30% stronger than competitive axles. The axles are precision machined for precise OEM fitment and have a laminate coating that resists rust and corrosion. The 8 Ball Extreme Heavy Duty Axle has 8 precision ball bearings with cage and race sizes that are up to 35% larger for greatly increased CV joint strength. The results of both tests show that the All Balls Racing 6 ball and 8 Ball axles are far stronger and more durable than the OEM and other aftermarket axles!



ARCTIC CAT					
MODEL	YEARS	6 BALL AXLE			
		FRONT LEFT	FRONT RIGHT	REAR LEFT	REAR RIGHT
250 2x4	99-04			AC8304	AC8304
250 2x4	2005			AC8306	AC8306
250 4x4	2001	AC8118	AC8218	AC8304	AC8304
250 4x4	02-04	AC8305	AC8305	AC8304	AC8304
250 4x4	2005			AC8306	AC8306
300 2x4	98-04			AC8304	AC8304
300 4x4	98-01	AC8118	AC8218	AC8304	AC8304
300 4x4	02-04	AC8305	AC8305	AC8304	AC8304
300 4x4	2005			AC8306	AC8306
375 4x4 w/AT	2002	AC8305	AC8305		
400 4x4	98-00	AC8218	AC8218		
400 4x4 w/AT	03-04	AC8305	AC8305		
400 4x4 w/MT	2001	AC8118	AC8218		
400 4x4 w/MT	02-04	AC8305	AC8305		
400 FIS 2x4 w/AT	02-04			AC8244	AC8244
400 FIS 2x4 w/MT	02-04			AC8244	AC8244
400 FIS 4x4 TRV	06-12	AC8145	AC8245	AC8311	AC8311
400 FIS 4x4 TRV	13-14	AC8245	AC8245	AC8311	AC8311
400 FIS 4x4 w/AT	03-04	AC8244	AC8244	AC8244	AC8244
400 FIS 4x4 w/AT	2005	AC8110	AC8210		
400 FIS 4x4 w/AT	06-08	AC8145	AC8245	AC8311	AC8311
400 FIS 4x4 w/AT LTD	2007	AC8145	AC8245	AC8311	AC8311
400 FIS 4x4 w/MT	02-04	AC8244	AC8244	AC8244	AC8244
400 FIS 4x4 w/MT	2005	AC8110	AC8210		
400 FIS 4x4 w/MT	06-08	AC8145	AC8245	AC8311	AC8311
400 TBX 4x4	2004	AC8244	AC8244	AC8244	AC8244
400 TBX 4x4	2005	AC8210	AC8210		
400 TBX 4x4	2006	AC8145	AC8245	AC8311	AC8311
450 H1	10-11	AC8145	AC8245	AC8311	AC8311
450i EFI	2012	AC8145	AC8245	AC8311	AC8311
450i TRV EFI	11-12	AC8145	AC8245	AC8311	AC8311
454 4x4	1998	AC8218	AC8218		
500 4x4	98-99	AC8218	AC8218		
500 4x4 w/AT	00-01	AC8118	AC8218		
500 4x4 w/MT	2000	AC8218	AC8218		
500 EFI 4x4 w/AT	2013	AC8245	AC8245	AC8311	AC8311
500 EFI 4x4 w/AT	2014	AC8145	AC8245	AC8311	AC8311
500 FIS 4x4 w/AT	02-04	AC8244	AC8244	AC8244	AC8244
500 FIS 4x4 w/AT	2005	AC8110	AC8210		
500 FIS 4x4 w/AT	06-09	AC8145	AC8245	AC8311	AC8311
500 FIS 4x4 w/MT	02-04	AC8244	AC8244	AC8244	AC8244
500 FIS 4x4 w/MT	2005	AC8110	AC8210		
500 FIS 4x4 w/MT	06-09	AC8145	AC8245	AC8311	AC8311

CV axles continue on the next page.

- INDEX
- WIDE OPEN PARTS
- TIRES & WHEELS
- BRAKES
- AIR, OIL & FUEL
- BATTERY & ELECTRICAL
- ENGINE
- BEARINGS
- BUSHINGS
- DRIVELINE
- AXLES**
- BELTS
- CONTROLS
- TOOLS & CHEMICALS
- EXHAUST
- ACCESSORIES



ARCTIC CAT

MODEL	YEARS	6 BALL AXLE			
		FRONT LEFT	FRONT RIGHT	REAR LEFT	REAR RIGHT
500 FIS TBX	2002	AC8305	AC8305		
500 FIS TBX	03-04	AC8244	AC8244	AC8244	AC8244
500 FIS TBX	2005	AC8110	AC8210		
500 FIS TBX	2006	AC8145	AC8245	AC8311	AC8311
500 FIS TRV	03-04	AC8244	AC8244	AC8244	AC8244
500 FIS TRV	2005	AC8210	AC8210		
500 FIS TRV	06-08	AC8245	AC8245	AC8311	AC8311
500 TRV	2013	AC8245	AC8245	AC8311	AC8311
500 TRV	2014	AC8145	AC8245	AC8311	AC8311
500 XT EFI	13-14	AC8145	AC8245	AC8311	AC8311
500 Prowler HDX	14-15	AC8147	AC8147	AC8316	AC8316
550 ATV	09-14	AC8145	AC8245	AC8311	AC8311
550 TRV	09-14	AC8145	AC8245	AC8311	AC8311
550 Prowler	09-14	AC8147	AC8247	AC8316	AC8316
650 w/AT V2	2004	AC8144	AC8244		
650 w/AT V2	2005	AC8110	AC8210		
650 w/AT V2	2006	AC8145	AC8245	AC8311	AC8311
650 H1	07-11	AC8145	AC8245	AC8311	AC8311
650 H1 LTD	2005	AC8110	AC8210		
650 H1 LTD	06-07	AC8145	AC8245	AC8311	AC8311
650 H1 MudPro	2010	AC8145	AC8245		
650 TBX	07-09	AC8145	AC8245	AC8311	AC8311
650 TRV	07-09	AC8145	AC8245	AC8311	AC8311
650i	2012	AC8145	AC8245	AC8311	AC8311
650 Prowler	07-08	AC8147	AC8147	AC8316	AC8316
650 Prowler XT	06-09	AC8147	AC8247	AC8316	AC8316
700 LTD	06-14	AC8145	AC8245	AC8311	AC8311
700 TRV	08-14	AC8145	AC8245	AC8311	AC8311
700 EFI MudPro	09-10	AC8145	AC8245	AC8311	AC8311
700 TBX	10-14	AC8145	AC8245	AC8311	AC8311
700 Prowler HDX	12-15	AC8247	AC8147	AC8316	AC8316
700 Prowler XT	2009	AC8147	AC8247	AC8316	AC8316
700 Prowler XTX	08-10	AC8147	AC8247	AC8147	AC8147
700 Prowler XTX	11-14	AC8147	AC8247	AC8316	AC8316
700 Wildcat Sport	15-16	AC8309	AC8309	AC8355	AC8355
700 Wildcat Sport LTD	15-19	AC8309	AC8309	AC8355	AC8355
700 Wildcat Sport SE	2017	AC8309	AC8309	AC8355	AC8355
700 Wildcat Sport XT	15-19	AC8309	AC8309	AC8355	AC8355
700 Wildcat Trail	14-19	AC8308	AC8308	AC8349	AC8349
700 Wildcat Trail SE	16-17	AC8308	AC8308	AC8349	AC8349
700 Wildcat Trail XT	14-20	AC8308	AC8308	AC8349	AC8349
1000 H2 MudPro	2010	AC8145	AC8245		
1000 H2 Thundercat	08-10	AC8145	AC8245	AC8311	AC8311
1000 TRV	09-10	AC8145	AC8245	AC8311	AC8311
1000 Prowler XTZ	11-14	AC8247	AC8147	AC8316	AC8316
1000 Prowler XTZ H2	09-11	AC8247	AC8147	AC8316	AC8316
1000 Wildcat	13-15	AC8302	AC8302	AC8324	AC8324
1000 Wildcat 4	13-14	AC8302	AC8302	AC8324	AC8324
1000 Wildcat GT	12-13	AC8302	AC8302	AC8324	AC8324
1000 Wildcat X	13-16	AC8302	AC8302	AC8324	AC8324
1000 Wildcat X	2018	AC8309	AC8309		
1000 Wildcat 4X	14-16	AC8302	AC8302	AC8324	AC8324
1000 Wildcat 4X	2018	AC8309	AC8309	AC8355	AC8355

CV axles continue on the next page.

PLACE YOUR ORDER WITH US ...

BY PHONE: 1-800-367-9603 » BY FAX: 901-377-3392 » ONLINE: WWW.JMATV.COM



CAN AM					
MODEL	YEARS	6 BALL AXLE			
		FRONT LEFT	FRONT RIGHT	REAR LEFT	REAR RIGHT
400 Outlander STD/XT	06-12	CA8111	CA8211		
400 Outlander STD/XT	13-15	CA8111	CA8211	CA8326	CA8327
400 Outlander STD/XT Max	06-11	CA8111	CA8211		
400 Outlander STD/XT Max	13-14	CA8111	CA8211	CA8326	CA8327
400 Outlander STD/XT Max	2015	CA8111	CA8211	CA8326	CA8327
450 Outlander STD	17-20	CA8122	CA8222	CA8323	CA8324
450 Outlander STD Max	18-20	CA8122	CA8222	CA8323	CA8324
450 Outlander DPS	17-20	CA8122	CA8222	CA8323	CA8324
450 Outlander DPS Max	17-20	CA8122	CA8222	CA8323	CA8324
450 Outlander L	15-16	CA8122	CA8222	CA8323	CA8324
450 Outlander L Max	15-16	CA8122	CA8222	CA8323	CA8324
450 Outlander Max	2017	CA8122	CA8222	CA8323	CA8324
450 Outlander 6x6 Max	19-20	CA8122	CA8222	CA8324	CA8323
450 Outlander 6x6 Max Middle Axles	19-20	CA8323	CA8324		
500 Defender DPS	17-20	CA8125	CA8225	CA8309	CA8310
500 Outlander STD/XT	07-12	CA8111	CA8211	CA8326	CA8327
500 Outlander STD/XT	13-14	CA8115	CA8215	CA8326	CA8327
500 Outlander STD	2015	CA8122	CA8222	CA8326	CA8327
500 Outlander STD/XT Max	07-12	CA8111	CA8211	CA8326	CA8327
500 Outlander STD/XT Max	13-14	CA8115	CA8215	CA8326	CA8327
500 Outlander L	2015	CA8122	CA8222	CA8323	CA8324
500 Outlander L Max	2015	CA8122	CA8222	CA8323	CA8324
500 Outlander Max	2015	CA8122	CA8222	CA8326	CA8327
500 Renegade	08-10	CA8111	CA8211	CA8326	CA8327
500 Renegade	11-12			CA8326	CA8327
500 Renegade	13-14	CA8115	CA8215	CA8326	CA8327
500 Renegade	2015	CA8122	CA8222	CA8326	CA8327
570 Outlander L	2016	CA8122	CA8222	CA8323	CA8324
570 Outlander STD	17-20	CA8122	CA8222	CA8323	CA8324
570 Outlander STD Max	18-20	CA8122	CA8222	CA8323	CA8324
570 Outlander DPS	2016	CA8122	CA8222	CA8326	CA8327
570 Outlander DPS	17-20	CA8122	CA8222	CA8323	CA8324
570 Outlander DPS Max	2016	CA8122	CA8222	CA8326	CA8327
570 Outlander DPS Max	17-20	CA8122	CA8222	CA8323	CA8324
570 Outlander Max	2016	CA8122	CA8222	CA8326	CA8327
570 Outlander Max	2017	CA8122	CA8222	CA8323	CA8324
570 Outlander XMR	2016	CA8116	CA8216		
570 Outlander XMR	17-20	CA8115	CA8215	CA8326	CA8327
570 Renegade	16-18	CA8122	CA8222	CA8326	CA8327
570 Renegade	19-20	CA8232	CA8231	CA8311	CA8312
570 Renegade XMR	2017	CA8115	CA8215	CA8326	CA8327
570 Renegade XMR	2018	CA8122	CA8222		
570 Renegade XMR	2019		CA8231	CA8311	CA8312
570 Renegade XMR	2020	CA8232	CA8231		CA8312
650 Outlander STD/XT	06-12	CA8111	CA8211	CA8326	CA8327
650 Outlander STD/XT	13-15	CA8115	CA8215	CA8326	CA8327
650 Outlander STD	17-18	CA8115	CA8215	CA8326	CA8327
650 Outlander STD	19-20	CA8232	CA8231	CA8311	CA8312
650 Outlander STD/XT Max	06-12	CA8111	CA8211	CA8326	CA8327
650 Outlander STD/XT Max	13-15	CA8115	CA8215	CA8326	CA8327
650 Outlander DPS	17-18	CA8115	CA8215	CA8326	CA8327
650 Outlander DPS	2019	CA8232	CA8231	CA8326	CA8327
650 Outlander DPS	2020	CA8232	CA8231	CA8311	CA8312
650 Outlander XMR	13-17	CA8116	CA8216	CA8326	CA8327
650 Outlander XMR	2018	CA8116	CA8216		
650 Outlander XMR	19-20		CA8231		
650 Outlander 6x6	15-18	CA8115	CA8215	CA8327	CA8326

- INDEX
- WIDE OPEN PARTS
- TIRES & WHEELS
- BRAKES
- AIR, OIL & FUEL
- BATTERY & ELECTRICAL
- ENGINE
- BEARINGS
- BUSHINGS
- DRIVELINE
- AXLES**
- BELTS
- CONTROLS
- TOOLS & CHEMICALS
- EXHAUST
- ACCESSORIES

CV axles continue on the next page.





CAN AM

MODEL	YEARS	6 BALL AXLE			
		FRONT LEFT	FRONT RIGHT	REAR LEFT	REAR RIGHT
650 Outlander 6x6 Middle Axles	15-18	CA8326	CA8327		
650 Outlander 6x6 Max	19-20	CA8232	CA8231	CA8312	CA8311
800 Commander STD/XT	11-12	CA8113	CA8213	CA8320	CA8320
800 Commander STD/DPS/XT	13-15	CA8120	CA8220	CA8320	CA8320
800 Commander STD/DPS/XT	2016	CA8120	CA8220	CA8333	CA8333
800 Commander STD/DPS/XT	17-20	CA8131	CA8132	CA8333	CA8333
800 Commander DPS Max	2016	CA8120	CA8220	CA8333	CA8333
800 Commander DPS Max	17-20	CA8131	CA8132	CA8333	CA8333
800 Defender	16-20	CA8125	CA8225	CA8330	CA8330
800 Defender DPS	16-20	CA8125	CA8225	CA8330	CA8330
800 Defender XT	16-20	CA8125	CA8225	CA8330	CA8330
800 Defender DPS Max	17-20	CA8125	CA8225	CA8330	CA8330
800 Defender XT Max	17-20	CA8125	CA8225	CA8330	CA8330
800 Maverick Trail	18-20	CA8130	CA8230	CA8332	CA8332
800 Outlander STD/XT	06-11	CA8111	CA8211	CA8326	CA8327
800 Outlander STD/XT	2012	CA8112	CA8212	CA8326	CA8327
800 Outlander STD/XT	13-15	CA8115	CA8215	CA8326	CA8327
800 Outlander STD/XT Max	06-12	CA8111	CA8211	CA8326	CA8327
800 Outlander STD/XT Max	13-15	CA8115	CA8215	CA8326	CA8327
800 Outlander XXC	2011			CA8326	CA8327
800 Outlander XMR	11-12			CA8326	CA8327
800 Outlander XMR	2015	CA8116	CA8216		
800 Renegade	07-10	CA8111	CA8211	CA8326	CA8327
800 Renegade	2011			CA8326	CA8327
800 Renegade	2012	CA8112	CA8212	CA8326	CA8327
800 Renegade	13-15	CA8115	CA8215	CA8326	CA8327
800 Renegade XXC	2010	CA8111	CA8211	CA8326	CA8327
800 Renegade XXC	2011			CA8326	CA8327
800 Renegade XXC	2012	CA8112	CA8212	CA8326	CA8327
800 Renegade XXC	13-14	CA8115	CA8215	CA8326	CA8327
850 Outlander	2016	CA8115	CA8215	CA8326	CA8327
850 Outlander DPS	16-17	CA8115	CA8215	CA8326	CA8327
850 Outlander DPS	2018	CA8115	CA8215		
850 Outlander DPS	19-20	CA8232	CA8231	CA8311	CA8312
850 Outlander DPS Max	2017	CA8115	CA8215	CA8326	CA8327
850 Outlander DPS Max	2018	CA8115	CA8215		
850 Outlander DPS Max	19-20	CA8232	CA8231	CA8311	CA8312
850 Outlander XMR	16-18	CA8116	CA8216		
850 Outlander XMR	19-20		CA8231		
850 Outlander XT	16-18	CA8115	CA8215	CA8326	CA8327
850 Outlander XT	19-20	CA8232	CA8231	CA8311	CA8312
850 Outlander XT Max	2016	CA8115	CA8215	CA8326	CA8327
850 Outlander XTP	16-18	CA8115	CA8215	CA8326	CA8327
850 Outlander XTP	19-20	CA8232	CA8231	CA8311	CA8312
850 Outlander XTP Max	2016	CA8115	CA8215	CA8326	CA8327
850 Renegade	16-18	CA8115	CA8215	CA8326	CA8327
850 Renegade	19-20	CA8232	CA8231	CA8311	CA8312
850 Renegade XXC	16-18	CA8115	CA8215	CA8326	CA8327
850 Renegade XXC	19-20	CA8232	CA8231	CA8311	CA8312
900 Maverick X3	2017	CA8124	CA8224	CA8329	CA8329
900 Maverick X3 HO	2018	CA8126	CA8226	CA8329	CA8329
900 Maverick X3 Turbo	18-20	CA8126	CA8226	CA8329	CA8329
900 Maverick X3 Turbo Max	2018	CA8126	CA8226	CA8329	CA8329
900 Maverick X3 Turbo Max	2019	CA8227	CA8227	CA8329	CA8329
900 Maverick X3 Turbo Max	2020	CA8126	CA8226	CA8329	CA8329
900 Maverick X3 Turbo R	18-20	CA8126	CA8226	CA8329	CA8329
900 Maverick X3 Turbo R Max	2018	CA8126	CA8226	CA8329	CA8329

CV axles continue on the next page.



CAN AM					
MODEL	YEARS	6 BALL AXLE			
		FRONT LEFT	FRONT RIGHT	REAR LEFT	REAR RIGHT
900 Maverick X3 Turbo R Max	2019	CA8126	CA8226	CA8328	CA8328
900 Maverick X3 Turbo R Max	2020	CA8126	CA8226	CA8329	CA8329
900 Maverick X3 XDS	2017	CA8124	CA8224	CA8329	CA8329
900 Maverick X3 XDS Turbo R	2018	CA8126	CA8226	CA8329	CA8329
900 Maverick X3 XDS Turbo R	19-20	CA8227	CA8227	CA8329	CA8329
900 Maverick X3 XDS Turbo R Max	2018	CA8126	CA8226	CA8329	CA8329
900 Maverick X3 XDS Turbo R Max	2019	CA8227	CA8227	CA8328	CA8328
900 Maverick X3 XDS Turbo R Max	2020	CA8227	CA8227	CA8329	CA8329
900 Maverick X3 XDS Turbo RR	2020	CA8227	CA8227	CA8329	CA8329
900 Maverick X3 XDS Turbo RR Max	2020	CA8227	CA8227	CA8329	CA8329
900 Maverick X3 XMR Turbo	18-20	CA8227	CA8227	CA8329	CA8329
900 Maverick X3 XMR Turbo R	2018	CA8127	CA8127	CA8328	CA8328
900 Maverick X3 XMR Turbo R	2019	CA8127	CA8127	CA8329	CA8329
900 Maverick X3 XMR Turbo RR	2020	CA8127	CA8127	CA8328	CA8328
900 Maverick X3 XMR Turbo RR Max	2020	CA8127	CA8127	CA8328	CA8328
900 Maverick X3 XRC Turbo	18-20	CA8227	CA8227	CA8329	CA8329
900 Maverick X3 XRC Turbo R	2018	CA8127	CA8127	CA8328	CA8328
900 Maverick X3 XRC Turbo R	2019	CA8127	CA8127	CA8329	CA8329
900 Maverick X3 XRC Turbo RR	2020	CA8127	CA8127	CA8328	CA8328
900 Maverick X3 XRS	2017	CA8123	CA8223	CA8328	CA8328
900 Maverick X3 XRS Turbo R	2018	CA8123	CA8223	CA8328	CA8328
900 Maverick X3 XRS Turbo R	2019	CA8127	CA8127	CA8329	CA8329
900 Maverick X3 XRS Turbo R Max	2018	CA8123	CA8223	CA8328	CA8328
900 Maverick X3 XRS Turbo R Max	19-20	CA8127	CA8127	CA8328	CA8328
900 Maverick X3 XRS Turbo RR	2020	CA8127	CA8127	CA8328	CA8328
900 Maverick X3 XRS Turbo RR Max	2020	CA8127	CA8127	CA8328	CA8328
1000 Commander STD/LTD/DPS/XT	11-12	CA8113	CA8213	CA8320	CA8320
1000 Commander STD/LTD/DPS/XT	13-15	CA8120	CA8220	CA8320	CA8320
1000 Commander STD/LTD/DPS/XT	2016	CA8120	CA8220	CA8333	CA8333
1000 Commander STD/LTD/DPS/XT	17-20	CA8131	CA8132	CA8333	CA8333
1000 Commander STD/LTD/DPS/XT Max	14-15	CA8120	CA8220	CA8320	CA8320
1000 Commander STD/LTD/DPS/XT Max	2016	CA8120	CA8220	CA8333	CA8333
1000 Commander STD/LTD/DPS/XT Max	17-20	CA8131	CA8132	CA8333	CA8333
1000 Defender	16-19	CA8125	CA8225	CA8330	CA8330
1000 Defender	2020	CA8134	CA8133	CA8313	CA8313
1000 Defender Max	17-19	CA8125	CA8225	CA8330	CA8330
1000 Defender Max	2020	CA8134	CA8133	CA8313	CA8313
1000 Defender PRO	2020	CA8134	CA8133	CA8313	CA8313
1000 Defender PRO XT	2020	CA8134	CA8133	CA8313	CA8313
1000 Defender XT	16-19	CA8125	CA8225	CA8330	CA8330
1000 Defender XT	2020	CA8134	CA8133	CA8313	CA8313
1000 Defender XT Max	17-19	CA8125	CA8225	CA8330	CA8330
1000 Defender XT Max	2020	CA8134	CA8133	CA8313	CA8313
1000 Defender XTP	2018	CA8125	CA8225	CA8330	CA8330
1000 Defender XTP	2019			CA8330	CA8330
1000 Defender XTP	2020	CA8134	CA8133	CA8313	CA8313
1000 Maverick STD	13-15	CA8117	CA8217	CA8307	CA8307
1000 Maverick STD	16-18	CA8117	CA8217		
1000 Maverick STD Max	14-15	CA8117	CA8217	CA8307	CA8307
1000 Maverick STD Max	16-18	CA8117	CA8217		
1000 Maverick Turbo	16-17	CA8117	CA8217		
1000 Maverick Turbo Max	16-17	CA8117	CA8217		
1000 Maverick XC	16-17	CA8118	CA8218		
1000 Maverick XC Max	2016	CA8118	CA8218		
1000 Maverick XDS	15-16	CA8117	CA8217	CA8322	CA8322
1000 Maverick XDS Max	2014	CA8117	CA8217	CA8307	CA8307
1000 Maverick XDS Max	15-16	CA8117	CA8217	CA8322	CA8322

- INDEX
- WIDE OPEN PARTS
- TIRES & WHEELS
- BRAKES
- AIR, OIL & FUEL
- BATTERY & ELECTRICAL
- ENGINE
- BEARINGS
- BUSHINGS
- DRIVELINE
- AXLES**
- BELTS
- CONTROLS
- TOOLS & CHEMICALS
- EXHAUST
- ACCESSORIES

CV axles continue on the next page.





CAN AM

MODEL	YEARS	6 BALL AXLE			
		FRONT LEFT	FRONT RIGHT	REAR LEFT	REAR RIGHT
1000 Maverick XDS Turbo	15-16	CA8117	CA8217	CA8322	CA8322
1000 Maverick XDS Turbo Max	15-17	CA8117	CA8217	CA8322	CA8322
1000 Maverick XMR	2014	CA8121	CA8221	CA8307	CA8307
1000 Maverick XMR	2015	CA8121	CA8221		
1000 Maverick XRS	13-15	CA8117	CA8217	CA8307	CA8307
1000 Maverick XRS Max	14-15	CA8117	CA8217	CA8307	CA8307
1000 Maverick XRS Turbo	2016	CA8117	CA8217	CA8322	CA8322
1000 Maverick XRS Turbo Max	16-17	CA8117	CA8217	CA8322	CA8322
1000 Maverick XXC	14-15	CA8118	CA8218	CA8308	CA8308
1000 Maverick XXC	16-17	CA8118	CA8218		
1000 Maverick XXC Max	2016	CA8118	CA8218		
1000 Maverick Sport	19-20	CA8233	CA8234	CA8334	CA8334
1000 Maverick Sport R	19-20	CA8233	CA8234	CA8334	CA8334
1000 Maverick Sport R Max	19-20	CA8233	CA8234	CA8334	CA8334
1000 Maverick Trail	18-20	CA8130	CA8230	CA8332	CA8332
1000 Outlander DPS	2012	CA8112	CA8212	CA8326	CA8327
1000 Outlander DPS	13-18	CA8115	CA8215	CA8326	CA8327
1000 Outlander DPS	2019	CA8232	CA8231	CA8311	CA8312
1000 Outlander Max	13-18	CA8115	CA8215	CA8326	CA8327
1000 Outlander Max	19-20	CA8232	CA8231	CA8311	CA8312
1000 Outlander XMR	13-14	CA8116	CA8216	CA8326	CA8327
1000 Outlander XMR	15-18	CA8116	CA8216		
1000 Outlander XMR	19-20		CA8231		
1000 Outlander XT	2012	CA8112	CA8212	CA8326	CA8327
1000 Outlander XT	13-18	CA8115	CA8215	CA8326	CA8327
1000 Outlander XT	19-20	CA8232	CA8231	CA8311	CA8312
1000 Outlander XT Max	19-20	CA8232	CA8231	CA8311	CA8312
1000 Outlander XTP	13-18	CA8115	CA8215	CA8326	CA8327
1000 Outlander XTP	19-20	CA8232	CA8231	CA8311	CA8312
1000 Outlander XTP Max	19-20	CA8232	CA8231	CA8326	CA8312
1000 Outlander XXC	2020	CA8232	CA8231	CA8311	CA8312
1000 Outlander 6x6	15-18	CA8115	CA8215	CA8327	CA8326
1000 Outlander 6x6 Middle Axles	15-18	CA8326	CA8327		
1000 Outlander 6x6 Max	19-20	CA8232	CA8231		
1000 Renegade	2012	CA8112	CA8212	CA8326	CA8327
1000 Renegade	13-18	CA8115	CA8215	CA8326	CA8327
1000 Renegade	2019		CA8231	CA8311	CA8312
1000 Renegade XMR	17-18	CA8115	CA8215		
1000 Renegade XMR	2019	CA8115	CA8215	CA8311	CA8312
1000 Renegade XMR	2020		CA8231		
1000 Renegade XXC	2012	CA8112	CA8212	CA8326	CA8327
1000 Renegade XXC	13-18	CA8115	CA8215	CA8326	CA8327
1000 Renegade XXC	2019	CA8232	CA8231	CA8311	CA8312
1000 Renegade XXC	2020	CA8232	CA8231		

CV axles continue on the next page.



CF MOTO					
MODEL	YEARS	6 BALL AXLE			
		FRONT LEFT	FRONT RIGHT	REAR LEFT	REAR RIGHT
C FORCE 500 X5 L Carb	2014	CF8102	CF8202	CF8303	CF8304
C FORCE 500 X5 L EFI	2014	CF8102	CF8202	CF8303	CF8304
C FORCE 500 X5 S Carb	2014	CF8102	CF8202	CF8303	CF8304
C FORCE 500 X5 S EFI	2014	CF8102	CF8202	CF8303	CF8304
C FORCE 500-2 L	11-12	CF8102	CF8202	CF8303	CF8304
C FORCE 500-2 S	07-14	CF8102	CF8202	CF8303	CF8304
C FORCE 500-2A L	07-14	CF8102	CF8202	CF8303	CF8304
C FORCE X5 500 L Carb	11-13	CF8102	CF8202	CF8303	CF8304
C FORCE X5 500 L EFI	11-13	CF8102	CF8202	CF8303	CF8304
C FORCE X5 500 S Carb	11-13	CF8102	CF8202	CF8303	CF8304
C FORCE X5 500 S EFI	11-12	CF8102	CF8202	CF8303	CF8304
C FORCE X6 600	2013	CF8102	CF8202	CF8303	CF8304
C FORCE X6 600 L	11-12	CF8102	CF8202	CF8303	CF8304
C FORCE X6 600 S	11-12	CF8102	CF8202	CF8303	CF8304
C FORCE X6 X-Lander	2012	CF8102	CF8202	CF8303	CF8304
C FORCE X600 L	2014	CF8102	CF8202	CF8303	CF8304
C FORCE X600 S	2014	CF8102	CF8202	CF8303	CF8304
C FORCE 800	15-16	CF8102	CF8202	CF8303	CF8304
C FORCE X8 X-Lander	12-14	CF8102	CF8202	CF8303	CF8304
Z8-EX Sport	2014	CF8101	CF8201	CF8301	CF8302

HONDA					
MODEL	YEARS	6 BALL AXLE			
		FRONT LEFT	FRONT RIGHT	REAR LEFT	REAR RIGHT
TRX350 Rancher	00-05	HO8306	HO8306		
TRX400 Foreman	95-01	HO8101	HO8201		
TRX400 Rancher	04-07	HO8302	HO8302		
TRX420 Rancher SRA	07-09	HO8219	HO8219		
TRX420 Rancher SRA	10-13	HO8220	HO8220		
TRX420 Rancher SRA	14-19	HO8131	HO8231		
TRX420 Rancher SRA Power Steering	09-13	HO8220	HO8220		
TRX420 Rancher SRA Auto	14-19	HO8131	HO8231		
TRX420 Rancher SRA Auto Power Steering	2014	HO8220	HO8220		
TRX420 Rancher IRS Auto	2009	HO8219	HO8219	HO8321	HO8322
TRX420 Rancher IRS Auto	10-14	HO8220	HO8220	HO8321	HO8322
TRX420 Rancher IRS Auto	15-19	HO8134	HO8236	HO8327	HO8327
TRX420 Rancher IRS Auto Power Steering	09-14	HO8220	HO8220	HO8321	HO8322
TRX450 Foreman	98-04	HO8108	HO8208		
SXS500M Pioneer	15-16	HO8137	HO8237	HO8337	HO8337
TRX500 Foreman	05-13	HO8117	HO8217		
TRX500 Foreman	14-19	HO8134	HO8234		
TRX500 Rubicon	01-04	HO8107	HO8207		
TRX500 Rubicon	05-14	HO8117	HO8217		
TRX500 Rubicon IRS Auto	15-16	HO8134	HO8234	HO8327	HO8327
TRX500 Rubicon IRS Auto	17-19			HO8327	HO8327
TRX500 Rubicon IRS Manual	15-19	HO8134	HO8234	HO8327	HO8327
TRX520 Foreman	2020				
TRX520 Rubicon IRS Auto	2020				
TRX520 Rubicon IRS Manual	2020	HO8134	HO8234	HO8327	HO8327
TRX650 Rincon	03-04	HO8116	HO8216	HO8301	HO8301
TRX650 Rincon	2005	HO8117	HO8217	HO8301	HO8301
TRX680 Rincon	06-20	HO8117	HO8217	HO8301	HO8301

- INDEX
- WIDE OPEN PARTS
- TIRES & WHEELS
- BRAKES
- AIR, OIL & FUEL
- BATTERY & ELECTRICAL
- ENGINE
- BEARINGS
- BUSHINGS
- DRIVELINE
- AXLES**
- BELTS
- CONTROLS
- TOOLS & CHEMICALS
- EXHAUST
- ACCESSORIES

CV axles continue on the next page.





HONDA

MODEL	YEARS	6 BALL AXLE			
		FRONT LEFT	FRONT RIGHT	REAR LEFT	REAR RIGHT
MUV700 Big Red	09-13	HO8123	HO8223	HO8323	HO8324
SXS700M2 Pioneer	14-20	HO8124	HO8224	HO8370	HO8370
SXS700M2D Pioneer Deluxe	17-20	HO8124	HO8224	HO8370	HO8370
SXS700M4 Pioneer 4	14-20	HO8124	HO8224	HO8370	HO8370
SXS700M4D Pioneer 4 Deluxe	17-20	HO8124	HO8224	HO8370	HO8370
SXS1000S2R Talon R	19-20	HO8238	HO8238	HO8338	HO8338
SXS1000S2X Talon X	19-20	HO8239	HO8239	HO8339	HO8339
SXS1000S4 Talon X4	2020	HO8239	HO8239	HO8339	HO8339
SXS1000S4D Talon X4 FOX LIVE	2020	HO8239	HO8239	HO8339	HO8339

JOHN DEERE

MODEL	YEARS	6 BALL AXLE			
		FRONT LEFT	FRONT RIGHT	REAR LEFT	REAR RIGHT
Gator HPX 4x4 Diesel above 040001	All	JD8101	JD8100		
Gator HPX 4x4 Diesel up to 040000	All	JD8101	JD8100		
Gator HPX 4x4 Gas	All	JD8101	JD8100		
Gator HPX Trail 4x4	All	JD8101	JD8100		
Gator HPX Trail 4x4 Diesel	All	JD8101	JD8100		
Gator HPX Yanmar # 3TNE68C-EJUV	All	JD8101	JD8100		
Gator HPX Yanmar # 3TNV70-XJUV	All	JD8101	JD8100		
Gator RSX 850 i	All	JD8102	JD8102		
Gator RSX 850 i Sport	All	JD8102	JD8102		
Gator RSX 850 i Trail	All	JD8102	JD8102		
Gator XUV 550	All	JD8102	JD8102	JD8300	JD8301
Gator XUV 550 S4	All	JD8102	JD8102	JD8300	JD8301
Gator XUV 560 S4	All			JD8300	JD8301
Gator XUV 590 E	All			JD8300	JD8301
Gator XUV 590 i	All			JD8300	JD8301
Gator XUV 590 M	All			JD8300	JD8301
Gator XUV 590 S4	All			JD8300	JD8301
Gator XUV 620 i	All	JD8101		JD8303	JD8303
Gator XUV 625 i	All	JD8103	JD8104	JD8302	JD8302
Gator XUV 825 E	All	JD8103	JD8104	JD8302	JD8302
Gator XUV 825 i	All	JD8103	JD8104	JD8302	JD8302
Gator XUV 825 M	All	JD8103	JD8104	JD8302	JD8302
Gator XUV 825 S4	All	JD8103	JD8104	JD8302	JD8302
Gator XUV 850 D	All			JD8303	JD8303
Gator XUV 855 D	All	JD8103	JD8104	JD8302	JD8302
Gator XUV 855 D S4	All	JD8103	JD8104	JD8302	JD8302
Gator XUV 855 E	All	JD8103	JD8104	JD8302	JD8302
Gator XUV 855 M	All	JD8103	JD8104	JD8302	JD8302

CV axles continue on the next page.



KAWASAKI					
MODEL	YEARS	6 BALL AXLE			
		FRONT LEFT	FRONT RIGHT	REAR LEFT	REAR RIGHT
KLF300 Bayou	89-05	KW8308	KW8308		
KVF300 Prairie	99-02	KW8304	KW8304		
KVF360 Prairie	03-12	KW8105	KW8231		
KLF400 Bayou	93-99	KW8308	KW8308		
KVF400 Prairie	97-02	KW8300	KW8300		
KVF650 Brute force	05-13	KW8105	KW8231		
KVF650i Brute force	06-13	KW8124	KW8224	KW8312	KW8312
KVF650 Prairie	02-03	KW8105	KW8231		
KVF700 Prairie	04-06	KW8105	KW8231		
KVF750 Brute Force	05-07	KW8124	KW8224	KW8312	KW8312
KVF750 Brute Force	08-11	KW8121	KW8221	KW8312	KW8312
KVF750 Brute Force	12-20	KW8124	KW8224	KW8312	KW8312
KRF750 Teryx	08-11	KW8301	KW8301	KW8318	KW8319
KRF750 Teryx	12-13	KW8301	KW8301	KW8316	KW8316
KRX1000 Teryx	2020	KW8138	KW8139		
KAF400 Mule 610	05-16	KW8303	KW8303		
KAF400 Mule SX	18-20	KW8303	KW8303		
KAF620 Mule 2510	2000	KW8305	KW8305		
KAF620 Mule 3010	01-08	KW8305	KW8305		
KAF620 Mule 4010	09-20	KW8305	KW8305		
KAF950 Mule 2510 Diesel	00-02	KW8305	KW8305		
KAF950 Mule 3010 Diesel	01-08	KW8305	KW8305		
KAF950 Mule 4010 Diesel	09-13	KW8305	KW8305		

KUBOTA					
MODEL	YEARS	6 BALL AXLE			
		FRONT LEFT	FRONT RIGHT	REAR LEFT	REAR RIGHT
RTV500	All	KU8303	KU8303		
RTV900G	All	KU8301	KU8301		
RTV900G6	All	KU8301	KU8301		
RTV900G9	All	SEE NOTE D	SEE NOTE D		
RTV900R	All	KU8301	KU8301		
RTV900R6	All	KU8301	KU8301		
RTV900R9	All	SEE NOTE D	SEE NOTE D		
RTV900T	All	KU8301	KU8301		
RTV900T5	All	KU8301	KU8301		
RTV900T6	All	KU8301	KU8301		
RTV900T9	All	SEE NOTE D	SEE NOTE D		
RTV900W	All	KU8301	KU8301		
RTV900W6	All	KU8301	KU8301		
RTV900W6SE	All	KU8301	KU8301		
RTV900W9	All	SEE NOTE D	SEE NOTE D		
RTV900W9SE	All	SEE NOTE D	SEE NOTE D		
RTV1100CW	All	KU8301	KU8301		
RTV1140CPX/CPXR S/N 15186	All	KU8301	KU8301		

CV axles continue on the next page.

KEY

D KU8301 Early Round Style Serial Numbers B0915 and 27900 Part Number K7561-15310. KU8302 Late Style Serial Number B1001 and 27901 Part Number K7581-15310.

PLACE YOUR ORDER WITH US ...

BY PHONE: 1-800-367-9603 » BY FAX: 901-377-3392 » ONLINE: WWW.JMATV.COM

- INDEX
- WIDE OPEN PARTS
- TIRES & WHEELS
- BRAKES
- AIR, OIL & FUEL
- BATTERY & ELECTRICAL
- ENGINE
- BEARINGS
- BUSHINGS
- DRIVELINE
- AXLES
- BELTS
- CONTROLS
- TOOLS & CHEMICALS
- EXHAUST
- ACCESSORIES





POLARIS					
MODEL	YEARS	6 BALL AXLE			
		FRONT LEFT	FRONT RIGHT	REAR LEFT	REAR RIGHT
Ranger EV 4x4	13-14			PO8343	PO8343
Ranger EV 4x4	15-20	PO8331	PO8331	PO8343	PO8343
250 Xplorer 4x4	00-02	PO8322	PO8322		
300 Hawkeye 2x4	06-11			PO8341	PO8341
300 Hawkeye 4x4	06-07	PO8315	PO8315	PO8341	PO8341
300 Sportsman 4x4	08-10	PO8315	PO8315	PO8341	PO8341
300 Xplorer 4x4	96-99	PO8322	PO8322		
325 Ace	2014			PO8358	PO8358
325 Ace	15-16	PO8379	PO8379	PO8358	PO8358
325 Hawkeye 2x4	2015			PO8350	PO8350
325 Magnum 4x4	00-02	PO8322	PO8322		
325 Ranger ETX	15-16	PO8331	PO8331	PO8375	PO8375
325 Sportsman ETX	2015	PO8321	PO8321	PO8350	PO8350
325 Xpedition	00-02	PO8322	PO8322		
330 ATP 4x4	2004	PO8303	PO8303		
330 Magnum 4x4	03-04	PO8303	PO8303		
335 Sportsman	1999	PO8322	PO8322		
335 Sportsman	2000	PO8322	PO8322	PO8302	PO8302
335 Worker	1999	PO8322	PO8322		
400 Big Boss 6x6	95-97	PO8322	PO8322		
400 Hawkeye HO 2x4	11-14			PO8329	PO8329
400 Magnum 6x6	96-97	PO8322	PO8322		
400 Ranger	10-14	PO8314	PO8314	PO8343	PO8343
400 Scrambler 4x4	95-02	PO8322	PO8322		
400 Sportsman	95-97	PO8322	PO8322		
400 Sportsman	01-02	PO8322	PO8322	PO8302	PO8302
400 Sportsman	2003	PO8322	PO8322	PO8301	PO8301
400 Sportsman AA AE AG	2004	PO8322	PO8322	PO8301	PO8301
400 Sportsman AQ-AV	2004	PO8303	PO8303	PO8301	PO8301
400 Sportsman	2005	PO8305	PO8305	PO8301	PO8301
400 Sportsman HO	08-10	PO8315	PO8315	PO8341	PO8341
400 Sportsman HO	11-12	PO8326	PO8326	PO8329	PO8329
400 Sportsman HO	13-14	PO8321	PO8321	PO8329	PO8329
400 Xplorer 4x4	95-02	PO8322	PO8322		
425 Magnum 4x4	95-98	PO8322	PO8322		
425 Xpedition	00-02	PO8322	PO8322		
450 Sportsman	2006	PO8316	PO8316	PO8329	PO8329
450 Sportsman	2007	PO8326	PO8326	PO8329	PO8329
450 Sportsman HO	2016	PO8321	PO8321	PO8350	PO8350
450 Sportsman HO	2017	PO8321	PO8321	PO8377	PO8377
450 Sportsman HO	18-20	PO8362	PO8362	PO8377	PO8377
500 Ace	17-19	PO8379	PO8379	PO8358	PO8358
500 ATP 4x4	2004	PO8303	PO8303		
500 Big Boss 6x6	98-02	PO8322	PO8322		
500 Magnum 4x4	99-01	PO8322	PO8322		
500 Ranger 2x4	05-06			PO8384	PO8385
500 Ranger 2x4 Built After 8/28/06	2007			PO8327	PO8328
500 Ranger 2x4 Built Before 8/28/06	2007			PO8384	PO8385
500 Ranger 2x4	17-19			PO8375	PO8375
500 Ranger 4x4	2005			PO8384	PO8385
500 Ranger 4x4	2006	PO8309	PO8309	PO8384	PO8385
500 Ranger 4x4 Built Before 1/15/07	2007	PO8309	PO8309	PO8327	PO8328
500 Ranger 4x4 Built Before 8/28/06	2007	PO8309	PO8309	PO8384	PO8385
500 Ranger 4x4 EFI	2006	PO8309	PO8309	PO8384	PO8385
500 Ranger 4x4 EFI Built After 8/28/06	2007	PO8309	PO8309	PO8327	PO8328
500 Ranger 4x4 EFI Built Before 8/28/06	2007	PO8309	PO8309	PO8384	PO8385
500 Ranger 4x4 EFI	2008	PO8308	PO8308	PO8327	PO8328

CV axles continue on the next page.



POLARIS					
MODEL	YEARS	6 BALL AXLE			
		FRONT LEFT	FRONT RIGHT	REAR LEFT	REAR RIGHT
500 Ranger 4x4 EFI	2009	P08311	P08311	P08327	P08328
500 Ranger 4x4 EFI	2010	P08311	P08311	P08334	P08334
500 Ranger 4x4 EFI	11-13	P08314	P08314	P08343	P08343
500 Ranger 4x4 EFI	19-20	P08331	P08331	P08401	P08401
500 Ranger 4x4 EFI Crew	11-13	P08314	P08314	P08343	P08343
500 Ranger ETX	2017	P08331	P08331	P08375	P08375
500 Scrambler 4x4	97-09	P08322	P08322		
500 Sportsman	96-98	P08322	P08322		
500 Sportsman	99-00	P08322	P08322	P08302	P08302
500 Sportsman HO	01-02	P08322	P08322	P08302	P08302
500 Sportsman HO	2003	P08322	P08322	P08301	P08301
500 Sportsman HO AA- AC- AE- AG	2004	P08322	P08322	P08301	P08301
500 Sportsman HO AO - AX	2004	P08303	P08303	P08301	P08301
500 Sportsman HO	2005	P08305	P08305	P08301	P08301
500 Sportsman HO	2006	P08316	P08316	P08329	P08329
500 Sportsman HO	07-12	P08326	P08326	P08329	P08329
500 Sportsman HO	2013	P08321	P08321	P08329	P08329
500 Sportsman EFI	2006	P08316	P08316	P08329	P08329
500 Sportsman EFI	07-09	P08326	P08326	P08329	P08329
500 Sportsman X2	06-09	P08326	P08326	P08355	P08355
500 Sportsman Touring	08-10	P08326	P08326	P08355	P08355
500 Sportsman Touring	11-12	P08326	P08326	P08336	P08336
500 Sportsman Touring	2013	P08321	P08321	P08336	P08336
500 Sportsman 6x6	00-08	P08322	P08322		
500 Worker	1999	P08322	P08322	P08302	P08302
500 Xplorer	1997	P08322	P08322		
550 Sportsman XP	2009	P08312	P08312	P08344	P08344
550 Sportsman XP	10-14	P08312	P08312	P08342	P08342
550 Sportsman X2	10-14	P08312	P08312	P08342	P08342
550 Sportsman Touring	10-14	P08312	P08312	P08342	P08342
570 Ace	15-17	P08379	P08379	P08358	P08358
570 Ace	18-19			P08358	P08358
570 Ace HD	15-19	P08379	P08379	P08358	P08358
570 Ranger Midsize	2014	P08314	P08314	P08375	P08375
570 Ranger Midsize	15-18	P08331	P08331	P08375	P08375
570 Ranger Midsize	19-20	P08331	P08331	P08401	P08401
570 Ranger Midsize Crew	2014	P08314	P08314	P08375	P08375
570 Ranger Midsize Crew	15-18	P08331	P08331	P08375	P08375
570 Ranger Midsize Crew	19-20	P08331	P08331	P08401	P08401
570 Ranger Full Size	15-16	P08307	P08307	P08397	P08397
570 Ranger Full Size	17-18	P08378	P08378	P08375	P08375
570 Ranger Full Size	19-20	P08378	P08378	P08401	P08401
570 Ranger Full Size Crew	15-16	P08307	P08307	P08397	P08397
570 Ranger Full Size With Strut	2016	P08378	P08378	P08375	P08375
570 Ranger HD	2019	P08331	P08331	P08401	P08401
570 Ranger XP	2016	P08307	P08307	P08397	P08397
570-6 Ranger Full Size Crew	16-18	P08378	P08378	P08375	P08375
570-6 Ranger Full Size Crew	19-20	P08378	P08378	P08401	P08401
570 RZR	12-20	P08304	P08304	P08358	P08358
570 RZR S	2017	P08307	P08307	P08397	P08397
570 Sportsman	2014	P08321	P08321	P08329	P08329
570 Sportsman	15-16	P08321	P08321	P08350	P08350
570 Sportsman	2017	P08321	P08321	P08377	P08377
570 Sportsman	18-20	P08362	P08362	P08377	P08377
570 Sportsman Touring	2014	P08321	P08321	P08329	P08329
570 Sportsman Touring	15-16	P08321	P08321	P08350	P08350
570 Sportsman Touring Built After 8/29	2017	P08321	P08321	P08350	P08350

INDEX

WIDE OPEN PARTS

TIRES & WHEELS

BRAKES

AIR, OIL & FUEL

BATTERY & ELECTRICAL

ENGINE

BEARINGS

BUSHINGS

DRIVELINE

AXLES

BELTS

CONTROLS

TOOLS & CHEMICALS

EXHAUST

ACCESSORIES



CV axles continue on the next page.

CV AXLES 6 BALL



POLARIS					
MODEL	YEARS	6 BALL AXLE			
		FRONT LEFT	FRONT RIGHT	REAR LEFT	REAR RIGHT
570 Sportsman Touring Built Before 8/29	2017	PO8321	PO8321	PO8377	PO8377
570 Sportsman Touring	18-20	PO8362	PO8362	PO8377	PO8377
570 Sportsman 6x6	2017	PO8321	PO8321		
570 Sportsman 6x6 Middle Axles	2017	PO8350	PO8350		
570 Sportsman 6x6	18-20	PO8362	PO8362		
570 Sportsman 6x6 Middle Axles	18-20	PO8377	PO8377		
600 Sportsman	03-04	PO8303	PO8303	PO8301	PO8301
600 Sportsman	2005	PO8305	PO8305	PO8301	PO8301
700 Ranger	2006	PO8309	PO8309	PO8384	PO8385
700 Ranger Built After 1/15/07	2007	PO8309	PO8309	PO8327	PO8328
700 Ranger Built Before 1/15/07	2007	PO8309	PO8309	PO8384	PO8385
700 Ranger	2008	PO8308	PO8308	PO8327	PO8328
700 Ranger	2009	PO8311	PO8311	PO8327	PO8328
700 Ranger Crew	08-09	PO8308	PO8308	PO8327	PO8328
700 Ranger 6x6	06-07	PO8309	PO8309		
700 Ranger 6x6	08-09	PO8308	PO8308		
700 Ranger 6x6 Middle Axles	08-09	PO8352	PO8352		
700 Sportsman Built After 5/01/02	2002	PO8303	PO8303		
700 Sportsman	03-04	PO8303	PO8303	PO8301	PO8301
700 Sportsman	2005	PO8305	PO8305	PO8301	PO8301
700 Sportsman	2006	PO8316	PO8316	PO8329	PO8329
700 Sportsman	2007	PO8326	PO8326	PO8329	PO8329
700 Sportsman MV7	2005	PO8305	PO8305	PO8301	PO8301
700 Sportsman X2	2008	PO8326	PO8326	PO8355	PO8355
800 Ranger	10-14	PO8311	PO8311	PO8334	PO8334
800 Ranger Crew	10-14	PO8311	PO8311	PO8334	PO8334
800 Ranger Midsize	13-14	PO8314	PO8314	PO8343	PO8343
800 Ranger 6x6	10-16	PO8311	PO8311	PO8327	PO8328
800 Ranger 6x6 Middle Axles	10-16	PO8352	PO8352		
800 RZR	08-14	PO8304	PO8304	PO8372	PO8372
800 RZR 4	10-14	PO8307	PO8307	PO8338	PO8338
800 RZR S	09-14	PO8307	PO8307	PO8338	PO8338
800 Sportsman	2005	PO8305	PO8305	PO8301	PO8301
800 Sportsman Built Before 9/05/05	2006	PO8316	PO8316	PO8329	PO8329
800 Sportsman Built After 9/05/05	2006	PO8305	PO8305	PO8329	PO8329
800 Sportsman	07-12	PO8326	PO8326	PO8329	PO8329
800 Sportsman	13-14	PO8321	PO8321	PO8329	PO8329
800 Sportsman X2	07-09	PO8326	PO8326	PO8355	PO8355
800 Sportsman Touring	08-09	PO8326	PO8326	PO8355	PO8355
800 Sportsman 6x6	09-10	PO8326	PO8326	PO8329	PO8329
800 Sportsman 6x6 Middle Axles	09-10	PO8329	PO8329		
800 Sportsman 6x6	11-12	PO8326	PO8326		
800 Sportsman 6x6	13-14	PO8321	PO8321		
850 Scrambler	13-15	PO8312	PO8312	PO8342	PO8342
850 Scrambler	16-20	PO8333	PO8333	PO8342	PO8342
850 Sportsman XP	2009	PO8312	PO8312	PO8344	PO8344
850 Sportsman XP	10-15	PO8312	PO8312	PO8342	PO8342
850 Sportsman SP	2015	PO8312	PO8312	PO8342	PO8342
850 Sportsman SP	16-18	PO8333	PO8333	PO8342	PO8342
850 Sportsman High Lifter	16-20	PO8333	PO8333	PO8342	PO8342
850 Sportsman X2	2011	PO8312	PO8312	PO8342	PO8342
850 Sportsman Touring	10-15	PO8312	PO8312	PO8342	PO8342
850 Sportsman Touring	16-20	PO8333	PO8333	PO8342	PO8342
900 Ace EPS	2016	PO8379	PO8379	PO8358	PO8358
900 Ace EPS XC	17-19	PO8360	PO8360	PO8397	PO8397
900 Ranger XP	13-18	PO8307	PO8307	PO8397	PO8397
900 Ranger XP	2019	PO8307	PO8307	PO8400	PO8400

CV axles continue on the next page.



POLARIS					
MODEL	YEARS	6 BALL AXLE			
		FRONT LEFT	FRONT RIGHT	REAR LEFT	REAR RIGHT
900 Ranger XP Crew	14-18	PO8307	PO8307	PO8397	PO8397
900 Ranger XP Crew	2019	PO8307	PO8307	PO8400	PO8400
900 Ranger XP High Lifter	2016			PO8397	PO8397
900 Ranger Diesel	11-14	PO8318	PO8318	PO8394	PO8395
900 Ranger Diesel Crew	12-14	PO8318	PO8318	PO8394	PO8395
900 Ranger HIPPO MPS	2014	PO8318	PO8318	PO8394	PO8395
900 Ranger Diesel HST/Deluxe	2014	PO8307	PO8307		
900 Brutus HD	13-15	PO8307	PO8307		
900 RZR	11-14	PO8313	PO8313	PO8340	PO8340
900 RZR	15-20	PO8325	PO8325	PO8380	PO8380
900 RZR 4	12-14	PO8313	PO8313	PO8340	PO8340
900 RZR 4	15-18	PO8330	PO8330	PO8381	PO8381
900 RZR S	15-20	PO8330	PO8330	PO8381	PO8381
925 RZR XP Turbo	16-19	PO8332	PO8332	PO8339	PO8339
925 RZR XP Turbo	2020	PO8332	PO8332	PO8374	PO8374
925 RZR XP Turbo 4	16-19	PO8332	PO8332	PO8339	PO8339
925 RZR XP Turbo 4	2020	PO8332	PO8332	PO8374	PO8374
925 RZR XP Turbo S	18-20	PO8399	PO8399	PO8398	PO8398
925 RZR XP Turbo S4	19-20	PO8399	PO8399	PO8398	PO8398
925 RZR XP Turbo S Velocity	2020	PO8399	PO8399	PO8398	PO8398
925 RZR XP Turbo S4 Velocity	2020	PO8399	PO8399	PO8398	PO8398
925 RZR Turbo Pro XP	2020	PO8104	PO8104		
925 RZR Turbo Pro XP 4	2020	PO8104	PO8104	PO8407	PO8407
1000 General EPS	16-19	PO8330	PO8330	PO8381	PO8381
1000 General EPS Deluxe	19-20	PO8330	PO8330	PO8381	PO8381
1000 General EPS Premium	19-20	PO8330	PO8330	PO8381	PO8381
1000 General EPS Sport	2020	PO8330	PO8330	PO8381	PO8381
1000 General 4 EPS	17-20	PO8330	PO8330	PO8381	PO8381
1000 General XP EPS	2020	PO8101	PO8101		
1000 General XP 4 EPS Deluxe	2020	PO8330	PO8330	PO8381	PO8381
1000 Ranger EPS	2020	PO8307	PO8307	PO8400	PO8400
1000 Ranger EPS BASE	2018	PO8307	PO8307	PO8397	PO8397
1000 Ranger EPS BASE	2019	PO8307	PO8307	PO8400	PO8400
1000 Ranger EPS Crew	2020	PO8307	PO8307	PO8400	PO8400
1000 Ranger EPS Full Size	2020	PO8307	PO8307	PO8400	PO8400
1000 Ranger EPS Full Size Crew	2020	PO8307	PO8307	PO8400	PO8400
1000 Ranger EPS HD MD	2019	PO8307	PO8307	PO8397	PO8397
1000 Ranger EPS Texas Edition	2020	PO8307	PO8307	PO8400	PO8400
1000 Ranger XP	2017	PO8307	PO8307	PO8397	PO8397
1000 Ranger XP Crew	2017	PO8307	PO8307	PO8397	PO8397
1000 Ranger XP EPS	2017	PO8307	PO8307	PO8397	PO8397
1000 Ranger XP EPS	2020	PO8307	PO8307	PO8400	PO8400
1000 Ranger XP EPS Crew	2017	PO8307	PO8307	PO8397	PO8397
1000 Ranger XP EPS Crew Built After 7/01/18	2019	PO8307	PO8307	PO8400	PO8400
1000 Ranger XP EPS Crew Built Before 7/01/18	2019	PO8307	PO8307	PO8397	PO8397
1000 Ranger XP EPS Crew	2020	PO8307	PO8307	PO8400	PO8400
1000 Ranger XP EPS NSTR	2020	PO8307	PO8307	PO8400	PO8400
1000 Ranger XP EPS NSTR Crew	2018	PO8307	PO8307	PO8397	PO8397
1000 Ranger XP EPS NSTR Crew	19-20	PO8307	PO8307	PO8400	PO8400
1000 Ranger XP EPS Texas Edition Crew	2020	PO8307	PO8307	PO8400	PO8400
1000 Ranger XP High Lifter	2017			PO8397	PO8397
1000 Ranger XP High Lifter Crew	2017			PO8397	PO8397
1000 Ranger XP Hunter	2017	PO8307	PO8307	PO8397	PO8397
1000 Ranger XP Hunter Crew	2017	PO8307	PO8307	PO8397	PO8397
1000 Ranger XP NSTR	2017	PO8307	PO8307	PO8397	PO8397

INDEX

WIDE OPEN PARTS

TIRES & WHEELS

BRAKES

AIR, OIL & FUEL

BATTERY & ELECTRICAL

ENGINE

BEARINGS

BUSHINGS

DRIVELINE

AXLES

BELTS

CONTROLS

TOOLS & CHEMICALS

EXHAUST

ACCESSORIES



CV axles continue on the next page.

CV AXLES 6 BALL



POLARIS						
MODEL	YEARS	6 BALL AXLE				
		FRONT LEFT	FRONT RIGHT	REAR LEFT	REAR RIGHT	
1000 Ranger XP NSTR Crew	2017	PO8307	PO8307	PO8397	PO8397	
1000 Ranger XP Ranch	2017	PO8307	PO8307	PO8397	PO8397	
1000 Ranger Diesel	15-18	PO8307	PO8307	PO8397	PO8397	
1000 Ranger Diesel Crew	15-18	PO8307	PO8307	PO8397	PO8397	
1000 Ranger HST	15-16	PO8307	PO8307			
1000 RZR XP	14-15	PO8320	PO8320	PO8374	PO8374	
1000 RZR XP	2016	PO8320	PO8320	PO8339	PO8339	
1000 RZR XP	17-19	PO8335	PO8335	PO8339	PO8339	
1000 RZR XP	2020	PO8320	PO8320	PO8404	PO8404	
1000 RZR XP High Lifter	2016	PO8335	PO8335	PO8339	PO8339	
1000 RZR XP High Lifter	17-19	PO8332	PO8332	PO8339	PO8339	
1000 RZR XP High Lifter	2020	PO8332	PO8332	PO8404	PO8404	
1000 RZR XP Dynamix	2019	PO8335	PO8335	PO8339	PO8339	
1000 RZR XP Premium	2020	PO8320	PO8320	PO8404	PO8404	
1000 RZR XP Trails & Rocks	17-19	PO8332	PO8332	PO8339	PO8339	
1000 RZR XP Trails & Rocks	2020	PO8332	PO8332	PO8404	PO8404	
1000 RZR XP 4	14-15	PO8320	PO8320	PO8374	PO8374	
1000 RZR XP 4 Built Before 10/19/15	2016	PO8320	PO8320	PO8339	PO8339	
1000 RZR XP 4 Built After 10/20/15	2016	PO8335	PO8335	PO8339	PO8339	
1000 RZR XP 4	17-19	PO8335	PO8335	PO8339	PO8339	
1000 RZR XP 4	2020	PO8320	PO8320	PO8404	PO8404	
1000 RZR XP 4 High Lifter	17-19	PO8332	PO8332	PO8339	PO8339	
1000 RZR XP 4 High Lifter	2020	PO8332	PO8332	PO8404	PO8404	
1000 RZR XP 4 Dynamix	2019	PO8335	PO8335	PO8339	PO8339	
1000 RZR S	16-20	PO8330	PO8330	PO8381	PO8381	
1000 RZR S4	19-20	PO8330	PO8330	PO8381	PO8381	
1000 RZR RS1	18-20	PO8332	PO8332	PO8339	PO8339	
1000 Scrambler XP	14-15	PO8312	PO8312	PO8342	PO8342	
1000 Scrambler XP	16-18	PO8333	PO8333	PO8342	PO8342	
1000 Scrambler MD	2015	PO8312	PO8312	PO8342	PO8342	
1000 Scrambler MD Built After 2/16/16	2016	PO8333	PO8333	PO8342	PO8342	
1000 Scrambler MD Built Before 2/15/16	2016	PO8312	PO8312	PO8342	PO8342	
1000 Scrambler MD	2017	PO8333	PO8333	PO8342	PO8342	
1000 Sportsman XP	2015	PO8312	PO8312	PO8342	PO8342	
1000 Sportsman XP	16-18	PO8333	PO8333	PO8342	PO8342	
1000 Sportsman MD	2015	PO8312	PO8312	PO8342	PO8342	
1000 Sportsman MD Built After 2/16/16	2016	PO8333	PO8333	PO8342	PO8342	
1000 Sportsman MD Built Before 2/15/16	2016	PO8312	PO8312	PO8342	PO8342	
1000 Sportsman High Lifter	16-20	PO8333	PO8333	PO8342	PO8342	
1000 Sportsman Touring	2015	PO8312	PO8312	PO8342	PO8342	
1000 Sportsman Touring	16-20	PO8333	PO8333	PO8342	PO8342	

SUZUKI						
MODEL	YEARS	6 BALL AXLE				
		FRONT LEFT	FRONT RIGHT	REAR LEFT	REAR RIGHT	
LTA400F 4WD King Quad Auto	08-20	SK8301	SK8302			
LTF400F 4WD King Quad Manual	08-20	SK8301	SK8302			
LTA450X King Quad	07-10	SK8300	SK8300	SK8320	SK8320	
LTA500F Vinson Auto	03-07	SK8102	SK8202			
LTF500F Vinson Manual	03-07	SK8102	SK8202			
LTA500X King Quad	11-18	SK8300	SK8300	SK8320	SK8320	
LTA500X King Quad	19-20	SK8303	SK8303	SK8320	SK8320	
LTA500XP King Quad Power Steering	11-20	SK8303	SK8303	SK8320	SK8320	
LTA700X King Quad	06-07	SEE NOTE E	SEE NOTE E	SK8320	SK8320	

CV axles continue on the next page.



SUZUKI					
MODEL	YEARS	6 BALL AXLE			
		FRONT LEFT	FRONT RIGHT	REAR LEFT	REAR RIGHT
LTV700F Twin Peaks	04-06	KW8105	KW8231		
LTA750X King Quad	08-18	SK8300	SK8300	SK8320	SK8320
LTA750X King Quad	19-20	SK8303	SK8303	SK8320	SK8320
LTA750XP King Quad Power Steering	09-20	SK8303	SK8303	SK8320	SK8320

KEY

**E VIN - 5SAAP41A67110000 and below - Not Available
VIN - 5SAAP41A67110001 and up - 6 Ball - SK8300,
8 Ball - HDSK8300**

YAMAHA					
MODEL	YEARS	6 BALL AXLE			
		FRONT LEFT	FRONT RIGHT	REAR LEFT	REAR RIGHT
YFM350FW Big Bear	98-99	YA8307	YA8307		
YFM350FA Bruin	04-06	YA8309	YA8309		
YFM350 Grizzly IRS	07-11	YA8126	YA8125	YA8313	YA8313
YFM350FGW Grizzly	07-11	YA8309	YA8309		
YFM350FGW Grizzly	12-14	YA8317	YA8317		
YFM35FX Wolverine	95-00	YA8307	YA8307		
YFM35FX Wolverine	01-05	YA8306	YA8306		
YFM400 Big Bear	00-01	YA8307	YA8307		
YFM400 Big Bear	02-06	YA8310	YA8310		
YFM400 Big Bear IRS	07-11	YA8125	YA8126	YA8334	YA8335
YFM400 Big Bear IRS	2012	YA8125	YA8317	YA8334	YA8335
YFM400 Grizzly IRS	07-08	YA8309	YA8309	YA8313	YA8313
YFM400 Kodiak	1999	YA8307	YA8307		
YFM400 Kodiak	00-02	YA8308	YA8308		
YFM400 Kodiak	03-04	YA8309	YA8309		
YFM400 Kodiak	05-06	YA8309	YA8309	YA8313	YA8313
YXR450 Rhino	06-09	YA8121	YA8221	YA8322	YA8323
YFM450 Kodiak	18-19	YA8360	YA8360	YA8331	YA8331
YFM450 Kodiak	2020			YA8331	YA8331
YFM450 Grizzly IRS	2007	YA8105	YA8205	YA8313	YA8313
YFM450 Grizzly IRS	08-10	YA8126	YA8125	YA8313	YA8313
YFM450 Grizzly IRS	2011	YA8125	YA8126	YA8336	YA8336
YFM450 Grizzly IRS	12-14	YA8317	YA8125	YA8336	YA8336
YFM450 Kodiak	03-04	YA8105	YA8205		
YFM450 Kodiak	05-06	YA8105	YA8205	YA8313	YA8313
YFM450FX Wolverine	06-10	YA8309	YA8309		
YFM550 Grizzly	09-14	YA8300	YA8300	YA8331	YA8331
YXR660 Rhino	06-07	YA8121	YA8221	YA8322	YA8323
YFM660 Grizzly	03-08	YA8111	YA8211	YA8301	YA8302
YFM700 Grizzly	07-13	YA8300	YA8300	YA8331	YA8331
YFM700 Grizzly	14-15	YA8316	YA8316	YA8346	YA8346
YFM700 Grizzly	16-18	YA8356	YA8356	YA8357	YA8357
YFM700 Kodiak	2016	YA8300	YA8300	YA8359	YA8359
YFM700 Kodiak	17-18	YA8360	YA8360	YA8359	YA8359
YXR700 Rhino	08-13	YA8319	YA8319	YA8322	YA8330
YXM700 Viking	14-20	YA8305	YA8305	YA8355	YA8355
YXC700 Viking VI	15-20	YA8305	YA8305	YA8355	YA8355
YXE700 Wolverine	16-18	YA8305	YA8305	YA8355	YA8355
YXE850 Wolverine X2	19-20	YA8227	YA8227		
YXF850 Wolverine X4	18-20	YA8227	YA8227		

- INDEX
- WIDE OPEN PARTS
- TIRES & WHEELS
- BRAKES
- AIR, OIL & FUEL
- BATTERY & ELECTRICAL
- ENGINE
- BEARINGS
- BUSHINGS
- DRIVELINE
- AXLES**
- BELTS
- CONTROLS
- TOOLS & CHEMICALS
- EXHAUST
- ACCESSORIES

CV axles continue on the next page.



CV AXLES 8 BALL

CV Axles

Interparts axle applications are now under the All Balls Racing line of products. Now combined, two new lines of axles were created; The 6 Ball Heavy Duty and 8 Ball Extreme Duty axles. Torsion and fatigue tests were completed to compare All Balls Racing axles against OEM and other aftermarket axles. The 6 Ball Heavy Duty Axle exceeds OEM axle strength and is up to 30% stronger than competitive axles. The axles are precision machined for precise OEM fitment and have a laminate coating that resists rust and corrosion. The 8 Ball Extreme Heavy Duty Axle has 8 precision ball bearings with cage and race sizes that are up to 35% larger for greatly increased CV joint strength. The results of both tests show that the All Balls Racing 6 ball and 8 Ball axles are far stronger and more durable than the OEM and other aftermarket axles!



ARCTIC CAT

MODEL	YEARS	8 BALL AXLE			
		FRONT LEFT	FRONT RIGHT	REAR LEFT	REAR RIGHT
400 4x4 w/AT	06-08	HDAC8145	HDAC8245	HDAC8311	HDAC8311
400 4x4 w/MT	06-08	HDAC8145	HDAC8245	HDAC8311	HDAC8311
400 TBX	2006	HDAC8145	HDAC8245	HDAC8311	HDAC8311
400 TRV	06-12	HDAC8145	HDAC8245	HDAC8311	HDAC8311
400 TRV	13-14	HDAC8245	HDAC8245	HDAC8311	HDAC8311
450 H1	10-12	HDAC8145	HDAC8245	HDAC8311	HDAC8311
450i TRV	11-12	HDAC8145	HDAC8245	HDAC8311	HDAC8311
500 4x4 w/AT	06-09	HDAC8145	HDAC8245	HDAC8311	HDAC8311
500 4x4 w/AT	2013	HDAC8245	HDAC8245	HDAC8311	HDAC8311
500 4x4 w/AT	2014	HDAC8145	HDAC8245	HDAC8311	HDAC8311
500 4x4 w/MT	06-09	HDAC8145	HDAC8245	HDAC8311	HDAC8311
500 TBX	2006	HDAC8145	HDAC8245	HDAC8311	HDAC8311
500 TRV	06-13	HDAC8245	HDAC8245	HDAC8311	HDAC8311
500 TRV	2014	HDAC8145	HDAC8245	HDAC8311	HDAC8311
500 XT	13-14	HDAC8145	HDAC8245	HDAC8311	HDAC8311
550 H1	09-14	HDAC8145	HDAC8245	HDAC8311	HDAC8311
550 TRV	09-14	HDAC8145	HDAC8245	HDAC8311	HDAC8311
550 XT	13-14	HDAC8145	HDAC8245	HDAC8311	HDAC8311
650 V2	2006	HDAC8145	HDAC8245	HDAC8311	HDAC8311
650 H1	06-11	HDAC8145	HDAC8245	HDAC8311	HDAC8311
650 MudPro	2010	HDAC8145	HDAC8245		
650i 4x4	2012	HDAC8145	HDAC8245	HDAC8311	HDAC8311
650 TBX	07-19	HDAC8145	HDAC8245	HDAC8311	HDAC8311
650 TRV	07-09	HDAC8145	HDAC8245	HDAC8311	HDAC8311
700 Diesel	07-14	HDAC8145	HDAC8245	HDAC8311	HDAC8311
700 ATVs	07-14	HDAC8145	HDAC8245	HDAC8311	HDAC8311
700 TBX	10-14	HDAC8145	HDAC8245	HDAC8311	HDAC8311
700 TRV	08-14	HDAC8145	HDAC8245	HDAC8311	HDAC8311
700 Wildcat Sport	15-19	HDAC8309	HDAC8309	HDAC8355	HDAC8355
700 Wildcat Trail	14-20	HDAC8308	HDAC8308	HDAC8349	HDAC8349
1000 Wildcat X	2018	HDAC8309	HDAC8309		
1000 Wildcat 4X LTD	2018	HDAC8309	HDAC8309	HDAC8355	HDAC8355
1000 H2 MudPro	2010	HDAC8145	HDAC8245		
1000 H2 Thundercat	08-10	HDAC8145	HDAC8245	HDAC8311	HDAC8311
1000 TRV	09-10	HDAC8145	HDAC8245	HDAC8311	HDAC8311

CV axles continue on the next page.



CAN AM					
MODEL	YEARS	8 BALL AXLE			
		FRONT LEFT	FRONT RIGHT	REAR LEFT	REAR RIGHT
400 Outlander STD	06-12	HDCA8111	HDCA8211		
400 Outlander STD	13-15	HDCA8111	HDCA8211	HDCA8304	HDCA8305
400 Outlander STD Max	06-11	HDCA8111	HDCA8211		
400 Outlander STD Max	13-15	HDCA8111	HDCA8211	HDCA8304	HDCA8305
400 Outlander XT	06-12	HDCA8111	HDCA8211		
400 Outlander XT	13-14	HDCA8111	HDCA8211	HDCA8304	HDCA8305
400 Outlander XT Max	06-08	HDCA8111	HDCA8211		
400 Outlander XT Max	13-15	HDCA8111	HDCA8211	HDCA8304	HDCA8305
500 Defender	17-20	HDCA8125	HDCA8225	HDCA8309	HDCA8310
500 Outlander STD	2007	HDCA8111	HDCA8211		HDCA8305
500 Outlander STD	08-12	HDCA8111	HDCA8211	HDCA8304	HDCA8305
500 Outlander STD	13-14	HDCA8115	HDCA8215	HDCA8304	HDCA8305
500 Outlander STD	2015			HDCA8304	HDCA8305
500 Outlander STD Max	2007	HDCA8111	HDCA8211		HDCA8305
500 Outlander STD Max	08-12	HDCA8111	HDCA8211	HDCA8304	HDCA8305
500 Outlander STD Max	13-14	HDCA8115	HDCA8215	HDCA8304	HDCA8305
500 Outlander STD Max	2015			HDCA8304	HDCA8305
500 Outlander XT	2007	HDCA8111	HDCA8211		HDCA8305
500 Outlander XT	08-12	HDCA8111	HDCA8211	HDCA8304	HDCA8305
500 Outlander XT	13-14	HDCA8115	HDCA8215	HDCA8304	HDCA8305
500 Outlander XT Max	2007	HDCA8111	HDCA8211		HDCA8305
500 Outlander XT Max	08-12	HDCA8111	HDCA8211	HDCA8304	HDCA8305
500 Outlander XT Max	13-14	HDCA8115	HDCA8215	HDCA8304	HDCA8305
500 Renegade	08-10	HDCA8111	HDCA8211	HDCA8304	HDCA8305
500 Renegade	11-12			HDCA8304	HDCA8305
500 Renegade	13-14	HDCA8115	HDCA8215	HDCA8304	HDCA8305
500 Renegade	2015			HDCA8304	HDCA8305
570 Outlander	2016			HDCA8304	HDCA8305
570 Outlander Max	2016			HDCA8304	HDCA8305
570 Outlander XMR	17-20	HDCA8115	HDCA8215	HDCA8304	HDCA8305
570 Renegade	16-18			HDCA8304	HDCA8305
570 Renegade	19-20	HDCA8232	HDCA8231	HDCA8311	HDCA8312
570 Renegade XMR	2017	HDCA8115	HDCA8215	HDCA8304	HDCA8305
570 Renegade XMR	2019		HDCA8231	HDCA8311	
570 Renegade XMR	2020	HDCA8232	HDCA8231		
650 Outlander DPS	17-18	HDCA8115	HDCA8215	HDCA8304	HDCA8305
650 Outlander DPS	2019	HDCA8232	HDCA8231	HDCA8304	HDCA8305
650 Outlander DPS	2020	HDCA8232	HDCA8231	HDCA8311	HDCA8312
650 Outlander STD	06-07	HDCA8111	HDCA8211		HDCA8305
650 Outlander STD	08-12	HDCA8111	HDCA8211	HDCA8304	HDCA8305
650 Outlander STD	13-15	HDCA8115	HDCA8215	HDCA8304	HDCA8305
650 Outlander STD	17-18	HDCA8115	HDCA8215	HDCA8304	HDCA8305
650 Outlander STD	19-20	HDCA8232	HDCA8231	HDCA8311	HDCA8312
650 Outlander STD Max	06-07	HDCA8111	HDCA8211		HDCA8305
650 Outlander STD Max	08-12	HDCA8111	HDCA8211	HDCA8304	HDCA8305
650 Outlander STD Max	13-15	HDCA8115	HDCA8215	HDCA8304	HDCA8305
650 Outlander XT	06-07	HDCA8111	HDCA8211		HDCA8305
650 Outlander XT	08-12	HDCA8111	HDCA8211	HDCA8304	HDCA8305
650 Outlander XT	13-14	HDCA8115	HDCA8215	HDCA8304	HDCA8305
650 Outlander XT Max	06-07	HDCA8111	HDCA8211		HDCA8305
650 Outlander XT Max	08-12	HDCA8111	HDCA8211	HDCA8304	HDCA8305
650 Outlander XT Max	13-14	HDCA8115	HDCA8215	HDCA8304	HDCA8305
650 Outlander XMR	13-17			HDCA8304	HDCA8305
650 Outlander XMR	19-20		HDCA8231		
650 Outlander 6x6	15-18	HDCA8115	HDCA8215	HDCA8305	HDCA8304
650 Outlander 6x6 (Middle Axles)	15-18	HDCA8304	HDCA8305		
650 Outlander 6x6 Max	19-20	HDCA8232	HDCA8231	HDCA8312	HDCA8311

- INDEX
- WIDE OPEN PARTS
- TIRES & WHEELS
- BRAKES
- AIR, OIL & FUEL
- BATTERY & ELECTRICAL
- ENGINE
- BEARINGS
- BUSHINGS
- DRIVELINE
- AXLES**
- BELTS
- CONTROLS
- TOOLS & CHEMICALS
- EXHAUST
- ACCESSORIES

CV axles continue on the next page.





CAN AM

MODEL	YEARS	8 BALL AXLE			
		FRONT LEFT	FRONT RIGHT	REAR LEFT	REAR RIGHT
800 Commander STD	11-12	HDCA8113	HDCA8213	HDCA8320	HDCA8320
800 Commander STD	13-15	HDCA8120	HDCA8220	HDCA8320	HDCA8320
800 Commander STD	2016	HDCA8120	HDCA8220	HDCA8333	HDCA8333
800 Commander STD	17-20	HDCA8131		HDCA8333	HDCA8333
800 Commander XT	11-12	HDCA8113	HDCA8213	HDCA8320	HDCA8320
800 Commander XT	13-15	HDCA8120	HDCA8220	HDCA8320	HDCA8320
800 Commander XT	2016	HDCA8120	HDCA8220	HDCA8333	HDCA8333
800 Commander XT	17-20	HDCA8131		HDCA8333	HDCA8333
800 Commander Max	2016	HDCA8120	HDCA8220	HDCA8333	HDCA8333
800 Commander Max	17-20	HDCA8131		HDCA8333	HDCA8333
800 Defender	16-20	HDCA8125	HDCA8225	HDCA8330	HDCA8330
800 Defender Max	17-20	HDCA8125	HDCA8225	HDCA8330	HDCA8330
800 Defender XT	16-20	HDCA8125	HDCA8225	HDCA8330	HDCA8330
800 Defender XT Max	17-20	HDCA8125	HDCA8225	HDCA8330	HDCA8330
800 Maverick Trail	18-20	HDCA8130	HDCA8230	HDCA8332	HDCA8332
800 Outlander STD	06-07	HDCA8111	HDCA8211		HDCA8305
800 Outlander STD	2008	HDCA8111	HDCA8211	HDCA8304	HDCA8305
800 Outlander STD	09-11	HDCA8111	HDCA8211	HDCA8304	HDCA8305
800 Outlander STD	12-15	HDCA8115	HDCA8215	HDCA8304	HDCA8305
800 Outlander STD Max	06-07	HDCA8111	HDCA8211		HDCA8305
800 Outlander STD Max	2008	HDCA8111	HDCA8211	HDCA8304	HDCA8305
800 Outlander STD Max	09-12	HDCA8111	HDCA8211	HDCA8304	HDCA8305
800 Outlander STD Max	13-14	HDCA8115	HDCA8215	HDCA8304	HDCA8305
800 Outlander XT	06-07	HDCA8111	HDCA8211		HDCA8305
800 Outlander XT	2008	HDCA8111	HDCA8211	HDCA8304	HDCA8305
800 Outlander XT	09-11	HDCA8111	HDCA8211	HDCA8304	HDCA8305
800 Outlander XT	12-14	HDCA8115	HDCA8215	HDCA8304	HDCA8305
800 Outlander XT Max	06-07	HDCA8111	HDCA8211		HDCA8305
800 Outlander XT Max	2008	HDCA8111	HDCA8211	HDCA8304	HDCA8305
800 Outlander XT Max	09-12	HDCA8111	HDCA8211	HDCA8304	HDCA8305
800 Outlander XT Max	13-15	HDCA8115	HDCA8215	HDCA8304	HDCA8305
800 Outlander XMR	11-12			HDCA8304	HDCA8305
800 Outlander XXC	2011			HDCA8304	HDCA8305
800 Renegade	2007	HDCA8111	HDCA8211		HDCA8305
800 Renegade	08-10	HDCA8111	HDCA8211	HDCA8304	HDCA8305
800 Renegade	2011			HDCA8304	HDCA8305
800 Renegade	12-15	HDCA8115	HDCA8215	HDCA8304	HDCA8305
800 Renegade XXC	2010	HDCA8111	HDCA8211	HDCA8304	HDCA8305
800 Renegade XXC	2011			HDCA8304	HDCA8305
800 Renegade XXC	12-14	HDCA8115	HDCA8215	HDCA8304	HDCA8305
850 Outlander	2016	HDCA8115	HDCA8215	HDCA8304	HDCA8305
850 Outlander DPS	16-17	HDCA8115	HDCA8215	HDCA8304	HDCA8305
850 Outlander DPS	2018	HDCA8115	HDCA8215		
850 Outlander DPS	19-20	HDCA8232	HDCA8231	HDCA8311	HDCA8312
850 Outlander DPS Max	2017	HDCA8115	HDCA8215	HDCA8304	HDCA8305
850 Outlander DPS Max	2018	HDCA8115	HDCA8215		
850 Outlander DPS Max	19-20	HDCA8232	HDCA8231	HDCA8311	HDCA8312
850 Outlander XT	16-18	HDCA8115	HDCA8215	HDCA8304	HDCA8305
850 Outlander XT	19-20	HDCA8232	HDCA8231	HDCA8311	HDCA8312
850 Outlander XT Max	2016	HDCA8115	HDCA8215	HDCA8304	HDCA8305
850 Outlander XMR	19-20		HDCA8231		
850 Renegade	16-18	HDCA8115	HDCA8215	HDCA8304	HDCA8305
850 Renegade	19-20	HDCA8232	HDCA8231	HDCA8311	HDCA8312
850 Renegade XXC	16-18	HDCA8115	HDCA8215	HDCA8304	HDCA8305
850 Renegade XXC	19-20	HDCA8232	HDCA8231	HDCA8311	HDCA8312
900 Maverick X3	2017			HDCA8329	HDCA8329
900 Maverick X3 HO	2018	HDCA8126	HDCA8226	HDCA8329	HDCA8329

CV axles continue on the next page.



CAN AM					
MODEL	YEARS	8 BALL AXLE			
		FRONT LEFT	FRONT RIGHT	REAR LEFT	REAR RIGHT
900 Maverick X3 Turbo	18-20	HDCA8126	HDCA8226	HDCA8329	HDCA8329
900 Maverick X3 Turbo Max	2018	HDCA8126	HDCA8226	HDCA8329	HDCA8329
900 Maverick X3 Turbo Max	2019	HDCA8227	HDCA8227	HDCA8329	HDCA8329
900 Maverick X3 Turbo Max	2020	HDCA8126	HDCA8226	HDCA8329	HDCA8329
900 Maverick X3 Turbo R	18-20	HDCA8126	HDCA8226	HDCA8329	HDCA8329
900 Maverick X3 Turbo R Max	2018	HDCA8126	HDCA8226	HDCA8329	HDCA8329
900 Maverick X3 Turbo R Max	2019	HDCA8126	HDCA8226	HDCA8328	HDCA8328
900 Maverick X3 Turbo R Max	2020	HDCA8126	HDCA8226	HDCA8329	HDCA8329
900 Maverick X3 XDS	2017			HDCA8329	HDCA8329
900 Maverick X3 XDS Turbo R	2018	HDCA8126	HDCA8226	HDCA8329	HDCA8329
900 Maverick X3 XDS Turbo R	19-20	HDCA8227	HDCA8227	HDCA8329	HDCA8329
900 Maverick X3 XDS Turbo R Max	2018	HDCA8126	HDCA8226	HDCA8329	HDCA8329
900 Maverick X3 XDS Turbo R Max	2019	HDCA8227	HDCA8227	HDCA8328	HDCA8328
900 Maverick X3 XDS Turbo R Max	2020	HDCA8227	HDCA8227	HDCA8329	HDCA8329
900 Maverick X3 XDS Turbo RR	2020	HDCA8227	HDCA8227	HDCA8329	HDCA8329
900 Maverick X3 XDS Turbo RR Max	2020	HDCA8227	HDCA8227	HDCA8329	HDCA8329
900 Maverick X3 XMR Turbo	18-20	HDCA8227	HDCA8227	HDCA8329	HDCA8329
900 Maverick X3 XMR Turbo R	2018	HDCA8127	HDCA8127	HDCA8328	HDCA8328
900 Maverick X3 XMR Turbo R	2019	HDCA8127	HDCA8127	HDCA8329	HDCA8329
900 Maverick X3 XMR Turbo RR	2020	HDCA8127	HDCA8127	HDCA8328	HDCA8328
900 Maverick X3 XMR Turbo RR Max	2020	HDCA8127	HDCA8226	HDCA8328	HDCA8328
900 Maverick X3 XRC Turbo	18-20	HDCA8227	HDCA8227	HDCA8329	HDCA8329
900 Maverick X3 XRC Turbo R	2018	HDCA8127	HDCA8127	HDCA8328	HDCA8328
900 Maverick X3 XRC Turbo R	2019	HDCA8127	HDCA8127	HDCA8329	HDCA8329
900 Maverick X3 XRC Turbo RR	2020	HDCA8127	HDCA8127	HDCA8328	HDCA8328
900 Maverick X3 XRS	2017			HDCA8328	HDCA8328
900 Maverick X3 XRS Turbo R	2018			HDCA8328	HDCA8328
900 Maverick X3 XRS Turbo R	2019	HDCA8127	HDCA8127	HDCA8329	HDCA8329
900 Maverick X3 XRS Turbo R Max	2018			HDCA8328	HDCA8328
900 Maverick X3 XRS Turbo R Max	19-20	HDCA8127	HDCA8127	HDCA8328	HDCA8328
900 Maverick X3 XRS Turbo RR	2020	HDCA8127	HDCA8127	HDCA8328	HDCA8328
900 Maverick X3 XRS Turbo RR Max	2020	HDCA8127	HDCA8127	HDCA8328	HDCA8328
1000 Commander STD	11-12	HDCA8113	HDCA8213	HDCA8320	HDCA8320
1000 Commander STD	13-15	HDCA8120	HDCA8220	HDCA8320	HDCA8320
1000 Commander STD	2016	HDCA8120	HDCA8220	HDCA8333	HDCA8333
1000 Commander STD	17-19	HDCA8131		HDCA8333	HDCA8333
1000 Commander STD Max	14-15	HDCA8120	HDCA8220	HDCA8320	HDCA8320
1000 Commander STD Max	2016	HDCA8120	HDCA8220	HDCA8333	HDCA8333
1000 Commander STD Max	17-19	HDCA8131		HDCA8333	HDCA8333
1000 Commander XT	11-12	HDCA8113	HDCA8213	HDCA8320	HDCA8320
1000 Commander XT	13-15	HDCA8120	HDCA8220	HDCA8320	HDCA8320
1000 Commander XT	2016	HDCA8120	HDCA8220	HDCA8333	HDCA8333
1000 Commander XT	17-20	HDCA8131		HDCA8333	HDCA8333
1000 Commander XT Max	14-15	HDCA8120	HDCA8220	HDCA8320	HDCA8320
1000 Commander XT Max	2016	HDCA8120	HDCA8220	HDCA8333	HDCA8333
1000 Commander XT Max	2017	HDCA8131		HDCA8333	HDCA8333
1000 Commander XT Max	18-20	HDCA8131		HDCA8333	HDCA8333
1000 Defender	16-19	HDCA8125	HDCA8225	HDCA8330	HDCA8330
1000 Defender Max	18-19	HDCA8125	HDCA8225	HDCA8330	HDCA8330
1000 Defender DPS	16-19	HDCA8125	HDCA8225	HDCA8330	HDCA8330
1000 Defender DPS	2020	HDCA8134	HDCA8133	HDCA8313	HDCA8313
1000 Defender DPS Max	17-19	HDCA8125	HDCA8225	HDCA8330	HDCA8330
1000 Defender DPS Max	2020	HDCA8134	HDCA8133	HDCA8313	HDCA8313
1000 Defender PRO	2020	HDCA8134	HDCA8133	HDCA8313	HDCA8313
1000 Defender XT	16-19	HDCA8125	HDCA8225	HDCA8330	HDCA8330
1000 Defender XT	2020	HDCA8134	HDCA8133	HDCA8313	HDCA8313
1000 Defender XT Max	17-19	HDCA8125	HDCA8225	HDCA8330	HDCA8330

- INDEX
- WIDE OPEN PARTS
- TIRES & WHEELS
- BRAKES
- AIR, OIL & FUEL
- BATTERY & ELECTRICAL
- ENGINE
- BEARINGS
- BUSHINGS
- DRIVELINE
- AXLES**
- BELTS
- CONTROLS
- TOOLS & CHEMICALS
- EXHAUST
- ACCESSORIES

CV axles continue on the next page.



CV AXLES 8 BALL



CAN AM

MODEL	YEARS	8 BALL AXLE			
		FRONT LEFT	FRONT RIGHT	REAR LEFT	REAR RIGHT
1000 Defender XT Max	2020	HDCA8134	HDCA8133	HDCA8313	HDCA8313
1000 Defender XTP	2018	HDCA8125	HDCA8225	HDCA8330	HDCA8330
1000 Defender XTP	2019	HDCA8125		HDCA8330	HDCA8330
1000 Defender XTP	2020	HDCA8134	HDCA8133	HDCA8313	HDCA8313
1000 Maverick STD	13-15	HDCA8117	HDCA8217	HDCA8307	HDCA8307
1000 Maverick STD	16-18	HDCA8117	HDCA8217		
1000 Maverick STD Max	14-15	HDCA8117	HDCA8217	HDCA8307	HDCA8307
1000 Maverick STD Max	16-18	HDCA8117	HDCA8217		
1000 Maverick XDS	15-16	HDCA8117	HDCA8217	HDCA8322	HDCA8322
1000 Maverick XDS Max	2014	HDCA8117	HDCA8217	HDCA8307	HDCA8307
1000 Maverick XDS Max	15-16	HDCA8117	HDCA8217	HDCA8322	HDCA8322
1000 Maverick XMR	2014	HDCA8119	HDCA8219	HDCA8307	HDCA8307
1000 Maverick XMR	2015	HDCA8119	HDCA8219		
1000 Maverick XRS	13-15	HDCA8117	HDCA8217	HDCA8307	HDCA8307
1000 Maverick XRS Max	14-15	HDCA8117	HDCA8217	HDCA8307	HDCA8307
1000 Maverick XC	16-17	HDCA8118	HDCA8218		
1000 Maverick XXC	14-15	HDCA8118	HDCA8218	HDCA8308	HDCA8308
1000 Maverick XXC	16-17	HDCA8118	HDCA8218		
1000 Maverick XC/XXC Max	2016	HDCA8118	HDCA8218		
1000 Maverick Turbo	16-17	HDCA8117	HDCA8217		
1000 Maverick Turbo Max	16-17	HDCA8117	HDCA8217		
1000 Maverick Turbo XDS	15-16	HDCA8117	HDCA8217	HDCA8322	HDCA8322
1000 Maverick Turbo XDS Max	15-17	HDCA8117	HDCA8217	HDCA8322	HDCA8322
1000 Maverick Turbo XRS	2016	HDCA8117	HDCA8217	HDCA8322	HDCA8322
1000 Maverick Turbo XRS Max	16-17	HDCA8117	HDCA8217	HDCA8322	HDCA8322
1000 Maverick Sport	19-20	HDCA8233	HDCA8234	HDCA8334	HDCA8334
1000 Maverick Sport R	19-20	HDCA8233	HDCA8234	HDCA8334	HDCA8334
1000 Maverick Sport Max	19-20	HDCA8233	HDCA8234	HDCA8334	HDCA8334
1000 Maverick Trail	18-20	HDCA8130	HDCA8230	HDCA8332	HDCA8332
1000 Outlander DPS	12-18	HDCA8115	HDCA8215	HDCA8304	HDCA8305
1000 Outlander DPS	2019	HDCA8232	HDCA8231	HDCA8311	HDCA8312
1000 Outlander 6x6	15-18	HDCA8115	HDCA8215	HDCA8305	HDCA8304
1000 Outlander 6x6 (Middle Axles)	15-18	HDCA8304	HDCA8305		
1000 Outlander XMR	13-14			HDCA8304	HDCA8305
1000 Outlander XMR	19-20		HDCA8231		
1000 Outlander XT	12-18	HDCA8115	HDCA8215	HDCA8304	HDCA8305
1000 Outlander XT	19-20	HDCA8232	HDCA8231	HDCA8311	HDCA8312
1000 Outlander XTP	13-18	HDCA8115	HDCA8215	HDCA8304	HDCA8305
1000 Outlander XTP	19-20	HDCA8232	HDCA8231	HDCA8311	HDCA8312
1000 Outlander XXC	2020	HDCA8232	HDCA8231	HDCA8311	HDCA8312
1000 Outlander Max	13-18	HDCA8115	HDCA8215	HDCA8304	HDCA8305
1000 Outlander Max	19-20	HDCA8232	HDCA8231	HDCA8311	HDCA8312
1000 Outlander 6x6 Max	19-20	HDCA8232	HDCA8231	HDCA8312	HDCA8311
1000 Outlander LTD Max	15-16	HDCA8115	HDCA8215	HDCA8304	HDCA8305
1000 Outlander XT Max	13-18	HDCA8115	HDCA8215	HDCA8304	HDCA8305
1000 Outlander XT Max	19-20	HDCA8232	HDCA8231	HDCA8311	HDCA8312
1000 Outlander XTP Max	13-18	HDCA8115	HDCA8215	HDCA8304	HDCA8305
1000 Outlander XTP Max	19-20	HDCA8232	HDCA8231	HDCA8311	HDCA8312
1000 Renegade	12-17	HDCA8115	HDCA8215	HDCA8304	HDCA8305
1000 Renegade	2019		HDCA8231	HDCA8311	HDCA8312
1000 Renegade XMR	17-19	HDCA8115	HDCA8215		
1000 Renegade XMR	2020		HDCA8231		
1000 Renegade XXC	12-18	HDCA8115	HDCA8215	HDCA8304	HDCA8305
1000 Renegade XXC	19-20	HDCA8232	HDCA8231		

CV axles continue on the next page.



HONDA					
MODEL	YEARS	8 BALL AXLE			
		FRONT LEFT	FRONT RIGHT	REAR LEFT	REAR RIGHT
TRX350 Rancher	00-05	HDH08306	HDH08306		
TRX420 Rancher IRS	15-19			HDH08327	HDH08327
TRX500 Rubicon IRS Auto	15-19			HDH08327	HDH08327
TRX500 Rubicon IRS Manual	15-19			HDH08327	HDH08327
TRX520 Rubicon IRS Manual	2020			HDH08327	HDH08327
TRX650 Rincon	03-05			HDH08301	HDH08301
TRX680 Rincon	06-20			HDH08301	HDH08301
MUV700 Big Red	09-13	HDH08123	HDH08223	HDH08323	HDH08324
SXS700M2 Pioneer	2014	HDH08124	HDH08224		
SXS700M2 Pioneer	15-20	HDH08124	HDH08224	HDH08370	HDH08370
SXS700M2D Pioneer	17-20	HDH08124	HDH08224	HDH08370	HDH08370
SXS700M4 Pioneer	2014	HDH08124	HDH08224		
SXS700M4 Pioneer	15-20	HDH08124	HDH08224	HDH08370	HDH08370
SXS700M4D Pioneer Deluxe	17-20	HDH08124	HDH08224	HDH08370	HDH08370
SXS1000M3P Pioneer	16-20	HDH08125	HDH08125	HDH08328	HDH08329
SXS1000M3D Pioneer Deluxe	2020	HDH08125	HDH08125	HDH08328	HDH08329
SXS1000M5P Pioneer	16-20	HDH08125	HDH08125	HDH08328	HDH08329
SXS1000M5D Pioneer Deluxe	16-20	HDH08125	HDH08125	HDH08328	HDH08329

KAWASAKI					
MODEL	YEARS	8 BALL AXLE			
		FRONT LEFT	FRONT RIGHT	REAR LEFT	REAR RIGHT
KVF650i Brute Force IRS	06-13			HDKW8312	HDKW8312
KVF750 Brute Force	05-07			HDKW8312	HDKW8312
KVF750 Brute Force	08-11	HDKW8121	HDKW8221	HDKW8312	HDKW8312
KVF750 Brute Force	12-20			HDKW8312	HDKW8312
KRF750 Teryx	08-11	HDKW8301	HDKW8301	HDKW8318	HDKW8319
KRF750 Teryx	12-13	HDKW8301	HDKW8301	HDKW8316	HDKW8316
KRT750 Teryx 4	12-13	HDKW8137	HDKW8237	HDKW8317	HDKW8317
KRF800 Teryx	14-15	HDKW8137	HDKW8237	HDKW8317	HDKW8317
KRF800 Teryx	16-20	HDKW8137	HDKW8237	HDKW8322	HDKW8322
KRT800 Teryx 4	14-15	HDKW8137	HDKW8237	HDKW8317	HDKW8317
KRT800 Teryx 4	16-20	HDKW8137	HDKW8237	HDKW8322	HDKW8322
KAF820 Mule PRO-FX	16-20	HDKW8140	HDKW8140	HDKW8320	HDKW8321
KAF820 Mule PRO-FXR	18-20	HDKW8140	HDKW8140	HDKW8320	HDKW8321
KAF820 Mule PRO-FXT	15-20	HDKW8140	HDKW8140	HDKW8320	HDKW8321
KAF1000 Mule PRO-DX	16-18	HDKW8140	HDKW8140	HDKW8320	HDKW8321
KAF1000 Mule PRO-DXT	16-18	HDKW8140	HDKW8140	HDKW8320	HDKW8321

- INDEX
- WIDE OPEN PARTS
- TIRES & WHEELS
- BRAKES
- AIR, OIL & FUEL
- BATTERY & ELECTRICAL
- ENGINE
- BEARINGS
- BUSHINGS
- DRIVELINE
- AXLES**
- BELTS
- CONTROLS
- TOOLS & CHEMICALS
- EXHAUST
- ACCESSORIES

CV axles continue on the next page.





POLARIS						
MODEL	YEARS	8 BALL AXLE				
		FRONT LEFT	FRONT RIGHT	REAR LEFT	REAR RIGHT	
Ranger EV 4x4	13-14			HDPO8343	HDPO8343	
Ranger EV 4x4	15-20	HDPO8331	HDPO8331	HDPO8343	HDPO8343	
Ranger EV LIION	16-18	HDPO8331	HDPO8331	HDPO8343	HDPO8343	
325 Ace	15-16	HDPO8379	HDPO8379			
325 Ace HD	2015	HDPO8379	HDPO8379			
325 Hawkeye 2x4	2015			HDPO8377	HDPO8377	
325 Ranger ETX	15-16	HDPO8331	HDPO8331			
325 Sportsman ETX	2015	HDPO8321	HDPO8321	HDPO8377	HDPO8377	
335 Sportsman	2000			HDPO8302	HDPO8302	
400 Hawkeye HO 2x4	11-14			HDPO8329	HDPO8329	
400 Ranger 4x4	10-14	HDPO8314	HDPO8314	HDPO8343	HDPO8343	
400 Sportsman 4x4	01-02			HDPO8302	HDPO8302	
400 Sportsman 4x4	03-04			HDPO8301	HDPO8301	
400 Sportsman 4x4	2005	HDPO8305	HDPO8305	HDPO8301	HDPO8301	
400 Sportsman HO 4x4	11-12	HDPO8326	HDPO8326	HDPO8329	HDPO8329	
400 Sportsman HO 4x4	13-14	HDPO8321	HDPO8321	HDPO8329	HDPO8329	
450 Sportsman	2006			HDPO8329	HDPO8329	
450 Sportsman	2007	HDPO8326	HDPO8326	HDPO8329	HDPO8329	
450 Sportsman HO	16-17	HDPO8321	HDPO8321	HDPO8377	HDPO8377	
450 Sportsman HO	18-20	HDPO8362	HDPO8362	HDPO8377	HDPO8377	
500 Ace	17-19	HDPO8379	HDPO8379			
500 Ranger 2x4 Built After 8/28/06	2007			HDPO8327	HDPO8328	
500 Ranger 2x4	18-19			HDPO8375	HDPO8375	
500 Ranger 4x4	2006	HDPO8309	HDPO8309			
500 Ranger 4x4 Built Before 8/28/06	2007	HDPO8309	HDPO8309			
500 Ranger 4x4 Built After 8/28/06	2007	HDPO8309	HDPO8309	HDPO8327	HDPO8328	
500 Ranger 4x4 EFI	2006	HDPO8309	HDPO8309			
500 Ranger 4x4 EFI Built Before 8/28/06	2007	HDPO8309	HDPO8309			
500 Ranger 4x4 EFI Built After 8/28/06	2007	HDPO8309	HDPO8309	HDPO8327	HDPO8328	
500 Ranger 4x4 EFI	2008	HDPO8308	HDPO8308	HDPO8327	HDPO8328	
500 Ranger 4x4 EFI	2009	HDPO8311	HDPO8311	HDPO8327	HDPO8328	
500 Ranger 4x4 EFI	2010	HDPO8311	HDPO8311	HDPO8334	HDPO8334	
500 Ranger 4x4 EFI	11-13	HDPO8314	HDPO8314	HDPO8343	HDPO8343	
500 Ranger 4x4 EFI	19-20	HDPO8331	HDPO8331	HDPO8401	HDPO8401	
500 Ranger 4x4 EFI Crew	11-13	HDPO8314	HDPO8314	HDPO8343	HDPO8343	
500 Ranger ETX	2017	HDPO8331	HDPO8331			
500 Sportsman 4x4	99-00			HDPO8302	HDPO8302	
500 Sportsman 4x4 HO	01-02			HDPO8302	HDPO8302	
500 Sportsman 4x4 HO	03-04			HDPO8301	HDPO8301	
500 Sportsman 4x4 HO	2005	HDPO8305	HDPO8305	HDPO8301	HDPO8301	
500 Sportsman 4x4 HO	2006			HDPO8329	HDPO8329	
500 Sportsman 4x4 HO	07-12	HDPO8326	HDPO8326	HDPO8329	HDPO8329	
500 Sportsman 4x4 HO	2013	HDPO8321	HDPO8321	HDPO8329	HDPO8329	
500 Sportsman X2	06-09	HDPO8326	HDPO8326	HDPO8355	HDPO8355	
500 Sportsman Touring	08-10	HDPO8326	HDPO8326	HDPO8355	HDPO8355	
500 Sportsman Touring	11-12	HDPO8326	HDPO8326			
500 Sportsman Touring	2013	HDPO8321	HDPO8321			
500 Worker 4x4	1999			HDPO8302	HDPO8302	
550 Sportsman XP	2009	HDPO8312	HDPO8312			
550 Sportsman XP	10-14	HDPO8312	HDPO8312	HDPO8342	HDPO8342	
550 Sportsman X2	10-14	HDPO8312	HDPO8312	HDPO8342	HDPO8342	
550 Sportsman Touring	10-14	HDPO8312	HDPO8312	HDPO8342	HDPO8342	
Ace 570	15-17	HDPO8379	HDPO8379			
Ace 570 HD	15-19	HDPO8379	HDPO8379			
Ace 570 MD	2016	HDPO8379	HDPO8379			
570 Ranger Midsize	2014	HDPO8314	HDPO8314	HDPO8375	HDPO8375	

CV axles continue on the next page.



POLARIS					
MODEL	YEARS	8 BALL AXLE			
		FRONT LEFT	FRONT RIGHT	REAR LEFT	REAR RIGHT
570 Ranger Midsize	15-18	HDPO8331	HDPO8331	HDPO8375	HDPO8375
570 Ranger Midsize	19-20	HDPO8331	HDPO8331	HDPO8401	HDPO8401
570 Ranger Midsize Crew	2014	HDPO8314	HDPO8314	HDPO8375	HDPO8375
570 Ranger Midsize Crew	15-18	HDPO8331	HDPO8331	HDPO8375	HDPO8375
570 Ranger Midsize Crew	19-20	HDPO8331	HDPO8331	HDPO8401	HDPO8401
570 Ranger Full Size	15-16	HDPO8307	HDPO8307	HDPO8397	HDPO8397
570 Ranger Full Size	17-18	HDPO8378	HDPO8378	HDPO8375	HDPO8375
570 Ranger Full Size	19-20	HDPO8378	HDPO8378	HDPO8401	HDPO8401
570 Ranger Full Size Crew	15-16	HDPO8307	HDPO8307	HDPO8397	HDPO8397
570 Ranger Full Size With Strut	2016	HDPO8378	HDPO8378	HDPO8375	HDPO8375
570 Ranger HD	2019	HDPO8331	HDPO8331	HDPO8401	HDPO8401
570 Ranger XP	2016	HDPO8307	HDPO8307	HDPO8397	HDPO8397
570-6 Ranger Full Size Crew	16-18	HDPO8378	HDPO8378	HDPO8375	HDPO8375
570-6 Ranger Full Size Crew	19-20	HDPO8378	HDPO8378	HDPO8401	HDPO8401
570 RZR	12-20	HDPO8304	HDPO8304		
570 RZR S	2017	HDPO8307	HDPO8307	HDPO8397	HDPO8397
570 Sportsman EFI	2014	HDPO8321	HDPO8321	HDPO8329	HDPO8329
570 Sportsman EFI	15-17	HDPO8321	HDPO8321	HDPO8377	HDPO8377
570 Sportsman EFI	18-20	HDPO8362	HDPO8362	HDPO8377	HDPO8377
570 Sportsman HD	2014	HDPO8321	HDPO8321	HDPO8329	HDPO8329
570 Sportsman HD	15-17	HDPO8321	HDPO8321	HDPO8377	HDPO8377
570 Sportsman HD	2018	HDPO8362	HDPO8362	HDPO8377	HDPO8377
570 Sportsman SP	15-17	HDPO8321	HDPO8321	HDPO8377	HDPO8377
570 Sportsman SP	18-20	HDPO8362	HDPO8362	HDPO8377	HDPO8377
570 Sportsman X2	15-17	HDPO8321	HDPO8321	HDPO8377	HDPO8377
570 Sportsman X2	18-20	HDPO8362	HDPO8362	HDPO8377	HDPO8377
570 Sportsman 6x6	2017	HDPO8321	HDPO8321		
570 Sportsman 6x6	2018	HDPO8362	HDPO8362		
570 Sportsman 6x6	19-20	HDPO8362	HDPO8362		
570 Sportsman 6x6 (Middle Axles)	19-20	HDPO8377	HDPO8377		
570 Sportsman Touring	2014	HDPO8321	HDPO8321	HDPO8329	HDPO8329
570 Sportsman Touring	15-17	HDPO8321	HDPO8321	HDPO8377	HDPO8377
570 Sportsman Touring	18-20	HDPO8362	HDPO8362	HDPO8377	HDPO8377
600 Sportsman	03-04			HDPO8301	HDPO8301
600 Sportsman	2005	HDPO8305	HDPO8305	HDPO8301	HDPO8301
700 Ranger Built Before 1/15/07	06-07	HDPO8309	HDPO8309		
700 Ranger Built After 1/15/07	07-08	HDPO8309	HDPO8309	HDPO8327	HDPO8328
700 Ranger	2009	HDPO8311	HDPO8311	HDPO8327	HDPO8328
700 Ranger Crew	08-09	HDPO8308	HDPO8308	HDPO8327	HDPO8328
700 Ranger 6x6	06-07	HDPO8309	HDPO8309		
700 Ranger 6x6	08-09	HDPO8308	HDPO8308		
700 Sportsman	03-04			HDPO8301	HDPO8301
700 Sportsman	2005	HDPO8305	HDPO8305	HDPO8301	HDPO8301
700 Sportsman	2006			HDPO8329	HDPO8329
700 Sportsman	2007	HDPO8326	HDPO8326	HDPO8329	HDPO8329
700 Sportsman MV7	2005	HDPO8305	HDPO8305	HDPO8301	HDPO8301
700 Sportsman X2	2008	HDPO8326	HDPO8326	HDPO8355	HDPO8355
800 Ranger	10-14	HDPO8311	HDPO8311	HDPO8334	HDPO8334
800 Ranger Crew	10-14	HDPO8311	HDPO8311	HDPO8334	HDPO8334
800 Ranger Midsize	13-14	HDPO8314	HDPO8314	HDPO8343	HDPO8343
800 Ranger 6x6	10-16	HDPO8311	HDPO8311	HDPO8327	HDPO8328
800 RZR	08-14	HDPO8304	HDPO8304	HDPO8372	HDPO8372
800 RZR 4	10-14	HDPO8307	HDPO8307	HDPO8338	HDPO8338
800 RZR S	09-14	HDPO8307	HDPO8307	HDPO8338	HDPO8338
800 Sportsman	2005	HDPO8305	HDPO8305	HDPO8301	HDPO8301
800 Sportsman Built After 9/05/05	2006	HDPO8305	HDPO8305	HDPO8329	HDPO8329
800 Sportsman Built Before 9/05/05	2006			HDPO8329	HDPO8329

INDEX

WIDE OPEN PARTS

TIRES & WHEELS

BRAKES

AIR, OIL & FUEL

BATTERY & ELECTRICAL

ENGINE

BEARINGS

BUSHINGS

DRIVELINE

AXLES

BELTS

CONTROLS

TOOLS & CHEMICALS

EXHAUST

ACCESSORIES

CV axles continue on the next page.





POLARIS						
MODEL	8 BALL AXLE	8 BALL AXLE		REAR LEFT	REAR RIGHT	
		FRONT LEFT	FRONT RIGHT			
INDEX	800 Sportsman	07-12	HDPO8326	HDPO8326	HDPO8329	HDPO8329
	800 Sportsman	13-14	HDPO8321	HDPO8321	HDPO8329	HDPO8329
	800 Sportsman X2	07-09	HDPO8326	HDPO8326	HDPO8355	HDPO8355
WIDE OPEN PARTS	800 Sportsman 6x6	09-10	HDPO8326	HDPO8326	HDPO8329	HDPO8329
	800 Sportsman 6x6 (Middle Axles)	09-10	HDPO8329	HDPO8329		
	800 Sportsman 6x6	11-12	HDPO8326	HDPO8326		
TIRES & WHEELS	800 Sportsman 6x6	13-14	HDPO8321	HDPO8321		
	800 Sportsman Touring	08-09	HDPO8326	HDPO8326	HDPO8355	HDPO8355
BRAKES	850 Scrambler	13-15	HDPO8312	HDPO8312	HDPO8342	HDPO8342
	850 Scrambler	16-20	HDPO8333	HDPO8333	HDPO8342	HDPO8342
	850 Sportsman X2	2011	HDPO8312	HDPO8312	HDPO8342	HDPO8342
AIR, OIL & FUEL	850 Sportsman XP	2009	HDPO8312	HDPO8312		
	850 Sportsman XP	10-15	HDPO8312	HDPO8312	HDPO8342	HDPO8342
	850 Sportsman SP	2015	HDPO8312	HDPO8312	HDPO8342	HDPO8342
BATTERY & ELECTRICAL	850 Sportsman SP	16-18	HDPO8333	HDPO8333	HDPO8342	HDPO8342
	850 Sportsman High Lifter	16-20	HDPO8333	HDPO8333	HDPO8342	HDPO8342
	850 Sportsman WV	2014	HDPO8312	HDPO8312	HDPO8342	HDPO8342
ENGINE	850 Sportsman Touring	10-15	HDPO8312	HDPO8312	HDPO8342	HDPO8342
	850 Sportsman Touring	16-20	HDPO8333	HDPO8333	HDPO8342	HDPO8342
BEARINGS	900 Ace EFI EPS	2016	HDPO8379	HDPO8379		
	900 Ace EPS XC	17-19	HDPO8360	HDPO8360	HDPO8397	HDPO8397
	900 Brutus HD	13-15	HDPO8307	HDPO8307		
BUSHINGS	900 Ranger XP	13-18	HDPO8307	HDPO8307	HDPO8397	HDPO8397
	900 Ranger XP	2019	HDPO8307	HDPO8307	HDPO8400	HDPO8400
DRIVELINE	900 Ranger XP Crew	14-18	HDPO8307	HDPO8307	HDPO8397	HDPO8397
	900 Ranger XP Crew	2019	HDPO8307	HDPO8307	HDPO8400	HDPO8400
	900 Ranger XP High Lifter	2016			HDPO8397	HDPO8397
AXLES	900 Ranger Diesel	11-14	HDPO8318	HDPO8318		
	900 Ranger Diesel Crew	12-14	HDPO8318	HDPO8318		
	900 Ranger HIPPO	2014	HDPO8318	HDPO8318		
BELTS	900 Ranger Diesel HST/Deluxe	2014	HDPO8307	HDPO8307		
	900 RZR	11-14	HDPO8313	HDPO8313	HDPO8340	HDPO8340
CONTROLS	900 RZR	15-17	HDPO8325	HDPO8325	HDPO8380	HDPO8380
	900 RZR 4	12-14	HDPO8313	HDPO8313	HDPO8340	HDPO8340
	900 RZR 4	15-18	HDPO8330	HDPO8330	HDPO8381	HDPO8381
TOOLS & CHEMICALS	900 RZR S	15-19	HDPO8330	HDPO8330	HDPO8381	HDPO8381
	900 RZR S	2020	HDPO8330	HDPO8330	HDPO8381	HDPO8381
EXHAUST	925 RZR XP Turbo	16-19	HDPO8332	HDPO8332	HDPO8339	HDPO8339
	925 RZR XP Turbo	2020	HDPO8332	HDPO8332	HDPO8374	HDPO8374
	925 RZR XP Turbo 4	16-19	HDPO8332	HDPO8332	HDPO8339	HDPO8339
	925 RZR XP Turbo 4	2020	HDPO8332	HDPO8332	HDPO8374	HDPO8374
	925 RZR XP Turbo S	18-20	HDPO8399	HDPO8399	HDPO8398	HDPO8398
	925 RZR XP Turbo S4	19-20	HDPO8399	HDPO8399	HDPO8398	HDPO8398
	925 RZR XP Turbo S Velocity	2020	HDPO8399	HDPO8399	HDPO8398	HDPO8398
	925 RZR XP Turbo S4 Velocity	2020	HDPO8399	HDPO8399	HDPO8398	HDPO8398
	925 RZR Pro XP	2020	HDPO8104	HDPO8104		
	925 RZR Pro XP 4	2020	HDPO8104	HDPO8104		
ACCESSORIES	1000 General EPS	16-19	HDPO8330	HDPO8330	HDPO8381	HDPO8381
	1000 General EPS Deluxe	19-20	HDPO8330	HDPO8330	HDPO8381	HDPO8381
	1000 General EPS Premium	19-20	HDPO8330	HDPO8330	HDPO8381	HDPO8381
	1000 General EPS Sport	2020	HDPO8330	HDPO8330	HDPO8381	HDPO8381
	1000 General XP EPS	2020	HDPO8101	HDPO8101	HDPO8403	HDPO8403
	1000 General 4 EPS	18-20	HDPO8330	HDPO8330	HDPO8381	HDPO8381
	1000 General 4 EPS	2017	HDPO8330	HDPO8330	HDPO8381	HDPO8381
	1000 General XP 4 EPS Deluxe	2020	HDPO8330	HDPO8330	HDPO8381	HDPO8381
	1000 Ranger EPS	2020	HDPO8307	HDPO8307	HDPO8400	HDPO8400
	1000 Ranger EPS BASE	2018	HDPO8307	HDPO8307	HDPO8397	HDPO8397

CV axles continue on the next page.



POLARIS					
MODEL	YEARS	8 BALL AXLE			
		FRONT LEFT	FRONT RIGHT	REAR LEFT	REAR RIGHT
1000 Ranger EPS BASE	2019	HDPO8307	HDPO8307	HDPO8400	HDPO8400
1000 Ranger EPS Crew	2020	HDPO8307	HDPO8307	HDPO8400	HDPO8400
1000 Ranger EPS Full Size	2020	HDPO8307	HDPO8307	HDPO8400	HDPO8400
1000 Ranger EPS Full Size Crew	2020	HDPO8307	HDPO8307	HDPO8400	HDPO8400
1000 Ranger EPS HD MD	2019	HDPO8307	HDPO8307	HDPO8397	HDPO8397
1000 Ranger XP	2017	HDPO8307	HDPO8307	HDPO8397	HDPO8397
1000 Ranger XP Crew	2017	HDPO8307	HDPO8307	HDPO8397	HDPO8397
1000 Ranger XP EPS	2017	HDPO8307	HDPO8307	HDPO8397	HDPO8397
1000 Ranger XP EPS	2020	HDPO8307	HDPO8307	HDPO8400	HDPO8400
1000 Ranger XP EPS Crew	2017	HDPO8307	HDPO8307	HDPO8397	HDPO8397
1000 Ranger XP EPS Crew	2020	HDPO8307	HDPO8307	HDPO8400	HDPO8400
1000 Ranger XP EPS Crew Built After 7/01/18	2019	HDPO8307	HDPO8307	HDPO8400	HDPO8400
1000 Ranger XP EPS Crew Built Before 7/01/18	2019	HDPO8307	HDPO8307	HDPO8397	HDPO8397
1000 Ranger XP EPS NSTR	2020	HDPO8307	HDPO8307	HDPO8400	HDPO8400
1000 Ranger XP EPS NSTR Crew	2018	HDPO8307	HDPO8307	HDPO8397	HDPO8397
1000 Ranger XP EPS NSTR Crew	19-20	HDPO8307	HDPO8307	HDPO8400	HDPO8400
1000 Ranger XP EPS Texas Edition Crew	2020	HDPO8307	HDPO8307	HDPO8400	HDPO8400
1000 Ranger XP High Lifter	2017			HDPO8397	HDPO8397
1000 Ranger XP High Lifter Crew	2017			HDPO8397	HDPO8397
1000 Ranger XP Hunter	2017	HDPO8307	HDPO8307	HDPO8397	HDPO8397
1000 Ranger XP Hunter Crew	2017	HDPO8307	HDPO8307	HDPO8397	HDPO8397
1000 Ranger XP NSTR	2017	HDPO8307	HDPO8307	HDPO8397	HDPO8397
1000 Ranger XP NSTR Crew	2017	HDPO8307	HDPO8307	HDPO8397	HDPO8397
1000 Ranger HST	15-16	HDPO8307	HDPO8307		
1000 Ranger Diesel	15-18	HDPO8307	HDPO8307	HDPO8397	HDPO8397
1000 Ranger Diesel Crew	15-18	HDPO8307	HDPO8307	HDPO8397	HDPO8397
1000 RZR RS1	18-20	HDPO8332	HDPO8332	HDPO8339	HDPO8339
1000 RZR XP	14-15	HDPO8323	HDPO8323	HDPO8374	HDPO8374
1000 RZR XP	2016	HDPO8323	HDPO8323	HDPO8339	HDPO8339
1000 RZR XP	17-19	HDPO8335	HDPO8335	HDPO8339	HDPO8339
1000 RZR XP	2020	HDPO8323	HDPO8323	HDPO8404	HDPO8404
1000 RZR XP High Lifter	2016	HDPO8335	HDPO8335	HDPO8339	HDPO8339
1000 RZR XP High Lifter	17-19	HDPO8332	HDPO8332	HDPO8339	HDPO8339
1000 RZR XP High Lifter	2020	HDPO8332	HDPO8332	HDPO8404	HDPO8404
1000 RZR XP Trails & Rocks	17-19	HDPO8332	HDPO8332	HDPO8339	HDPO8339
1000 RZR XP Trails & Rocks	2020	HDPO8332	HDPO8332	HDPO8404	HDPO8404
1000 RZR XP 4	14-15	HDPO8323	HDPO8323	HDPO8374	HDPO8374
1000 RZR XP 4	2016	HDPO8323	HDPO8323	HDPO8339	HDPO8339
1000 RZR XP 4	17-19	HDPO8335	HDPO8335	HDPO8339	HDPO8339
1000 RZR XP 4	2020	HDPO8323	HDPO8323	HDPO8404	HDPO8404
1000 RZR XP 4 High Lifter	17-19	HDPO8332	HDPO8332	HDPO8339	HDPO8339
1000 RZR XP 4 High Lifter	2020	HDPO8332	HDPO8332	HDPO8404	HDPO8404
1000 RZR S	16-20	HDPO8330	HDPO8330	HDPO8381	HDPO8381
1000 RZR S4	19-20	HDPO8330	HDPO8330	HDPO8381	HDPO8381
1000 Scrambler MD	2015	HDPO8312	HDPO8312	HDPO8342	HDPO8342
1000 Scrambler MD Built After 2/16/16	2016	HDPO8333	HDPO8333	HDPO8342	HDPO8342
1000 Scrambler MD Built Before 2/15/16	2016	HDPO8312	HDPO8312	HDPO8342	HDPO8342
1000 Scrambler MD	2017	HDPO8333	HDPO8333	HDPO8342	HDPO8342
1000 Scrambler XP	14-15	HDPO8312	HDPO8312	HDPO8342	HDPO8342
1000 Scrambler XP	16-18	HDPO8333	HDPO8333	HDPO8342	HDPO8342
1000 Sportsman High Lifter	16-20	HDPO8333	HDPO8333	HDPO8342	HDPO8342
1000 Sportsman MD	2015	HDPO8312	HDPO8312	HDPO8342	HDPO8342
1000 Sportsman MD Built After 2/16/16	2016	HDPO8333	HDPO8333	HDPO8342	HDPO8342
1000 Sportsman MD Built Before 2/15/16	2016	HDPO8312	HDPO8312	HDPO8342	HDPO8342

INDEX

WIDE OPEN PARTS

TIRES & WHEELS

BRAKES

AIR, OIL & FUEL

BATTERY & ELECTRICAL

ENGINE

BEARINGS

BUSHINGS

DRIVELINE

AXLES

BELTS

CONTROLS

TOOLS & CHEMICALS

EXHAUST

ACCESSORIES

CV axles continue on the next page.





POLARIS

MODEL	YEARS	8 BALL AXLE			
		FRONT LEFT	FRONT RIGHT	REAR LEFT	REAR RIGHT
1000 Sportsman XP	2015	HDPO8312	HDPO8312	HDPO8342	HDPO8342
1000 Sportsman XP	16-18	HDPO8333	HDPO8333	HDPO8342	HDPO8342
1000 Sportsman Touring	2015	HDPO8312	HDPO8312	HDPO8342	HDPO8342
1000 Sportsman Touring	16-20	HDPO8333	HDPO8333	HDPO8342	HDPO8342

SUZUKI

MODEL	8 BALL AXLE	6 BALL AXLE			
		FRONT LEFT	FRONT RIGHT	REAR LEFT	REAR RIGHT
LTA450X King Quad	2007 - 2010	HDSK8300	HDSK8300	HDSK8320	HDSK8320
LTA500X	2011 - 2018	HDSK8300	HDSK8300	HDSK8320	HDSK8320
LTA500X	2019 - 2020	HDSK8303	HDSK8303	HDSK8320	HDSK8320
LTA500XP Power Steering	2011 - 2020	HDSK8303	HDSK8303	HDSK8320	HDSK8320
LTA700X King Quad	2006 - 2007	SEE NOTE E	SEE NOTE E	HDSK8320	HDSK8320
LTA750X King Quad	2008 - 2018	HDSK8300	HDSK8300	HDSK8320	HDSK8320
LTA750X King Quad	2019 - 2020	HDSK8303	HDSK8303	HDSK8320	HDSK8320
LTA750XP King Quad Power Steering	2009 - 2020	HDSK8303	HDSK8303	HDSK8320	HDSK8320

YAMAHA

MODEL	YEARS	6 BALL AXLE			
		FRONT LEFT	FRONT RIGHT	REAR LEFT	REAR RIGHT
YFM350 Grizzly IRS	07-11			HDYA8313	HDYA8313
YFM400 Grizzly IRS	07-08			HDYA8313	HDYA8313
YFM400 Kodiak 4WD	05-06			HDYA8313	HDYA8313
YFM450 Grizzly EPS	11-14			HDYA8336	HDYA8336
YFM450 Grizzly IRS	07-10			HDYA8313	HDYA8313
YFM450 Grizzly IRS	11-14			HDYA8336	HDYA8336
YFM450 Kodiak	05-06			HDYA8313	HDYA8313
YXR450 Rhino	06-09			HDYA8322	HDYA8323
YFM550 Grizzly	09-14	HDYA8300	HDYA8300	HDYA8331	HDYA8331
YFM660 Grizzly	03-08			HDYA8301	HDYA8302
YXR660 Rhino	06-07			HDYA8322	HDYA8323
YFM700 Grizzly	07-13	HDYA8300	HDYA8300	HDYA8331	HDYA8331
YFM700 Grizzly	14-15	HDYA8316	HDYA8316	HDYA8346	HDYA8346
YFM700 Kodiak	2016	HDYA8300	HDYA8300		
YXR700 Rhino	08-13	HDYA8319	HDYA8319	HDYA8322	HDYA8330
YXE700 Wolverine	16-18	HDYA8305	HDYA8305	HDYA8355	HDYA8355
YXE700 Wolverine EPS	16-18	HDYA8305	HDYA8305	HDYA8355	HDYA8355
YXM700 Viking	14-20	HDYA8305	HDYA8305	HDYA8355	HDYA8355
YXC700 Viking VI EPS	15-20	HDYA8305	HDYA8305	HDYA8355	HDYA8355
YXE850 Wolverine X2	2019			HDYA8326	HDYA8326
YXF850 Wolverine X4	18-19			HDYA8326	HDYA8326
YXZ1000R EPS	16-20	HDYA8318	HDYA8318	HDYA8358	HDYA8358

Solid Rear Axles

These heavy duty axles are two times the strength of a stock axle.



AX1300W



AX1500W

HONDA		
MODEL	YEAR	PART #
TRX250 Fourtrax	85-87	AX2500W
TRX250 Recon	97-21	AX0250*
TRX250EX/X	01-21	AX0251W
TRX300 Fourtrax	88-92	AX300KIT
TRX300 Fourtrax	93-00	AX1300W
TRX350 Rancher	00-06	AX1350W
TRX400EX/X	99-14	AX2400W
TRX400 Foreman	95-03	AX1400W
TRX400 Rancher AT	04-07	AX1350W
TRX420 Rancher	07-13	AX1420W
TRX420 Rancher	14-21	AX1421*
TRX450 Foreman	98-04	AX1450W
TRX450R	04-14	AX1169
TRX500 Foreman	05-11	AX1500W
TRX500 Foreman	12-13	AX1501*
TRX500 Foreman	14-19	AX1421*
TRX500 Rubicon	01-11	AX1500W
TRX500 Rubicon	12-14	AX1501*
TRX520 Foreman	20-21	AX1421*

KEY

* This is an original Honda® axle

SUZUKI		
MODEL	YEAR	PART #
LT230S Quad Sport	87-88	AX1136
LT250S Quad Sport	87-96	AX1135
LT250R Quad Racer	88-92	AX1134
LTF250 Ozark	02-12	AX2001

YAMAHA		
MODEL	YEAR	PART #
YFM250 Timberwolf	92-02	AX1152W
YFM350 Big Bear	87-95	AX2000
YFM350 Big Bear 4WD	96	AX2002
YFM350 Big Bear 4WD	97-99	AX1150H
YFM350 Big Bear 2WD	96-98	AX2002
YFM350 Bruin	04-06	AX2006
YFM350 Grizzly	07-10	AX2006
YFM350 Wolverine	95-05	AX2003
YFM350 Wolverine	06-09	AX2006
YFM400 Big Bear	00-06	AX2005W
YFM400 Kodiak	93-98	AX2002
YFM400 Kodiak	99	AX1150H
YFM400 Kodiak	00-02	AX2004
YFM400 Kodiak	03-04	AX2006

Wide Open Axle Nuts



Part #AN300W 18mm Castle Nut

OE# 90304-HM5-A80 / 90304-HA7-670 / 90304-HB5-000 / 90305-HA8-000 / 90304-HM5-A80

Fits many 200D, 250TM, 300FW, 350TM, 400EX, 420TM, 450R, models



Part #AN450W 20mm Castle Nut

OE# 90304-HM7-000 / 90304-HM7-A10

Fits many 250, 350, 400FW, 420, 450, 500, 650, 680, 1000 models



INDEX

WIDE OPEN PARTS

TIRES & WHEELS

BRAKES

AIR, OIL & FUEL

BATTERY & ELECTRICAL

ENGINE

BEARINGS

BUSHINGS

DRIVELINE

AXLES

BELTS

CONTROLS

TOOLS & CHEMICALS

EXHAUST

ACCESSORIES



4 Bolt Cast Hub
4 on 110mm, 24 spline
Part #HU300W



4 Bolt Cast Hub
4 on 130mm; 24 spline
Part #HU301



Right Rear OEM Hub
Part #HU350



Right Rear Hub
4 on 130mm, 24 spline
Part #HU450W



Left Rear Hub
Part #HU451W



4 Bolt Cast Hub
4 on 110mm, 24 spline
Part #HU501

Front L/R OEM Hub
Part #HU500

Left Rear OEM Hub
Part #HU505

Right Rear OEM Hub
Part #HU506

Left Front OEM Hub
Part #HU507

HONDA

MODEL	YEAR	LEFT FRONT	RIGHT FRONT	LEFT REAR	RIGHT REAR
ATC110	82-85			HU301	HU301
ATC125M	84-85			HU301	HU301
ATC185S	82-83			HU301	HU301
ATC200S	84-86			HU301	HU301
ATC200X	83-85			HU501W	HU501W
TRX200	90-98			HU501W	HU501W
TRX200SX	86-88			HU501W	HU501W
ATC250R	1982			HU301	HU301
ATC250R	83-84			HU501W	HU501W
TRX250 Recon	97-21			HU501W	HU501W
FL250 Odyssey	82-84			HU301	HU301
TRX300/FW Fourtrax	88-92			HU501W	HU501W
TRX300/FW Fourtrax	93-00			HU300W	HU300W
TRX350 Rancher 2x4	00-06			HU451W	HU450W
TRX350 Rancher 4x4	00-06	FH350	FH350	HU451W	HU450W
TRX400 Foreman 4X4	95-03	FH400	FH400	HU451W	HU450W
TRX400 Rancher 4X4	04-07	FH401	FH401	HU451W	HU450W
TRX420 Rancher SRA	07-13	FH420	FH420	HU501W	HU501W
TRX420 Rancher SRA	14-21	FH422	FH422	HU502	HU503
TRX420 Rancher IRS	09-14	FH421	FH421	HU504	HU504
TRX420 Rancher IRS	15-21	FH422	FH422	HU504	HU504
TRX450 Foreman 4X4	98-04	FH450	FH450	HU451W	HU450W
TRX500 Foreman 4x4	05-06	HU500	HU500	HU451W	HU450W
TRX500 Foreman 4x4	07-11	HU507	HU507	HU451W	HU450W
TRX500 Foreman 4x4	12-13	FH500	FH500	HU451W	HU450W
TRX500 Foreman 4x4	14-19	FH422	FH422	HU502	HU503
TRX500 Rubicon 4X4	01-14	FH501	FH501	HU451W	HU450W
TRX500 Rubicon 4X4	05-11	FH502	FH502	HU451W	HU450W
TRX500 Rubicon 4X4	12-14	HU507	HU507	HU451W	HU450W
TRX500 Rubicon 4X4	15-19	FH422	FH422	HU504	HU504
TRX520 Foreman 4x4	20-21	FH422	FH422	HU502	HU503
TRX520 Rubicon 4X4	20-21	FH422	FH422	HU504	HU504
TRX650 Rincon	03-05	FH502	FH502		
TRX680 Rincon	06-21	FH502	FH502		



INDEX

WIDE OPEN PARTS

TIRES & WHEELS

BRAKES

AIR, OIL & FUEL

BATTERY & ELECTRICAL

ENGINE

BEARINGS

BUSHINGS

DRIVELINE

AXLES

BELTS

CONTROLS

TOOLS & CHEMICALS

EXHAUST

ACCESSORIES



Replacement CV Boots



ARCTIC CAT										
MODEL	YEAR	CV BOOT KIT				UNIVERSAL QUICK BOOT	UNIVERSAL QUICK BOOT XL	UNIVERSAL FAST BOOT	UNIVERSAL EZ BOOT	
		FRONT INNER	FRONT OUTER	REAR INNER	REAR OUTER					
250 2x4	99-05			CV9506	CV9506	QB100		EZBOOT		
250 4x4	01-05	CV9506	CV9506	CV9506	CV9506	QB100		EZBOOT		
300 2x4	98-04			CV9506	CV9506	QB100		EZBOOT		
300 4x4	98-05	CV9506	CV9506	CV9506	CV9506	QB100		EZBOOT		
350 CR	2012	CV9510	CV9530	CV9510	CV9530	QB100		EZBOOT		
350 Utility 4x4	2011	CV9510	CV9530	CV9510	CV9530	QB100		EZBOOT		
366 FIS w/AT	08-11	CV9510	CV9530	CV9510	CV9530	QB100		EZBOOT		
375 4x4 w/AT	2002	CV9506	CV9506			QB100		EZBOOT		
400 Alterra	16-17	CV9510	CV9530	CV9510	CV9530	QB100		EZBOOT		
400 4x4	98-00	CV9506	CV9506			QB100		EZBOOT		
400 4x4	14-15	CV9510	CV9530	CV9510	CV9530	QB100		EZBOOT		
400 4x4 w/AT	03-04	CV9506	CV9506			QB100		EZBOOT		
400 4x4 w/MT	01-04	CV9506	CV9506			QB100		EZBOOT		
400 FIS 2x4 w/AT	03-04			CV9506	CV9506	QB100		EZBOOT		
400 FIS 2x4 w/MT	03-04			CV9506	CV9506	QB100		EZBOOT		
400 FIS 4x4 TRV	09-14	CV9506	CV9506	CV9506	CV9506	QB100		EZBOOT		
400 FIS 4x4 w/AT	03-08	CV9506	CV9506	CV9506	CV9506	QB100		EZBOOT		
400 FIS 4x4 w/AT	13-15	CV9510	CV9530	CV9510	CV9530	QB100		EZBOOT		
400 FIS 4x4 w/MT	02-08	CV9506	CV9506	CV9506	CV9506	QB100		EZBOOT		
400 TBX 4x4	04-06	CV9506	CV9506	CV9506	CV9506	QB100		EZBOOT		
400 VP 4x4	05-06	CV9506	CV9506			QB100		EZBOOT		
425 4x4	11-12	CV9510	CV9530	CV9510	CV9530	QB100	QB300	EZBOOT	EZ5039	
450 Alterra	16-17	CV9510	CV9530	CV9510	CV9530	QB100	QB300	EZBOOT	EZ5039	
450 H1	10-11	CV9506	CV9506	CV9506	CV9506	QB100	QB300	EZBOOT	EZ5039	
450 TRV	2012	CV9506	CV9506	CV9506	CV9506	QB100	QB300	EZBOOT	EZ5039	
450i EFI	2012	CV9506	CV9506	CV9506	CV9506	QB100	QB300	EZBOOT	EZ5039	
450 4x4	14-15	CV9510	CV9530	CV9510	CV9530	QB100	QB300	EZBOOT	EZ5039	
450i TRV EFI	11-12	CV9506	CV9506	CV9506	CV9506	QB100	QB300	EZBOOT	EZ5039	
450XC 4x4	11-12	CV9510	CV9530	CV9506	CV9530	QB100	QB300	EZBOOT	EZ5039	
450XC 4x4	13-15	CV9510	CV9530	CV9510	CV9530	QB100	QB300	EZBOOT	EZ5039	
454 4x4	96-98	CV9510				QB100		EZBOOT		
500 Alterra	2016	CV9506	CV9506	CV9506	CV9506	QB100	QB300	EZBOOT	EZ5039	
500 Alterra	17-18	CV9510	CV9530	CV9510	CV9530	QB100	QB300	EZBOOT	EZ5039	
500 4x4	98-99	CV9506	CV9506							
500 4x4 w/AT	00-02	CV9506	CV9506							
500 4x4 w/MT	00-01	CV9506	CV9506							
500 EFI 4x4 A/T	2013	CV9506	CV9506	CV9506	CV9506	QB100	QB300	EZBOOT	EZ5039	
500 FIS 4x4 w/AT	02-09	CV9506	CV9506	CV9506	CV9506	QB100	QB300	EZBOOT	EZ5039	
500 FIS 4x4 w/MT	02-09	CV9506	CV9506	CV9506	CV9506	QB100	QB300	EZBOOT	EZ5039	
500 FIS TBX 4x4	02-06	CV9506	CV9506	CV9506	CV9506	QB100	QB300	EZBOOT	EZ5039	
500 FIS TRV 4x4	03-08	CV9506	CV9506	CV9506	CV9506	QB100	QB300	EZBOOT	EZ5039	

CV boots continue on the next page.

INDEX

WIDE OPEN PARTS

TIRES & WHEELS

BRAKES

AIR, OIL & FUEL

BATTERY & ELECTRICAL

ENGINE

BEARINGS

BUSHINGS

DRIVELINE

AXLES

BELTS

CONTROLS

TOOLS & CHEMICALS

EXHAUST

ACCESSORIES



ARCTIC CAT

MODEL	YEAR	CV BOOT KIT				UNIVERSAL QUICK BOOT	UNIVERSAL QUICK BOOT XL	UNIVERSAL FAST BOOT	UNIVERSAL EZ BOOT
		FRONT INNER	FRONT OUTER	REAR INNER	REAR OUTER				
500 TRV	13-15	CV9506	CV9506	CV9506	CV9506	QB100	QB300	EZBOOT	EZ5039
500 EFI XT	2013	CV9506	CV9506	CV9506	CV9506	QB100	QB300	EZBOOT	EZ5039
500 EFI 4x4 w/AT	14-15	CV9506	CV9506	CV9506	CV9506	QB100	QB300	EZBOOT	EZ5039
500 Prowler HDX	14-15	CV9506	CV9506	CV9506	CV9506	QB100	QB300	EZBOOT	EZ5039
500 Prowler HDX	2017	CV9506	CV9506	CV9506	CV9506	QB100	QB300	EZBOOT	EZ5039
500 Prowler	2017	CV9510	CV9530	CV9511	CV9511	QB100	QB300	EZBOOT	EZ5039
500 XR	14-15	CV9506	CV9506	CV9506	CV9506	QB100	QB300	EZBOOT	EZ5039
550 Alterra	2016	CV9506	CV9506	CV9506	CV9506	QB100	QB300	EZBOOT	EZ5039
550 EFI 4X4	09-16	CV9506	CV9506	CV9506	CV9506	QB100	QB300	EZBOOT	EZ5039
550 Prowler	09-13	CV9506	CV9506	CV9506	CV9506	QB100	QB300	EZBOOT	EZ5039
570 Alterra	19-20	CV9506	CV9506	CV9506	CV9506	QB100	QB300	EZBOOT	EZ5039
650 4x4 H1	05-11	CV9506	CV9506	CV9506	CV9506	QB100	QB300	EZBOOT	EZ5039
650 4x4 H1 Mud Pro	2010	CV9506	CV9506	CV9506	CV9506	QB100	QB300	EZBOOT	EZ5039
650 4x4 H1 Mud Pro	2011	CV9524	CV9524	CV9524	CV9524	QB100	QB300	EZBOOT	EZ5039
650 4x4 w/AT V2	04-06	CV9506	CV9506	CV9506	CV9506	QB100	QB300	EZBOOT	EZ5039
650 Prowler XT	06-09	CV9506	CV9506	CV9506	CV9506	QB100	QB300	EZBOOT	EZ5039
650i 4x4	2012	CV9506	CV9506	CV9506	CV9506	QB100	QB300	EZBOOT	EZ5039
700 EFI	07-14	CV9506	CV9506	CV9506	CV9506	QB100	QB300	EZBOOT	EZ5039
700 MudPro	09-10	CV9506	CV9506	CV9506	CV9506	QB100	QB300	EZBOOT	EZ5039
700 MudPro	11-17	CV9524	CV9524	CV9524	CV9524	QB100	QB300	EZBOOT	EZ5039
700 TBX	10-17	CV9506	CV9506	CV9506	CV9506	QB100	QB300	EZBOOT	EZ5039
700 TRV	08-15	CV9506	CV9506	CV9506	CV9506	QB100	QB300	EZBOOT	EZ5039
700 TRV	2016	CV9524	CV9524	CV9506	CV9506	QB100	QB300	EZBOOT	EZ5039
700 XR	2015	CV9506	CV9506	CV9506	CV9506	QB100	QB300	EZBOOT	EZ5039
700 XT	13-14	CV9506	CV9506	CV9506	CV9506	QB100	QB300	EZBOOT	EZ5039
700 Alterra	16-20	CV9506	CV9506	CV9506	CV9506	QB100	QB300	EZBOOT	EZ5039
700 Alterra MudPro	18-19	CV9524	CV9524	CV9524	CV9524	QB100	QB300	EZBOOT	EZ5039
700 Alterra TBX	18-20	CV9506	CV9506	CV9506	CV9506	QB100	QB300	EZBOOT	EZ5039
700 Alterra TRV	17-20	CV9506	CV9506	CV9506	CV9506	QB100	QB300	EZBOOT	EZ5039
700 Prowler HDX	12-14	CV9506	CV9506	CV9506	CV9506	QB100	QB300	EZBOOT	EZ5039
700 Prowler HDX XT	15-17	CV9506	CV9506	CV9506	CV9506	QB100	QB300	EZBOOT	EZ5039
700 Prowler HDX XT Crew	2017	CV9506	CV9506	CV9506	CV9506		QB300		EZ5039
700 Prowler XT	09-17	CV9506	CV9506	CV9506	CV9506	QB100	QB300	EZBOOT	EZ5039
700 Prowler XTX	08-14	CV9506	CV9506	CV9506	CV9506	QB100	QB300	EZBOOT	EZ5039
700 Wildcat Sport	15-16	CV9524	CV9524	CV9524	CV9524	QB100	QB300	EZBOOT	EZ5039
700 Wildcat Sport	17-19	CV9524	CV9524	CV9506	CV9506	QB100	QB300	EZBOOT	EZ5039
700 Wildcat Trail	14-20	CV9524	CV9524	CV9524	CV9524	QB100	QB300	EZBOOT	EZ5039
800 Prowler Pro	19-20	CV9506	CV9506	CV9506	CV9506	QB100	QB300	EZBOOT	EZ5039
800 Prowler Pro Crew	2020	CV9506	CV9506	CV9506	CV9506	QB100	QB300	EZBOOT	EZ5039
900 Stampede	17-18	CV9543	CV9526	CV9543	CV9526	QB100	QB300	EZBOOT	EZ5039
900 Stampede 4	2018	CV9543	CV9526	CV9543	CV9526	QB100	QB300	EZBOOT	EZ5039
1000 Havoc X EPS	2018	CV9543	CV9526	CV9543	CV9526		QB300		EZ5039
1000 H2	2011	CV9524	CV9524	CV9524	CV9524		QB300		EZ5039
1000 MudPro	2010	CV9506	CV9506	CV9524	CV9524		QB300		EZ5039
1000 MudPro	11-17	CV9524	CV9524	CV9524	CV9524		QB300		EZ5039
1000 Thundercat	08-10	CV9506	CV9506	CV9506	CV9506		QB300		EZ5039
1000 TRV	09-10	CV9506	CV9506	CV9506	CV9506		QB300		EZ5039
1000 TRV	11-15	CV9524	CV9524	CV9524	CV9524		QB300		EZ5039
1000 XT	13-17	CV9524	CV9524	CV9524	CV9524		QB300		EZ5039
1000i GT	2012	CV9524	CV9524	CV9524	CV9524		QB300		EZ5039
1000 Alterra TRV	2017	CV9524	CV9524	CV9524	CV9524		QB300		EZ5039
1000 Prowler XT	15-17	CV9506	CV9506	CV9506	CV9506		QB300		EZ5039
1000 Prowler XTX	09-14	CV9506	CV9506	CV9506	CV9506		QB300		EZ5039
1000 Wildcat	12-15	CV9524	CV9524	CV9524	CV9524		QB300		EZ5039
1000 Wildcat 4	13-14	CV9524	CV9524	CV9524	CV9524		QB300		EZ5039
1000 Wildcat X	13-16	CV9524	CV9524	CV9524	CV9524		QB300		EZ5039

CV boots continue on the next page.



ARCTIC CAT									
MODEL	YEAR	CV BOOT KIT				UNIVERSAL QUICK BOOT	UNIVERSAL QUICK BOOT Y1	UNIVERSAL FAST BOOT	UNIVERSAL EZ BOOT
		FRONT INNER	FRONT OUTER	REAR INNER	REAR OUTER				
1000 Wildcat X	2018	CV9524	CV9524	CV9506	CV9506		QB300		EZ5039
1000 Wildcat X	2019	CV9524	CV9524	CV9524	CV9524		QB300		EZ5039
1000 Wildcat X LTD	14-19	CV9524	CV9524	CV9524	CV9524		QB300		EZ5039
1000 Wildcat 4X	14-16	CV9524	CV9524	CV9524	CV9524		QB300		EZ5039
1000 Wildcat 4X	2018	CV9524	CV9524	CV9506	CV9506		QB300		EZ5039

CAN AM									
MODEL	YEAR	CV BOOT KIT				UNIVERSAL QUICK BOOT	UNIVERSAL QUICK BOOT XL	UNIVERSAL FAST BOOT	UNIVERSAL EZ BOOT
		FRONT INNER	FRONT OUTER	REAR INNER	REAR OUTER				
330 Outlander	04-05	CV9504	CV9508	CV9528	CV9502	QB100		EZBOOT	
400 Outlander	03-05	CV9504	CV9508	CV9528	CV9502	QB100		EZBOOT	
400 Outlander	06-12	CV9527	CV9528	CV9528	CV9502	QB100		EZBOOT	
400 Outlander	13-14	CV9527	CV9502	CV9503	CV9503	QB100		EZBOOT	
400 Outlander	2015	CV9527	CV9502	CV9525	CV9526	QB100		EZBOOT	
400 Outlander Max	2005	CV9504	CV9508	CV9528	CV9502	QB100		EZBOOT	
400 Outlander Max	06-11	CV9527	CV9528	CV9528	CV9502	QB100		EZBOOT	
400 Outlander Max	13-15	CV9527	CV9502	CV9503	CV9503	QB100		EZBOOT	
450 Outlander	15-20	CV9527	CV9525	CV9527	CV9502	QB100	QB300	EZBOOT	EZ5039
450 Outlander Max	15-20	CV9527	CV9525	CV9527	CV9502	QB100	QB300	EZBOOT	EZ5039
500 Defender	17-20	CV9517	CV95002	CV9503	CV9503	QB100	QB300	EZBOOT	EZ5039
500 Outlander	2007	CV9527	CV9528	CV9505	CV9505	QB100	QB300	EZBOOT	EZ5039
500 Outlander	08-12	CV9527	CV9528	CV9503	CV9503	QB100	QB300	EZBOOT	EZ5039
500 Outlander	13-14	CV9527	CV9502	CV9503	CV9503	QB100	QB300	EZBOOT	EZ5039
500 Outlander	2015	CV9527	CV9525	CV9503	CV9503	QB100	QB300	EZBOOT	EZ5039
500 Outlander Max	2007	CV9527	CV9528	CV9505	CV9505	QB100	QB300	EZBOOT	EZ5039
500 Outlander Max	08-12	CV9527	CV9528	CV9503	CV9503	QB100	QB300	EZBOOT	EZ5039
500 Outlander Max	13-14	CV9527	CV9502	CV9503	CV9503	QB100	QB300	EZBOOT	EZ5039
500 Outlander Max	2015	CV9527	CV9525	CV9503	CV9503	QB100	QB300	EZBOOT	EZ5039
500 Renegade	08-12	CV9527	CV9528	CV9503	CV9503	QB100	QB300	EZBOOT	EZ5039
500 Renegade	13-14	CV9527	CV9502	CV9503	CV9503	QB100	QB300	EZBOOT	EZ5039
500 Renegade	2015	CV9527	CV9525	CV9503	CV9503	QB100	QB300	EZBOOT	EZ5039
500 Quest	02-04	CV9504	CV9508			QB100	QB300	EZBOOT	EZ5039
500 Traxter	99-05	CV9504	CV9508			QB100	QB300	EZBOOT	EZ5039
570 Outlander L	2016	CV9527	CV9525	CV9527	CV9502	QB100	QB300	EZBOOT	EZ5039
570 Outlander LE	2016	CV9527	CV9525	CV9527	CV9502	QB100	QB300	EZBOOT	EZ5039
570 Outlander STD	17-20	CV9527	CV9525	CV9527	CV9502	QB100	QB300	EZBOOT	EZ5039
570 Outlander STD MAX	18-20	CV9527	CV9525	CV9527	CV9502	QB100	QB300	EZBOOT	EZ5039
570 Outlander DPS	2016	CV9527	CV9525	CV9503	CV9503	QB100	QB300	EZBOOT	EZ5039
570 Outlander DPS	17-20	CV9527	CV9525	CV9527	CV9502	QB100	QB300	EZBOOT	EZ5039
570 Outlander DPS MAX	2016	CV9527	CV9525	CV9503	CV9503	QB100	QB300	EZBOOT	EZ5039
570 Outlander DPS MAX	17-20	CV9527	CV9525	CV9527	CV9502	QB100	QB300	EZBOOT	EZ5039
570 Outlander MAX	2016	CV9527	CV9525	CV9503	CV9503	QB100	QB300	EZBOOT	EZ5039
570 Outlander MAX	2017	CV9527	CV9525	CV9527	CV9502	QB100	QB300	EZBOOT	EZ5039
570 Outlander XMR	2016	CV9527	CV9525	CV9503	CV9503	QB100	QB300	EZBOOT	EZ5039
570 Outlander XMR	17-20	CV9527	CV9502	CV9503	CV9503	QB100	QB300	EZBOOT	EZ5039
570 Renegade	16-18	CV9527	CV9525	CV9503	CV9503	QB100	QB300	EZBOOT	EZ5039
570 Renegade	19-20	CV9527	CV9502	CV9503	CV9503	QB100	QB300	EZBOOT	EZ5039
570 Renegade XMR	17-18	CV9527	CV9502	CV9503	CV9503	QB100	QB300	EZBOOT	EZ5039
570 Renegade XMR	2019	CV9517	CV9503	CV9503	CV9503	QB100	QB300	EZBOOT	EZ5039
570 Renegade XMR	2020	CV9527	CV9502	CV9503	CV9503	QB100	QB300	EZBOOT	EZ5039
650 Outlander DPS	17-20	CV9527	CV9502	CV9503	CV9503	QB100	QB300	EZBOOT	EZ5039
650 Outlander STD	06-07	CV9527	CV9528	CV9505	CV9505	QB100	QB300	EZBOOT	EZ5039

INDEX

WIDE OPEN PARTS

TIRES & WHEELS

BRAKES

AIR, OIL & FUEL

BATTERY & ELECTRICAL

ENGINE

BEARINGS

BUSHINGS

DRIVELINE

AXLES

BELTS

CONTROLS

TOOLS & CHEMICALS

EXHAUST

ACCESSORIES

CV boots continue on the next page.





CAN AM

MODEL	YEAR	CV BOOT KIT				UNIVERSAL QUICK BOOT	UNIVERSAL QUICK BOOT XL	UNIVERSAL FAST BOOT	UNIVERSAL EZ BOOT
		FRONT INNER	FRONT OUTER	REAR INNER	REAR OUTER				
650 Outlander STD	08-12	CV9527	CV9528	CV9503	CV9503	QB100	QB300	EZBOOT	EZ5039
650 Outlander STD	13-15	CV9527	CV9502	CV9503	CV9503	QB100	QB300	EZBOOT	EZ5039
650 Outlander STD	17-20	CV9527	CV9502	CV9503	CV9503	QB100	QB300	EZBOOT	EZ5039
650 Outlander STD MAX	06-07	CV9527	CV9528	CV9505	CV9505	QB100	QB300	EZBOOT	EZ5039
650 Outlander STD MAX	13-15	CV9527	CV9502	CV9503	CV9503	QB100	QB300	EZBOOT	EZ5039
650 Outlander STD MAX	08-12	CV9527	CV9528	CV9503	CV9503	QB100	QB300	EZBOOT	EZ5039
650 Outlander XMR	13-20	CV9517	CV9503	CV9503	CV9503	QB100	QB300	EZBOOT	EZ5039
650 Outlander XT	06-07	CV9527	CV9528	CV9505	CV9505	QB100	QB300	EZBOOT	EZ5039
650 Outlander XT	13-14	CV9527	CV9502	CV9503	CV9503	QB100	QB300	EZBOOT	EZ5039
650 Outlander XT	08-12	CV9527	CV9528	CV9503	CV9503	QB100	QB300	EZBOOT	EZ5039
650 Outlander XT MAX	06-07	CV9527	CV9528	CV9505	CV9505	QB100	QB300	EZBOOT	EZ5039
650 Outlander XT MAX	13-14	CV9527	CV9502	CV9503	CV9503	QB100	QB300	EZBOOT	EZ5039
650 Outlander XT MAX	08-12	CV9527	CV9528	CV9503	CV9503	QB100	QB300	EZBOOT	EZ5039
650 Outlander 6x6	15-18	CV9527	CV9502	CV9503	CV9503	QB100	QB300	EZBOOT	EZ5039
650 Outlander 6x6 MAX	19-20	CV9527	CV9502	CV9503	CV9503	QB100	QB300	EZBOOT	EZ5039
650 Renegade	18-19	CV9527	CV9502	CV9503	CV9503	QB100	QB300	EZBOOT	EZ5039
650 Quest	02-04	CV9504	CV9508			QB100	QB300	EZBOOT	EZ5039
650 Traxter	04-05	CV9504	CV9508			QB100	QB300	EZBOOT	EZ5039
800 Commander	11-12	CV9527	CV9502	CV9503	CV9503	QB100	QB300		EZ5039
800 Commander	2013	CV9517	CV9503	CV9503	CV9503	QB100	QB300		EZ5039
800 Commander	2014	CV9527	CV9502	CV9503	CV9503	QB100	QB300		EZ5039
800 Commander	2015	CV9517	CV9503	CV9503	CV9503	QB100	QB300		EZ5039
800 Commander	16-20	CV9527	CV9502	CV9503	CV9503	QB100	QB300		EZ5039
800 Commander Max	16-20	CV9527	CV9502	CV9503	CV9503	QB100	QB300		EZ5039
800 Defender	2016	CV9527	CV9502	CV9503	CV9503	QB100	QB300		EZ5039
800 Defender	17-20	CV9517	CV9502	CV9503	CV9503	QB100	QB300	EZBOOT	EZ5039
800 Defender Max	17-20	CV9527	CV9502	CV9503	CV9503	QB100	QB300	EZBOOT	EZ5039
800 Maverick Trail	18-20	CV9517	CV9502	CV9503	CV9503	QB100	QB300	EZBOOT	EZ5039
800 Outlander	06-07	CV9527	CV9528	CV9505	CV9505	QB100	QB300	EZBOOT	EZ5039
800 Outlander	08-12	CV9527	CV9528	CV9503	CV9503	QB100	QB300	EZBOOT	EZ5039
800R Outlander	13-15	CV9527	CV9502	CV9503	CV9503	QB100	QB300	EZBOOT	EZ5039
800 Outlander Max	06-07	CV9527	CV9528	CV9505	CV9505	QB100	QB300	EZBOOT	EZ5039
800 Outlander Max	08-12	CV9527	CV9528	CV9503	CV9503	QB100	QB300	EZBOOT	EZ5039
800 Outlander Max	13-15	CV9527	CV9502	CV9503	CV9503	QB100	QB300	EZBOOT	EZ5039
800 Outlander XMR	11-12	CV9527	CV9502	CV9503	CV9503	QB100	QB300	EZBOOT	EZ5039
800 Outlander XMR	2015	CV9517	CV9503	CV9503	CV9503	QB100	QB300	EZBOOT	EZ5039
800 Renegade	07-08	CV9527	CV9528	CV9505	CV9505	QB100	QB300	EZBOOT	EZ5039
800 Renegade	09-12	CV9527	CV9528	CV9503	CV9503	QB100	QB300	EZBOOT	EZ5039
800 Renegade	13-15	CV9527	CV9502	CV9503	CV9503	QB100	QB300	EZBOOT	EZ5039
850 Outlander	16-20	CV9527	CV9502	CV9503	CV9503	QB100	QB300	EZBOOT	EZ5039
850 Outlander Max	16-20	CV9527	CV9502	CV9503	CV9503	QB100	QB300	EZBOOT	EZ5039
850 Outlander XMR	16-20	CV9517	CV9503	CV9503	CV9503	QB100	QB300	EZBOOT	EZ5039
850 Renegade	16-20	CV9527	CV9502	CV9503	CV9503	QB100	QB300	EZBOOT	EZ5039
900 Maverick X3 / All Models	17-20	CV9503	CV9503	CV9537	CV9537	QB100	QB300	EZBOOT	EZ5039
1000 Commander	11-12	CV9527	CV9502	CV9503	CV9503		QB300		EZ5039
1000 Commander	13-14	CV9517	CV9503	CV9503	CV9503	QB100	QB300	EZBOOT	EZ5039
1000 Commander	15-20	CV9527	CV9502	CV9503	CV9503	QB100	QB300	EZBOOT	EZ5039
1000 Commander Max	2014	CV9517	CV9503	CV9503	CV9503	QB100	QB300	EZBOOT	EZ5039

CV boots continue on the next page.



CAN AM										
MODEL	YEAR	CV BOOT KIT				UNIVERSAL QUICK BOOT	UNIVERSAL QUICK BOOT XL	UNIVERSAL FAST BOOT	UNIVERSAL EZ BOOT	
		FRONT INNER	FRONT OUTER	REAR INNER	REAR OUTER					
1000 Commander Max	15-20	CV9527	CV9502	CV9503	CV9503	QB100	QB300	EZBOOT	EZ5039	
1000 Defender	2016	CV9527	CV9502	CV9503	CV9503	QB100	QB300	EZBOOT	EZ5039	
1000 Defender	17-20	CV9517	CV9502	CV9503	CV9503	QB100	QB300	EZBOOT	EZ5039	
1000 Defender Max	17-20	CV9517	CV9502	CV9503	CV9503	QB100	QB300	EZBOOT	EZ5039	
1000 Defender XMR	2018	CV9517	CV9503	CV9503	CV9503	QB100	QB300	EZBOOT	EZ5039	
1000 Defender XMR	19-20	CV9517	CV9502	CV9503	CV9503	QB100	QB300	EZBOOT	EZ5039	
1000 Maverick	13-18	CV9527	CV9502	CV9503	CV9503	QB100	QB300	EZBOOT	EZ5039	
1000 Maverick Turbo	15-17	CV9527	CV9502	CV9503	CV9503	QB100	QB300	EZBOOT	EZ5039	
1000 Maverick XMR	14-18	CV9517	CV9503	CV9503	CV9503	QB100	QB300	EZBOOT	EZ5039	
1000 Maverick Max	14-18	CV9527	CV9502	CV9503	CV9503	QB100	QB300	EZBOOT	EZ5039	
1000 Maverick Max Turbo	15-17	CV9527	CV9502	CV9503	CV9503		QB300		EZ5039	
1000 Maverick Max XMR	17-18	CV9517	CV9503	CV9503	CV9503	QB100	QB300	EZBOOT	EZ5039	
1000 Maverick XXC	14-17	CV9527	CV9502	CV9503	CV9503	QB100	QB300	EZBOOT	EZ5039	
1000 Maverick Sport	19-20	CV9517	CV9502	CV9503	CV9503	QB100	QB300	EZBOOT	EZ5039	
1000 Maverick Trail	18-20	CV9517	CV9502	CV9503	CV9503	QB100	QB300	EZBOOT	EZ5039	
1000 Outlander	2012	CV9527	CV9528	CV9503	CV9503	QB100	QB300	EZBOOT	EZ5039	
1000 Outlander	13-20	CV9527	CV9502	CV9503	CV9503	QB100	QB300	EZBOOT	EZ5039	
1000 Outlander XMR	13-20	CV9517	CV9503	CV9503	CV9503	QB100	QB300	EZBOOT	EZ5039	
1000 Outlander 6x6	15-20	CV9527	CV9502	CV9503	CV9503	QB100	QB300	EZBOOT	EZ5039	
1000 Outlander Max	13-20	CV9527	CV9502	CV9503	CV9503	QB100	QB300	EZBOOT	EZ5039	
1000 Renegade	2012	CV9527	CV9528	CV9503	CV9503	QB100	QB300	EZBOOT	EZ5039	
1000 Renegade	13-19	CV9527	CV9502	CV9503	CV9503	QB100	QB300	EZBOOT	EZ5039	
1000 Renegade XMR	16-20	CV9517	CV9503	CV9503	CV9503	QB100	QB300	EZBOOT	EZ5039	

CF MOTO										
MODEL	YEAR	CV BOOT KIT				UNIVERSAL QUICK BOOT	UNIVERSAL QUICK BOOT XL	UNIVERSAL FAST BOOT	UNIVERSAL EZ BOOT	
		FRONT INNER	FRONT OUTER	REAR INNER	REAR OUTER					
500 CFORCE	07-14	CV9530	CV9521	CV9530	CV9521	QB100		EZBOOT		
500 Rancher CF500-5	11-13	CV9530	CV9521	CV9530	CV9521	QB100		EZBOOT		
500 X5 TERRALANDER	11-13	CV9530	CV9521	CV9530	CV9521	QB100		EZBOOT		
600 Rancher CF600-5	11-13	CV9530	CV9521	CV9530	CV9521	QB100		EZBOOT		
600 Z6 TERRACROSS	11-14	CV9530	CV9521	CV9530	CV9521	QB100		EZBOOT		
625 X6 TERRALANDER	11-13	CV9530	CV9521	CV9530	CV9521	QB100		EZBOOT		
625 Z6-EX TERRACROSS	12-14	CV9530	CV9521	CV9530	CV9521	QB100		EZBOOT		
800 Tracker CF800-3 UTV	13-14	CV9530	CV9521	CV9521	CV9506	QB100		EZBOOT		
800 X8 TERRALANDER	12-13	CV9530	CV9521	CV9530	CV9521	QB100		EZBOOT		

CV boots continue on the next page.

PLACE YOUR ORDER WITH US ...

BY PHONE: 1-800-367-9603 » BY FAX: 901-377-3392 » ONLINE: WWW.JMATV.COM

INDEX

WIDE OPEN PARTS

TIRES & WHEELS

BRAKES

AIR, OIL & FUEL

BATTERY & ELECTRICAL

ENGINE

BEARINGS

BUSHINGS

DRIVELINE

AXLES

BELTS

CONTROLS

TOOLS & CHEMICALS

EXHAUST

ACCESSORIES





HONDA									
MODEL	YEAR	CV BOOT KIT				UNIVERSAL QUICK BOOT	UNIVERSAL QUICK BOOT XL	UNIVERSAL FAST BOOT	UNIVERSAL EZ BOOT
		FRONT INNER	FRONT OUTER	REAR INNER	REAR OUTER				
TRX300 Fourtrax	88-00	CV9529	CV9508			QB100		EZBOOT	
TRX350D	86-89		CV9508			QB100		EZBOOT	
TRX350 Rancher	00-05	CV9504	CV9508			QB100		EZBOOT	
TRX350 Rancher	2006	CV9507	CV9508			QB100		EZBOOT	
TRX400 Rancher	04-07	CV9504	CV9508			QB100		EZBOOT	
TRX400 Foreman	95-03	CV9504	CV9508			QB100		EZBOOT	
TRX420 Rancher SRA	07-13	CV9507	CV9508			QB100	QB300	EZBOOT	EZ5039
TRX420 Rancher SRA	14-16	CV9513	CV9527			QB100	QB300	EZBOOT	EZ5039
TRX420 Rancher SRA	17-19	CV9525	CV9527			QB100	QB300	EZBOOT	EZ5039
TRX420 Rancher SRA	20-21	CV9508	CV9508			QB100	QB300	EZBOOT	EZ5039
TRX420 Rancher IRS	09-14	CV9507	CV9508	CV9501	CV9511	QB100	QB300	EZBOOT	EZ5039
TRX420 Rancher IRS	15-19	CV9513	CV9527	CV9525	CV9525	QB100	QB300	EZBOOT	EZ5039
TRX420 Rancher IRS	20-21	CV9508	CV9508		CV9521				
TRX450 Foreman	98-04	CV9504	CV9508			QB100	QB300	EZBOOT	EZ5039
TRX500 Foreman	05-07	CV9507	CV9509			QB100	QB300	EZBOOT	EZ5039
TRX500 Foreman	08-10	CV9507	CV9508			QB100	QB300	EZBOOT	EZ5039
TRX500 Foreman	11-13	CV9507	CV9509			QB100	QB300	EZBOOT	EZ5039
TRX500 Foreman	14-19	CV9513	CV9527			QB100	QB300	EZBOOT	EZ5039
TRX500 Rubicon	01-04	CV9504	CV9509			QB100	QB300	EZBOOT	EZ5039
TRX500 Rubicon	05-07	CV9507	CV9509			QB100	QB300	EZBOOT	EZ5039
TRX500 Rubicon	08-10	CV9507	CV9508			QB100	QB300	EZBOOT	EZ5039
TRX500 Rubicon	11-14	CV9507	CV9509			QB100	QB300	EZBOOT	EZ5039
TRX500 Rubicon IRS Auto	15-16	CV9513	CV9527	CV9525	CV9525	QB100	QB300	EZBOOT	EZ5039
TRX500 Rubicon IRS Auto	17-19	CV9525	CV9527	CV9525	CV9525	QB100	QB300	EZBOOT	EZ5039
TRX500 Rubicon IRS Manual	15-19	CV9513	CV9527	CV9525	CV9525	QB100	QB300	EZBOOT	EZ5039
SXS500M Pioneer	2015	CV9527	CV9514	CV9518	CV9525	QB100	QB300	EZBOOT	EZ5039
SXS500M Pioneer	2016	CV9527	CV9525	CV9518	CV9525	QB100	QB300	EZBOOT	EZ5039
SXS500M Pioneer	2017	CV9525	CV9527	CV9518	CV9525	QB100	QB300	EZBOOT	EZ5039
SXS500M Pioneer	18-20	CV9525	CV9525	CV9525	CV9525	QB100	QB300	EZBOOT	EZ5039
TRX520 Foreman	20-21	CV9525	CV9508			QB100	QB300	EZBOOT	EZ5039
TRX520 Rubicon IRS Auto	20-21	CV9525	CV9508		CV9521	QB100	QB300	EZBOOT	EZ5039
TRX520 Rubicon IRS Manual	20-21	CV9525	CV9508		CV9521	QB100	QB300	EZBOOT	EZ5039
TRX650 Rincon	03-04	CV9504	CV9509	CV9510	CV9511	QB100	QB300	EZBOOT	EZ5039
TRX650 Rincon	2005	CV9507	CV9509	CV9510	CV9511	QB100	QB300	EZBOOT	EZ5039
TRX680 Rincon	06-07	CV9507	CV9509	CV9510	CV9511	QB100	QB300	EZBOOT	EZ5039
TRX680 Rincon	08-09	CV9507	CV9508	CV9510	CV9511	QB100	QB300	EZBOOT	EZ5039
TRX680 Rincon	10-20	CV9507	CV9509	CV9510	CV9530	QB100	QB300	EZBOOT	EZ5039
MUV700 Big Red	09-13					QB100	QB300	EZBOOT	EZ5039
SXS700M2 Pioneer	2014	CV9514	CV9514	CV9518	CV9525	QB100	QB300	EZBOOT	EZ5039
SXS700M2 Pioneer	2015	CV9525	CV9514	CV9518	CV9525	QB100	QB300	EZBOOT	EZ5039
SXS700M2 Pioneer	2016	CV9514	CV9514	CV9518	CV9525	QB100	QB300	EZBOOT	EZ5039
SXS700M2 Pioneer	2017	CV9525	CV9525	CV9518	CV9525	QB100	QB300	EZBOOT	EZ5039
SXS700M2 Pioneer	18-20	CV9525	CV9525	CV9525	CV9525	QB100	QB300	EZBOOT	EZ5039
SXS700M4 Pioneer 4	2014	CV9527	CV9514	CV9518	CV9525	QB100	QB300	EZBOOT	EZ5039
SXS700M4 Pioneer 4	15-16	CV9514	CV9514	CV9518	CV9525	QB100	QB300	EZBOOT	EZ5039
SXS700M4 Pioneer 4	2017	CV9525	CV9525	CV9518	CV9525	QB100	QB300	EZBOOT	EZ5039
SXS700M4 Pioneer 4	18-20	CV9525	CV9525	CV9525	CV9525	QB100	QB300	EZBOOT	EZ5039
TRX700XX	08-09			CV9510	CV9530	QB100	QB300	EZBOOT	EZ5039
SXS1000MS Pioneer	16-20	CV9533	CV9526	CV9533	CV9526		QB300		EZ5039
SXS1000M5 Pioneer 5	16-20	CV9533	CV9526	CV9533	CV9526		QB300		EZ5039
SXS1000S2R Talon R	19-20	CV9546	CV9545	CV9547	CV9545		QB300		EZ5039
SXS1000S2X Talon X	19-20	CV9546	CV9545	CV9547	CV9545		QB300		EZ5039
SXS1000S4 Talon X4	2020	CV9546	CV9545	CV9547	CV9545		QB300		EZ5039

CV boots continue on the next page.



KAWASAKI									
MODEL	YEAR	CV BOOT KIT				UNIVERSAL QUICK BOOT	UNIVERSAL QUICK BOOT XL	UNIVERSAL FAST BOOT	UNIVERSAL EZ BOOT
		FRONT INNER	FRONT OUTER	REAR INNER	REAR OUTER				
KLF300C Bayou	89-05	CV9504	CV9508			QB100		EZBOOT	
KVF300A Prairie	99-02	CV9512	CV9512			QB100		EZBOOT	
KVF360A & C Prairie	03-05	CV9512	CV9512			QB100		EZBOOT	
KVF360A & C Prairie	06-08	CV9508	CV9507			QB100		EZBOOT	
KVF360A & C Prairie	09-13	CV9513	CV9527			QB100		EZBOOT	
KLF400 Bayou	93-99	CV9504	CV9508			QB100		EZBOOT	
KVF400A & C Prairie	97-02	CV9529	CV9508			QB100		EZBOOT	
KVF650 Brute Force SRA	05-08	CV9508	CV9507			QB100	QB300	EZBOOT	EZ5039
KVF650 Brute Force SRA	09-13	CV9513	CV9527			QB100	QB300	EZBOOT	EZ5039
KVF650i Brute Force IRS	06-08	CV9507	CV9509	CV9510	CV9506	QB100	QB300	EZBOOT	EZ5039
KVF650i Brute Force IRS	09-13	CV9513	CV9514	CV9516	CV9517	QB100	QB300	EZBOOT	EZ5039
KVF650 Prairie	02-03	CV9512	CV9512			QB100	QB300	EZBOOT	EZ5039
KVF700 Prairie	04-06	CV9507	CV9508			QB100	QB300	EZBOOT	EZ5039
KVF750 Brute Force	05-07	CV9507	CV9509	CV9510	CV9506	QB100	QB300	EZBOOT	EZ5039
KVF750 Brute Force	08-11	CV9527	CV9528	CV9516	CV9517	QB100	QB300	EZBOOT	EZ5039
KVF750 Brute Force	12-20	CV9513	CV9514	CV9516	CV9517	QB100	QB300	EZBOOT	EZ5039
KRF750 Teryx	08-09	CV9506	CV9518	CV9505	CV9531	QB100	QB300	EZBOOT	EZ5039
KRF750 Teryx	10-12	CV9516	CV9517	CV9505	CV9531	QB100	QB300	EZBOOT	EZ5039
KRF750 Teryx	2013	CV9506	CV9518	CV9505	CV9531	QB100	QB300	EZBOOT	EZ5039
KRT750 Teryx 4	12-13	CV9506	CV9533	CV9533	CV9533	QB100	QB300	EZBOOT	EZ5039
KRF800 Teryx	14-20	CV9510	CV9533	CV9533	CV9533	QB100	QB300	EZBOOT	EZ5039
KRT800 Teryx 4	14-20	CV9510	CV9533	CV9533	CV9533	QB100	QB300	EZBOOT	EZ5039
KRX1000 Teryx	20-21	CV9552	CV9550	CV9551	CV9549		QB300	EZBOOT	EZ5039
KAF400 Mule 610	05-08	CV9529	CV9528			QB100		EZBOOT	
KAF400 Mule 610 / VIN # JK1AFE19B547191 and lower	2009	CV9529	CV9528			QB100		EZBOOT	
KAF400 Mule 610 / VIN # JK1AFE19B547192 and above	2009	CV9513	CV9514			QB100		EZBOOT	
KAF400 Mule 610	10-16	CV9513	CV9514			QB100		EZBOOT	
KAF400 Mule SX	17-20	CV9513	CV9514			QB100		EZBOOT	
KAF620 Mule 2510	93-99		CV9508			QB100	QB300	EZBOOT	EZ5039
KAF620 Mule 2510	2000	CV9504	CV9508			QB100	QB300	EZBOOT	EZ5039
KAF620 Mule 2510 Diesel	01-02	CV9513	CV9501			QB100	QB300	EZBOOT	EZ5039
KAF620 Mule 3010	01-08	CV9504	CV9508			QB100	QB300	EZBOOT	EZ5039
KAF620 Mule 4010	09-20	CV9513	CV9501			QB100	QB300	EZBOOT	EZ5039
KAF700 Mule PRO MX	19-20	CV9533	CV9526	CV9533	CV9533	QB100	QB300	EZBOOT	EZ5039
KAF820 Mule PRO FX/FXR/FXT	15-20	CV9510	CV9526	CV9533	CV9533	QB100	QB300	EZBOOT	EZ5039
KAF940 Mule 4010 Diesel	09-13	CV9513	CV9501			QB100	QB300	EZBOOT	EZ5039
KAF1000 Mule PRO DX/DXT	16-18	CV9510	CV9526	CV9533	CV9533		QB300		EZ5039

INDEX

WIDE OPEN PARTS

TIRES & WHEELS

BRAKES

AIR, OIL & FUEL

BATTERY & ELECTRICAL

ENGINE

BEARINGS

BUSHINGS

DRIVELINE

AXLES

BELTS

CONTROLS

TOOLS & CHEMICALS

EXHAUST

ACCESSORIES

CV boots continue on the next page.





POLARIS									
MODEL	YEAR	CV BOOT KIT				UNIVERSAL QUICK BOOT	UNIVERSAL QUICK BOOT XL	UNIVERSAL FAST BOOT	UNIVERSAL EZ BOOT
		FRONT INNER	FRONT OUTER	REAR INNER	REAR OUTER				
LSV Electric	11-12	CV9521	CV9521	CV9522	CV9522	QB100		EZBOOT	
Ranger EV	10-20	CV9521	CV9521	CV9522	CV9522	QB100		EZBOOT	
250 Trail Boss	1993		CV9520			QB100		EZBOOT	
250 Xplorer	00-02		CV9520			QB100		EZBOOT	
300 4X4	94-95		CV9520			QB100		EZBOOT	
300 Big Boss 300 6x6	1994		CV9520			QB100		EZBOOT	
300 Hawkeye	06-07	CV9508	CV9508			QB100		EZBOOT	
300 Sportsman	08-10	CV9508	CV9508	CV9508	CV9508	QB100		EZBOOT	
300 Xplorer	96-99		CV9502			QB100		EZBOOT	
325 Ace	2014	CV9506	CV9526	CV9522	CV9522	QB100		EZBOOT	
325 Ace	2015		CV9526	CV9522	CV9522	QB100		EZBOOT	
325 Ace	2016	CV9509	CV9502	CV9522	CV9522	QB100		EZBOOT	
325 Magnum	00-02		CV9502			QB100		EZBOOT	
325 Magnum HDS	2002	CV9504	CV9502			QB100		EZBOOT	
325 Magnum HDS AA/FB	2001		CV9502			QB100		EZBOOT	
325 Ranger ETX	15-16	CV9521	CV9521	CV9522	CV9522	QB100		EZBOOT	
325 Sportsman ETX	2015	CV9519	CV9519	CV9506	CV9526	QB100		EZBOOT	
325 Xpedition	00-02		CV9502			QB100		EZBOOT	
330 ATP	2004		CV9520			QB100		EZBOOT	
330 ATP	2005	CV9502	CV9520			QB100		EZBOOT	
330 Magnum AA/AB/AC	03-04		CV9520			QB100		EZBOOT	
330 Magnum FB	03-04	CV9504	CV9502			QB100		EZBOOT	
330 Magnum	2005	CV9502	CV9520			QB100		EZBOOT	
335 Sportsman	1999		CV9502	CV9505	CV9505	QB100		EZBOOT	
335 Sportsman	2000		CV9502			QB100		EZBOOT	
335 Worker	1999		CV9502			QB100		EZBOOT	
350L 4x4	1993		CV9520			QB100		EZBOOT	
350L Big Boss 6x6	1993		CV9520			QB100		EZBOOT	
350 Sportsman	1993		CV9520			QB100		EZBOOT	
350L Trail Boss	90-92		CV9502			QB100		EZBOOT	
400L 4x4	1994		CV9520			QB100		EZBOOT	
400L Big Boss 6x6	1994		CV9520			QB100		EZBOOT	
400L Big Boss 6x6	1997		CV9502			QB100		EZBOOT	
400 Hawkeye HO	13-14			CV9506	CV9526	QB100		EZBOOT	
400L Magnum 6x6	1997		CV9502			QB100		EZBOOT	
400 Ranger 4x4	10-14	CV9521	CV9521	CV9522	CV9522	QB100		EZBOOT	
400 Scrambler	97-98		CV9502			QB100		EZBOOT	
400 Scrambler	99-02		CV9520			QB100		EZBOOT	
400 Sportsman	1994		CV9520			QB100		EZBOOT	
400 Sportsman	1997		CV9502			QB100		EZBOOT	
400 Sportsman	2001		CV9502	CV9505	CV9505	QB100		EZBOOT	
400 Sportsman	02-03		CV9520	CV9505	CV9505	QB100		EZBOOT	
400 Sportsman	04-05	CV9502	CV9520	CV9505	CV9505	QB100		EZBOOT	
400 Sportsman HO	08-10	CV9508	CV9508	CV9508	CV9508	QB100		EZBOOT	
400 Sportsman HO	2011	CV9526	CV9506	CV9506	CV9526	QB100		EZBOOT	
400 Sportsman HO	2012	CV9506	CV9526	CV9506	CV9526	QB100		EZBOOT	
400 Sportsman HO	13-14	CV9519	CV9519	CV9506	CV9526	QB100		EZBOOT	
400L Xplorer	1996		CV9520			QB100		EZBOOT	
400L Xplorer	97-98		CV9502			QB100		EZBOOT	
400L Xplorer	99-02		CV9520			QB100		EZBOOT	
425 Magnum	1998		CV9502			QB100		EZBOOT	
425 Xpedition	00-01		CV9502			QB100		EZBOOT	
425 Xpedition	2002		CV9520			QB100		EZBOOT	
450 Sportsman	06-07	CV9528	CV9502	CV9505	CV9505	QB100	QB300	EZBOOT	EZ5039
450 Sportsman HO	2016	CV9519	CV9519	CV9506	CV9526	QB100	QB300	EZBOOT	EZ5039
450 Sportsman HO	2017	CV9519	CV9519	CV9521	CV9521	QB100	QB300	EZBOOT	EZ5039
450 Sportsman HO	18-20	CV9527	CV9525	CV9521	CV9521	QB100	QB300	EZBOOT	EZ5039

CV boots continue on the next page.



POLARIS		CV BOOT KIT				UNIVERSAL QUICK BOOT	UNIVERSAL QUICK BOOT XL	UNIVERSAL FAST BOOT	UNIVERSAL EZ BOOT
MODEL	YEAR	FRONT INNER	FRONT OUTER	REAR INNER	REAR OUTER				
455 Diesel	99-00		CV9502	CV9505	CV9505	QB100		EZBOOT	
455 Diesel	2001			CV9505	CV9505	QB100		EZBOOT	
500 Ace	17-19	CV9509	CV9502	CV9522	CV9522	QB100		EZBOOT	
500 ATP	2004		CV9520			QB100		EZBOOT	
500 ATP	2005	CV9502	CV9520			QB100		EZBOOT	
500 ATV Pro	2002	CV9504	CV9502			QB100		EZBOOT	
500 Big Boss 500 6x6	98-01		CV9502			QB100		EZBOOT	
500 Big Boss 500 6x6	02-03		CV9520			QB100		EZBOOT	
500 Magnum	99-00		CV9502			QB100		EZBOOT	
500 Magnum HDS AA	2001		CV9502			QB100		EZBOOT	
500 Magnum HDS FB	2001	CV9504	CV9502			QB100		EZBOOT	
500 Magnum AA	2002		CV9520			QB100		EZBOOT	
500 Magnum AB/FB	2002	CV9504	CV9502			QB100		EZBOOT	
500 Magnum HDS AA	2002		CV9520			QB100		EZBOOT	
500 Magnum HDS AB/FB	2002	CV9504	CV9502			QB100		EZBOOT	
500 Magnum HDS	2003	CV9504	CV9502			QB100		EZBOOT	
500 Outlaw	06-07				CV9520	QB100		EZBOOT	
500 Ranger Series 10	ALL		CV9520			QB100	QB300	EZBOOT	EZ5039
500 Ranger Series 11	ALL		CV9520			QB100	QB300	EZBOOT	EZ5039
500 Ranger ETX	2017	CV9517	CV9517	CV9524	CV9522				
500 Ranger 2X4	08-09			CV9503	CV9503	QB100	QB300	EZBOOT	EZ5039
500 Ranger 2X4	17-19			CV9524	CV9522	QB100	QB300	EZBOOT	EZ5039
500 Ranger 4X4	99-04		CV9520			QB100	QB300	EZBOOT	EZ5039
500 Ranger 4X4	2005	CV9528	CV9502	CV9505	CV9505	QB100	QB300	EZBOOT	EZ5039
500 Ranger 4X4	2006	CV9502	CV9520	CV9502	CV9520	QB100	QB300	EZBOOT	EZ5039
500 Ranger 4X4	07-08	CV9521	CV9521	CV9503	CV9503	QB100	QB300	EZBOOT	EZ5039
500 Ranger 4X4	09-10	CV9528	CV9502	CV9503	CV9503	QB100	QB300	EZBOOT	EZ5039
500 Ranger 4X4	11-13	CV9521	CV9521	CV9522	CV9522	QB100	QB300	EZBOOT	EZ5039
500 Ranger 4X4	2019	CV9517	CV9517	CV9524	CV9522	QB100	QB300	EZBOOT	EZ5039
500 Ranger 4X4	2020	CV9517	CV9517	CV9524	CV9524	QB100	QB300	EZBOOT	EZ5039
500 Ranger Crew	11-13	CV9521	CV9521	CV9522	CV9522	QB100	QB300	EZBOOT	EZ5039
500 Ranger 6X6	2002		CV9520			QB100	QB300	EZBOOT	EZ5039
500 Ranger 6X6	2003		CV9520			QB100	QB300	EZBOOT	EZ5039
500 Ranger 6X6	2004		CV9520			QB100	QB300	EZBOOT	EZ5039
500 Ranger 6X6	2005	CV9528	CV9502	CV9505	CV9505	QB100	QB300	EZBOOT	EZ5039
500 Scrambler	97-98		CV9502			QB100	QB300	EZBOOT	EZ5039
500 Scrambler	99-09		CV9520			QB100	QB300	EZBOOT	EZ5039
500 Scrambler	2010	CV9528	CV9502			QB100	QB300	EZBOOT	EZ5039
500 Scrambler	2011	CV9506	CV9526			QB100	QB300	EZBOOT	EZ5039
500 Scrambler	2012	CV9525	CV9525			QB100	QB300	EZBOOT	EZ5039
500 Sportsman	1997		CV9520			QB100	QB300	EZBOOT	EZ5039
500 Sportsman	1998		CV9502			QB100	QB300	EZBOOT	EZ5039
500 Sportsman	1999		CV9502	CV9505	CV9505	QB100	QB300	EZBOOT	EZ5039
500 Sportsman	2000		CV9502	CV9505	CV9505	QB100	QB300	EZBOOT	EZ5039
500 Sportsman	2001		CV9502	CV9505	CV9505	QB100	QB300	EZBOOT	EZ5039
500 Sportsman	2002		CV9520	CV9505	CV9505	QB100	QB300	EZBOOT	EZ5039
500 Sportsman HO	2001		CV9502	CV9505	CV9505	QB100	QB300	EZBOOT	EZ5039
500 Sportsman HO	02-03		CV9520	CV9505	CV9505	QB100	QB300	EZBOOT	EZ5039
500 Sportsman HO	2004		CV9520	CV9505	CV9505	QB100	QB300	EZBOOT	EZ5039
500 Sportsman HO	2005	CV9502	CV9520	CV9505	CV9505	QB100	QB300	EZBOOT	EZ5039
500 Sportsman HO	06-07	CV9528	CV9502	CV9505	CV9505	QB100	QB300	EZBOOT	EZ5039
500 Sportsman HO	08-10	CV9528	CV9502	CV9503	CV9503	QB100	QB300	EZBOOT	EZ5039
500 Sportsman HO	11-12	CV9506	CV9526	CV9506	CV9526	QB100	QB300	EZBOOT	EZ5039
500 Sportsman HO	2013	CV9519	CV9519	CV9506	CV9526	QB100	QB300	EZBOOT	EZ5039
500 Sportsman X2	06-07	CV9528	CV9502	CV9505	CV9505	QB100	QB300	EZBOOT	EZ5039
500 Sportsman X2	08-09	CV9528	CV9502	CV9503	CV9503	QB100	QB300	EZBOOT	EZ5039

INDEX

WIDE OPEN PARTS

TIRES & WHEELS

BRAKES

AIR, OIL & FUEL

BATTERY & ELECTRICAL

ENGINE

BEARINGS

BUSHINGS

DRIVELINE

AXLES

BELTS

CONTROLS

TOOLS & CHEMICALS

EXHAUST

ACCESSORIES

CV boots continue on the next page.





POLARIS										
MODEL	YEAR	CV BOOT KIT				UNIVERSAL QUICK BOOT	UNIVERSAL QUICK BOOT XL	UNIVERSAL FAST BOOT	UNIVERSAL EZ BOOT	
		FRONT INNER	FRONT OUTER	REAR INNER	REAR OUTER					
INDEX	500 Sportsman 6x6	00-01		CV9502			QB100	QB300	EZBOOT	EZ5039
	500 Sportsman 6x6	02-08		CV9520			QB100	QB300	EZBOOT	EZ5039
WIDE OPEN PARTS	500 Worker	99-01		CV9502	CV9505	CV9505	QB100	QB300	EZBOOT	EZ5039
	500 Worker	2002	CV9504	CV9502			QB100	QB300	EZBOOT	EZ5039
	500 Xplorer	1997		CV9520			QB100	QB300	EZBOOT	EZ5039
TIRES & WHEELS	525 Outlaw IRS	07-11				CV9520				
	550 Sportsman	09-10	CV9519	CV9528	CV9503	CV9503	QB100	QB300	EZBOOT	EZ5039
BRAKES	550 Sportsman	11-14	CV9525	CV9519	CV9517	CV9517	QB100	QB300	EZBOOT	EZ5039
	550 Sportsman X2	2010	CV9519	CV9528	CV9517	CV9517	QB100	QB300	EZBOOT	EZ5039
	550 Sportsman X2	11-14	CV9525	CV9519	CV9517	CV9517	QB100	QB300	EZBOOT	EZ5039
AIR, OIL & FUEL	570 Ace	16-17	CV9509	CV9502	CV9522	CV9522	QB100	QB300	EZBOOT	EZ5039
	570 Ace	18-19	CV9521	CV9521	CV9522	CV9522	QB100	QB300	EZBOOT	EZ5039
	570 Ace HD	15-19	CV9509	CV9502	CV9522	CV9522	QB100	QB300	EZBOOT	EZ5039
BATTERY & ELECTRICAL	570 Ranger	14-16	CV9521	CV9521	CV9522	CV9522	QB100	QB300	EZBOOT	EZ5039
	570 Ranger	17-19	CV9517	CV9517	CV9524	CV9522	QB100	QB300	EZBOOT	EZ5039
	570 Ranger	2020	CV9517	CV9517	CV9524	CV9524	QB100	QB300	EZBOOT	EZ5039
ENGINE	570 Ranger Crew	14-16	CV9521	CV9521	CV9522	CV9522	QB100	QB300	EZBOOT	EZ5039
	570 Ranger Crew	17-19	CV9517	CV9517	CV9524	CV9522	QB100	QB300	EZBOOT	EZ5039
	570 Ranger Crew	2020	CV9517	CV9517	CV9524	CV9524	QB100	QB300	EZBOOT	EZ5039
BEARINGS	570 Ranger Full Size	2015	CV9521	CV9521	CV9522	CV9522	QB100	QB300	EZBOOT	EZ5039
	570 Ranger Full Size	2016	CV9506	CV9526	CV9522	CV9522	QB100	QB300	EZBOOT	EZ5039
	570 Ranger Full Size	17-19	CV9506	CV9506	CV9524	CV9522	QB100	QB300	EZBOOT	EZ5039
BUSHINGS	570 Ranger Full Size	2020	CV9506	CV9506	CV9524	CV9524	QB100	QB300	EZBOOT	EZ5039
	570 Ranger Full Size Crew	2015	CV9521	CV9521	CV9522	CV9522	QB100	QB300	EZBOOT	EZ5039
	570 Ranger Full Size Crew	2016	CV9521	CV9521	CV9525	CV9520	QB100	QB300	EZBOOT	EZ5039
AXLES	570 Ranger Full Size With Strut	2016	CV9506	CV9526	CV9522	CV9522	QB100	QB300	EZBOOT	EZ5039
BELTS	570 Ranger HD	2019	CV9517	CV9517	CV9524	CV9522	QB100	QB300	EZBOOT	EZ5039
	570 Ranger XP	2016	CV9521	CV9521	CV9525	CV9520	QB100	QB300	EZBOOT	EZ5039
CONTROLS	570-6 Ranger Full Size Crew	2016	CV9506	CV9526	CV9522	CV9522	QB100	QB300	EZBOOT	EZ5039
	570-6 Ranger Full Size Crew	17-19	CV9506	CV9506	CV9524	CV9522	QB100	QB300	EZBOOT	EZ5039
TOOLS & CHEMICALS	570-6 Ranger Full Size Crew	2020	CV9506	CV9506	CV9524	CV9524	QB100	QB300	EZBOOT	EZ5039
EXHAUST	570 RZR	12-20	CV9521	CV9521	CV9522	CV9522	QB100	QB300	EZBOOT	EZ5039
	570 RZR S	2017	CV9521	CV9521	CV9506	CV9526	QB100	QB300	EZBOOT	EZ5039
	570 Sportsman	14-16	CV9519	CV9519	CV9506	CV9526	QB100	QB300	EZBOOT	EZ5039
ACCESSORIES	570 Sportsman	2017	CV9519	CV9519	CV9521	CV9521	QB100	QB300	EZBOOT	EZ5039
	570 Sportsman	18-20	CV9527	CV9525	CV9521	CV9521	QB100	QB300	EZBOOT	EZ5039
	570 Sportsman HD	14-17	CV9519	CV9519	CV9506	CV9526	QB100	QB300	EZBOOT	EZ5039
	570 Sportsman HD	2018	CV9527	CV9525	CV9521	CV9521	QB100	QB300	EZBOOT	EZ5039
	570 Sportsman SP	15-16	CV9519	CV9519	CV9506	CV9526	QB100	QB300	EZBOOT	EZ5039
	570 Sportsman SP	2017	CV9519	CV9519	CV9521	CV9521	QB100	QB300	EZBOOT	EZ5039
	570 Sportsman SP	18-20	CV9527	CV9525	CV9521	CV9521	QB100	QB300	EZBOOT	EZ5039
	570 Sportsman X2	15-16	CV9519	CV9519	CV9506	CV9526	QB100	QB300	EZBOOT	EZ5039
	570 Sportsman X2	18-20	CV9527	CV9525	CV9521	CV9521	QB100	QB300	EZBOOT	EZ5039
	600 Sportsman	03-04		CV9520	CV9505	CV9505	QB100	QB300	EZBOOT	EZ5039
	600 Sportsman	2005	CV9502	CV9520	CV9505	CV9505	QB100	QB300	EZBOOT	EZ5039
	700 Ranger	2005	CV9528	CV9502	CV9505	CV9505	QB100	QB300	EZBOOT	EZ5039
700 Ranger	06-07	CV9502	CV9520	CV9505	CV9505	QB100	QB300	EZBOOT	EZ5039	
700 Ranger	2008	CV9521	CV9521	CV9503	CV9503	QB100	QB300	EZBOOT	EZ5039	

CV boots continue on the next page.



POLARIS		CV BOOT KIT				UNIVERSAL QUICK BOOT	UNIVERSAL QUICK BOOT XL	UNIVERSAL FAST BOOT	UNIVERSAL EZ BOOT
MODEL	YEAR	FRONT INNER	FRONT OUTER	REAR INNER	REAR OUTER				
700 Ranger	2009	CV9528	CV9502	CV9503	CV9503	QB100	QB300	EZBOOT	EZ5039
700 Ranger Crew	08-09	CV9521	CV9521	CV9503	CV9503	QB100	QB300	EZBOOT	EZ5039
700 Ranger 6x6	06-07	CV9502	CV9520	CV9505	CV9505	QB100	QB300	EZBOOT	EZ5039
700 Ranger 6x6	08-09	CV9521	CV9521	CV9503	CV9503	QB100	QB300	EZBOOT	EZ5039
700 Sportsman	02-03		CV9520	CV9505	CV9505	QB100	QB300	EZBOOT	EZ5039
700 Sportsman	2004		CV9520	CV9505	CV9505	QB100	QB300	EZBOOT	EZ5039
700 Sportsman	2005	CV9502	CV9520	CV9505	CV9505	QB100	QB300	EZBOOT	EZ5039
700 Sportsman	06-07	CV9528	CV9502	CV9505	CV9505	QB100	QB300	EZBOOT	EZ5039
700 Sportsman MV7	2005	CV9502	CV9520	CV9505	CV9505	QB100	QB300	EZBOOT	EZ5039
700 Sportsman X2	2008	CV9528	CV9502	CV9503	CV9503	QB100	QB300	EZBOOT	EZ5039
800 Ranger	2010	CV9528	CV9502	CV9503	CV9503	QB100	QB300	EZBOOT	EZ5039
800 Ranger	11-14	CV9517	CV9517	CV9525	CV9520	QB100	QB300	EZBOOT	EZ5039
800 Ranger Crew	2010	CV9528	CV9502	CV9503	CV9503	QB100	QB300	EZBOOT	EZ5039
800 Ranger Crew	11-14	CV9517	CV9517	CV9525	CV9520	QB100	QB300	EZBOOT	EZ5039
800 Ranger (Midsize)	13-14	CV9521	CV9521	CV9522	CV9522	QB100	QB300	EZBOOT	EZ5039
800 Ranger 6X6	2010	CV9528	CV9502	CV9503	CV9503	QB100	QB300	EZBOOT	EZ5039
800 Ranger 6X6	2011	CV9517	CV9517	CV9525	CV9520	QB100	QB300	EZBOOT	EZ5039
800 Ranger 6X6	2012	CV9517	CV9517	CV9525	CV9526	QB100	QB300	EZBOOT	EZ5039
800 Ranger 6X6	13-16	CV9517	CV9517	CV9525	CV9520	QB100	QB300	EZBOOT	EZ5039
800 RZR	08-10	CV9521	CV9521	CV9506	CV9502	QB100	QB300	EZBOOT	EZ5039
800 RZR	11-14	CV9521	CV9521	CV9525	CV9520	QB100	QB300	EZBOOT	EZ5039
800 RZR 4	2010	CV9521	CV9521	CV9503	CV9503	QB100	QB300	EZBOOT	EZ5039
800 RZR 4	11-14	CV9521	CV9521	CV9525	CV9520	QB100	QB300	EZBOOT	EZ5039
800 RZR S	09-10	CV9521	CV9521	CV9503	CV9503	QB100	QB300	EZBOOT	EZ5039
800 RZR S	11-14	CV9521	CV9521	CV9525	CV9520	QB100	QB300	EZBOOT	EZ5039
800 Sportsman	2005	CV9502	CV9520	CV9505	CV9505	QB100	QB300	EZBOOT	EZ5039
800 Sportsman	06-07	CV9528	CV9502	CV9505	CV9505	QB100	QB300	EZBOOT	EZ5039
800 Sportsman	08-10	CV9528	CV9502	CV9503	CV9503	QB100	QB300	EZBOOT	EZ5039
800 Sportsman	11-13	CV9506	CV9526	CV9506	CV9526	QB100	QB300	EZBOOT	EZ5039
800 Sportsman	2014	CV9519	CV9519	CV9506	CV9526	QB100	QB300	EZBOOT	EZ5039
800 Sportsman 6x6	09-10	CV9528	CV9502	CV9503	CV9503	QB100	QB300	EZBOOT	EZ5039
800 Sportsman 6x6	11-13	CV9506	CV9526	CV9506	CV9526	QB100	QB300	EZBOOT	EZ5039
800 Sportsman X2	2007	CV9528	CV9502	CV9505	CV9505	QB100	QB300	EZBOOT	EZ5039
800 Sportsman X2	08-09	CV9528	CV9502	CV9503	CV9503	QB100	QB300	EZBOOT	EZ5039
800 Sportsman Touring	08-09	CV9528	CV9502	CV9503	CV9503	QB100	QB300	EZBOOT	EZ5039
850 Scrambler	13-15	CV9525	CV9519	CV9517	CV9517	QB100	QB300	EZBOOT	EZ5039
850 Scrambler	16-17	CV9525	CV9520	CV9517	CV9517	QB100	QB300	EZBOOT	EZ5039
850 Scrambler	18-20	CV9525	CV9517	CV9517	CV9517	QB100	QB300	EZBOOT	EZ5039
850 Sportsman XP	09-10	CV9519	CV9528	CV9503	CV9503	QB100	QB300	EZBOOT	EZ5039
850 Sportsman XP	2011	CV9525	CV9519	CV9517	CV9517	QB100	QB300	EZBOOT	EZ5039
850 Sportsman XP	2012	CV9525	CV9519	CV9525	CV9517	QB100	QB300	EZBOOT	EZ5039
850 Sportsman XP	13-17	CV9525	CV9519	CV9517	CV9517	QB100	QB300	EZBOOT	EZ5039
850 Sportsman SP	13-17	CV9525	CV9519	CV9517	CV9517	QB100	QB300	EZBOOT	EZ5039
850 Sportsman SP	18-19	CV9525	CV9517	CV9517	CV9517	QB100	QB300	EZBOOT	EZ5039
850 Sportsman High Lifter	16-17	CV9525	CV9520	CV9517	CV9517				
850 Sportsman High Lifter	18-20	CV9525	CV9517	CV9517	CV9517				
900 Ace	2016	CV9509	CV9502	CV9522	CV9522	QB100	QB300	EZBOOT	EZ5039
900 Ace XC	2017	CV9521	CV9521	CV9525	CV9520	QB100	QB300	EZBOOT	EZ5039
900 Ace XC	18-19	CV9521	CV9521	CV9521	CV9521	QB100	QB300	EZBOOT	EZ5039
900 Ranger XP	13-17	CV9521	CV9521	CV9525	CV9520	QB100	QB300	EZBOOT	EZ5039
900 Ranger XP	2018	CV9521	CV9521	CV9521	CV9521	QB100	QB300	EZBOOT	EZ5039
900 Ranger XP	2019	CV9521	CV9521	CV9541	CV9522	QB100	QB300	EZBOOT	EZ5039
900 Ranger XP Crew	14-17	CV9521	CV9521	CV9525	CV9520	QB100	QB300	EZBOOT	EZ5039

INDEX

WIDE OPEN PARTS

TIRES & WHEELS

BRAKES

AIR, OIL & FUEL

BATTERY & ELECTRICAL

ENGINE

BEARINGS

BUSHINGS

DRIVELINE

AXLES

BELTS

CONTROLS

TOOLS & CHEMICALS

EXHAUST

ACCESSORIES



CV boots continue on the next page.



POLARIS		CV BOOT KIT				UNIVERSAL QUICK BOOT	UNIVERSAL QUICK BOOT XL	UNIVERSAL FAST BOOT	UNIVERSAL EZ BOOT
MODEL	YEAR	FRONT INNER	FRONT OUTER	REAR INNER	REAR OUTER				
900 Ranger XP Crew	2018	CV9521	CV9521	CV9521	CV9521	QB100	QB300	EZBOOT	EZ5039
900 Ranger XP Crew	2019	CV9521	CV9521	CV9541	CV9522	QB100	QB300	EZBOOT	EZ5039
900 Ranger Diesel	11-14	CV9517	CV9517	CV9525	CV9520	QB100	QB300	EZBOOT	EZ5039
900 Ranger Diesel Crew	12-13	CV9517	CV9517	CV9525	CV9520	QB100	QB300	EZBOOT	EZ5039
900 Ranger Diesel Crew	2014	CV9517	CV9521	CV9525	CV9520	QB100	QB300	EZBOOT	EZ5039
900 Ranger Diesel HST/Deluxe	2014	CV9521	CV9521	CV9522	CV9522	QB100	QB300	EZBOOT	EZ5039
900 Brutus HD	13-15	CV9521	CV9521	CV9522	CV9522	QB100	QB300	EZBOOT	EZ5039
900 RZR	11-14	CV9525	CV9520	CV9525	CV9520	QB100	QB300	EZBOOT	EZ5039
900 RZR	15-17	CV9521	CV9521	CV9520	CV9520	QB100	QB300	EZBOOT	EZ5039
900 RZR	18-20	CV9521	CV9521	CV9541	CV9503	QB100	QB300	EZBOOT	EZ5039
900 RZR 4	12-14	CV9525	CV9520	CV9525	CV9520	QB100	QB300	EZBOOT	EZ5039
900 RZR 4	15-17	CV9521	CV9521	CV9520	CV9520	QB100	QB300	EZBOOT	EZ5039
900 RZR 4	2018	CV9521	CV9521	CV9541	CV9503	QB100	QB300	EZBOOT	EZ5039
900 RZR S	15-17	CV9521	CV9521	CV9520	CV9520	QB100	QB300	EZBOOT	EZ5039
900 RZR S	18-20	CV9521	CV9521	CV9541	CV9503	QB100	QB300	EZBOOT	EZ5039
925 RZR XP TURBO	2016	CV9524	CV9522	CV9524	CV9522		QB300		EZ5039
925 RZR XP TURBO	2017	CV9524	CV9522	CV9510	CV9522		QB300		EZ5039
925 RZR XP TURBO	2019	CV9524	CV9522	CV9505	CV9522		QB300		EZ5039
925 RZR XP TURBO	2020	CV9524	CV9522	CV9522	CV9546		QB300		EZ5039
925 RZR XP TURBO	2018	CV9524	CV9522	CV9505	CV9522		QB300		EZ5039
925 RZR XP TURBO 4	2016	CV9524	CV9522	CV9524	CV9522		QB300		EZ5039
925 RZR XP TURBO 4	17-20	CV9524	CV9522	CV9505	CV9522		QB300		EZ5039
925 RZR XP TURBO 4	2018	CV9524	CV9522	CV9505	CV9522		QB300		EZ5039
925 RZR XP TURBO S	18-19	CV9505	CV9522	CV9505	CV9522		QB300		EZ5039
925 RZR XP TURBO S	2020	CV9522	CV9546	CV9522	CV9546		QB300		EZ5039
925 RZR XP TURBO S4	2019	CV9505	CV9522	CV9505	CV9522		QB300		EZ5039
925 RZR XP TURBO S4	2020	CV9522	CV9546	CV9522	CV9546		QB300		EZ5039
925 RZR Pro XP	2020	CV9522	CV9522				QB300		EZ5039
925 RZR Pro XP 4	2020	CV9522	CV9522	CV9548	CV9548		QB300		EZ5039
1000 General	16-17	CV9521	CV9521	CV9520	CV9520	QB100	QB300	EZBOOT	EZ5039
1000 General	18-20	CV9521	CV9521	CV9541	CV9503	QB100	QB300	EZBOOT	EZ5039
1000 General 4	2017	CV9521	CV9521	CV9520	CV9520	QB100	QB300	EZBOOT	EZ5039
1000 General 4	18-20	CV9521	CV9521	CV9541	CV9503	QB100	QB300	EZBOOT	EZ5039
1000 Ranger EPS	2020	CV9521	CV9521	CV9541	CV9522	QB100	QB300	EZBOOT	EZ5039
1000 Ranger EPS BASE	2018	CV9521	CV9521	CV9521	CV9521	QB100	QB300	EZBOOT	EZ5039
1000 Ranger EPS BASE	2019	CV9521	CV9521	CV9541	CV9522	QB100	QB300	EZBOOT	EZ5039
1000 Ranger EPS Crew	2020	CV9521	CV9521	CV9541	CV9522	QB100	QB300	EZBOOT	EZ5039
1000 Ranger EPS Full Size	2020	CV9521	CV9521	CV9541	CV9522	QB100	QB300	EZBOOT	EZ5039
1000 Ranger EPS Full Size Crew	2020	CV9521	CV9521	CV9541	CV9522	QB100	QB300	EZBOOT	EZ5039
1000 Ranger XP	2017	CV9521	CV9521	CV9525	CV9520	QB100	QB300	EZBOOT	EZ5039
1000 Ranger XP Crew	2017	CV9521	CV9521	CV9525	CV9520	QB100	QB300	EZBOOT	EZ5039
1000 Ranger XP EPS	2017	CV9521	CV9521	CV9525	CV9520	QB100	QB300	EZBOOT	EZ5039
1000 Ranger XP EPS	2020	CV9521	CV9521	CV9541	CV9522	QB100	QB300	EZBOOT	EZ5039
1000 Ranger XP EPS Crew	2020	CV9521	CV9521	CV9541	CV9522	QB100	QB300	EZBOOT	EZ5039
1000 Ranger XP EPS Crew	2019	CV9521	CV9521	CV9521	CV9521	QB100	QB300	EZBOOT	EZ5039
1000 Ranger XP EPS Crew	2017	CV9521	CV9521	CV9525	CV9520	QB100	QB300	EZBOOT	EZ5039

CV boots continue on the next page.



POLARIS										
MODEL	YEAR	CV BOOT KIT				UNIVERSAL QUICK BOOT	UNIVERSAL QUICK BOOT XL	UNIVERSAL FAST BOOT	UNIVERSAL EZ BOOT	
		FRONT INNER	FRONT OUTER	REAR INNER	REAR OUTER					
1000 Ranger XP High Lifter	2017	CV9521	CV9521	CV9525	CV9505	QB100	QB300	EZBOOT	EZ5039	INDEX
1000 Ranger XP EPS High Lifter	2020	CV9521	CV9521	CV9524	CV9533	QB100	QB300	EZBOOT	EZ5039	WIDE OPEN PARTS
1000 Ranger XP High Lifter Crew	2017	CV9521	CV9521	CV9525	CV9505	QB100	QB300	EZBOOT	EZ5039	TIRES & WHEELS
1000 Ranger XP EPS High Lifter Crew	2019	CV9521	CV9521	CV9521	CV9521	QB100	QB300	EZBOOT	EZ5039	BRAKES
1000 Ranger XP EPS High Lifter Crew	2020	CV9521	CV9521	CV9524	CV9533	QB100	QB300	EZBOOT	EZ5039	AIR, OIL & FUEL
1000 Ranger XP NSTR	2017	CV9521	CV9521	CV9525	CV9520	QB100	QB300	EZBOOT	EZ5039	BATTERY & ELECTRICAL
1000 Ranger XP EPS NSTR	2020	CV9521	CV9521	CV9541	CV9522	QB100	QB300	EZBOOT	EZ5039	ENGINE
1000 Ranger XP NSTR Crew	2017	CV9521	CV9521	CV9525	CV9520	QB100	QB300	EZBOOT	EZ5039	BEARINGS
1000 Ranger XP EPS NSTR Crew	2018	CV9521	CV9521	CV9521	CV9521	QB100	QB300	EZBOOT	EZ5039	BUSHINGS
1000 Ranger XP EPS NSTR Crew	19-20	CV9521	CV9521	CV9541	CV9522	QB100	QB300	EZBOOT	EZ5039	DRIVELINE
1000 Ranger Diesel	2018	CV9521	CV9521	CV9521	CV9521	QB100	QB300	EZBOOT	EZ5039	AXLES
1000 Ranger Diesel Crew	15-17	CV9521	CV9521	CV9525	CV9520	QB100	QB300	EZBOOT	EZ5039	BELTS
1000 Ranger Diesel Crew	2018	CV9521	CV9521	CV9521	CV9521	QB100	QB300	EZBOOT	EZ5039	CONTROLS
1000 RZR XP	14-15	CV9525	CV9520	CV9522	CV9522	QB100	QB300	EZBOOT	EZ5039	TOOLS & CHEMICALS
1000 RZR XP	2016	CV9521	CV9521	CV9524	CV9522	QB100	QB300	EZBOOT	EZ5039	EXHAUST
1000 RZR XP	2017	CV9524	CV9522	CV9524	CV9522	QB100	QB300	EZBOOT	EZ5039	ACCESSORIES
1000 RZR XP	18-20	CV9521	CV9522	CV9524	CV9522	QB100	QB300	EZBOOT	EZ5039	
1000 RZR XP 4	2014	CV9525	CV9520	CV9522	CV9522	QB100	QB300	EZBOOT	EZ5039	
1000 RZR XP 4	15-16	CV9521	CV9521	CV9522	CV9522	QB100	QB300	EZBOOT	EZ5039	
1000 RZR XP 4	2017	CV9524	CV9522	CV9522	CV9522	QB100	QB300	EZBOOT	EZ5039	
1000 RZR XP 4	18-19	CV9521	CV9522	CV9524	CV9522	QB100	QB300	EZBOOT	EZ5039	
1000 RZR XP 4	2020	CV9503	CV9522	CV9524	CV9522	QB100	QB300	EZBOOT	EZ5039	
1000 RZR S	16-17	CV9521	CV9521	CV9520	CV9520	QB100	QB300	EZBOOT	EZ5039	
1000 RZR S	18-20	CV9521	CV9521	CV9541	CV9503	QB100	QB300	EZBOOT	EZ5039	
1000 RZR S4	19-20		CV9521	CV9541	CV9503	QB100	QB300	EZBOOT	EZ5039	
1000 RZR XP High Lifter	2016		CV9522	CV9524	CV9522	QB100	QB300	EZBOOT	EZ5039	
1000 RZR XP High Lifter	2017	CV9524	CV9522	CV9524	CV9522	QB100	QB300	EZBOOT	EZ5039	
1000 RZR XP High Lifter	18-20	CV9524	CV9522	CV9524	CV9522	QB100	QB300	EZBOOT	EZ5039	
1000 RZR XP High Lifter 4	2017	CV9524	CV9522	CV9522	CV9522	QB100	QB300	EZBOOT	EZ5039	
1000 RZR XP High Lifter 4	18-20	CV9524	CV9522	CV9524	CV9522	QB100	QB300	EZBOOT	EZ5039	
1000 RZR RS1	18-20	CV9524	CV9522	CV9505	CV9522	QB100	QB300	EZBOOT	EZ5039	
1000 Scrambler	14-15	CV9525	CV9519	CV9517	CV9517	QB100	QB300	EZBOOT	EZ5039	
1000 Scrambler	16-17	CV9525	CV9520	CV9517	CV9517	QB100	QB300	EZBOOT	EZ5039	
1000 Scrambler	18-19	CV9525	CV9517	CV9517	CV9517	QB100	QB300	EZBOOT	EZ5039	
1000 Sportsman XP	2015	CV9525	CV9519	CV9517	CV9517	QB100	QB300	EZBOOT	EZ5039	
1000 Sportsman XP	16-17	CV9525	CV9520	CV9517	CV9517	QB100	QB300	EZBOOT	EZ5039	
1000 Sportsman XP	18-19	CV9525	CV9517	CV9517	CV9517	QB100	QB300	EZBOOT	EZ5039	
Sportsman 1000 High Lifter	16-17	CV9525	CV9520	CV9517	CV9517	QB100	QB300	EZBOOT	EZ5039	
Sportsman 1000 High Lifter	18-20	CV9525	CV9517	CV9517	CV9517	QB100	QB300	EZBOOT	EZ5039	

CV boots continue on the next page.





SUZUKI

MODEL	YEAR	CV BOOT KIT				UNIVERSAL QUICK BOOT	UNIVERSAL QUICK BOOT XL	UNIVERSAL FAST BOOT	UNIVERSAL EZ BOOT
		FRONT INNER	FRONT OUTER	REAR INNER	REAR OUTER				
LT4WD 250 Quad Runner	88-96	CV9528	CV9508			QB100		EZBOOT	
LT4WD 250 Quad Runner	97-98		CV9508			QB100		EZBOOT	
LTF4WDX 300 King Quad	91-95	CV9528	CV9508			QB100		EZBOOT	
LTF4WDX 300 King Quad	96-98		CV9508			QB100		EZBOOT	
LTF300F King Quad	99-02	CV9529	CV9508			QB100		EZBOOT	
LTA400F Eiger Auto	2002	CV9529	CV9508			QB100		EZBOOT	
LTA400F Eiger Auto	2003	CV9507				QB100		EZBOOT	
LTA400F Eiger Auto	2004	CV9507	CV9507			QB100		EZBOOT	
LTA400F Eiger Auto	05-07	CV9507	CV9508			QB100		EZBOOT	
LTF400F Eiger Manual	2002	CV9529	CV9508			QB100		EZBOOT	
LTF400F Eiger Manual	2003	CV9529				QB100		EZBOOT	
LTF400F Eiger Manual	2004	CV9507				QB100		EZBOOT	
LTF400F Eiger Manual	05-07	CV9507	CV9508			QB100		EZBOOT	
LTA400F King Quad Auto	08-20	CV9516	CV9508			QB100		EZBOOT	
LTF400F King Quad Manual	08-20		CV9508			QB100		EZBOOT	
LTA450 X King Quad	07-08	CV9501	CV9530	CV9501	CV9530	QB100	QB300	EZBOOT	EZ5039
LTA450 X King Quad	09-10	CV9501	CV9530	CV9501	CV9511	QB100	QB300	EZBOOT	EZ5039
LTF500F Quadrunner	98-02	CV9529	CV9508			QB100	QB300	EZBOOT	EZ5039
LTA500F Quad Master Auto	00-01	CV9529	CV9508			QB100	QB300	EZBOOT	EZ5039
LTA500F Vinson Auto	2002	CV9529	CV9508			QB100	QB300	EZBOOT	EZ5039
LTA500F Vinson Auto	03-05	CV9507	CV9507			QB100	QB300	EZBOOT	EZ5039
LTA500F Vinson Auto	06-07	CV9507	CV9508			QB100	QB300	EZBOOT	EZ5039
LTF500F Vinson Manual	03-05	CV9507	CV9507			QB100	QB300	EZBOOT	EZ5039
LTF500F Vinson Manual	06-07	CV9507	CV9508			QB100	QB300	EZBOOT	EZ5039
LTA500X King Quad	09-10	CV9516	CV9514	CV9516	CV9514	QB100	QB300	EZBOOT	EZ5039
LTA500X King Quad	11-18	CV9501	CV9530	CV9501	CV9511	QB100	QB300	EZBOOT	EZ5039
LTA500X King Quad	19-20	CV9516	CV9514	CV9516	CV9514	QB100	QB300	EZBOOT	EZ5039
LTV700F Twin Peaks	04-06	CV9507	CV9508			QB100	QB300	EZBOOT	EZ5039
LTA700X King Quad	05-06	CV9529	CV9530	CV9510	CV9530	QB100	QB300	EZBOOT	EZ5039
LTA700X King Quad	2007	CV9501	CV9530	CV9501	CV9530	QB100	QB300	EZBOOT	EZ5039
LTA750X King Quad	08-18	CV9501	CV9530	CV9501	CV9511	QB100	QB300	EZBOOT	EZ5039
LTA750X King Quad	19-20	CV9516	CV9514	CV9516	CV9514	QB100	QB300	EZBOOT	EZ5039
LTA750XP King Quad (w/Power Steering)	11-13	CV9501	CV9514	CV9516	CV9514	QB100	QB300	EZBOOT	EZ5039
LTA750XP King Quad (w/Power Steering)	14-20	CV9516	CV9514	CV9516	CV9514	QB100	QB300	EZBOOT	EZ5039



CV boots continue on the next page.



YAMAHA		CV BOOT KIT				UNIVERSAL QUICK BOOT	UNIVERSAL QUICK BOOT XL	UNIVERSAL FAST BOOT	UNIVERSAL EZ BOOT
MODEL	YEAR	FRONT INNER	FRONT OUTER	REAR INNER	REAR OUTER				
YFB250 Timberwolf	94-00	CV9504	CV9508			QB100		EZBOOT	
YFM350 Big Bear	87-96	CV9504	CV9508			QB100		EZBOOT	
YFM350 Big Bear	97-99	CV9512	CV9508			QB100		EZBOOT	
YFM350 Bruin	04-06	CV9504	CV9508			QB100		EZBOOT	
YFM350 Grizzly SRA	07-14	CV9504	CV9508			QB100		EZBOOT	
YFM350 Grizzly IRS	07-11	CV9507	CV9508	CV9512	CV9508	QB100		EZBOOT	
YFM350 Wolverine	95-05	CV9512	CV9508			QB100		EZBOOT	
YFM400 Big Bear	00-01	CV9512	CV9508			QB100		EZBOOT	
YFM400 Big Bear	02-06	CV9504	CV9508			QB100		EZBOOT	
YFM400 Big Bear IRS	07-12	CV9507	CV9508	CV9512	CV9508	QB100		EZBOOT	
YFM400 Grizzly IRS	07-08	CV9504	CV9508	CV9512	CV9508	QB100		EZBOOT	
YFM400 Kodiak	93-06	CV9504	CV9508			QB100		EZBOOT	
YFM450 Grizzly IRS	2007	CV9529	CV9508	CV9512	CV9508	QB100		EZBOOT	
YFM450 Grizzly IRS	08-14	CV9507	CV9508	CV9501	CV9508	QB100		EZBOOT	
YFM450 Kodiak	03-06	CV9529	CV9508	CV9512	CV9508	QB100		EZBOOT	
YFM450 Kodiak	18-20	CV9507	CV9514	CV9501	CV9514	QB100		EZBOOT	
YXR450 Rhino	06-09	CV9507	CV9509	CV9511	CV9509	QB100	QB300	EZBOOT	EZ5039
YFM450 Wolverine	06-10	CV9504	CV9508			QB100	QB300	EZBOOT	EZ5039
YFM550 Grizzly	09-13	CV9501	CV9514	CV9501	CV9514	QB100	QB300	EZBOOT	EZ5039
YFM550 Grizzly	2014	CV9507	CV9508	CV9501	CV9508	QB100	QB300	EZBOOT	EZ5039
YFM600 Grizzly	98-01	CV9512	CV9512			QB100	QB300	EZBOOT	EZ5039
YXR660 Rhino	2004	CV9507	CV9509	CV9512	CV9508	QB100	QB300	EZBOOT	EZ5039
YXR660 Rhino	2005	CV9507	CV9509	CV9511	CV9509	QB100	QB300	EZBOOT	EZ5039
YXR660 Rhino	06-07	CV9507	CV9506	CV9511	CV9509	QB100	QB300	EZBOOT	EZ5039
YFM660 Grizzly	2002	CV9529	CV9508	CV9512	CV9508	QB100	QB300	EZBOOT	EZ5039
YFM660 Grizzly	03-08	CV9508	CV9507	CV9512	CV9508	QB100	QB300	EZBOOT	EZ5039
YFM700 Grizzly	07-08	CV9501	CV9530	CV9501	CV9530	QB100	QB300	EZBOOT	EZ5039
YFM700 Grizzly	09-15	CV9501	CV9514	CV9501	CV9514	QB100	QB300	EZBOOT	EZ5039
YFM700 Grizzly	16-20	CV9501	CV9517	CV9501	CV9514	QB100	QB300	EZBOOT	EZ5039
YFM700 Kodiak	16-20	CV9501	CV9514	CV9501	CV9514	QB100	QB300	EZBOOT	EZ5039
YXR700 Rhino	08-13	CV9523	CV1917	CV9511	CV9518	QB100	QB300	EZBOOT	EZ5039
YXM700 Viking	14-20	CV9523	CV1917	CV9525	CV9517	QB100	QB300	EZBOOT	EZ5039
YXC700 Viking VI	15-20	CV9523	CV1917	CV9525	CV9517	QB100	QB300	EZBOOT	EZ5039
YXE700 Wolverine	16-18	CV9523	CV1917	CV9525	CV9517	QB100	QB300	EZBOOT	EZ5039
YXE850 Wolverine X2	19-20	CV9527	CV9517	CV9533	CV9517	QB100	QB300	EZBOOT	EZ5039
YXF850 Wolverine X4	18-20	CV9527	CV9517	CV9533	CV9517	QB100	QB300	EZBOOT	EZ5039
YXZ1000	16-20	CV9525	CV9504		CV9517		QB300		EZ5039

INDEX

WIDE OPEN PARTS

TIRES & WHEELS

BRAKES

AIR, OIL & FUEL

BATTERY & ELECTRICAL

ENGINE

BEARINGS

BUSHINGS

DRIVELINE

AXLES

BELTS

CONTROLS

TOOLS & CHEMICALS

EXHAUST

ACCESSORIES



Universal EZ Boot



Expandable universal CV boot replacement designed to expand over the All Balls EZ Trail Cone Tool found in the All Balls EZ Trail Boot kit. Material is expandable yet tough enough to be a permanent fix

Part #EZBOOT (Boot Only)

Part #EZTOOL (Kit with Cone Tool)

Universal EZ Boot XL



- Expandable universal cv boot replacement designed to expand over the All Balls EZ Trail Cone Tool found in the All Balls EZ Trail Boot kit.
- Material is expandable yet tough enough to be a permanent fix
- Two clamping diameters ensure a good fit on most vehicles.
- Boot material stays flexible even in extremely cold temperatures.
- Kit includes one universal boot, two stainless steel clamps, grease pack, and silicone cone lube.
- Lithium based Molybdenum Grease insures good lubrication for long CV joint life.
- This is a universal fit CV boot and may require trimming of any excess rubber.

Part #EZ5039 (Boot Only)

Part #EZ5038 (Kit with Cone Tool)

Universal Norrec Fast Boot



- Premium Quality — Fast-Boots are made in the US from premium quality rubber to minimize abrasion wear and provide a long service life.
- Total Coverage — Fast-Boot provides virtually total coverage for all ATV, UTV, Karts and mini-truck CV boot applications.
- This is a universal fit CV boot and may require trimming of any excess rubber.

Part #QB100

Universal Norrec Fast Boot X



- Fast-Boot X is a premium quality CV Boot that provides coverage for high performance ATVs and UTVs and Heavy Duty aftermarket CV axles.
- Premium Quality-Fast-Boot X cv boots are made in the US from premium quality rubber to minimize abrasion wear and provide a long service life.
- Coverage-Fast-Boot X provides coverage for high performance ATVs and UTVs with long travel suspensions and for larger HD aftermarket CV axles.
- Patented Design — Fast-Boot XL features a patented continuous convoluted design to more evenly distribute wear and minimize flex fatigue.
- Installation Options Fast-Boot XL can be installed like a traditional boot. It can also be installed "over-the-joint" using a Quick-Shot.
- Complete Kit each Fast-Boot X kits includes a boot, stainless steel clamps, CV grease, banding tool and detailed instructions.
- This is a universal fit CV boot and may require trimming of any excess rubber.

Part #QB300

INDEX

WIDE OPEN PARTS

TIRES & WHEELS

BRAKES

AIR, OIL & FUEL

BATTERY & ELECTRICAL

ENGINE

BEARINGS

BUSHINGS

DRIVELINE

AXLES

BELTS

CONTROLS

TOOLS & CHEMICALS

EXHAUST

ACCESSORIES



Quick-Shot



The Quick-Shot is a pneumatic CV boot installation tool designed for the quick installation of Fast-Boot CV boots. The Quick-Shot / Fast-Boot combination provides the fastest, cleanest and most effortless method possible to replace a CV boot on most ATV, UTV, Kart or Mini-truck manufactured from 1985 to current.

- Faster Installations...simply position boot on tool, apply air, position boot over CV joint, release air, slide boot in place — nothing is faster or easier.
- Reduced Disassembly...no axle removal required...no joint disassembly needed...boot installs over the CV joint.

Part #QBTOOL (Quick Shot Tool Only)

Part #QBTOOLKIT (Quick Shot Tool w/Premium Band Tool)

Premium Banding Tool



This professional grade tool that will provide the clamping tension needed for properly securing CV boots and other banding applications. Its integrated band cutter allows you to trim the clamp in one simple motion.

Part #QB200


CV Boot Clamps



Sold as a set of 2. (1 Large & 1 small)

PART # CV9535

CV Joint Grease Pack



Part #GREASE

Standard Banding Tool



The Standard Banding Tool features a tensioning nut for a simple, yet effective tool for installing CV clamps. It with the installer's ratchet and 1/2" socket or use the provided lever to tension the clamp.

Part #CV70015

INDEX

WIDE OPEN PARTS

TIRES & WHEELS

BRAKES

AIR, OIL & FUEL

BATTERY & ELECTRICAL

ENGINE

BEARINGS

BUSHINGS

DRIVELINE

AXLES

BELTS

CONTROLS

TOOLS & CHEMICALS

EXHAUST

ACCESSORIES

JMATV.COM
dealers online

ARE YOU REGISTERED @ JMATV.COM?
Place Orders » Check Inventory & Current Pricing
Save Time & Hassle — Register Today!





HP Drive Belts by DAYCO®

Superior strength & longer belt life.

HPX (High Performance Extreme) Drive Belts by DAYCO®

P-aramid cord reinforcement and engineered fiber-loaded neoprene compounding give this belt the durability demanded by high performance engines. Dayco® HPX ATV Belts have been proven to run cooler and to provide longer belt life than competitor belts.

XTX (Extreme Torque) Drive Belts by DAYCO®

XTX belts are engineered for 800cc and above engines. Specially-formulated high temperature Neoprene with the highest level of aramid fiber loading available delivers track-churning performance for the most aggressive riders. Break-through design features deeper cogs on top and rounded cogs on the bottom for ultimate flexibility and longer belt life.

DAYCO® Belt Display Part #DAYD

Dayco Display (Does not include belts).



INDEX

WIDE OPEN PARTS

TIRES & WHEELS

BRAKES

AIR, OIL & FUEL

BATTERY & ELECTRICAL

ENGINE

BEARINGS

BUSHINGS

DRIVELINE

AXLES

BELTS

CONTROLS

TOOLS & CHEMICALS

EXHAUST

ACCESSORIES

G-Force Belts by Gates®

This high-performance Neoprene (CR) belt which offers Original Equipment (OE) technology featuring trapezoid top-notch and rounded cog design for superior flexibility and heat dissipation. G-Force belts are engineered for drop-in performance utilizing aramid-reinforced-fiber loaded rubber and advanced aramid tensile cords surrounded by specially formulated adhesion gum to reduce edge cord pull out and increase belt life.

- Dynamometer testing proves G-Force belts outlast other high-performance belts as much as 5 times.
- Equivalent OE performance and durability at a reduced cost.
- OEM constructed drop-in belt with no clutching adjustments.
- Advanced aramid tensile cords and reinforced fiber loaded undercord are used in construction for durability and dependability.

G-Force C 12 Belts by Gates®

G-Force C 12 is an extreme-performance Neoprene (CR) belt which offers Original Equipment (OE) technology featuring trapezoid top-notch and rounded cog design for superior flexibility and heat dissipation. Carbon Cord belts are engineered for drop-in performance utilizing the strongest material on earth for tensile cord. Combined with a specially formulated adhesion gum, edge cord pull out is virtually non-existent.

- Carbon Tensile Cord ensures the belt maintains its design length and geometry.
- Superior resistance to edge cord pull out.
- Enhanced long term performance.
- Minimal-to-no stretch under load creates optimal power transmission.
- Unparalleled response during high load acceleration.

» GATES® BELT CROSS REFERENCE IS AVAILABLE ON PAGES 709-719



Belts continue on the next page.



Ultimax Performance Belts by Timken®



Performance Driven! Performance Proven!

- Each UltimaxATV belt is designed for its specific ATV/UTV/SxS application
- Specially formulated rubber compounds are durable and dependable
- Extensive lab and field testing ensures optimum performance
- Two year warranty
- Proudly made in the USA

MADE IN USA
USA
FOLLOW US!   
ultimaxbelts.com



INDEX

WIDE OPEN PARTS

TIRES & WHEELS

BRAKES

AIR, OIL & FUEL

BATTERY & ELECTRICAL

ENGINE

BEARINGS

BUSHINGS

DRIVELINE

AXLES

BELTS

CONTROLS

TOOLS & CHEMICALS

EXHAUST

ACCESSORIES



ARCTIC CAT/TEXTRON

MODEL	YEAR	DAYCO			GATES			ULTIMAX		
		HP #	HPX #	XTX #	G-FORCE #	C-12 HD #	REDLINE #	UHQ #	UA #	UXP #
50	04-05	BL053			BL4350				BLA402	
50	06-09				BL4355				BLA403	
90	07-21				BL4230				BLA415	
90 Alterra	17-18				BL4230				BLA415	
90 DVX	06-08				BL4355				BLA403	
90 DVX	07-12				BL4230				BLA415	
90 2X4 Utility	11-12				BL4230				BLA415	
90 Auto	02-03	BL053			BL4350				BLA402	
90 Auto	2005				BL4355				BLA414	
90 Youth	2006				BL4230				BLA415	
90 Youth 2-Stroke	2004	BL053			BL4350				BLA402	
90 Youth 4-Stroke	2004				BL4355				BLA414	
150	09-18				BL4360				BLA463	
250	06-09				BL4375				BLA460	
300	09-16				BL4375				BLA460	
300 Alterra	17-20				BL4375				BLA460	
366	08-12			BL2243X	BL4010	BL5100		BLQ459	BLA459	
375	2002	BL000		BL2240X	BL4015	BL5010		BLQ400	BLA400	
400	02-08	BL000		BL2240X	BL4015	BL5010		BLQ400	BLA400	
400 TRV	09-14			BL2243X	BL4010	BL5100		BLQ459	BLA459	
400	13-18			BL2243X	BL4010	BL5100		BLQ459	BLA459	
425	11-12			BL2243X	BL4010	BL5100		BLQ459	BLA459	
450	10-19			BL2243X	BL4010	BL5100		BLQ459	BLA459	
500 ATV	00-09	BL050			BL4020	BL5110		BLQ401	BLA401	
500 ATV	13-20			BL2243X	BL4010	BL5100		BLQ459	BLA459	
500 Prowler	14-20			BL2243X	BL4010	BL5100		BLQ459	BLA459	
550 ATV	09-17		BL238	BL2238X	BL4025	BL5115		BLQ406	BLA406	BLP406
550 Prowler	09-15		BL238	BL2238X	BL4025	BL5115		BLQ406	BLA406	BLP406
570 Alterra	19-20		BL238	BL2238X	BL4025	BL5115		BLQ406	BLA406	BLP406
650 H1	05-11		BL238	BL2238X	BL4025	BL5115		BLQ406	BLA406	BLP406
650 V2	04-06		BL217	BL2217X	BL4050	BL5030		BLQ459	BLA459	
650 TRV	2007		BL238	BL2238X	BL4025	BL5115		BLQ406	BLA406	BLP406

Belts continue on the next page.



ARCTIC CAT/TEXTRON										
MODEL	YEAR	DAYCO			GATES			ULTIMAX		
		HP #	HPX #	XTX #	G-FORCE #	C-12 HD #	REDLINE #	UHQ #	UA #	UXP #
650 Prowler	06-10		BL238	BL2238X	BL4025	BL5115			BLA406	BLP406
700 ATV	06-08		BL234	BL2234X	BL4025	BL5115		BLQ437	BLA437	BLP437
700 ATV	08-14		BL238	BL2238X	BL4025	BL5115			BLA445	BLP445
700 ATV	16-18			BL2243X	BL4025	BL5115			BLA406	BLP406
700 ATV	19-21		BL238	BL2238X	BL4025	BL5115			BLA445	BLP445
700 TBX	11-16		BL238	BL2238X	BL4025	BL5115			BLA445	BLP445
700 TBX	17-20		BL238	BL2238X	BL4025	BL5115			BLA406	BLP406
700 TRV	2008		BL234	BL2234X	BL4175	BL5080	BL6160	BLQ437	BLA437	BLP437
700 TRV	09-21		BL238	BL2238X	BL4025	BL5115			BLA406	BLP406
700 Diesel	07-15			BL2273X	BL4180				BLA420	
700 Prowler	08-16		BL238	BL2238X	BL4025	BL5115			BLA406	BLP406
700 Wildcat Trail/Sport	15-19			BL2272X	BL4185	BL5120	BL6010		BLA479	
800 Prowler Pro	19-20				BL4415	BL5280	BL6115	BLQ491	BLA491	
900 Stampede	17-20								BLA486	
1000 ATV	08-17			BL2234X	BL4030	BL5020			BLA445	BLP445
1000 TRV	17-18			BL2243X	BL4030	BL5020			BLA445	BLP445
1000 Havoc X	18-20				BL4430	BL5295	BL6165		BLA492	BLP492
1000 Prowler	10-17			BL2234X	BL4030	BL5020			BLA445	BLP445
1000 Wildcat	12-13			BL2234X	BL4190	BL5125	BL6005		BLA445	BLP445
1000 Wildcat/4/X (Late Model '13)	13-19			BL2259X	BL4190	BL5125	BL6005		BLA478	BLP478
1000 Wildcat XX	18-21				BL4440	BL5305	BL6175		BLA489	BLP489

- INDEX
- WIDE OPEN PARTS
- TIRES & WHEELS
- BRAKES
- AIR, OIL & FUEL
- BATTERY & ELECTRICAL
- ENGINE
- BEARINGS
- BUSHINGS
- DRIVELINE
- AXLES
- BELTS
- CONTROLS
- TOOLS & CHEMICALS
- EXHAUST
- ACCESSORIES



ARGO										
MODEL	YEAR	DAYCO			GATES			ULTIMAX		
		HP #	HPX #	XTX #	G-FORCE #	C-12 HD #	REDLINE #	UHQ #	UA #	UXP #
Bigfoot 6x6	98-06	BL036			BL4385				BLA433	
Conquest 6x6	03-06	BL036			BL4385				BLA433	
Vanguard 6x6	95-07	BL036			BL4385				BLA433	
Vanguard 2 6x6	06-07	BL036			BL4385				BLA433	
Avenger 8x8	04-16				BL4390				BLA428	
Conquest 8x8	95-06	BL036			BL4385				BLA433	
Response 8x8	96-07	BL036			BL4385				BLA433	
Conquest 8x8	16-18	BL036			BL4385				BLA433	
700 Avenger 8x8	13-14				BL4390				BLA428	
700 8x8 Heavy Duty	11-15				BL4390				BLA428	
750 Avenger 8x8	13-14				BL4390				BLA428	
750 8x8 Heavy Duty	10-15				BL4390				BLA428	

WHY G-FORCE REDLINE™ CVT BELTS?

- Greater heat resistance and recovery, even under severe duty cycles.
- Optimized, patented EE compound maximizes axial stiffness enabling belts to run at higher continuous torques or loads.
- Innovative design results in better acceleration, higher top speeds, less speed ratio and energy loss in extreme off-road environments.
- Improved durability, crack and wear-resistance means a longer-lasting, high-performance power transmission belt for the most demanding applications.
- Reduced Environmental Risk — made without harmful chlorinated compounds.



RACE-PROVEN INNOVATION

Extensively lab and field-tested, G-orce RedLine CVT belts are engineered to handle the wildest rides in the dunes, deserts, mountains and on race tracks

Belts continue on the next page.





CAN AM										
MODEL	YEAR	DAYCO			GATES			ULTIMAX		
		HP #	HPX #	XTX #	G-FORCE #	C-12 HD #	REDLINE #	UHQ #	UA #	UXP #
50 Quest	04-05	BL035								
DS50	03-06	BL053			BL4350				BLA436	
DS70	10-20				BL4445					
DS90	04-06	BL053			BL4350				BLA436	
DS90	10-20				BL4445					
DS250	08-16				BL4195					
330 Outlander	04-05	BL035			BL4034			BLQ435	BLA435	
400 Outlander	03-15	BL035			BL4034			BLQ435	BLA435	
450 Outlander	15-17	BL035			BL4034			BLQ435	BLA435	
450 Outlander	18-21	BL035			BL4325			BLQ435	BLA435	
500 Defender	17-21	BL035			BL4325			BLQ435	BLA435	
500 Outlander	04-15		BL236	BL2236X	BL4040	BL5025	BL6015	BLQ446	BLA446	BLP446
500 Quest	02-04			BL2274X	BL4034				BLA420	
500 Quest XT	02,04	BL035			BL4034					
500 Renegade	2008		BL236	BL2236X	BL4040	BL5025	BL6015	BLQ419	BLA419	BLP419
500 Renegade	09-15		BL236	BL2236X	BL4040	BL5025	BL6015	BLQ446	BLA446	BLP446
570 Outlander	16-21			BL2236X	BL4040	BL5025	BL6015	BLQ446	BLA446	BLP446
570 Renegade	16-21			BL2236X	BL4040	BL5025	BL6015	BLQ446	BLA446	BLP446
650 Outlander	06-08		BL236	BL2236X	BL4040	BL5025	BL6015	BLQ419	BLA419	BLP419
650 Outlander	09-21		BL236	BL2236X	BL4040	BL5025	BL6015	BLQ446	BLA446	BLP446
650 Quest/XT	02-04			BL2274X	BL4035	BL5130			BLA420	
650 Renegade	18-20			BL2236X	BL4040	BL5025	BL6015	BLQ446	BLA446	BLP446
800 Commander	11-20			BL2236X	BL4040	BL5025	BL6015		BLA446	BLP446
800 Defender	16-21			BL2287X	BL4435	BL5300	BL6045		BLA487	BLP487
800 Maverick Trail	18-21			BL2287X	BL4435	BL5300	BL6045		BLA487	BLP487
800 Outlander	06-08		BL236	BL2236X	BL4040	BL5025	BL6015	BLQ419	BLA419	BLP419
800 Outlander	09-15		BL236	BL2236X	BL4040	BL5025	BL6015	BLQ446	BLA446	BLP446
800 Renegade	07-08		BL236	BL2236X	BL4040	BL5025	BL6015	BLQ419	BLA419	BLP419
800 Renegade	09-15		BL236	BL2236X	BL4040	BL5025	BL6015	BLQ446	BLA446	BLP446
850 Outlander	16-21			BL2236X	BL4040	BL5025	BL6015	BLQ446	BLA446	BLP446
850 Renegade	16-21			BL2236X	BL4040	BL5025	BL6015	BLQ446	BLA446	BLP446
900 Maverick X3	17-18			BL2287X	BLS014G	BLS014C	BL6035		BLA487	BLP487
900 Maverick X3 Turbo/R/RR	17-21			BL2287X		BL5300	BL6045		BLA488	BLP488
1000 Commander	11-20			BL2236X	BL4040	BL5025	BL6015		BLA446	BLP446
1000 Defender	16-20			BL2287X	BL4435	BL5300	BL6045		BLA487	BLP487
1000 Defender	2021				BL4435	BL5300	BL6045		BLA488	BLP488
1000 Maverick	13-18			BL2236X	BL4040	BL5025	BL6015		BLA446	BLP446
1000 Maverick Trail	18-21			BL2287X	BL4435	BL5300	BL6045		BLA487	BLP487
1000 Maverick Turbo	16-18			BL2236X		BL5300	BL6045		BLA488	BLP488
1000 Maverick Sport	19-21			BL2287X	BL4435	BL5300	BL6045		BLA487	BLP487
1000 Outlander	12-21			BL2236X	BL4040	BL5025	BL6015		BLA446	BLP446
1000 Renegade	12-21			BL2236X	BL4040	BL5025	BL6015		BLA446	BLP446

- INDEX
- WIDE OPEN PARTS
- TIRES & WHEELS
- BRAKES
- AIR, OIL & FUEL
- BATTERY & ELECTRICAL
- ENGINE
- BEARINGS
- BUSHINGS
- DRIVELINE
- AXLES
- BELTS**
- CONTROLS
- TOOLS & CHEMICALS
- EXHAUST
- ACCESSORIES

Belts continue on the next page.





CF MOTO										
MODEL	YEAR	DAYCO			GATES			ULTIMAX		
		HP #	HPX #	XTX #	G-FORCE #	C-12 HD #	REDLINE #	UHQ #	UA #	UXP #
400 CForce/S	16-20								BLA483	
500 CF500	07-14			BL2262X					BLA483	
500 CF500-5 Rancher	10-13			BL2262X					BLA483	
500 CForce /HO/S/X5	14-20			BL2262X					BLA483	
500 UForce /HO	14-20			BL2262X					BLA483	
500 UForce Rancher	11-13			BL2262X					BLA483	
500 X5 Terralander	11-14			BL2262X					BLA483	
500 ZForce HO/ Z5/500 Snyder SSV	2016			BL2262X					BLA483	
500 ZForce Trail	18-20			BL2262X					BLA483	
500 ZForce Z5/ SNYPER SSV	17-19			BL2262X					BLA483	
600 CF600-5 Rancher	11-13			BL2262X					BLA483	
600 CForce	19-20			BL2262X					BLA483	
600 UForce Rancher	11-14			BL2262X					BLA483	
600 X6	11-13			BL2262X					BLA483	
600 Z6 Sport SSV	12-14			BL2262X					BLA483	
600 Z6 Terracross	11-14			BL2262X					BLA483	
600 Z6 ZForce SSV	2013			BL2262X					BLA483	
600 Z6-EX Sport	12-14			BL2262X					BLA483	
600 ZForce Z6 Sport SSV	2015			BL2262X					BLA483	
600 ZForce Z6Snyder SSV	2011			BL2262X					BLA483	
625 X6 Terralander	11-14			BL2262X					BLA483	
625 Z6-EX Terracross	12-14			BL2262X					BLA483	
800 CF800-3 Tracker	2013			BL2261X					BLA484	
800 CForce 800	19-20			BL2290X					BLA485	
800 CForce 800/X8	15-18			BL2261X			BL6145		BLA484	
800 UForce 800/EX	14-20			BL2261X					BLA484	
800 UForce Tracker	13-14			BL2261X					BLA484	
800 X8 Terralander	12-14			BL2261X			BL6145		BLA484	
800 Z8-EX Terracross EX	2014			BL2261X					BLA484	
800 ZForce 800/Z8/Trail SNYPER SSV	16-19			BL2261X					BLA484	
800 ZForce EX	18-20			BL2261X					BLA484	
800 ZForce Trail	18-20			BL2261X					BLA484	
800 ZForce Z8/EX Sport SSV	2015			BL2261X					BLA484	
950 ZForce Sport	2020			BL2290X					BLA485	
1000 CForce	19-20			BL2290X					BLA485	
1000 UForce	19-20			BL2290X					BLA485	
1000 ZForce	2018			BL2290X					BLA485	
1000 ZForce 1000/Z/EX SNYPER SSV	19-20			BL2290X					BLA485	

INDEX

WIDE OPEN PARTS

TIRES & WHEELS

BRAKES

AIR, OIL & FUEL

BATTERY & ELECTRICAL

ENGINE

BEARINGS

BUSHINGS

DRIVELINE

AXLES

BELTS

CONTROLS

TOOLS & CHEMICALS

EXHAUST

ACCESSORIES



HONDA										
MODEL	YEAR	DAYCO			GATES			ULTIMAX		
		HP #	HPX #	XTX #	G-FORCE #	C-12 HD #	REDLINE #	UHQ #	UA #	UXP #
FL250 Odyssey	77-84	BL325							BLA405	
FL350 Odyssey	85-88	BL304							BLA404	
FL400R Pilot	89-90				BL4085	BL5035		BLQ412	BLA412	

Belts continue on the next page.



JOHN DEERE										
MODEL	YEAR	DAYCO			GATES			ULTIMAX		
		HP #	HPX #	XTX #	G-FORCE #	C-12 HD #	REDLINE #	UHQ #	UA #	UXP #
AMT600	87-90				BL4395				BLA466	
AMT622	88-90				BL4395				BLA466	
AMT626	90-92				BL4395				BLA466	
Buck Utility 500	05-06				BL4034			BLQ435	BLA435	
Buck Utility 650	05-06				BL4035				BLA420	
CS Gator	04-06				BL4400				BLA468	
CX Gator	04-12				BL4400				BLA468	
Gator 286cc	93-05				BL4395				BLA466	
Gator 4x2	96-05				BL4405				BLA467	
Gator 617cc	93-05				BL4405				BLA467	
Gator 6x4	96-06				BL4405				BLA467	
Gator TH 6x4 Gator (Diesel) 675cc	05-12								BLA474	
Gator TH 6x4 Gator (Gas) 675cc	05-12								BLA474	
Gator TS (286cc)	05-09								BLA474	
Gator TS (351cc)	10-14								BLA474	
HPX 4X2 Gator	04-05		BL251		BL4410	BL5275	BL6100	BLQ469	BLA469	BLP469
HPX 4x4 Diesel	04-18		BL251		BL4410	BL5275	BL6100	BLQ469	BLA469	BLP469
HPX 4X4 Gator	04-18		BL251		BL4410	BL5275	BL6100	BLQ469	BLA469	BLP469
HPX 4X4 Trail	04-05		BL251		BL4410	BL5275	BL6100	BLQ469	BLA469	BLP469
HPX Gator 4x4	04-07		BL251		BL4410	BL5275	BL6100	BLQ469	BLA469	BLP469
HPX Gator 4x4 (Diesel)	04-07		BL251		BL4410	BL5275	BL6100	BLQ469	BLA469	BLP469
HPX615E	2019		BL251		BL4410	BL5275	BL6100	BLQ469	BLA469	BLP469
HPX815E	2019		BL251		BL4410	BL5275	BL6100	BLQ469	BLA469	BLP469
RSX850i Gator(839cc)	13-16		BL248		BL4300	BL5255	BL6085		BLA473	
RSX850i Sport (839cc)	13-16		BL248		BL4300	BL5255	BL6085		BLA473	
RSX850i Trail (839cc)	12-16		BL248		BL4300	BL5255	BL6085		BLA473	
RSX860E	17-19		BL248		BL4300	BL5255	BL6085		BLA473	
RSX860i Gator (850cc)	16-18		BL248		BL4300	BL5255	BL6085		BLA473	
RSX860M	17-19		BL248		BL4300	BL5255	BL6085		BLA473	
TH 6x4 Gator (Diesel)	2016								BLA474	
TH 6x4 Gator (Gas)	2016								BLA474	
Trail 4x2	04-07		BL251		BL4410	BL5275	BL6100	BLQ469	BLA469	BLP469
Trail 4x4	04-07		BL251		BL4410	BL5275	BL6100	BLQ469	BLA469	BLP469
Trail Buck 500	2005							BLQ435	BLA435	
Trail Buck 650	2005								BLA420	
Trail Gator (286cc)	99-05								BLA466	
Trail Gator (617cc)	99-05				BL4405				BLA467	
Trail Gator (685cc)	04-06				BL4405				BLA467	
Trail Gator 4x2	01-02								BLA466	
Trail Gator 6x4	01-02				BL4405				BLA467	
TS 4x2	2019		BL251		BL4410	BL5275	BL6100	BLQ469	BLA469	BLP469
TS 4X2 Gator	04-16								BLA474	
Turf Gator	97-05								BLA474	
TX 4x2	2019		BL251		BL4410	BL5275	BL6100	BLQ469	BLA469	BLP469
TX 4X2 Gator (401cc)	05-12								BLA474	
TX Gator (675cc)	10-14								BLA474	
TX Turf Gator	05-16								BLA474	
Worksite 6x4	01-04				BL4405				BLA467	
XUV 550 Gator	12-16		BL250		BL4315				BLA475	
XUV 550 Gator S4	2012		BL250		BL4315				BLA475	
XUV 620i Gator	07-11				BL4320			BLQ470	BLA470	BLP470
XUV 625i Gator	11-18				BL4320			BLQ470	BLA470	BLP470
XUV 825i Gator	11-16				BL4345	BL5265	BL6130	BLQ471	BLA471	BLP471
XUV 825i Gator S4	13-16				BL4345	BL5265	BL6130	BLQ471	BLA471	BLP471
XUV 850D Gator	07-10				BL4340		BL6120	BLQ472	BLA472	
XUV 855D Gator	11-14				BL4345	BL5265	BL6130	BLQ471	BLA471	BLP471
XUV 855D Gator	15-18				BL4420	BL5285	BL6125			

Belts continue on the next page.

- INDEX
- WIDE OPEN PARTS
- TIRES & WHEELS
- BRAKES
- AIR, OIL & FUEL
- BATTERY & ELECTRICAL
- ENGINE
- BEARINGS
- BUSHINGS
- DRIVELINE
- AXLES
- BELTS**
- CONTROLS
- TOOLS & CHEMICALS
- EXHAUST
- ACCESSORIES





KAWASAKI										
MODEL	YEAR	DAYCO			GATES			ULTIMAX		
		HP #	HPX #	XTX #	G-FORCE #	C-12 HD #	REDLINE #	UHQ #	UA #	UXP #
KFX50	13-20								BLA462	
KFX80	03-06				BL4130				BLA421	
KFX90	07-20				BL4230				BLA415	
KVF300 Brute Force	12-21				BL4200				BLA452	
KVF300 Prairie	99-02	BL020			BL4045				BLA409	
KVF360 Prairie	2003	BL019			BL4050	BL5030		BLQ450	BLA450	BLP450
KVF360 Prairie	04-13	BL017	BL217		BL4050	BL5030		BLQ450	BLA450	BLP450
KVF400 Prairie	96-98	BL022			BL4075				BLA411	
KVF400 Prairie	99-02	BL2021			BL4210				BLA410	
KVF650 Prairie	02-03	BL018	BL218		BL4050	BL5030		BLQ450	BLA450	BLP450
KVF650 Brute Force SRA	05-13	BL017	BL217	BL2217X	BL4050	BL5030		BLQ450	BLA450	BLP450
KVF650i Brute Force IRS	06-13	BL017	BL217	BL2217X	BL4050	BL5030		BLQ450	BLA450	BLP450
KVF700 Prairie	04-06	BL017	BL217	BL2217X	BL4050	BL5030		BLQ450	BLA450	BLP450
KFX700 V-Force	04-09	BL017	BL217	BL2217X	BL4050	BL5030		BLQ450	BLA450	BLP450
KVF750i Brute Force	05-11	BL017	BL217	BL2217X	BL4050	BL5030		BLQ450	BLA450	BLP450
KVF750i Brute Force	12-21			BL2240X	BL4050	BL5030		BLQ450	BLA450	BLP450
KRF750 Teryx	08-13			BL2240X	BL4050	BL5030			BLA450	BLP450
KRT750 Teryx 4	11-13			BL2255X	BL4170	BL5070			BLA458	
KRF800 Teryx	2014				BL4290	BL5245			BLA477	BLP477
KRF800 Teryx	2015			BL2263X	BL4295	BL5135			BLA477	BLP477
KRF800 Teryx	16-21				BL4310	BL5260	BL6105		BLA438	BLP438
KRT800 Teryx 4	2014				BL4290	BL5245			BLA477	BLP477
KRT800 Teryx 4	2015			BL2263X	BL4295	BL5135			BLA477	BLP477
KRT800 Teryx 4	16-21				BL4310	BL5260	BL6105		BLA438	BLP438
KRX1000 Teryx	20-21						BL6170		BLA496	BLP496
KAF300 520/550 Mule	96-04	BL023			BL4265				BLA444	
KAF400 600/610 Mule XC	05-16			BL2257X	BL4060	BL5140		BLQ451	BLA451	BLP451
KAF400 600/610 Mule SX	17-20			BL2257X	BL4060	BL5140		BLQ451	BLA451	BLP451
KAF450 1000/2010 Mule	88-98	BL028			BL4065	BL5145			BLA439	
KAF540 2020/2030 Mule	89-97	BL028			BL4065	BL5145			BLA439	
KAF620 2500 Series Mule	92-03	BL024			BL4070			BLQ429	BLA429	
KAF950 2500 Series Mule Diesel	00-03				BL4165	BL5210	BL6110			
KAF620 3000 Series Mule	00-08	BL025			BL4065	BL5145		BLQ442	BLA442	BLP442
KAF620 3010-4010 Series Mule	00-21	BL026			BL4065	BL5145		BLQ442	BLA442	BLP442
KAF950 3010-4010 Series Mule Diesel	02-13			BL2253X	BL4215	BL5150	BL6140		BLA481	
KAF700 Mule PRO-MX	19-21									
KAF820 Mule PRO-FX	16-20			BL2280X	BL4220	BL5155	BL6155		BLA482	
KAF820 Mule PRO-FXR	19-20			BL2280X	BL4220	BL5155	BL6155		BLA482	
KAF820 Mule PRO-FXT	15-20			BL2280X	BL4220	BL5155	BL6155		BLA482	
KAF1000 Mule PRO-DX Diesel	16-21			BL2280X	BL4220	BL5155	BL6155		BLA482	
KAF1000 Mule PRO-DXT Diesel	16-21			BL2280X	BL4220	BL5155	BL6155		BLA482	

Belts continue on the next page.



KYMCO										
MODEL	YEAR	DAYCO			GATES			ULTIMAX		
		HP #	HPX #	XTX #	G-FORCE #	C-12 HD #	REDLINE #	UHQ #	UA #	UXP #
50 Mongoose	04-10								BLA462	
90 Mongoose	04-20				BL4230				BLA415	
150 MXer	02-03				BL4360				BLA463	
150 MXU	05-20				BL4370				BLA460	
250 Mongoose	04-08				BL4370				BLA460	
250 MXU	2005				BL4370				BLA460	
270 Mongoose	16-20				BL4370				BLA460	
270 MXU	16-20				BL4370				BLA460	
300 Mongoose	01-14				BL4370				BLA460	
300 MXU	06-14				BL4370				BLA460	
375 Maxxer	10-14			BL2243X	BL4010	BL5100		BLQ459	BLA459	
375 MXU	09-11			BL2243X	BL4010	BL5100		BLQ459	BLA459	
450 Maxxer	2011			BL2243X	BL4010	BL5100		BLQ459	BLA459	
450i Maxxer	15-17			BL2243X	BL4010	BL5100		BLQ459	BLA459	
450i MXU	11-20			BL2243X	BL4010	BL5100		BLQ459	BLA459	
450i UXV	15-20			BL2243X	BL4010	BL5100		BLQ459	BLA459	
500 MXU	07-16			BL2278X	BL4330				BLA464	
500i MXU	2018			BL2278X	BL4330				BLA464	
500i MXU	2015			BL2278X	BL4330				BLA464	
500i MXU	11-12			BL2278X	BL4330				BLA464	
500i MXU DX	2017			BL2278X	BL4330				BLA464	
501 MXU 501	2012			BL2278X	BL4330				BLA464	
550i MXU EX	2017			BL2278X	BL4330				BLA464	
700 MXU	14-16			BL2278X	BL4330				BLA464	
700i MXU	13-20			BL2278X	BL4330				BLA464	
500 UXC	2014			BL2278X	BL4330				BLA464	
500 UXV	09-14			BL2278X	BL4330				BLA464	
500i UXV	12-18			BL2278X	BL4330				BLA464	
700 UXV	14-16			BL2278X	BL4330				BLA464	
700i UXV	15-20			BL2278X	BL4330				BLA464	

- INDEX
- WIDE OPEN PARTS
- TIRES & WHEELS
- BRAKES
- AIR, OIL & FUEL
- BATTERY & ELECTRICAL
- ENGINE
- BEARINGS
- BUSHINGS
- DRIVELINE
- AXLES
- BELTS**
- CONTROLS
- TOOLS & CHEMICALS
- EXHAUST
- ACCESSORIES



POLARIS										
MODEL	YEAR	DAYCO			GATES			ULTIMAX		
		HP #	HPX #	XTX #	G-FORCE #	C-12 HD #	REDLINE #	UHQ #	UA #	UXP #
All Models	94-98	BL001			BL4085	BL5035		BLQ412	BLA412	
Most EBS 250-425cc	00-07	BL002			BL4225E			BLQ413	BLA413	BLP413
Most All Non-EBS 250-425cc	99-15	BL003	BL203		BL4085	BL5035		BLQ412	BLA412	
50/90										
Outlaw/Pred/Sportsman	07-18				BL4230				BLA415	
110 Outlaw/Sportsman	16-21				BL4230				BLA415	
170 RZR	09-21				BL4105				BLA454	
200 Phoenix	05-21				BL4365				BLA453	
300 Hawkeye	06-07								BLA427	
300 Hawkeye	09-10								BLA440	
300 Sportsman	08-10				BL4380				BLA440	
325 Ace	14-16			BL2252X	BL4255	BL5075	BL6080	BLQ441	BLA441	BLP441
325 Ranger ETX	15-16			BL2266X	BL4145	BL6000		BLQ457	BLA457	BLP457
400 Ranger	11-14		BL203		BL4085	BL5035		BLQ412	BLA412	
400 Sportsman	08-10				BL4380				BLA440	
450 Sportsman	16-21		BL239	BL2239X	BL4090	BL5040	BL6060	BLQ426	BLA426	BLP426
500 Ranger	01-10	BL003	BL203		BL4085	BL5035		BLQ412	BLA412	
500 Ranger EFI	11-13		BL239	BL2239X	BL4090	BL5040	BL6060	BLQ426	BLA426	BLP426

Belts continue on the next page.





POLARIS										
MODEL	YEAR	DAYCO			GATES			ULTIMAX		
		HP #	HPX #	XTX #	G-FORCE #	C-12 HD #	REDLINE #	UHQ #	UA #	UXP #
500 Ranger	17-21			BL2266X	BL4145	BL6000		BLQ457	BLA457	BLP457
500 Ace	17-19			BL2266X	BL4305	BL5240	BL6095	BLQ457	BLA457	BLP457
500 Sportsman	96-00	BL003	BL203		BL4085	BL5035		BLQ412	BLA412	
500 Sportsman EFI	2006	BL004	BL2204		BL4240E			BLQ412	BLA412	
500 Sportsman EFI	2007	BL003	BL203		BL4085	BL5035		BLQ412	BLA412	
500 Sportsman EFI	08-09		BL239	BL2239X	BL4090	BL5040	BL6060	BLQ412	BLA412	
500 Sportsman HO (Carb Models)	01-12	BL003	BL203		BL4085	BL5035		BLQ412	BLA412	
500 Sportsman HO	2013		BL239	BL2239X	BL4085	BL5035		BLQ412	BLA412	
550 Sportsman	2010			BL2244X	BL4100	BL5050	BL6070	BLQ426	BLA426	BLP426
550 Sportsman	11-13			BL2244X	BL4100	BL5050	BL6070	BLQ448	BLA448	BLP448
550 Sportsman	2014			BL2267X	BL4245			BLQ448	BLA448	BLP448
570 Ace	15-17			BL2252X	BL4145	BL6000		BLQ441	BLA441	BLP441
570 Ace	18-19			BL2266X	BL4305	BL5240	BL6095	BLQ457	BLA457	BLP457
570 Ranger (Midsize)	14-21			BL2266X	BL4145	BL6000		BLQ457	BLA457	BLP457
570 Ranger (Fullsize)	15-21			BL2266X	BL4145	BL6000		BLQ457	BLA457	BLP457
570 RZR	12-16			BL2254X	BL4140	BL5095		BLQ457	BLA457	BLP457
570 RZR	17-21			BL2279X	BL4305	BL5240	BL6095	BLQ457	BLA457	BLP457
570 RZR S	17-18			BL2279X	BL4305	BL5240	BL6095	BLQ457	BLA457	BLP457
570 Sportsman	14-21			BL2239X	BL4090	BL5040	BL6060	BLQ426	BLA426	BLP426
600 Sportsman	03-05	BL004	BL2204		BL4240E			BLQ413	BLA413	BLP413
700 Ranger XP	05-07		BL237	BL2249X	BL4115	BL5060	BL6065	BLQ424	BLA424	BLP424
700 Ranger XP/HD	08-09			BL2249X	BL4095	BL5045	BL6090	BLQ424	BLA424	BLP424
700 Sportsman	02-06	BL004	BL2204		BL4240E			BLQ413	BLA413	BLP413
700 Sportsman	2007			BL2239X	BL4110			BLQ426	BLA426	BLP426
700 Sportsman	2008			BL2239X	BL4090	BL5040	BL6060	BLQ426	BLA426	BLP426
800 Ranger	10-16			BL2250X	BL4095	BL5045	BL6090	BLQ424	BLA424	BLP424
800 RZR	08-11		BL239	BL2239X	BL4090	BL5040	BL6060	BLQ426	BLA426	BLP426
800 RZR	12-14			BL2250X	BL4095	BL5045	BL6090	BLQ426	BLA426	BLP426
800 RZR 4	2011			BL2250X	BL4095	BL5045	BL6090	BLQ426	BLA426	BLP426
800 RZR 4	12-14			BL2250X	BL4095	BL5045	BL6090	BLQ424	BLA424	BLP424
800 RZR S	2009			BL2248X	BL4115	BL5060	BL6065	BLQ448	BLA448	BLP448
800 RZR S	10-14			BL2250X	BL4095	BL5045	BL6090	BLQ424	BLA424	BLP424
800 Sportsman	05-06		BL237	BL2249X	BL4115	BL5060	BL6065	BLQ424	BLA424	BLP424
800 Sportsman	07-14		BL239	BL2239X	BL4090	BL5040	BL6060	BLQ426	BLA426	BLP426
850 Scrambler (Mfg. before 10/15/12)	2013			BL2244X	BL4100	BL5050	BL6070		BLA448	BLP448
850 Scrambler (Mfg. after 10/15/12)	13-21			BL2268X	BL4250	BL5160	BL6075		BLA448	BLP448
850 Sportsman (Mfg. before 10/15/12)	09-13			BL2244X	BL4100	BL5050	BL6070		BLA448	BLP448
850 Sportsman (Mfg. after 10/15/12)	13-21			BL2268X	BL4250	BL5160	BL6075		BLA448	BLP448
900 Ace SP	16-18			BL2252X	BL4255	BL5075	BL6080	BLQ441	BLA441	BLP441
900 Ace XC	17-18			BL2264X	BL4260	BL5170	BL6025	BLQ441	BLA441	BLP441
900 Ranger	13-19			BL2252X	BL4255	BL5075	BL6080	BLQ441	BLA441	BLP441
900 Ranger Diesel	11-14			BL2256X	BL4125	BL5175	33R3836		BLA455	
900 RZR	2011			BL2251X	BL4120	BL5065	BL6020	BLQ441	BLA441	BLP441
900 RZR	12-14			BL2252X	BL4120	BL5065	BL6020	BLQ441	BLA441	BLP441
900 RZR	15-21			BL2264X	BL4260	BL5170	BL6025	BLQ441	BLA441	BLP441
900 RZR 4	12-14			BL2252X	BL4120	BL5065	BL6020	BLQ441	BLA441	BLP441
900 RZR 4	15-17			BL2264X	BL4260	BL5170	BL6025	BLQ441	BLA441	BLP441
925 RZR Turbo	2016			BL2276X		BL5180	BL6040		BLA480	BLP480
925 RZR Turbo	17-21			BL2288X		BL5190	BL6055		BLA480	BLP480
925 RZR 4 Turbo	17-21			BL2288X		BL5190	BL6055		BLA480	BLP480
925 RZR Pro XP	20-21			BL2288X		BL5190	BL6055		BLA480	BLP480
925 RZR Pro XP 4	20-21			BL2288X		BL5190	BL6055		BLA480	BLP480
1000 General	16-21			BL2279X	BL4305	BL5240	BL6095		BLA441	BLP441
1000 General 4	17-21			BL2279X	BL4305	BL5240	BL6095		BLA441	BLP441

Belts continue on the next page.



POLARIS										
MODEL	YEAR	DAYCO			GATES			ULTIMAX		
		HP #	HPX #	XTX #	G-FORCE #	C-12 HD #	REDLINE #	UHQ #	UA #	UXP #
1000 Ranger FULL SIZE	20-21								BLA493	
1000 Ranger FULL SIZE Crew	20-21								BLA493	
1000 Ranger PS	18-19			BL2276X		BL5180	BL6040		BLA480	BLP480
1000 Ranger PS Crew	2018			BL2279X		BL6050	BL6030		BLA441	BLP441
1000 Ranger PS Crew	2021								BLA493	
1000 Ranger XP	2017			BL2279X		BL6050	BL6030		BLA441	BLP441
1000 Ranger XP	18-21			BL2276X		BL5180	BL6040		BLA480	BLP480
1000 Ranger XP Crew	2017			BL2279X		BL6050	BL6030		BLA441	BLP441
1000 Ranger XP Crew	19-21			BL2276X		BL5180	BL6040		BLA480	BLP480
1000 Ranger XP PS	2018			BL2276X		BL5180	BL6040		BLA480	BLP480
1000 Ranger XP PS Crew	17-18			BL2279X		BL6050	BL6030		BLA441	BLP441
1000 Ranger XP PS Crew	2019			BL2276X		BL5180	BL6040		BLA480	BLP480
1000 Ranger Diesel	15-18			BL2269X	BL4270	BL5270	BL6135	BLQ476	BLA476	
1000 Ranger Diesel Crew	15-18			BL2269X	BL4270	BL5270	BL6135	BLQ476	BLA476	
1000 RZR	2014			BL2252X	BL4120	BL5065	BL6020		BLA441	BLP441
1000 RZR	15-21			BL2275X		BL6050	BL6030		BLA441	BLP441
1000 RZR 4	2014			BL2252X	BL4120	BL5065	BL6020		BLA441	BLP441
1000 RZR 4	15-21			BL2275X		BL6050	BL6030		BLA441	BLP441
1000 RZR S	16-20			BL2275X		BL6050	BL6030		BLA441	BLP441
1000 RZR RS1	18-21			BL2276X		BL5180	BL6040		BLA480	BLP480
1000 Scrambler HL/HO/S/XP	14-21			BL2268X	BL4250	BL5160	BL6075		BLA448	BLP448
1000 Sportsman HL/S/SP/XP	15-21			BL2268X	BL4250	BL5160	BL6075		BLA448	BLP448

INDEX

WIDE OPEN PARTS

TIRES & WHEELS

BRAKES

AIR, OIL & FUEL

BATTERY & ELECTRICAL

ENGINE

BEARINGS

BUSHINGS

DRIVELINE

AXLES

BELTS

CONTROLS

TOOLS & CHEMICALS

EXHAUST

ACCESSORIES



SUZUKI										
MODEL	YEAR	DAYCO			GATES			ULTIMAX		
		HP #	HPX #	XTX #	G-FORCE #	C-12 HD #	REDLINE #	UHQ #	UA #	UXP #
LT80	87-06								BLA421	
LTA/F400 Eiger	02-07	BL027		BL2240X	BL4050	BL5030		BLQ400	BLA400	
LTA/F400 King Quad	08-20	BL027		BL2240X	BL4050	BL5030		BLQ400	BLA400	
LTA/F450 King Quad	07-13			BL2247X	BL4135	BL5185			BLA443	
LTA/F500 Quad Master/Runner	00-01	BL050			BL4020	BL5110		BLQ400	BLA400	
LTA/F500 King Quad	09-20			BL2247X	BL4135	BL5185			BLA443	
LTA/F500 Vinson	02-07	BL050			BL4020	BL5110		BLQ401	BLA401	
LTA700 King Quad	05-07		BL234	BL2234X	BL4020	BL5110		BLQ437	BLA437	BLP437
LTA700 Twin Peaks	04-05	BL017	BL217		BL4015	BL5010		BLQ450	BLA450	BLP450
LTA750 King Quad	08-20		BL234	BL2234X	BL4175	BL5080	BL6160	BLQ437	BLA437	BLP437

Belts continue on the next page.





YAMAHA			DAYCO			GATES			ULTIMAX		
MODEL	YEAR	DAYCO			GATES			ULTIMAX			
		HP #	HPX #	XTX #	G-FORCE #	C-12 HD #	REDLINE #	UHQ #	UA #	UXP #	
YFX50	17-20				BL4445						
YFM90 Raptor	16-20				BL4445						
YFM125 Breeze/Grizzly	91-13				BL4055				BLA425		
YFM350 Bruin	2004			BL2205X	BL4150				BLA416		
YFM350 Bruin	05-06			BL2240X	BL4150				BLA416		
YFM350 Grizzly	07-14			BL2240X	BL4150				BLA416		
YFM350 Wolverine	07-08			BL2240X	BL4150				BLA416		
YFM400 Grizzly/Kodiak	00-08			BL2205X	BL4275			BLQ417	BLA417	BLP417	
YFM450 Grizzly/Kodiak	03-14			BL2205X	BL4275			BLQ417	BLA417	BLP417	
YFM450 Kodiak	18-21			BL2205X	BL4275			BLQ417	BLA417	BLP417	
YXR450 Rhino	06-07			BL2205X	BL4275			BLQ417	BLA417	BLP417	
YFM450 Wolverine	06-10			BL2205X	BL4275			BLQ417	BLA417	BLP417	
YFM550 Grizzly	09-14		BL233	BL2233X	BL4160	BL5085		BLQ422	BLA422	BLP422	
YFM600 Grizzly	98-01			BL2270X	BL4335	BL5215			BLA423		
YFM660 Grizzly	02-08		BL233	BL2233X	BL4160	BL5085		BLQ422	BLA422	BLP422	
YXR660 Rhino	04-07		BL233	BL2233X	BL4160	BL5085		BLQ422	BLA422	BLP422	
YFM700 Grizzly	07-21		BL233	BL2241X	BL4160	BL5085		BLQ422	BLA422	BLP422	
YFM700 Kodiak	16-21			BL2241X	BL4160	BL5085		BLQ422	BLA422	BLP422	
YXR700 Rhino	08-13		BL233	BL2241X	BL4280	BL5195		BLQ438	BLA438	BLP438	
YXM700 Viking	14-21			BL2260X	BL4285	BL5200			BLA464		
YXC700 Viking IV	15-21			BL2260X	BL4285	BL5200			BLA464		
YXE700 Wolverine	16-18			BL2260X	BL4285	BL5200			BLA464		
YXE850 Wolverine X2	19-21			BL2289X	BL4425	BL5290	BL6150		BLA490	BLP490	
YXF850 Wolverine X4	18-21			BL2289X	BL4425	BL5290	BL6150		BLA490	BLP490	
YXE1000 Wolverine RMAX 2	2021										
YXF1000 Wolverine RMAX 4	2021										

INDEX

WIDE OPEN PARTS

TIRES & WHEELS

BRAKES

AIR, OIL & FUEL

BATTERY & ELECTRICAL

ENGINE

BEARINGS

BUSHINGS

DRIVELINE

AXLES

BELTS

CONTROLS

TOOLS & CHEMICALS

EXHAUST

ACCESSORIES

JMATV.COM
dealers online

ARE YOU REGISTERED @ JMATV.COM?
Place Orders >> Check Inventory & Current Pricing
Save Time & Hassle — Register Today!

Gates® Belt Cross Reference



GATES® BELT CROSS REFERENCE							
G FORCE				C-12 HD		REDLINE	
J&M PART#	GATES MFG #	J&M PART#	GATES MFG #	J&M PART#	GATES MFG #	J&M PART#	GATES MFG #
BL4265	6013	BL4035	30G3636	BL5140	03C3470	BL6060	19R3982
BL4395	6316	BL4040	30G3750	BL5100	11C3218	BL6065	19R4022
BL4060	03G3470	BL4340	30G4604	BL5010	13C3218	BL6020	21R4140
BL4010	11G3218	BL4420	31G4573	BL5030	19C3218	BL6070	23R3836
BL4015	13G3218	BL4270	32G4195	BL5040	19C3982	BL6075	23R3856
BL4150	16G3332	BL4345	32G4588	BL5060	19C4022	BL6080	23R4140
BL4050	19G3218	BL4125	33G3836	BL5245	20C3596	BL6085	23R4340
BL4155	19G3242	BL4285	34G3596	BL5035	20C4022	BL6090	24R4022
BL4275	19G3332	BL4215	36G4368	BL5135	21C3636	BL6095	25R4108
BL4170	19G3450	BL4180	37G3672	BL5065	21C4140	BL6100	25R4789
BL4090	19G3982	BL4380	38G4266	BL5050	23C3836	BL6025	26R4140
BL4240E	19G3982E	BLS002G	39G4266	BL5160	23C3856	BL6050	27C4159
BL4225E	19G4006E	BLS001G	39G4289	BL5095	23C4057	BL6105	27R3636
BL4115	19G4022	BLS003G	39G4455	BL5075	23C4140	BL6030	27R4159
BL4290	20G3596	BLS004G	39G4640	BL5255	23C4340	BL6005	28R3636
BL4110	20G3982	BLS005G	40G4340	BL5045	24C4022	BL6010	28R3982
BL4085	20G4022	BLS006G	40G4683	BL5145	24C4108	BL6110	28R4313
BL4390	20G4154	BL4425	41G3982	BL6000	25C4076	BL6115	29R4266
BL4070	20G4272	BL4220	42G4266	BL5240	25C4108	BL6015	30R3750
BL4295	21G3636	BL4175	43G3596	BL5275	25C4789	BL6120	30R4604
BL4245	21G3849	BL4020	44G3569	BL5195	26C3596	BL6125	31R4573
BL4120	21G4140	BLS008G	44G4553	BL5170	26C4140	BL6130	32R4588
BL4400	22G4246	BL4025	46G3569	BL5185	27C3450	BL6135	36R4246
BL4045	23G3805	BL4030	46G3596	BL5260	27C3636	BL6140	36R4368
BL4100	23G3836	BL4430	46G5289	BL6050	27C4159	BL6145	40R3691
BL4250	23G3856	BLS011G	47G4572	BL5125	28C3636	BL6150	41R3982
BL4210	23G3935	BLS012G	48G4246	BL5120	28C3982	BL6155	42R4266
BL4140	23G4057	BL4435	48G4289	BL5210	28C4313	BL6160	46R3596
BL4255	23G4140	BL4440	48G4867	BL5085	29C3596	BL6165	46R5289
BL4300	23G4340	BL4385	48G5122	BL5280	29C4266	BL6040	47R4266
BL4095	24G4022	BLS013G	49G4246	BL5215	30C3596	BL6170	47R4738
BL4065	24G4108	BLS014G	49G4266	BL5130	30C3636	BL6045	48R4289
BL4405	24G5596	BL4350	67G3470	BL5025	30C3750	BL6175	48R4867
BL4145	25G4076	BL4130	69G2919	BL5285	31C4573	BL6035	49R4266
BL4305	25G4108	BL4230	70G2809	BL5265	32C4588	BL6055	50R4289
BL4410	25G4789	BL4445	71G2776	BL5175	33C3836		
BL4280	26G3596	BL4355	73G2644	BL5200	34C3596		
BL4034	26G3628	BL4360	75G3214	BL5270	36C4246		
BL4260	26G4140	BL4365	77G3158	BL5150	36C4368		
BL4135	27G3450	BL4055	78G3640	BL5235	40G3569		
BL4310	27G3636	BL4105	80G2949	BL5225	40G3691		
BL4190	28G3636	BL4200	93G3499	BL5290	41C3982		
BL4185	28G3982	BL4195	95G3021	BL5155	42C4266		
BL4165	28G4313	BL4370	97G3549	BL5080	43C3596		
BL4315	28G4573	BL4375	98G3541	BL5110	44C3569		
BL4320	28G4588			BLS008C	44C4553		
BL4160	29G3596			BLS009C	45C4553		
BL4325	29G3627			BL5115	46C3569		
BL4075	29G4077			BL5020	46C3596		
BL4415	29G4266			BLS010C	46C4387		
BL4330	30G3569			BL5295	46C5289		
BL4335	30G3596			BL5180	47C4266		
				BL5300	48C4289		
				BL5305	48C4867		
				BLS014C	49C4266		
				BL5190	50C4289		
				BL5070	69C2919		

- INDEX
- WIDE OPEN PARTS
- TIRES & WHEELS
- BRAKES
- AIR, OIL & FUEL
- BATTERY & ELECTRICAL
- ENGINE
- BEARINGS
- BUSHINGS
- DRIVELINE
- AXLES
- BELTS**
- CONTROLS
- TOOLS & CHEMICALS
- EXHAUST
- ACCESSORIES



Black Vinyl Cables

These standard replacement black vinyl cables meet or exceed OE quality. Rolled tempered-steel wire housing made to exact inner and outer specific tions ensures correct clearances for the inner wire. All cables have an inner nylon sleeve for longer life and smooth operation.



ARCTIC CAT

MODEL	YEAR	THROTTLE	CLUTCH	FOOT BRAKE	REAR HAND	PARKING BRAKE	CHOKE
250 2x4	99-01			CB4075A			
250 2x4	02-05	CB1219A		CB4075A			
250 4x4	2001			CB4075A			
250 4x4	02-05	CB1219A		CB4075A			
300 2x4	98-01			CB4075A			
300 2x4	02-04	CB1219A		CB4075A			
300 4x4	98-01			CB4075A			
300 4x4	02-05	CB1219A		CB4075A			
366 FIS w/AT	09-11	CB1116A					
375 w/AT	2002	CB1116A					
400 4x4	02-04	CB1116A					
400 DVX	04-08	CB4228A	CB4232A				
400 FIS 2x4 w/AT	03-04	CB1116A					
400 FIS 2x4 w/MT	03-04	CB1116A					
400 FIS 4x4 TRV	06-14	CB1116A					
400 FIS 4x4 w/AT	03-08	CB1116A					
400 FIS 4x4 w/AT LTD	2007	CB1116A					
400 FIS 4x4 w/MT	02-07	CB1116A					
400 FIS 4x4 w/MT	2008	CB1115A					
400 TBX	04-06	CB1116A					
400 VP 4x4 w/AT	2006	CB1116A					
400 VP 4x4 w/MT	2006	CB1116A					
450i GT EFI	2012	CB1116A					
500 w/AT	00-02	CB1116A					
500 w/MT	2001	CB1116A					
500 FIS 4x4 w/AT	02-09	CB1116A					
500 FIS 4x4 w/MT	02-09	CB1116A					
500 TBX	02-06	CB1116A					
500 TRV	03-08	CB1116A					
550 H1	09-11	CB1117A					
550 EFI	12-14	CB1117A					
550 TRV	09-15	CB1117A					
550 Alterra	2016	CB1117A					
550 Alterra TRV	2017	CB1117A					
650 V2	04-06	CB1166A					
650 H1	05-12	CB1116A					
650 MudPro	10-11	CB1116A					
650 TRV	07-09	CB1116A					
700 Alterra	16-20	CB1117A					
700 EFI	07-08	CB1166A					
700 EFI	08-14	CB1117A					
700 MudPro	12-13	CB1117A					
700 TBX	10-17	CB1117A					
700 TRV	2008	CB1166A					
700 TRV	09-15	CB1117A					
700 XT	13-14	CB1117A					
1000 MudPro	2010	CB1167A					
1000 MudPro	2011	CB1118A					
1000 MudPro	12-14	CB1167A					
1000 MudPro	15-17	CB1118A					
1000 Thundercat	08-11	CB1118A					

Cables continue on the next page.



ARCTIC CAT							
MODEL	YEAR	THROTTLE	CLUTCH	FOOT BRAKE	REAR HAND	PARKING BRAKE	CHOKE
1000 TRV	09-15	CB1118A					
1000 XT	13-17	CB1118A					
1000 GT	2012	CB1118A					
1000 Alterra TRV	2017	CB1118A					

CAN AM							
MODEL	YEAR	THROTTLE	CLUTCH	FOOT BRAKE	REAR HAND	PARKING BRAKE	CHOKE
DS90 4 STROKE	06-07	CB1109A					
DS90 4 STROKE	08-20	CB1110A					
330 Outlander	04-05	CB1224A					
400 Outlander	03-08	CB1224A					
400 Outlander	09-15	CB1111A					
400 Outlander Max	05-08	CB1224A					
400 Outlander Max	09-15	CB1111A					
DS450	10-15	CB1127A	CB2107A				
450 Outlander	16-20	CB1115A					
450 Outlander Max	16-20	CB1115A					
500 Outlander	07-11	CB1131A					
500 Outlander STD	2012	CB1114A					
500 Outlander XT	2012	CB1111A					
500 Outlander	13-15	CB1115A					
500 Outlander Max	07-11	CB1131A					
500 Outlander Max	2012	CB1111A					
500 Outlander Max	13-15	CB1115A					
500 Renegade	08-11	CB1131A					
500 Renegade	2012	CB1114A					
500 Renegade	13-15	CB1115A					
570 Outlander	16-20	CB1115A					
570 Outlander XMR	16-20	CB1115A					
570 Outlander Max	16-20	CB1115A					
570 Renegade	16-20	CB1115A					
570 Renegade XMR	17-20	CB1115A					
650 Outlander	06-11	CB1131A					
650 Outlander	2012	CB1114A					
650 Outlander	13-20	CB1115A					
650 Outlander XMR	13-20	CB1115A					
650 Outlander Max	06-11	CB1131A					
650 Outlander Max	2012	CB1114A					
650 Outlander Max	13-20	CB1115A					
800 Outlander	06-11	CB1131A					
800 Outlander	2012	CB1114A					
800 Outlander	13-15	CB1115A					
800 Outlander XMR	2011	CB1131A					
800 Outlander XMR	2012	CB1114A					
800 Outlander XMR	2015	CB1115A					
800 Outlander Max	06-11	CB1131A					
800 Outlander Max	2012	CB1114A					
800 Outlander Max	13-15	CB1115A					
800 Renegade	07-11	CB1131A					
800 Renegade	12-15	CB1115A					
850 Outlander	16-20	CB1115A					
850 Outlander XMR	16-19	CB1115A					
850 Outlander Max	16-20	CB1115A					
850 Renegade	16-19	CB1115A					

- INDEX
- WIDE OPEN PARTS
- TIRES & WHEELS
- BRAKES
- AIR, OIL & FUEL
- BATTERY & ELECTRICAL
- ENGINE
- BEARINGS
- BUSHINGS
- DRIVELINE
- AXLES
- BELTS
- CONTROLS**
- TOOLS & CHEMICALS
- EXHAUST
- ACCESSORIES

Cables continue on the next page.





CAN AM

MODEL	YEAR	THROTTLE	CLUTCH	FOOT BRAKE	REAR HAND	PARKING BRAKE	CHOKE
1000 Outlander	12-19	CB1115A					
1000 Outlander XMR	13-19	CB1115A					
1000 Outlander Max	13-20	CB1115A					
1000 Renegade	12-19	CB1115A					
1000 Renegade XMR	16-19	CB1115A					

HONDA

MODEL	YEAR	THROTTLE	CLUTCH	FOOT BRAKE	REAR HAND	PARKING BRAKE	CHOKE
TRX90	93-20	CB2411A			CB2425A		
ATC125M	86-87				CB2092A		
ATC200X	83-85		CB2055A		CB2056A		
ATC200X	86-87				CB2056A		
TRX200	1984				CB2092A		
TRX200	90-91	CB2254A			CB2092A		
TRX200	1996	CB2254A					
TRX200D	90-95	CB2254A			CB2092A		
TRX200D	96-97	CB2254A					
TRX200SX	86-88				CB2092A		
ATC250ES	85-87	CB2135A			CB2092A		
ATC250R	1981	CB2048A	CB2060A				
ATC250R	1982	CB2048A	CB2060A		CB2056A		
ATC250R	83-84	CB2062A	CB2060A		CB2056A		
ATC250R	1985	CB2136A			CB2056A		
ATC250R	1986	CB2191A					
ATC250SX	85-86	CB2135A			CB2092A		
ATC250SX	1987				CB2092A		
TRX250 Fourtrax	85-87	CB2135A			CB2092A		
TRX250R	86-87	CB2191A	CB2060A				
TRX250R	88-89	CB2191A	CB2060A		CB2385A		
TRX250 Recon	97-14	CB2202A		CB2386A	CB2385A		
TRX250 Recon	16-20	CB2202A		CB2386A			
TRX250X	87-92	CB2135A	CB2215A		CB2056A		
TRX250EX/X Sportrax	01-05	CB2202A		CB2386A	CB2385A		
TRX250EX/X Sportrax	06-16	CB2546A	CB2547A	CB2386A	CB2559W		
TRX250EX/X Sportrax	17-20	CB2546A	CB2547A	CB2386A			
TRX300EX/X	93-09	CB2135A	CB2108A		CB2056A		
TRX300/FW Fourtrax	88-92	CB2282W		CB2313A	CB2288W	CB2361W	CB2289W
TRX300/FW Fourtrax	93-95	CB2282W		CB2354W	CB2288W	CB2361W	CB2289W
TRX300/FW Fourtrax	96-00	CB2282W		CB2354W	CB2357W	CB2361W	CB2359W
ATC350X	85-86	CB2135A			CB2056A		
TRX350/D Foreman	86-89	CB2135A					
TRX350 Rancher	00-01	CB2375W		CB2352W	CB2355W	CB2362	CB2192W
TRX350 Rancher	02-03	CB2375W		CB2352W	CB2355W	CB2365	CB2192W
TRX350 Rancher	04-06	CB2375W		CB2352W	CB2355W	CB2365	CB2195
TRX400EX	99-04	CB2135A	CB2382A				
TRX400EX	05-07	CB2517A	CB2518A		CB2575A		
TRX400EX/X	08-14	CB2517A	CB2548A		CB2575A		
TRX400 Rancher	04-07	CB2375W		CB2352W	CB2355W		
TRX400 Foreman	95-03	CB2375W		CB2352W	CB2355W		
TRX420 Rancher SRA	07-13	CB2375W		CB2352W	CB4076A		
TRX420 Rancher SRA	14-21			CB2356	CB4017A		
TRX420 Rancher SRA Auto	14-21			CB2356	CB4017A		
TRX420 Rancher IRS Auto	09-14	CB2375W			CB2583A		

Cables continue on the next page.



HONDA							
MODEL	YEAR	THROTTLE	CLUTCH	FOOT BRAKE	REAR HAND	PARKING BRAKE	CHOKE
TRX420 Rancher IRS Auto	15-21					CB4017A	
TRX450R	04-09	CB2408A	CB2060A			CB4018A	
TRX450ER	06-14	CB2408A	CB2060A			CB4018A	
TRX450 Foreman	98-04	CB2375W		CB2352W	CB2355W		CB2194
TRX450ES Foreman (Electric Shift)	98-04	CB2375W		CB2352W	CB2355W		CB2193
TRX500 Foreman	05-09	CB2375W		CB2352W	CB2355W		CB2504
TRX500 Foreman	10-11	CB2375W					CB2504
TRX500 Foreman	12-13	CB2375W		CB4007A	CB4019A		
TRX500 Foreman	14-19	CB2376		CB2356	CB4017A		
TRX500 Rubicon	01-14	CB2375W		CB2352W	CB2355W		CB2504
TRX500 Rubicon	15-19	CB2376			CB4017A		
TRX520 Foreman	20-21	CB2376		CB2356	CB4017A		
TRX520 Rubicon	20-21	CB2376			CB4017A		
TRX650 Rincon	03-05	CB2375W			CB2538A		
TRX680 Rincon	06-20	CB2375W			CB2538A		

KAWASAKI							
MODEL	YEAR	THROTTLE	CLUTCH	FOOT BRAKE	REAR HAND	PARKING BRAKE	CHOKE
KFX50	07-20	CB1125A					
KFX80	03-06	CB4111A					
KFX90	07-20	CB1125A					
KLT200B	1983		CB3073A				
KLT200C	83-84		CB3073A				
KLF220 Bayou	88-02			CB3280A			
KFX250 Mojave	89-04	CB3091A	CB3073A				
KLF250 Bayou	03-11			CB3280A			
KLF300A Bayou	86-87	CB3091A					
KLF300B Bayou	1988	CB3091A		CB4023A	CB4031A		
KLF300B Bayou	89-05			CB4023A	CB4031A		
KLF300C Bayou 4x4	89-05	CB3091A		CB3278A	CB3277A		
KVF300A Prairie 4x4	99-02	CB3201A		CB4025A	CB3311A		
KVF300B Prairie 2x4	99-02	CB3201A		CB4025A	CB3311A		
KVF360A Prairie 4x4	03-13	CB3229A		CB3360A	CB3361A		
KVF360B Prairie	03-09	CB3364A		CB3360A	CB3361A		
KVF360B Prairie	10-11	CB3364A					
KVF360C Prairie 4x4	03-13	CB3229A		CB3360A	CB3361A		
KFX400	03-06	CB4228A	CB4232A		CB4035A		
KLF400 Bayou	93-99	CB3201A			CB3311A		
KVF400A Prairie 4x4	97-98	CB3201A		CB4025A	CB3311A		
KVF400B Prairie	1998	CB3201A		CB4025A	CB3311A		
KVF400C Prairie 4x4	99-02	CB3201A		CB4025A	CB3311A		
KVF400D Prairie	99-02	CB3201A		CB4025A	CB3311A		
KFX450R	08-14	CB3376A	CB3374A				
KVF650 Brute force	05-13	CB3350A		CB3360A	CB3361A		
KVF650i Brute force	06-13	CB3362A		CB4028A	CB3373A		
KVF650 Prairie	02-03	CB3350A		CB3360A	CB3361A		
KFX700 V-Force	04-09	CB3350A		CB3360A	CB3361A		
KVF700 Prairie	04-06	CB3350A		CB3360A	CB3361A		
KVF750 Brute Force	05-07	CB3362A		CB4028A	CB3373A		
KVF750i Brute Force	08-20	CB3363A		CB4028A	CB3373A		

- INDEX
- WIDE OPEN PARTS
- TIRES & WHEELS
- BRAKES
- AIR, OIL & FUEL
- BATTERY & ELECTRICAL
- ENGINE
- BEARINGS
- BUSHINGS
- DRIVELINE
- AXLES
- BELTS
- CONTROLS**
- TOOLS & CHEMICALS
- EXHAUST
- ACCESSORIES

Cables continue on the next page.





POLARIS

	MODEL	YEAR	THROTTLE	CLUTCH	FOOT BRAKE	REAR HAND	PARKING BRAKE	CHOKE
INDEX	50 Outlaw	08-19	CB1110A					
	50 Predator	2007	CB1110A					
WIDE OPEN PARTS	90 Outlaw	07-16	CB1109A					
	90 Sportsman	07-16	CB1109A					
	200 Phoenix	07-20			CB4074A			
TIRES & WHEELS	250 Big Boss 4x6	89-92	CB1164A					
	250 Big Boss 6x6	91-93	CB1164A					
	250 Trail Blazer	90-98	CB1164A					
BRAKES	250 Trail Blazer	99-06	CB0093A					
	250 Trail Boss 2x4	89-99	CB1164A					
AIR, OIL & FUEL	250 Trail Boss 4x4	89-95	CB1164A					
	250 Xplorer 4x4	00-02	CB0093A					
	300 2x4	94-95	CB1164A					
BATTERY & ELECTRICAL	300 4x4	94-95	CB1164A					
	300 Hawkeye 2x4	06-11	CB1090A					
	300 Hawkeye 4x4	06-07	CB1090A					
ENGINE	300 Sportsman 4x4	08-10	CB1090A					
	325 Hawkeye 2x4	2015	CB5253A					
	325 Magnum 2x4	2000	CB0092A					
BEARINGS	325 Magnum 2x4	01-02	CB1090A					
	325 Magnum 4x4	00-02	CB0092A					
	325 Sportsman ETX	2015	CB5253A					
BUSHINGS	325 Trail Boss	00-01	CB0092A					
	325 Trail Boss	2002	CB1090A					
DRIVELINE	325 Xpedition	00-01	CB0092A					
	325 Xpedition	2002	CB1090A					
	330 ATP 4x4	04-05	CB1090A					
AXLES	330 Magnum 2x4/4x4	03-05	CB1090A					
	330 Trail Blazer	08-13	CB1090A					
BELTS	330 Trail Boss	03-13	CB1090A					
	350L 2x4	1993	CB1161A					
	350L 4x4	1993	CB1161A					
CONTROLS	350 Sportsman 4x4	1993	CB1161A					
	350 Trail Boss 2x4	90-92	CB1161A					
	350 Trail Boss 4x4	90-92	CB1161A					
TOOLS & CHEMICALS	400L 2x4	94-95	CB1161A					
	400L 4x4	1994	CB1161A					
	400 Hawkeye HO 2x4	12-14	CB1090A					
EXHAUST	400 Scrambler 2x4	00-02	CB0091A					
	400 Scrambler 4x4	95-97	CB1225A					
	400 Scrambler 4x4	98-99	CB0086A					
ACCESSORIES	400 Scrambler 4x4	00-02	CB0091A					
	400 Sport	94-97	CB1161A					
	400 Sport	98-99	CB0086A					
	400 Sportsman 4x4	94-97	CB1161A					
	400 Sportsman 4x4	01-05	CB1090A					
	400 Sportsman HO 4x4	08-14	CB1090A					
	400 Trail Blazer	2003	CB0091A					
	400 Xplorer 4x4	99-02	CB0091A					
	425 Xpedition	2000	CB0092A					
	425 Xpedition	01-02	CB1090A					
	450 Outlaw	2008	CB1156A					
	450 Outlaw	09-10	CB1155A					
	450 Sportsman	06-07	CB1090A					
	450 Sportsman HO	18-20	CB5253A					
	500 Magnum 4x4	99-00	CB0092A					

Cables continue on the next page.



POLARIS							
MODEL	YEAR	THROTTLE	CLUTCH	FOOT BRAKE	REAR HAND	PARKING BRAKE	CHOKE
500 Magnum 4x4	01-03	CB1090A					
500 Outlaw	06-07	CB1090A	CB2131A				
500 Predator	03-07	CB1090A	CB2131A				
500 Scrambler 2x4	2000	CB0091A					
500 Scrambler 2x4	2002	CB1090A					
500 Scrambler 4x4	99-00	CB0092A					
500 Scrambler 4x4	01-12	CB1090A					
500 Sportsman	99-01	CB0092A					
500 Sportsman HO	2001	CB0092A					
500 Sportsman HO	02-13	CB1090A					
500 Sportsman X2	06-09	CB1158A					
500 Worker 4x4	99-01	CB0092A					
525 Outlaw IRS	07-08	CB1156A					
525 Outlaw IRS	09-11	CB1155A					
525 Outlaw S	2008	CB1156A					
525 Outlaw S	09-10	CB1155A					
550 Sportsman XP	09-14	CB1154A					
570 Sportsman	14-20	CB5253A					
570 Sportsman EPS	14-15	CB5253A					
570 Sportsman X2 EPS	2015	CB5253A					
570 Sportsman X2 EPS	18-20	CB1278A					
570 Sportsman HD	14-17	CB5253A					
570 Sportsman SP	15-20	CB5253A					
570 Sportsman Touring	14-15	CB5253A					
570 Sportsman Touring	16-20	CB1278A					
570 Sportsman 6x6	19-20	CB1278A					
700 Sportsman	05-08	CB1152A					
800 Sportsman	05-13	CB1152A					
800 Sportsman Touring	08-09	CB1152A					
800 Sportsman X2	07-09	CB1151A					
800 Sportsman 6x6	09-14	CB1152A					
850 Scrambler	13-20	CB4150A					
850 Sportsman High Lifter	16-20	CB4150A					
850 Sportsman SP	15-18	CB4150A					
850 Sportsman Touring	10-20	CB4150A					
850 Sportsman X2	2011	CB4150A					
850 Sportsman XP	09-13	CB4150A					
850 Sportsman XP EPS	10-14	CB4150A					
850 Sportsman XP EPS	2009	CB4150A					
1000 Scrambler XP	14-18	CB4150A					
1000 Sportsman XP	2015	CB4150A					
1000 Sportsman XP	2016	CB1154A					
1000 Sportsman Touring	15-20	CB4150A					

INDEX

WIDE OPEN PARTS

TIRES & WHEELS

BRAKES

AIR, OIL & FUEL

BATTERY & ELECTRICAL

ENGINE

BEARINGS

BUSHINGS

DRIVELINE

AXLES

BELTS

CONTROLS

TOOLS & CHEMICALS

EXHAUST

ACCESSORIES

Cables continue on the next page.





SUZUKI

	MODEL	YEAR	THROTTLE	CLUTCH	FOOT BRAKE	REAR HAND	PARKING BRAKE	CHOKE
INDEX	LT80	87-06	CB4111A					
	LTZ90	07-20	CB1107A					
WIDE OPEN PARTS	LT160	03-04	CB4118A					
	LT160E	89-92	CB4118A					
	LTF160	91-01	CB4118A					
TIRES & WHEELS	LT230E	87-93	CB4106A					
	LT230S	85-90		CB4058A				
BRAKES	LT250R	85-86		CB4057A				
	LT250R	87-92	CB4107A	CB4057A				
	LT250S	89-90	CB4110A	CB4058A				
AIR, OIL & FUEL	LT4WD 250 Quad Runner	87-89	CB4106A					
	LT4WD 250 Quad Runner	90-98	CB4119A					
BATTERY & ELECTRICAL	LTF250 2WD	88-89	CB4110A					
	LTF250 2WD	90-98	CB4119A					
	LTF250 2WD	1999	CB4203A					
ENGINE	LTF250 2WD	00-01	CB4215A					
	LTF250 Ozark	02-03	CB1102A			CB4040A		
	LTF250 Ozark	04-08				CB4040A		
BEARINGS	LTF250 Ozark	09-14	CB4215A			CB4040A		
	LTF250F 4WD Quad Runner	1999	CB4119A					
BUSHINGS	LTF250F 4WD Quad Runner	00-02	CB4215A					
	LTZ250	04-08	CB1102A			CB4041A		
DRIVELINE	LTZ250	2009				CB4041A		
	LTF300F King Quad	1999	CB4119A					
AXLES	LTF300F King Quad	00-02	CB4215A					
	LTF4WDX King Quad 300	91-98	CB4119A					
	LTA400 Eiger 2WD Auto	02-07	CB4249A		CB4037A	CB4312A		
BELTS	LTF400 Eiger 2WD	02-07	CB4249A		CB4037A	CB4312A		
	LTF400F Eiger 4WD	02-07	CB4249A		CB4037A	CB4312A		
	LTA400F Eiger 4WD Auto	2002	CB4249A			CB4312A		
CONTROLS	LTA400F Eiger 4WD Auto	03-07	CB4249A		CB4037A	CB4312A		
	LTA400 King Quad 2WD Auto	08-09	CB4299A		CB4037A	CB4042A		
	LTF400 King Quad 2WD	2008	CB4299A		CB4037A	CB4042A		
TOOLS & CHEMICALS	LTF400 King Quad 2WD	2009	CB4299A					
	LTA400F King Quad 4WD Auto	08-10	CB4299A		CB4037A	CB4042A		
EXHAUST	LTA400F King Quad 4WD Auto	11-14	CB1223A			CB4042A		
	LTA400F King Quad 4WD Auto	15-20	CB1223A					
ACCESSORIES	LTF400F King Quad 4WD	08-10	CB4299A		CB4037A	CB4042A		
	LTF400F King Quad 4WD	11-20	CB1223A			CB4042A		
	LTZ400	03-08	CB4228A	CB4232A		CB4035A		
	LTZ400	09-14	CB1096A	CB4232A				
	LTR450	06-08	CB4258A	CB4262A				
	LTR450	09-11	CB1096A	CB4262A				
	LTA450X King Quad	07-09	CB4248A			CB4044A		
	LTA450X King Quad	2010	CB1088A			CB4044A		
	LT500R Quadzilla	87-90	CB4103A	CB4104A				
	LTA500F Quad Master Auto	00-01	CB4203A					
	LTA500F Vinson	02-04	CB4249A					
	LTA500F Vinson	05-07	CB1091A					
	LTA500X King Quad	2009	CB1094A					
	LTA500X King Quad	2010	CB1088A					
	LTA500X King Quad	11-14	CB1088A			CB4048A		
LTA500X King Quad	15-18	CB1088A						

Cables continue on the next page.



SUZUKI							
MODEL	YEAR	THROTTLE	CLUTCH	FOOT BRAKE	REAR HAND	PARKING BRAKE	CHOKE
LTA500X King Quad	19-20	CB1094A					
LTA500XP King Quad EPS	11-20	CB1094A					
LTF500F Quadrunner	98-02	CB4203A		CB4038A			
LTF500F Vinson	03-04	CB4249A					
LTF500F Vinson	05-07	CB1091A					
LTA700X King Quad	05-07	CB4248A			CB4044A		
LTV700F Twin Peaks	04-05	CB3350A		CB3360A	CB3361A		
LTV700F Twin Peaks	2006	CB3350A					
LTA750X King Quad	08-09	CB4248A			CB4048A		
LTA750X King Quad	10-14	CB1088A			CB4048A		
LTA750X King Quad	15-18	CB1088A					
LTA750X King Quad	19-20	CB1094A					
LTA750XP King Quad EPS	2009	CB4248A			CB4048A		
LTA750XP King Quad EPS	11-20	CB1094A					

YAMAHA							
MODEL	YEAR	THROTTLE	CLUTCH	FOOT BRAKE	REAR HAND	PARKING BRAKE	CHOKE
YFM50 Raptor	04-08	CB1087A			CB5192A		
YFM80 Badger	92-01	CB5191A			CB5192A		
YFM80 Grizzly	05-08	CB5191A			CB5192A		
YFM80 Raptor	02-08	CB5191A			CB5192A		
YFM90 Raptor	09-13	CB4186A					
YFM100 Champ	89-91	CB5191A			CB5192A		
YFM125 Raptor	11-13	CB1218A					
YFM200 Moto-4	1986				CB5046A		
YFM200 Moto-4	87-88	CB5165A			CB5046A		
YFM200 Moto-4	1989	CB5165A					
YFS200 Blaster	88-02	CB5118A	CB5119A	CB5174A			
YFS200 Blaster	03-06	CB5118A	CB5119A				
YFM225 Moto-4	1986				CB5046A		
YFM225 Moto-4	87-88	CB5165A			CB5046A		
YTM225 Tri-Moto	1986	CB5193A					
YFB250 Timberwolf	92-98	CB5193A			CB5192A		
YFB250FW Timberwolf	94-00	CB5193A			CB5192A		
YFM250 Raptor	08-13	CB5363A	CB2064A				
YFM250 Beartracker	99-04	CB5154A			CB2058A		
YFM250 Big Bear	07-09	CB5349A			CB2058A		
YFM250 Moto-4	89-91	CB5165A			CB5046A		
YFM250B Bruin	05-06	CB5349A			CB2058A		
YTZ250 Tri Moto	1985		CB5054A				
YFM350 Grizzly IRS	07-11	CB5282A		CB4051A	CB4059A		
YFM350 Raptor	04-13	CB5327A	CB5238A				
YFM350 Warrior	87-92		CB5092A				
YFM350 Warrior	93-04	CB5153A	CB5092A				
YFM350ER Moto-4	1987	CB5165A			CB5046A		
YFM350ER Moto-4	88-93				CB5046A		
YFM350ER Moto-4	94-95	CB5153A			CB5046A		
YFM350BA Bruin 2WD	04-06	CB5282A		CB4052A	CB4060A		
YFM350FA Bruin 4WD	04-06	CB5282A		CB4052A	CB4060A		
YFM350FGW Grizzly 4WD	07-11	CB5282A		CB4052A	CB4060A		
YFM350FGW Grizzly 4WD	12-14	CB5282A			CB4060A		
YFM350FW Big Bear	87-92				CB5173A		

INDEX

WIDE OPEN PARTS

TIRES & WHEELS

BRAKES

AIR, OIL & FUEL

BATTERY & ELECTRICAL

ENGINE

BEARINGS

BUSHINGS

DRIVELINE

AXLES

BELTS

CONTROLS

TOOLS & CHEMICALS

EXHAUST

ACCESSORIES

Cables continue on the next page.





YAMAHA

	MODEL	YEAR	THROTTLE	CLUTCH	FOOT BRAKE	REAR HAND	PARKING BRAKE	CHOKE
INDEX	YFM350FW Big Bear	93-96	CB5154A			CB5173A		
	YFM350FW Big Bear	97-99				CB5222A		
WIDE OPEN PARTS	YFM350GW Grizzly 2WD	07-11	CB5282A		CB4052A	CB4060A		
	YFM350U Big Bear	96-98	CB5154A			CB5222A		
TIRES & WHEELS	YFM350U Big Bear	1999				CB5222A		
	YFM35FX Wolverine	95-05	CB5154A				CB4063A	
BRAKES	YFM35X Wolverine	06-09	CB5282A		CB4052A	CB5372A		
	YFZ350 Banshee	87-09	CB5136A	CB5111A				
AIR, OIL & FUEL	YFM400 Big Bear 2WD	00-04	CB5349A			CB5373A		
	YFM400 Big Bear 4WD	00-06	CB5349A			CB5373A		
BATTERY & ELECTRICAL	YFM400 Big Bear IRS	07-12	CB5349A		CB4053A	CB4066A		
	YFM400 Grizzly IRS	07-08	CB5282A			CB4067A		
ENGINE	YFM400 Kodiak 2WD	00-01	CB5282A			CB4060A		
	YFM400 Kodiak 2WD	03-04	CB5282A		CB4052A	CB4060A		
BEARINGS	YFM400 Kodiak 4WD	93-98	CB5154A			CB5222A		
	YFM400 Kodiak 4WD	1999				CB5222A		
BUSHINGS	YFM400 Kodiak 4WD	00-02	CB5282A			CB4067A		
	YFM400 Kodiak 4WD	03-04	CB5282A			CB4060A		
DRIVELINE	YFM400 Kodiak 4WD	05-06	CB5282A			CB4067A		
	YFM450 Grizzly EPS	11-14	CB5282A					
AXLES	YFM450 Grizzly IRS	2007	CB5282A			CB4067A		
	YFM450 Grizzly IRS	08-10	CB5282A			CB4059A		
BELTS	YFM450 Grizzly IRS	11-14	CB5282A					
	YFM450 Kodiak	03-06	CB5282A			CB4067A		
CONTROLS	YFM450FX Wolverine	06-10	CB5282A			CB4067A		
	YFZ450	04-09	CB5315A	CB5304A				
TOOLS & CHEMICALS	YFZ450	12-13	CB1077A	CB5061A				
	YFZ450R	09-20	CB1192A	CB5060A				
EXHAUST	YFZ450X	10-11	CB1192A	CB5060A				
	YFM550 Grizzly	09-12	CB5352A			CB4068A		
ACCESSORIES	YFM550 Grizzly	2013	CB5352A			CB4067A		
	YFM550 Grizzly	2014	CB5282A			CB4068A		
ACCESSORIES	YFM550 Grizzly EPS	09-13	CB5352A			CB4068A		
	YFM550 Grizzly EPS	2014	CB5282A			CB4068A		
ACCESSORIES	YFM600 Grizzly	98-01			CB4054A	CB4069A		
	YFM660 Grizzly	02-08	CB5284A			CB4070A		
ACCESSORIES	YFM660R Raptor	01-05	CB5241A	CB5271A				
	YFM700 Kodiak	2016	CB5352A			CB4068A		
ACCESSORIES	YFM700 Kodiak EPS	2016				CB4068A		
	YFM700 Grizzly	07-16	CB5352A			CB4068A		
ACCESSORIES	YFM700 Grizzly EPS	17-20				CB4068A		
	YFM700R Raptor	06-20	CB5337A	CB5338A				

Levers & Brackets

OEM quality replacement levers with applications for many ATVs.

Brackets are also available for many Honda ATVs, which are complete with cable adjusters, nuts, screws, and bolts.



HONDA						
MODEL	YEAR	LEVERS		BRACKETS		
		LEFT #	RIGHT #	LEFT #	RIGHT #	
ATC70	73-83	LL24102				
ATC70	84-85	LL111				
TRX90	93-21	LL27081		BL37212		
ATC90/ATC110	79-82	LL26412		BL37212		
ATC110	83	LL27001				
ATC110	84	LL27091	LR27002	BL37222		
ATC110	85	LL27081		BL37232		
ATC125M	84	LL27091	LR27002	BL37222	BR37211	
ATC125M	85-86	LL27081	LR27002	BL37232	BR37231	
ATC125M	87		LR27002	BL40902	BR37231	
TRX125	85	LL27041	LR27002	BL40902	BR37231	
ATC185/S	80-82	LL26412	LR26411	BL37212	BR37211	
ATC185S	83	LL27001	LR27002	BL37212	BR37211	
ATC200/E Big Red	81-82	LL26412	LR26411	BL37212	BR37211	
ATC200/E Big Red	83	LL27001	LR27002	BL37212	BR37211	
ATC200ES Big Red	84	LL27091	LR27002		BR37211	
ATC200M/S	84	LL27091	LR27002	BL37342	BR37211	
TRX200/D	84, 90-96		LR27031	BL40902		
ATC200M/S	85-86	LL27081	LR27012	BL37232	BR37231	
ATC200X	83-87	LL27021	LR27031	BL40922		
TRX200SX	86-88	LL27021	LR27032	BL40902		
ATC250ES Big Red	85	LL27041	LR27012	BL40902	BR37231	
ATC250R	81-86	LL24002	LR27031	BL40922		
ATC250SX/TRX250	85-87	LL27051	LR27032	BL40902		
TRX250R	86-89	LL27021	LR27021	BL40922		
TRX250 Recon	97-14	LL27051	LR27032			
TRX250 Recon	16-21	LL48242	LR27031			
TRX250EX	01-05	LL27051	LR24034	BL40902		
TRX250EX	06-12	LL26422	LR24034			
TRX300/FW	88-00	LL27051	LR27032	BL40902		
TRX300EX	93-09	LL24062	LR24034			
ATC350X	85-86	LL27021	LR27031	BL40922		
TRX350/D	86-89	LL27051	LR27032	BL40902		
TRX350 Rancher	00-06	LL27051	LR27032			
TRX400EX/X	99-07	LL24022	LR24034			
TRX400EX/X	08-14	LL26422	LR24034			
TRX400 Foreman	95-03	LL27051	LR27032			
TRX420 Rancher	07-14	LL27051	LR43701			
TRX420 Rancher	15-21	LL48242	LR48241			
TRX450R/ER	04-14	LL26422	LR26421			
TRX450 Foreman	98-04	LL27051	LR27032			
TRX500 Foreman	15-19	LL48242	LR48241			
TRX500 Rubicon	05-14	LL43702	LR43701			
TRX500 Rubicon	15-19	LL48242	LR48241			
TRX520 Foreman	20-21	LL48242	LR48241			
TRX520 Rubicon	20-21	LL48242	LR48241			
TRX650 Rincon	03-05	LL43702	LR43701			
TRX680 Rincon	06-21	LL43702	LR43701			
TRX700XX	08-09	LL26422				

Levers & brackets continue on the next page.

INDEX

WIDE OPEN PARTS

TIRES & WHEELS

BRAKES

AIR, OIL & FUEL

BATTERY & ELECTRICAL

ENGINE

BEARINGS

BUSHINGS

DRIVELINE

AXLES

BELTS

CONTROLS

TOOLS & CHEMICALS

EXHAUST

ACCESSORIES

LEVERS & BRACKETS



KAWASAKI						
MODEL	YEAR	LEVERS		BRACKETS		
		LEFT #	RIGHT #	LEFT #	RIGHT #	
KLT110	85-86	LL33432				
KLF110 Mojave	87-88	LL33432				
KLF185 Bayou	85-88	LL33532				
KLT200 A1-A4	81-83	LL19802	LR19811			
KLT200C	84	LL32912	LR32911			
KLF220 Bayou	88-99	LL33432				
KLT250A	82	LL19802	LR19811			
KSF250 Mojave	87-04	LL33432	LR33431			
KLT250C2/C3	84-85	LL32912	LR19811			
KXT250A Tecate	84	LL32912	LR32911			
KXT250A2/B1/B2	85-87	LL32912	LR32921			
KXF250 Tecate	87-88	LL33432	LR33431			
KEF300 Lakota	95-00	LL33472	LR33431			
KEF300 Lakota	01-03		LR33471			
KLF300 Bayou	89-90	LL33432				
KLF300 Bayou	97-04		LR33471			
KVF300 Prairie	99-02	LL33472	LR33431			
KEF300 Lakota	95-00		LR33431			
KVF360 Prairie	03-12	LL19822	LR33471			
KLF400	96-99	LL33472	LR33431			
KVF400 Prairie	97-02	LL33472	LR33431			
KXF450	08-09	LL33482	LL33481			
KVF650 Brute Force	05-13	LL19822	LR33471			
KFX700	04-07		LR33471			
KVF700	04-06	LL19822	LR33471			
KVF750 Brute Force	05-21	LL19822	LR33471			

POLARIS						
MODEL	YEAR	LEVERS		BRACKETS		
		LEFT #	RIGHT #	LEFT #	RIGHT #	
Big Boss	90-92	LL69573				
	93	LL69572				
	94-96	LL69571				
Trail Blazer	90-92	LL69573				
	93	LL69572				
	94-96	LL69571				
	01-09	LL69574				
Trail Boss	90-92	LL69573				
	93	LL69572				
	94-96	LL69571				
Sportsman 350	01-09	LL69574				
	93	LL69571				
Sportsman 400	94-96	LL69571				
Sportsman 500	01-09	LL69574				
	01-09	LL69574				
Scrambler	95-96	LL69571				
	01-09	LL69574				
Xplorer 400	95-96	LL69571				
Magnum 425	95-96	LL69571				
	01-09	LL69574				

Levers & brackets continue on the next page.

J&M ATV/UTV SUPPLY, INC. ... OVER 30 YEARS IN THE POWERSPORTS INDUSTRY

BY PHONE: 1-800-367-9603 » BY FAX: 901-377-3392 » ONLINE: WWW.JMATV.COM





SUZUKI						
MODEL	YEAR	LEVERS		BRACKETS		
		LEFT #	RIGHT #	LEFT #	RIGHT #	
LT80	ALL		LR64851			
LT160 QuadRacer	91-95		LR64981			
LT230 QuadRunner	86-87		LR64971			
LT230GE QuadRunner	86-89	LL64812	LR64811			
LT230E QuadRunner	87-90	LL64812	LR64811			
LT230E QuadRunner	91-93	LL64812	LR64821			
LT230S QuadSport	85-89	LL64812	LR64811			
LTF230 QuadRunner	86-87		LR64811			
LT250EF QuadRunner	85-86		LR64801			
LT250R QuadRacer	85-91	LL64812	LR64811			
LT250S QuadSport	89-90	LL64812	LR64811			
LTF250 QuadRunner	88-90	LL79452	LR64811			
LTF250 QuadRunner	91-92	LL79452	LR64821			
LTF250 QuadRunner	93-01	LL64991				
LTF250F QuadRunner 4x4	99-01	LL64991				
LT4WD QuadRunner 4X4	87-90	LL79452	LR51221			
LT4WD QuadRunner / LTF4WDX	91-93	LL64991	LR64821			
LTF4WD QuadRunner 4x4	94-98	LL64991				
LTF250	02-09	LL32682	LR64721			
LTF4WDX KingQuad	94-98	LL64991				
LT300E QuadRunner	87-89		LR64811			
LTF300F KingQuad	99-01	LL64991				
LT-F/A400 /F Eiger	02-08	LL32682	LR64721			
LTZ400	03-12	LL32682	LR64722			
LT-R450	06-12	LL32682	LR64721			
LT-A/F500F Vinson	04-07	LL32682	LR64722			
LTF500F QuadRunner	98-02	LL64991				
LTA500X	11-12		LR64722			
LTV700 Twinpeaks	04-05		LR33431			
LT-A700X King Quad	05-07	LL32682	LR64722			
LTA750X King Quad	08-17	LL32682	LR64722			

INDEX

WIDE OPEN PARTS

TIRES & WHEELS

BRAKES

AIR, OIL & FUEL

BATTERY & ELECTRICAL

ENGINE

BEARINGS

BUSHINGS

DRIVELINE

AXLES

BELTS

CONTROLS

TOOLS & CHEMICALS

EXHAUST

ACCESSORIES

Universal Levers

Includes 2-piece bracket and lock pin for rear brake.

Part #LV337 - Right

Part #LV338 - Left

Cable Adjuster



- Anodized aluminum 9mm cable adjuster.
- Fits most cable type clutch levers.

Part #SA67909

Complete Master Cylinder Assemblies



Part #MC1001W
Master Cylinder for Polaris ATVs



Part #MC1002W
Universal Right Hand Mount

Levers & brackets continue on the next page.





- INDEX
- WIDE OPEN PARTS
- TIRES & WHEELS
- BRAKES
- AIR, OIL & FUEL
- BATTERY & ELECTRICAL
- ENGINE
- BEARINGS
- BUSHINGS
- DRIVELINE
- AXLES
- BELTS
- CONTROLS
- TOOLS & CHEMICALS
- EXHAUST
- ACCESSORIES

YAMAHA					
MODEL	YEAR	LEVERS		BRACKETS	
		LEFT #	RIGHT #	LEFT #	RIGHT #
YFM80 Moto 4/YFM100 Champ	85-89	LL51122	LR51181('87-89)		
YFM80 Grizzly	05-08	LL51122			
YFM80 Badger	92-99		LR51111		
YFM80 Raptor	02-08	LL51122			
YFM100 Champ	87-89	LL51122	LR51181		
YT125 Tri-Moto	83-85	LL51122			
YFM125 Grizzly	04-12		LR51181		
YFA125 Breeze	02-04	LL32142			
YFM/YTM 200	83-85	LL51122	LR51161		
YFM200DX Moto-4	86-91	LL51122	LR51181		
YFS200 Blaster	88-93	LL51152			
YFS200 Blaster	94-95	LL51122	LR32641		
YFS200 Blaster	96-01	LL32652	LR32641		
YFS200 Blaster	03-06	LL32682	LR32681		
YFM225 Moto-4	86	LL51122	LR51181		
YFM225 Moto-4	87-88		LR51181		
YTM225 Tri-Moto	83-85	LL51122	LR51161		
YTZ250 Tri-Moto	85-86	LL51122	LR51121		
YFB250 Timberwolf 2x4/4x4	92-00	LL32142	LR51181('94-00)		
YFM250 Beartracker	99-04	LL32142	LR51181		
YFM250 Bruin/Big Bear	05-09	LL32142	LR51181		
YFM250 Moto-4	89-91		LR51181		
YFM350ER Moto-4	83-95		LR32641		
YFM350FW Big Bear	87-99		LR51121		
YFM350Bruin/Raptor/Grizzly	04-09	LL32142	LR51121		
YFM350X Warrior	87-04	LL51152	LR51271		
YFP350 Terra Pro	88		LR51181		
YFM35FX Wolverine	98-01	LL51152	LR32681		
YFM35FX Wolverine	02-05	LL32682	LR32681		
YFZ350 Banshee	87-06	LL32682	LR32681		
YFM400FW	93-06	LL32142	LR51121('94-98)		
YFZ450	04-06	LL32682	LR26851		
YFZ450	07-17	LL32682	LR32151		
YFM600 Grizzly	98-01	LL32142	LR51121		
YFM660 Grizzly	05-08		LR51181		
YFM660R Raptor	01-04	LL32682	LR32681		
YFM700 Raptor	07-12	LL32142	LR32152		
YFM700 Raptor	13-20	LL32602	LR32152		

Heel-Toe Shift Levers

HONDA		
MODEL	YEAR	PART #
TRX300	88-00	HT88048
TRX400 Foreman	95-03	HT88047
TRX450 Foreman	98-04	HT88047

YAMAHA		
MODEL	YEAR	PART #
YFM350 BigBear	93-99	HT88079
YFM350 BigBear 2wd	93-98	HT88079
YFM350 Wolverine	00-05	HT88078
YFM400 Big Bear	00-11	HT88078
YFM400 Kodiak 2wd	93-99	HT88079
YFM400 Kodiak	93-99	HT88078



Hand Shifters

- Easy Installation. The shifter extension lever is very useful for people who find it hard to shift with the foot. Allows you to shift with your hand
- Perfect for mudding or going in deep water.
- Attaches to foot shifter lever to give easy access to shifting while the ATV is partially submerged.
- Made from 5/8" tubing and heavy duty clamp on system with easy-grab knob on top.
- 20" in length.
- Fits most Arctic Cat, Honda, Kawasaki, and Yamaha ATVs.

Part #HS4620



Gear Change Levers



GC13590

GC13591

GC13592

GC13594

GC13595

GC13596

GC13597

GC13599

GC13600

HONDA

MODEL	YEAR	PART #
ATC90	70-78	GC13590
ATC110/ATC125	84-85	GC13590
TRX125	85-86	GC13590
ATC185/S	80-83	GC13591
ATC200/E	81-83	GC13591
ATC200M/S/ES	84-86	GC13591
TRX200	1984	GC13591
ATC200X	86-87	GC13592
ATC250ES/SX	85-87	GC13591
TRX250 Fourtrax	85-87	GC13591
TRX250X	87-88, 91-92	GC13592
TRX250 Recon	97-04	GC13591
TRX250 Recon	05-19	GC13250
ATC250R/TRX250R	85-89	GC13596
TRX300/FW Fourtrax	88-00	GC13590
TRX300EX	93-08	GC13592
ATC350X	85-86	GC13592
TRX350 Rancher	00-06	GC13350
TRX400 Foreman	95-03	GC13597
TRX420 Rancher	07-13	GC13400
TRX400EX	99-14	GC13595
TRX450 Foreman	98-04	GC13597
TRX500 Foreman	05-11	GC13500
TRX500 Foreman	05-11	GC13500

KAWASAKI

MODEL	YEAR	PART #
KLF220 Bayou	89-02	GC13600
KLF250 Bayou	03-11	GC13600

SUZUKI

MODEL	YEAR	PART #
LTZ400	03-12	GC13601

YAMAHA

MODEL	YEAR	PART #
YFS200	89-06	GC13598
YFM250 Bear Tracker	99-04	GC13599
YFZ350 Banshee	87-03	GC13594

PLACE YOUR ORDER WITH US ...

BY PHONE: 1-800-367-9603 » BY FAX: 901-377-3392 » ONLINE: WWW.JMATV.COM

INDEX

WIDE OPEN PARTS

TIRES & WHEELS

BRAKES

AIR, OIL & FUEL

BATTERY & ELECTRICAL

ENGINE

BEARINGS

BUSHINGS

DRIVELINE

AXLES

BELTS

CONTROLS

TOOLS & CHEMICALS

EXHAUST

ACCESSORIES

Flywheel Pullers



MP1

Thread Size:
27mm x 1.0

Thread Type:
LEFT, MALE



MP5

Thread Size:
35mm x 1.5

Thread Type:
RIGHT, FEMALE



MP8

Thread Size:
30mm x 1.5

Thread Type:
RIGHT, FEMALE



MP9

Thread Size:
20mm x 1.5

Thread Type:
RIGHT, MALE



MP10

Thread Size:
16mm x 1.5

Thread Type:
RIGHT, MALE



MP14

Thread Size:
30mm x 1.5

Thread Type:
RIGHT, FEMALE



MP19

Thread Size:
14mm x 1.5

Thread Type:
RIGHT, MALE



MP21

Thread Size:
20mm x 1.5

Thread Type:
LEFT, MALE



MP29

Thread Size:
35mm x 1.5

Thread Type:
RIGHT, FEMALE



MP31

Thread Size:
50mm x 1.5

Thread Type:
RIGHT, FEMALE



MP42

Thread Size:
38mm x 1.5

Thread Type:
RIGHT, FEMALE



MP43

Thread Size:
24mm x 1.0

Thread Type:
RIGHT, MALE

ARCTIC CAT

MODEL	THREAD	TYPE	THREAD SIZE	PART #
375	RIGHT	FEMALE	50mm x 1.5	MP31
400 2x4, 4x4	RIGHT	FEMALE	50mm x 1.5	MP31
450	RIGHT	FEMALE	50mm x 1.5	MP31
500	RIGHT	FEMALE	50mm x 1.5	MP31
650 Prowler	RIGHT	FEMALE	50mm x 1.5	MP31
700	RIGHT	FEMALE	50mm x 1.5	MP31

CAN AM

MODEL	THREAD	TYPE	THREAD SIZE	PART #
DS650 (00-05)	RIGHT	FEMALE	38mm x 1.5	MP42

Flywheel pullers continue on the next page.

INDEX

WIDE OPEN PARTS

TIRES & WHEELS

BRAKES

AIR, OIL & FUEL

BATTERY & ELECTRICAL

ENGINE

BEARINGS

BUSHINGS

DRIVELINE

AXLES

BELTS

CONTROLS

TOOLS & CHEMICALS

EXHAUST

ACCESSORIES



HONDA				
MODEL	THREAD	TYPE	THREAD SIZE	PART #
ATC90/110	RIGHT	MALE	16mm x 1.5	MP10
TRX70/90/125	LEFT	MALE	27mm x 1.0	MP1
ATC200 S	LEFT	MALE	27mm x 1.0	MP1
ATC200/E/X	RIGHT	MALE	14mm x 1.5	MP19
ATC250ES/SX	RIGHT	MALE	20mm x 1.5	MP21
ATC250R	LEFT	MALE	27mm x 1.0	MP1
ATC250SX	RIGHT	MALE	20mm x 1.5	MP9
FL250 Odyssey	LEFT	MALE	27mm x 1.0	MP1
TRX250 Fourtrax	LEFT	MALE	27mm x 1.0	MP1
TRX250X/300EX/350X	RIGHT	MALE	20mm x 1.5	MP21
TRX300EX (93-05)	RIGHT	MALE	20mm x 1.5	MP9
ATC350X	RIGHT	MALE	20mm x 1.5	MP9
TRX350/D (86-87)	LEFT	MALE	27mm x 1.0	MP1
TRX350/400 Rancher (00-07)	RIGHT	FEMALE	28mm x 1.0	MP73
FL400R Pilot	RIGHT	FEMALE	30mm x 1.5	MP8
TRX400EX/X (99-09)	RIGHT	MALE	20mm x 1.5	MP9
TRX420 Rancher (09-13)	RIGHT	MALE	20mm x 1.5	MP9
TRX400/450/500	RIGHT	FEMALE	28mm x 1.0	MP73
TRX500 Foreman (05-11)	RIGHT	MALE	20mm x 1.5	MP9
TRX680 Rincon (06-21)	RIGHT	MALE	20mm x 1.5	MP9
TRX700XX	RIGHT	MALE	20mm x 1.5	MP9
TRX680 Rincon	RIGHT	MALE	20mm x 1.5	MP9
TRX700XX	RIGHT	MALE	20mm x 1.5	MP9

KAWASAKI				
MODEL	THREAD	TYPE	THREAD SIZE	PART #
KLT110/200/250	RIGHT	MALE	16mm x 1.5	MP10
KLT160/185	RIGHT	FEMALE	35mm x 1.5	MP5
KLF225/300	RIGHT	FEMALE	35mm x 1.5	MP5
KSF250 Mojave	RIGHT	FEMALE	35mm x 1.5	MP5
KLF300 4x4 (1" Internal depth)	RIGHT	FEMALE	30mm x 1.5	MP14
KLF300 4x4	RIGHT	FEMALE	30mm x 1.5	MP8
KFX400	RIGHT	FEMALE	38mm x 1.5	MP42
KFX450R	RIGHT	FEMALE	28mm x 1.0	MP73
KVF650/750 Brute Force	RIGHT	FEMALE	35mm x 1.5	MP29

POLARIS				
MODEL	THREAD	TYPE	THREAD SIZE	PART #
500 Predator (03-07)	RIGHT	FEMALE	33mm x 1.5	MP64
525 Outlaw	LEFT	FEMALE	50mm x 1.5	MP48
570 RZR (13-21)	LEFT	FEMALE	50mm x 1.5	MP48
850 Sportsman (10-21)	LEFT	FEMALE	50mm x 1.5	MP48
900 Ranger (13-19)	LEFT	FEMALE	50mm x 1.5	MP48
900 RZR (11-21)	LEFT	FEMALE	50mm x 1.5	MP48
1000 General (16-21)	LEFT	FEMALE	50mm x 1.5	MP48
1000 RZR (14-21)	LEFT	FEMALE	50mm x 1.5	MP48

KEY ** Clutch puller

Flywheel pullers continue on the next page.

J&M ATV/UTV SUPPLY, INC. ... OVER 30 YEARS IN THE POWERSPORTS INDUSTRY

BY PHONE: 1-800-367-9603 » BY FAX: 901-377-3392 » ONLINE: WWW.JMATV.COM

- INDEX
- WIDE OPEN PARTS
- TIRES & WHEELS
- BRAKES
- AIR, OIL & FUEL
- BATTERY & ELECTRICAL
- ENGINE
- BEARINGS
- BUSHINGS
- DRIVELINE
- AXLES
- BELTS
- CONTROLS
- TOOLS & CHEMICALS
- EXHAUST
- ACCESSORIES



SUZUKI

MODEL	THREAD	TYPE	THREAD SIZE	PART #
LT50	RIGHT	MALE	24mm x 1.0	MP43
LT80 '04-06, LTZ90 '07	RIGHT	FEMALE	50mm x 1.5	MP31
ALT50/125/185/2 Stroke 250cc-500cc	LEFT	MALE	27mm x 1.0	MP1
50/70/80/90/100/120/125cc 2Stroke	LEFT	MALE	27mm x 1.0	MP1
LT160/230/250	RIGHT	FEMALE	30mm x 1.5	MP8
LTZ250 '04-07	RIGHT	FEMALE	50mm x 1.5	MP31
LT250E, LT300E	RIGHT	FEMALE	35mm x 1.5	MP5
LT250 Ozark	RIGHT	FEMALE	33mm x 1.5	MP64
LT250E/300E	RIGHT	FEMALE	30mm x 1.5	MP14
LTF250 03	RIGHT	FEMALE	38mm x 1.5	MP42
LT250/300 4 Strokes	RIGHT	FEMALE	35mm x 1.5	MP29
LTZ400	RIGHT	FEMALE	38mm x 1.5	MP42
LTA/F400F Eiger	RIGHT	FEMALE	50mm x 1.5	MP31
LTR450	RIGHT	FEMALE	38mm x 1.5	MP42
LTA450X King Quad	RIGHT	FEMALE	50mm x 1.5	MP31
LTA/F500F Vinson	RIGHT	FEMALE	50mm x 1.5	MP31
LTA500/700/750 King Quad	RIGHT	FEMALE	50mm x 1.5	MP31

YAMAHA

MODEL	THREAD	TYPE	THREAD SIZE	PART #
YFM80/100/200/225	LEFT	MALE	27mm x 1.0	MP1
YFS200, YFZ350	LEFT	MALE	27mm x 1.0	MP1
YFM350 Big Bear	RIGHT	FEMALE	35mm x 1.5	MP29
YFM350 Warrior	RIGHT	FEMALE	35mm x 1.5	MP29
YFZ350 Banshee	RIGHT	FEMALE	35mm x 1.5	MP29
YFM400/450 Grizzly Kodiak	RIGHT	FEMALE	35mm x 1.5	MP29
YFZ450/ WR450R (04-Present)	RIGHT	FEMALE	33mm x 1.5	MP64
YFM660/700 Grizzly	RIGHT	FEMALE	35mm x 1.5	MP29
YXR450/660 Rhino	RIGHT	FEMALE	35mm x 1.5	MP29
YFM700 Raptor	RIGHT	FEMALE	35mm x 1.5	MP29

Universal Flywheel Puller 12-Hole (6mm and 8mm bolts) for Yamaha Polaris, Kawasaki, and Honda



12 Holes Disc, 6 mm and 8 mm Bolts
Part #MP37

Clutch Pullers

- The highest quality puller on the market
- Precise machining on every model puller for accuracy
- Manufactured from the highest quality steel and heat treated for superior strength
- Tool used to pull drive clutch off machine
- Individually packed with instructions included
- All pullers are one-piece style



ARCTIC CAT

MODEL	PART #	REPLACES OEM #
650 V2 4x4 (04-06)	CP7501	57001-1404
700 Wildcat Sport (14-19)	CP1017	0744-062
700 Wildcat Trail (14-19)	CP1017	0744-062
1000 Wildcat 4 (13-20)	CP1017	0744-062
1000 Wildcat X (13-20)	CP1017	0744-062
800 Prowler Pro / Crew (19-20)	CP1017	0744-080
900 Stampede (16-19)	CP1023	654468
1000 Havoc (18-19)	CP1023	654468
1000 Wildcat XX (18-21)	CP1017	0744-080

CAN-AM

MODEL	PART #	REPLACES OEM #
All Commander, Outlander, Renegade (04-21)	PCP16	529-035-746
800 Defender (all models) (16-21)	PCP16	529-035-746
800 Maverick Trail (18-21)	PCP15	529-035-746/529-000-064
1000 Defender (all models) (16-21)	PCP15	529-035-746/529-000-064
1000 Maverick (13-18)	PCP16	529-035-746
1000 Maverick Trail (18-21)	PCP15	529-035-746/529-000-064
1000 Maverick Sport (18-21)	PCP15	529-035-746/529-000-064
Maverick X3 (all models) (17-21)	PCP15	529-035-746/529-000-064

HONDA

MODEL	PART #	REPLACES OEM #
TRX250 Recon (97-21)	MP36	07933-HB3000A
TRX400/450/500 (95-11)	MP67	07933-HA80000
TRX500 Rubicon (01-14)	MP22	07ZMC-HN2A100

KAWASAKI

MODEL	PART #	REPLACES OEM #
750 Teryx 4x4 (08-13)	CP1013	57001-1711
300-700 Prairie (All)	CP7501	57001-1404 / 57001-1429
KVF650/750 Brute Force (05-21)	CP7501	57001-1404 / 57001-1429
Mule 600/610 (05-15)	CP7501	57001-1404 / 57001-1429
Mule 3000 Series (03-08)	CP7501	57001-1404 / 57001-1429

POLARIS

MODEL	PART #	REPLACES OEM #
550 Sportsman (all models) (10-16)	CP1012	PU-52907 / PA-48595
550 Sportsman XP 4x4 (09-15)	CP1012	PU-52907 / PA-48595
570 RZR 4x4 (12-21)	CP1012	PU-52907 / PA-48595

Clutch pullers continue on the next page.

INDEX

WIDE OPEN PARTS

TIRES & WHEELS

BRAKES

AIR, OIL & FUEL

BATTERY & ELECTRICAL

ENGINE

BEARINGS

BUSHINGS

DRIVELINE

AXLES

BELTS

CONTROLS

TOOLS & CHEMICALS

EXHAUST

ACCESSORIES





POLARIS

MODEL	PART #	REPLACES OEM #
570 Sportsman (14-20)	CP1015	2870506
570 Sportsman EBS (P90X Clutches) (2021)	PCP25	PU-53015
570 Sportsman Non-EBS (2021)	CP1015	2870506
800 RZR 4x4 (all models) (08-14)	CP1012	PU-52907 / PA-48595
850 Scrambler (13-21)	CP1012	PU-52907 / PA-48595
850 Sportsman (all models) (10-21)	CP1012	PU-52907 / PA-48595
850 Sportsman XP 4x4 (09-21)	CP1012	PU-52907 / PA-48595
900 Ranger Crew (14-19)	CP1018	2872085
900 Ranger Crew Diesel (11-14)	CP1015	2870506
900 Ranger Diesel (11-14)	CP1015	2870506
900 Ranger XP (13-19)	CP1018	2872085
900 RZR (15-20)	CP1018	2872085
900 RZR S (15-20)	CP1018	2872085
900 RZR XC (15-18)	CP1018	2872085
900 RZR XP (11-14)	CP1018	2872085
900 RZR XP 4 (12-14)	CP1018	2872085
1000 General (16-21)	CP1018	2872085
1000 General 4 (17-21)	CP1018	2872085
1000 Ranger (20-21)	CP1022	PU-52422
1000 Ranger (2017)	CP1018	2872085
1000 Ranger Crew (20-21)	CP1022	PU-52422
1000 Ranger Crew (17-18)	CP1018	2872085
1000 Ranger Diesel (15-18)	CP1018	2872085
1000 Ranger Diesel Crew (15-18)	CP1018	2872085
1000 Ranger XP (18-21)	CP1022	PU-52422
1000 Ranger XP Crew (19-21)	CP1022	PU-52422
1000 RS1 (18-20)	CP1018	2872085
1000 RZR S (16-20)	CP1018	2872085
1000 RZR S 4 (19-20)	CP1018	2872085
1000 RZR XP (14-21)	CP1018	2872085
1000 RZR XP 4 (14-21)	CP1018	2872085
1000 Scrambler XP (14-21)	CP1012	PU-52907 / PA-48595
1000 Sportsman XP (15-21)	CP1012	PU-52907 / PA-48595
RZR Pro XP (20-21)	CP1022	PU-52422
RZR Pro XP 4 (20-21)	CP1022	PU-52422
RZR XP Turbo (16-20)	CP1018	2872085
RZR XP Turbo S (18-20)	CP1018	2872085
RZR XP Turbo 4 (16-20)	CP1018	2872085
All other models (85-21)	CP1015	2870506
All secondary clutches 1985-2009 with 1"-12 threads	CP1502	2870913
All Secondary Clutches with 1"-12 threads - two piece fully adjustable length	CP1010	2870913/ 2871056

SUZUKI

MODEL	PART #	REPLACES OEM #
700 Twin Peaks 4x4 Auto 2004-06	CP7501	57001-1404



INDEX

WIDE OPEN PARTS

TIRES & WHEELS

BRAKES

AIR, OIL & FUEL

BATTERY & ELECTRICAL

ENGINE

BEARINGS

BUSHINGS

DRIVELINE

AXLES

BELTS

CONTROLS

TOOLS & CHEMICALS

EXHAUST

ACCESSORIES



Tools by Wide Open

Pinion bearing tools, clutch puller tools, and other specialty tools by Wide Open.



Belt Removal Tool



Fits Polaris: 570 Sportsman all models w/ EBS 21, 925 RZR Pro XP / XP4 20-21, 925 RZR XP Turbo 16-21, 925 RZR XP Turbo S /S4 18-21, 1000 Ranger 20-21, 1000 Ranger Crew XP 19-21, 1000 Ranger XP 18-21, 1000 Ranger Crew 20-21, 1000 RS1 18-20

Part #CP1002

Belt Removal Tool



Polaris secondary clutches with the round external roller from the factory. Will not work on the 2016 and newer clutches with the square slider/roller. 550/850/1000 Sportsman 2009-15, 850/1000 Scrambler 2009-15, 800 RZR 2008, 900 RZR XP/XP 4 2011-14, 1000 RZR XP/XP4 2014-15

Part #CP1008

Belt Removal Tool



Polaris secondary clutches with the square roller/slider from the factory. Used to open secondary clutches for belt removal. 570 Sportsman (all w/ EBS) 16-17, 850/1000 Scrambler 16-21, 850/1000 Sportsman 16-21, 900 ACE 17, 900 RZR (all) 16-20, 1000 General/General 4 16-21, 1000 Ranger 17, 1000 Ranger Crew 17-18, 1000 RZR S 16-20, 1000 RZR XP/XP 4 16-21, 1000 RZR S 4 19-20

Part #CP1009

Belt Removal Tool



Arctic Cat - all models except 250 DVX, 650 V2, 700 & 1000 Wildcat, Wildcat XX
Suzuki - Eiger & King Quad

Part #CP1006

Belt Removal Tool



Yamaha - all models

Part #CP1005



Polaris Fuel Pump Nut Wrench

Used To Remove Fuel Pump 1972 To Present, Ref. Polaris OEM PU-50326

Part #TL8736

Piston Pin Removal Tool



- Universal Piston Pin Puller easily removes all sizes of piston pins without any damage to pistons
- Includes 2 different size plungers (14mm & 17mm)
- Can also help to prevent bent and damaged rods

Part #TL1000

Clutch Compression Tool



Polaris: Secondary Clutches: 900 Ranger 17 (with EBS). 900 RZR / RZR XC / RZR S / RZR 4 17-20. 1000 General, 1000 General 4 17-20. 1000 Ranger XP 2017. 1000 Ranger Crew XP 17-18. 1000 RZR S, RZR XP, RZR XP 4 17-20.

Part #CCT520

Clutch Compression Tool



Can-Am: 800 HD8 Defender/Defender Max 16-18 primary and secondary clutches. 1000 HD10 Defender/Defender Max 16-18 primary and secondary clutches Maverick X3 Std/X DS/X RS 17-18 primary and secondary clutches

Part #CCT820

- INDEX
- WIDE OPEN PARTS
- TIRES & WHEELS
- BRAKES
- AIR, OIL & FUEL
- BATTERY & ELECTRICAL
- ENGINE
- BEARINGS
- BUSHINGS
- DRIVELINE
- AXLES
- BELTS
- CONTROLS
- TOOLS & CHEMICALS
- EXHAUST
- ACCESSORIES



Clutch Compression Tool



Arctic Cat

Secondary Clutches
700/1000 Wildcat, Wildcat XX Primary & Secondary Clutches

Cub Cadet

550/750 Challenger 2017 Secondary Clutch

Comet Clutch

Primary Clutches

John Deere

RSX 850I Gator 12-15 secondary clutches

Kawasaki

primary clutches

Prairie All, KFX 700, 650/750 Brute Force, 750 Teryx Secondary clutches

Mule Pro-FX/Pro-FXT 2015-21 Secondary Clutches

750 Teryx 4 2012 Secondary Clutches

800 Teryx / Teryx 4 2014-21 Secondary Clutches

Kymco

Secondary Clutches

Polaris

All Primary clutches

EBS/Roller secondary clutches (all except models listed below)

570 Sportsman w/EBS (P90X) Secondary Clutch

700,800 Sportsman/any two roller Secondary Clutch

900 Ranger / Ranger Crew 13-19 Secondary Clutch

900 Ranger 17 (with EBS), 900 RZR/RZR XC/RZR S/RZR 4 17-20 Secondary clutch

1000 General, 1000 General 4 17-21 Secondary clutch

1000 Ranger Crew XP 17-18 Secondary clutch

1000 Ranger Crew XP 19-21, 1000 Ranger Crew 20-21 Secondary clutch

1000 Ranger XP 18-21, 1000 Ranger 20-21 Secondary clutch

1000 Ranger XP 2017 Secondary Clutch

1000 RS1 18-20 Secondary clutches

1000 RZR S, RZR XP, RZR XP 4 17-21 Secondary clutch

RZR (all models) 2008-16 Secondary Clutch

RZR Pro XP / XP 4 20-21 Secondary clutch

RZR XP Turbo, Turbo 4, Turbo S, Turbo S 4 16-21 Secondary clutch

Textron

Secondary clutches (except Stampede & Havoc)

Tracker Offroad

1000 XTR1000 19-20 Primary and Secondary Clutches

Yamaha

Secondary Clutches

Part #CCT500

Bench Top Clutch Press Tool



Makes working on your clutches alot easier! Designed to compress and hold the clutch while you remove or install cover bolts or snap rings. Adjustable to fit di ferent clutches, optional mounting holes to bolt down to your work bench.

Part #CCT100

EZ Clutch Tool



All **Polaris** models **EXCEPT** Turbo/RZR Turbo 4 2016-21, 1000 Ranger Crew XP 2019-21, 1000 Ranger XP 2018-21, 1000 RS1 2018-20

*Tool will not work on the clutches while they are on the machine, but can be used to service and inspect the primary clutch one it is off the machine
This simple tool allows you to change the spring and weights in your Polaris primary clutch without removing it from the motor! Simply remove the clutch retaining bolt, thread the EZ Clutch Tool into the clutch shaft and tighten the adjustment bolt on the tool to compress the clutch. Now you can spin the clutch to each weight pin and change weights! Need to change the spring also? No problem!
The tool is designed to allow the clutch cover to be removed also. With the EZ Clutch Tool in place, remove the cover bolts (mark the cover for reinstallation orientation first), and loosen the adjustment bolt on the tool to back the cover off and gain access to the spring. This is a must-have tool for the tuner to make quick and E-Z changes.

Part #CP9021

Clutch Spider Tool



Kawasaki - 300 Prairie 2x4/4x4 99-02, 400 Prairie 2x4/4x4 99-02

Polaris - All models

- Tool used to remove primary clutch spider
- Fits all Polaris P85 and P90 clutches
- 3/4" Drive

Part #CT341

Universal Flywheel Puller 12-Hole (6mm & 8mm Bolts) for Yamaha Polaris, Kawasaki, and Honda



12 Holes Disc, 6 mm & 8 mm Bolts

Part #MP37

INDEX

WIDE OPEN PARTS

TIRES & WHEELS

BRAKES

AIR, OIL & FUEL

BATTERY & ELECTRICAL

ENGINE

BEARINGS

BUSHINGS

DRIVELINE

AXLES

BELTS

CONTROLS


TOOLS & CHEMICALS

EXHAUST

ACCESSORIES



Clutch Splitter Tool



Can-Am After removing the primary clutch from the vehicle, this tool kit allows you to easily separate or split the inner and outer clutch sheaves so you can service or tune the clutch. 1000 Defender XMR / Defender Max XMR 20-21, 1000 Maverick Sport R all models (100hp) 19-21, 1000 Maverick Trail (75hp) 18-21, Maverick X3 / X3 Max all models 17-21

Part #CP9020

Ball Joint Replacement Tool



Polaris ATV/UTV Ball Joint Replacement Tool Kit, 9 Piece Kit Has Everything Necessary To Remove/Install The Lower Ball Joints On Polaris Atv And Sxs Models With Pressed-In Ball Joints On The Front Strut Casting. Set Includes: Ball Joint Install Adapter, Receiving Cup, 3/4"-16 X 16L X 28H Nut, (2) 1/4"-20 X 50L Screws, Puller Plate, Forcing Screw, & (2) 1/4"-20 X 70L Screws. Storage Case Included

Part #TL8604

Quick-Shot Pneumatic CV Boot Installation Tool



The Quick-Shot is a pneumatic CV boot installation tool designed for the quick installation of Fast-Boot CV boots. The Quick-Shot / Fast-Boot combination provides the fastest, cleanest and most effortless method possible to replace a CV boot on most ATV, UTV, Kart or Mini-truck manufactured from 1985 to current. **Quick-Shot Features:** Faster Installations... simply position boot on tool, apply air, position boot over CV joint, release air, slide boot in place...nothing is faster or easier. Reduced Disassembly...no axle removal required...no joint disassembly needed...boot installs over the CV joint.

Part #QBTOOL

Premium CV boot Banding Tool



With high strength construction and a convenient ratchet, this is a professional grade tool that will provide the clamping tension needed for properly securing CV boots and other banding applications. In addition, its integrated band cutter allows you to trim the clamp in one simple motion.

Part #QB200

Jam Nut Driver



Polaris: 900 Ranger 13-19, 900 Ranger Crew 14-19, 900 RZR XP 4x4 11-14, 900 RZR XP 4 4x4 12-14, 900 RZR 15-20, 900 RZR 4 15-20, 900 RZR S 15-20, 900 RZR XC 15-17, 1000 RZR S 4 19-20, 1000 RZR XP 14-21, 1000 RZR XP 4 14-21, 1000 General 16-21, 1000 General 4 17-21, 1000 Ranger XP 17, 1000 Ranger Crew XP 17-18, 1000 RS1 18-20, 1000 RZR S 16-20, RZR Turbo S / S4 18-20, RZR XP Turbo 16-20, RZR XP 4 Turbo 16-20.

- Tool used to remove the primary clutch jam nut
- 3/4" Drive

Part #TL0578

Jam Nut Driver



Polaris: All models **EXCEPT:** 900 Ranger 13-19, 900 Ranger Crew 14-19, 900 RZR XP 4x4 11-14, 900 RZR XP 4 4x4 12-14, 900 RZR 15-20, 900 RZR 4 15-20, 900 RZR S 15-20, 900 RZR XC 15-17, 1000 RZR S 4 19-20, 1000 RZR XP 14-21, 1000 RZR XP 4 14-21, 1000 General 16-21, 1000 General 4 17-21, 1000 Ranger / Ranger Crew 20, 1000 Ranger XP 17-21, 1000 Ranger Crew XP 17-21, 1000 RS1 18-20, 1000 RZR S 16-20, RZR Pro XP / XP4 20-21, RZR XP Turbo S / S4 18-21, RZR XP Turbo 16-21, RZR XP 4 Turbo 16-21 (For these models use TL0578)

Kawasaki: 300 Prairie 2x4/4x4 99-02, 400 Prairie 2x4/4x4 99-02

Part #TL8475

Rear End Locknut Tool



Polaris Rear End Locking Nut Tool, This Tool Is Used To Remove And Install The Locking Nut On The Rear Gear Case. Fits Polaris Atv/S. Polaris Ref. OEM PA-47360

Part #TL8721

- INDEX
- WIDE OPEN PARTS
- TIRES & WHEELS
- BRAKES
- AIR, OIL & FUEL
- BATTERY & ELECTRICAL
- ENGINE
- BEARINGS
- BUSHINGS
- DRIVELINE
- AXLES
- BELTS
- CONTROLS
- TOOLS & CHEMICALS**
- EXHAUST
- ACCESSORIES



Transmission Lockout Tool



Polaris Phoenix Transmission Locking Tool, Fits Phoenix 2005-2017, Removes Locking Nut On The Transmission Output, Ref. Polaris OEM PA-47310.

Part #TL8720

Water Pump Drive 7 Rotor Tool



Polaris Water Pump Drive And Rotor Service Tool. This Tool Is Designed To Remove And Install The Water Pump Drive Gear On The Rotor And To Remove The Rotor From The Crankshaft. Works On All Liquid Cooled Polaris ATV, Side X Side And RZR Xp, Replaces OEM P/N PA-49316

Part #TL8599

Universal Motorcycle Dual Head Shock Adjustment Spanner Wrench Tool with Bottle Opener for Polaris Can Am UTV



This tool is a MUST for adjusting the preload on conventional factory shocks on Polaris and Can-Am UTVs. This wrench fit most Polaris Rangers, Generals and RZR-XP's, as well as most Can-Am Commander, Defender and Maverick UTVs. (Note) This wrench will NOT fit High Performance Fox Shox or Walker Evans shocks that require a dowel pin type wrench. Made in the USA.

Part #MP41

Hot Cams Camshaft Installation Kit



Comprehensive installation kit helps you perform camshaft installs or modifications. Includes a degree wheel, dial indicator with long and short reach studs, adjustable magnetic stand, three positive stops (10mm, 12mm, 14mm threads) and a wooden carrying case.

Part # TL9001M

Hot Cams Camshaft Installation Kit



Centerlines and camshaft performance go hand in hand. Hot Cams installation kits help with the process of keeping an eye on your camshaft centerlines. The accurate measuring tools in these kits will get you dialed-in for better performance. Each of the Hot Cams kits includes a degree wheel, dial indicator, adjustable magnetic stand, and three positive stops (10mm, 12mm, and 14mm threads), plus a great wooden carrying case to keep everything in. Centerline placement relative to TDC affects how your camshaft will perform and operate. That's why you need Hot Cams camshaft kits to assist you with installs and adjustments.

Part # TL9001

Hot Cams Installation Kit Stops



- Black anodized
- Compression release groove machined into part for ease of turning engine
- Made from aluminum for ease on piston
- Includes 3 positive piston stops

Part #TL9005

J&M ATV

HAVE QUESTIONS?

WE ARE HERE TO HELP!

Call Today & Speak To One Of Our Knowledgeable Sales Reps

TOLL FREE **800-367-9603**

INDEX

WIDE OPEN PARTS

TIRES & WHEELS

BRAKES

AIR, OIL & FUEL

BATTERY & ELECTRICAL

ENGINE

BEARINGS

BUSHINGS

DRIVELINE

AXLES

BELTS

CONTROLS

TOOLS & CHEMICALS

EXHAUST

ACCESSORIES

Fuel Fragrances











- » Blends clear
- » Eliminates eye, nose, and throat irritation
- » Eliminates harsh odors
- » Safe for all internal combustion engines
- » Safe for O2 sensors
- » Does not inhibit or enhance performance
- » **FOR OFF-ROAD USE ONLY**








For best results use in vehicles **without** catalytic converters.

ONE 4-OUNCE BOTTLE TREATS:

- » 55 gallons of alcohol/methanol
- » 20 gallons of gasoline or nitro methane
- » 10 gallons of diesel



	SCENT	PART #
	Atomic Apple	FF6950
	Banana Blast	FF6942
	Burn Out Blueberry	FF6952
	Cherry Bomb	FF6919
	Flyin' Hawaiian Fruit Punch	FF6946
	Groovy Grape	FF6932
	Peel Out Pina Colada	FF6947
	Radical Racin' Raspberry	FF6941
	Rippin' Rootbeer	FF6945
	Rocket Cotton Candy	FF6949

	SCENT	PART #
	Super Charged Strawberry	FF6936
	Super Sonic Cinnamon	FF6939
	Turbo Tangerine	FF6953
	Wicked Watermelon	FF6948
	Pop-A-Wheelie Popcorn	FF6980
	Full Blown Bubblegum	FF6944
	Reefer Madness	FF6971



» ASK YOUR SALES REPRESENTATIVE ABOUT A 15- BOTTLE COUNTERTOP DISPLAY

INDEX

WIDE OPEN PARTS

TIRES & WHEELS

BRAKES

AIR, OIL & FUEL

BATTERY & ELECTRICAL

ENGINE

BEARINGS

BUSHINGS

DRIVELINE

AXLES

BELTS

CONTROLS

TOOLS & CHEMICALS

EXHAUST

ACCESSORIES



- INDEX
- WIDE OPEN PARTS
- TIRES & WHEELS
- BRAKES
- AIR, OIL & FUEL
- BATTERY & ELECTRICAL
- ENGINE
- BEARINGS
- BUSHINGS
- DRIVELINE
- AXLES
- BELTS
- CONTROLS
- TOOLS & CHEMICALS
- EXHAUST
- ACCESSORIES



Pro Honda GN2™ 2-STROKE INJECTOR/PREMIX OIL

Pro Honda GN2™ Developed and tested by Honda R&D for use in all liquid and air cooled 2-stroke Honda motorcycles, scooters, and ATVs, including Pilot™ and Odyssey™. GN2™ helps prevent spark plug fouling, ring sticking and exhaust plugging. Its unique clean burning formula reduces exhaust smoke, carbon buildup and varnish deposits.

Part #GN2
Part #HP2



Pro Honda GN4™ 4-STROKE SAE 10W-40 SG/SF SAE 10W-30 SG/SF

Honda selected the highest-quality base stocks and created an additive packages specifically designed for the unique requirements of motorcycle engines. It offers better shear-resistance, viscosity stability and cleanliness to meet the requirements and stresses of a new era of engine technology.

Part #GN4, 10W-40
Part #GN3, 10W-30



Suzuki ATV Engine Oil 10W-40

Suzuki Performance 4-Cycle ATV Engine Oil is formulated to provide excellent lubrication and protection under high temperature conditions.

- Helps ensure reliable operation of centrifugal and automatic clutches.
- Meets or exceeds API SF/SG/SH/SJ ratings and JASO MA requirements.

Part #SZ4, quart



Kawasaki Performance 10W-40 ATV/UTV Oil

Kawasaki ATV/UTV Oil is formulated to provide maximum engine lubrication over the wide range of temperatures and operating conditions found in ATV's and utility vehicles.

- Outstanding engine and bearing wear protection.
- Specially blended from base oils and additives.
- Increased engine performance and durability.
- Recommended in gasoline or diesel applications requiring API SM, CJ-4, JASO MA and JASO MA2 engine oil.

Part #KW4



Polaris Oil

PS-4 Plus Full Synthetic engine oil is designed specifically for all 4-stroke Polaris ATV's & Ranger vehicles. Provides maximum protection and ultimate performance at extreme operating temperatures, hot or cold. Superior performance in all Polaris applications, including wet clutches and gear boxes.

Ask Your Sales Rep About Other Pure Polaris Brand Fluids Available.

Part #PS4
Part #PS42, 2 quart bottle



BRP XPS 4-STROKE SYNTHETIC OIL

Compatible with high heat, high RPM and severe loads. Best all-climate oil choice for any 4-stroke BRP vehicle. Designed specifically to work in Rotax 4-stroke engines, including snowmobile, ATV, UTV and Spyder.

Part #CA4

PLACE YOUR ORDER WITH US ...

BY PHONE: 1-800-367-9603 » BY FAX: 901-377-3392 » ONLINE: WWW.JMATV.COM





Super TechniPlate®

Pure synthetic bases are blended with 20% BeNOL® Racing Castor Oil. Provides engines the Clean Burn™ quality of Klotz® synthetic lubricants along with the exceptional film strength of castor oil. Degummed castor oil reduces ring groove deposits and protects engines in high RPM and extreme heat applications. Blends with methanol alcohol and gasoline.

- Part #KL100, quart
- Part #KL101, gallon
- Part #KL102, R50 pint
- Part #KL104, R50 quart



MX4® TechniPlate® 10W/40

Designed for 4-stroke offroad, motocross and motorcycle engines. High load carrying capacity for the ultimate in engine and valve train protection. Releases friction for a dramatic increase in horsepower. Superior thermal transfer for reduced engine temperature. Smoother clutch and quieter transmission operation. Certified for wet clutches and integrated transmissions.

- Part #KL860, quart



0W/40 ATV/UTV Synthetic Engine Lubricant

Certified warranty compliant. Designed for off-road 4-stroke high-performance ATV, Utility and Side-by-Sides. 0W/40 recommended for Polaris® ATV/UTV 2011 and older models. 5W/50 recommended for Polaris® ATV/UTV 2012 and newer models.

- Part #KL040, quart



5W/50 ATV/UTV Synthetic Engine Lubricant

Certified warranty compliant. Designed for off-road 4-stroke high-performance ATV, Utility and Side-by-Sides. 5W/50 recommended for Polaris® ATV/UTV 2012 and newer models. 0W/40 recommended for Polaris® ATV/UTV 2011 and older models.

- Part #KL0550, quart



10W/40 ATV/UTV Synthetic Engine Lubricant with Integrated Transmission

Certified warranty compliant. Designed for wet clutch integrated transmission. Provides smoother, quieter clutch and transmission operation. Recommended for Arctic Cat®, Can-Am®, Honda®, Kawasaki®, Kymco®, Suzuki®, and Yamaha®.

- Part #KL1040, quart



Motorcycle TechniPlate® TC-2

Fully synthetic lubricant specifically designed to improve throttle response and overall performance of all motorcycle engines. Ash less, No-Smoke formula provides cleaner exhaust and reduced carbon deposits. Exceeds BIA/TC-W2 service ratings for warranty compliance. Not alcohol compatible.

- Part #KL300, quart

INDEX

WIDE OPEN PARTS

TIRES & WHEELS

BRAKES

AIR, OIL & FUEL

BATTERY & ELECTRICAL

ENGINE

BEARINGS

BUSHINGS

DRIVELINE

AXLES

BELTS

CONTROLS

TOOLS & CHEMICALS

EXHAUST

ACCESSORIES



Klotz lubricants continue on the next page.



- INDEX
- WIDE OPEN PARTS
- TIRES & WHEELS
- BRAKES
- AIR, OIL & FUEL
- BATTERY & ELECTRICAL
- ENGINE
- BEARINGS
- BUSHINGS
- DRIVELINE
- AXLES
- BELTS
- CONTROLS
- TOOLS & CHEMICALS
- EXHAUST
- ACCESSORIES



Motorcycle TechniPlate® TC-W3

Pure synthetic lubricant. Extremely high load carrying capacity for reduced engine wear. Clean Burn™ No-Smoke Technology eliminates carbon and residue build-up. Meets and exceeds JASO FD, ISO-EGD, TC-W3, TC-W2, TC-W and API TC low ash specification for certified warranty compliance. Not alcohol compatible.

Part #KL302, quart



Ski Craft TechniPlate® TC-W3

Pure synthetic lubricant. Extremely high load carrying capacity for reduced engine wear. Clean Burn™, No-Smoke Technology eliminates carbon and residue build-up. Exceeds JASO FD, ISO-EGD, TC-W3, TC-W2, TC-W and API TC low ash specifications for certified warranty compliance. Not alcohol compatible.

Part #KL306, quart



BeNOL® Racing Castor Oil

The ultimate in 2-stroke lubrication protection and performance is the choice of serious racers. Degummed and extra fortified for maximum reliability. BeNOL® provides twice the level of film strength and load carrying capacity over conventional castor oils. Blends with methanol alcohol and gasoline.

**Part #BC172, quart
Part #BC175, pint**



Flex Drive™ 30 Wet Clutch Transmission Lube

Klotz® Flex Drive™ 30 TechniPlate® Synthetic Gear Lubricant is a low viscosity, extreme pressure 75W/80 lubricant for use in Motorcycle and ATV transmissions with a wet clutch. Klotz® Flex Drive™ 30 is engineered for enhanced thermal stability and to withstand the constant shearing stress in racing applications.

Part #KL506, quart



80W/90 ATV/UTV Front/Rear End Differential Lubricant

Extra gear protection in extreme shock loading conditions. Developed for extreme loading stresses of off-road use. Recommended for Arctic Cat®, Can-Am®, Honda®, Kawasaki®, Kymco®, Suzuki® and Yamaha®.

Part #KL8090, quart



Drive Gear Lube SAE 80/90 Hypoid Gear Lube

100% synthetic Hypoid Gear Lubricant offers improved thermal stability and contains extreme pressure lubricity systems to withstand shearing stress. TechniPlate® technology reduces friction, shock loading and gear galling. Protects against wear and lowers gear temperatures.

Part #KE990, quart



J&M ATV/UTV SUPPLY, INC. ... OVER 30 YEARS IN THE POWERSPORTS INDUSTRY

BY PHONE: 1-800-367-9603 » BY FAX: 901-377-3392 » ONLINE: WWW.JMATV.COM

Kreem Tank Sealer



- Treats one 3 gallon tank
- 3-step system seals and protects tank
- Prevents rust and corrosion, fills pin holes, & stops leaks
- Protects fuel from contamination

Part #SL501

Ratio Rite Cup



- Fill measuring cup with oil to the calibrated ratio mark
- Ratios from 16:1 to 70:1 for 1.0, 2.0 and 2.5 gallons
- Tough, polypropylene plastic
- Perfect mixture every time

Part #RRC1

Part #RRL (lid)



LUCAS DOT-4 Brake Fluid

Lucas DOT 4 Brake Fluid is a high quality blend of polyethylene glycol ethers and additives which meet or exceed the industry minimum dry boiling point. Recommended in use in both disc and drum brake systems and clutch systems where this type of product is called for. Compatible with all brake systems rubber components and other brake fluids

Part #BF827 - 12 oz



Master® Non-Chlorinated Brake Cleaner

Master brake parts cleaner is an extra strength cleaning formula designed specifically to remove brake fluid, grease oil and other contaminants from all types of brake assemblies. Cleans residue around suspect fluid leaks and also primes gasket surfaces. Non-Chlorinated

Part #BCN20 - 14 oz



Master® Carburetor & Choke Cleaner

Quickly dissolves gum, varnish, fuel residues, and other deposits from carburetor, PCV valve, automatic choke, carburetor linkage, & throttle body for maximum performance and fuel economy. Improves drivability by removing deposits that cause rough idle, stalling, and loss of acceleration. **Sensor safe / OTC Compliant.**

Part #CB20C - 16.25 oz



PB Blaster® Penetrating Oil

The world famous PB Blaster Penetrating Catalyst is more than just great. PB quickly breaks loose surface tension rust and corrosion by creeping up, around and in to hard-to-reach cavities. It's ideal for brake, exhaust and suspension system jobs. Plus, lubricating film remains on parts to help prevent further rusting.

Part #PB16 - 12 oz

RUST BELT WARRIORS



PB Blaster® Air Tool Conditioner

B'laster® air tool conditioner coats, cleans, and lubricates. Cleans internal pneumatic tool parts, restoring them to peak performance and prolonging tool life. Helps prevent rust and loosens deposits that can accumulate. Provides long-lasting lubrication and protects tools from freeze up.

Part #PB17 - 11 oz

RUST BELT WARRIORS



PB Blaster® Corrosion Stop Film

B'laster Corrosion Stop protects metal surfaces by leaving a protective film. It penetrates and resists water, displaces moisture and prevents further corrosion.

Part #PB18 - 11 oz

RUST BELT WARRIORS



INDEX

WIDE OPEN PARTS

TIRES & WHEELS

BRAKES

AIR, OIL & FUEL

BATTERY & ELECTRICAL

ENGINE

BEARINGS

BUSHINGS

DRIVELINE

AXLES

BELTS

CONTROLS

TOOLS & CHEMICALS

EXHAUST

ACCESSORIES



INDEX

WIDE OPEN PARTS

TIRES & WHEELS

BRAKES

AIR, OIL & FUEL

BATTERY & ELECTRICAL

ENGINE

BEARINGS

BUSHINGS

DRIVELINE

AXLES

BELTS

CONTROLS

TOOLS & CHEMICALS

EXHAUST

ACCESSORIES



Master® Starting Fluid

Specially formulated to help start all gasoline and diesel engines at temperatures down to 65 degrees below zero. Pro Strength. 50% Ether

Part #SFP16 - 11 oz



Permatex® Right Stuff Gasket Maker

Heavy bodied, black, elastomeric rubber provides an instant low pressure seal. Easily makes gaskets in all shapes and sizes. Superior flexibility and adhesion accommodates joint movement. Oil and transmission fluid resistant. Non-corrosive, low odor, low volatility

Part #P29208 - 5 oz



Permatex® 598BR Ultra Black Silicone OEM High Temp

Ultra Black. Gasket Maker is a single component, room temperature, gasket maker designed to provide reliable formed-in-place gaskets for mechanical assemblies. Provides increased oil resistance and complies with extended warranty requirements. OEM Specified Improved oil resistance Sensor safe, non-corrosive Good adhesion and flexibility. Can be used as a gasket maker or dressing Non-flammable, Non-toxic.

Part #P82180 - 3.3 5oz



Permatex® 599BR Ultra Grey Silicone

Designed for high torque applications requiring a unique RTV gasket. Fills gaps of up to 0.25 inch when fully cured. Exceeds manufacturer's performance requirements. Low odor, noncorrosive. Outstanding oil and coolant resistance. Temperature range -65°F to 650°F intermittent; resists shop and auto fluids and vibration.

Part #P82194 - 3.5 oz



Permatex® Blue Threadlocker Gel

Medium strength Blue threadlocker gel formulated for semi-permanently locking nuts & bolts against vibration loosening. Protects threads from corrosion without drips, globs, mess, or waste. Removable with hand tools for easy disassembly. Ideal for all nut and bolt applications 1/4" to 1" (6mm to 25mm).

Part #P24010 - 0.35 oz



Permatex® Red Threadlocker Gel

High strength Red threadlocker gel formulated for permanently locking nuts & bolts against vibration loosening. Protects threads from corrosion without drips, globs, mess, or waste. Requires extra effort for removal. Ideal for all nut and bolt applications 1/4" to 1" (6mm to 25mm).

Part #P27010 - 0.35 oz



J-B Weld

J-B Weld is The Original Cold Weld two-part epoxy system that provides strong, lasting repairs to metal and multiple surfaces. Mixed at a ratio of 1:1, it forms a permanent bond and can be shaped, tapped, filed, sanded and drilled after curing. At room temperature, J-B Weld sets in 4-6 hours to a dark grey color. A full cure is reached in 15-24 hours. J-B Weld has a tensile strength of 3960 PSI and sets to a hard bond overnight. It can withstand temperatures up to 550°F when fully cured.

Part #JB265



J-B MarineWeld

J-B MarineWeld is a specially formulated two-part epoxy cold weld system that provides for strong, lasting repairs for bonding different or similar surfaces, such as aluminum, metal, composites, fiberglass and others. MarineWeld sets in 4-6 hours at room temperature and is fully cured to a dark grey color in 15-24 hours. Once cured, it can be shaped, tapped, filed, sanded and drilled and will retain its strength above or below the water's surface. MarineWeld has a 1:1 mixing ratio and tensile strength of 3960 PSI.

Part #JB272





**Hondabond 4
Liquid Gasket Maker**

Genuine Honda OEM Hondabond 4 Liquid Gasket Maker. Ref OE# 08717-1194. Semi-drying. Use in areas not requiring solid gaskets. Resists gas, oil, & most chemicals. Solvent based for easy removal. Effective from 40-300 degrees F.

Part #H1194 - 3.5 oz



Yamabond 4 Motorsports

Yamabond 4 Motorsports is a silicone-based liquid gasket that fills gaps on a flange surface and prevents leaks. When cured, this product forms a rubber-like body that resists heat and seals joints subjected to high temperature. Gear- and engine-oil resistant, Yamabond 4 Motorsports sets in 60 minutes. Not for use on copper or copper-based alloys

Part #Y1195 - 3.5 oz



Brush-On Electrical Tape

Application heat range is from 0 deg F to 240 deg F. Flexible vinyl. Seals out moisture. Prevents corrosion. Sticks to metal, plastic, vinyl, rubber, and composite surfaces. Includes applicator and brush cap. Blister pack. Black.

Part #BOT55 - 4 oz



**TOPKOTE
Finishing Polish Spray**

TopKote Finishing Spray is an advanced silicone product that is the perfect finishing touch. Specially formulated has & developed without any ozone depletes or chlorinated solvents. Long lasting, will not streak or spot surfaces, and helps prevent mud and dirt from adhering to treated surfaces. Quickly treat plastics, vinyl, rubber and more.

Part #LP05 - 12 oz



Professional Foam Cannon *NEW

- This Professional Foam Cannon allows for a touch-free washing process which prevents scratches and swirls. High foam content traps surface contaminants such as dirt, dust and grime and safely removes it from the surface without leaving scratches. The quick
- For best results, add the recommended soap to water ratio to the foam cannon fluid tank. We recommend 2-5 ounces of our SiO2 Ceramic Foam Cannon Wash which is a hyper foaming formula that removes surface contaminants while also adding bottomless depth and shine and the ultimate SiO2 Ceramic protection to the paint.
- This product is made for a pressure washer and will not working on a standard garden hose. Units ship with a standard 1/4" Quick-Connect Plug Quick Release that directly attaches Foam Cannon to pressure washer wand

Part #LP1472A



SiO2 Ceramic Foam Cannon Soap *NEW

Liquid Performance SiO2 Ceramic Foam Cannon Soap is the quickest and easiest way to get that bottomless depth and shine while also adding the protection of a SiO2 nano quartz finish. This hyper-foaming formula attacks and lifts dirt and grime from the surface and allows for a scratch-free and touch-free washing process.

Part #LP0105



Klotz® Filter Cleaner

Klotz® Filter Cleaner is for all street, off-road, and racing air filter applications. Removes dirt and oil from air filters or increased air flow and performance. Safe for use on all foam and K&N type fabric filters. Klotz® Filter Cleaner will dissolve and clean heavy buildup of dirt, grease, and oil from air filters without messy and unsafe solvents.

Part #KL608 - 16 oz



INDEX

WIDE OPEN PARTS

TIRES & WHEELS

BRAKES

AIR, OIL & FUEL

BATTERY & ELECTRICAL

ENGINE

BEARINGS

BUSHINGS

DRIVELINE

AXLES

BELTS

CONTROLS

TOOLS & CHEMICALS

EXHAUST

ACCESSORIES



- INDEX
- WIDE OPEN PARTS
- TIRES & WHEELS
- BRAKES
- AIR, OIL & FUEL
- BATTERY & ELECTRICAL
- ENGINE
- BEARINGS
- BUSHINGS
- DRIVELINE
- AXLES
- BELTS
- CONTROLS
- TOOLS & CHEMICALS**
- EXHAUST
- ACCESSORIES



Klotz® Foam Filter Oil

Klotz® Foam Filter Oil is for all street, off-road, and racing foam air filter applications. Klotz® Foam Air Filter Oil is easy to apply and improves airflow. Super viscous formula forms an oil barrier to trap micron-sized particles that would normally find their way through air filters. Will not gum up and dry out. Waterproof formula prevents clogging when wet.

Part #KL606 - 15.5 oz

UNI Products



- Part #UFF100 - 5.5 oz Spray Can Filter Oil
- Part #UFF16 - 16 oz Liquid Filter Oil
- Part #UFC300 - 16 oz Spray Can Filter Cleaner
- Part #UFM400 - Service Kit: One (1) can of 16 oz UNI Cleaner and one (1) can of UNI Oil



Liquid Performance Racing Coolant & Antifreeze



If you're serious about racing and want only the best, then this is the coolant for you. LP High Performance Racing Coolant & Antifreeze with LP3 keeps your motor running at just the right temperature for maximum engine performance in both summer's heat and winter's cold. It has added benefits of LP3 to reduce heat, friction, and internal engine wear. LP Racing Coolant with LP3 is legal for all AMA sanctioned racing events.

Part #LP16 - 64 oz



Liquid Performance Ice Water Non-Glycol Racing Coolant



Liquid Performance Ice Water Non-Glycol Racing Coolant is a water based coolant designed for racing engines of all types. This innovative product contains no glycols or polyglycols or phosphates making it an environmentally friendly product. Liquid Performance Ice Water Racing Coolant contains a broad spectrum corrosion inhibitor package and is premixed with pure deionized water for protection against ferrous and non-ferrous degradation and corrosion. Proprietary ingredients are designed to provide maximum heat transfer in the most extreme temperatures and operating conditions allowing for greater horsepower without overheating. Meets the most stringent racing specifications as is AMA Pro Racing, WERA, CCS, and ASRA track approved for all race classes. Virtually non toxic and biodegradable. BOILING POINT PROTECTION UP TO 212° F (100°C).

THIS PRODUCT OFFERS NO FREEZE PROTECTION.
Part #LP699 - 64 oz





Liquid Performance ATV Wash



ATV Wash is formulated to remove the tough stuff that other cleaners can't. It penetrates dirt, mud, manure, or whatever else you can get into on the track, in the woods, or on the farm and leaves your ATV looking showroom clean. Safe for all ATV finishes when used as directed. Biodegradable and non-corrosive.

Part #LP11 - 32 oz

Part #LP12 - 1 gallon



Klotz® Chain Lube

Klotz® Hi-Performance Chain Lube contains ExtraTac™ Anti-Wear System for all street, off-road, and racing applications. Specially formulated for conventional and "O" ring type roller chains to provide the maximum level of lubrication and rust protection. Klotz® ExtraTac™ Anti-Wear System penetrates deeply to displace moisture and dirt and allow for maximum corrosion protection.

Part #KL605 - 15.5 oz



Sea Foam Motor Treatment

Professional mechanics and do-it-yourselfers everywhere rely on this product every day. Sea Foam Motor Treatment dissolves and cleans fuel and oil residues and deposits, stabilizes fuel, controls moisture, and lubricates upper cylinders. Safe and effective when added to gasoline and diesel fuel and oil crankcases. Sea Foam only contains petroleum-based ingredients. It does NOT have harsh detergent or abrasive chemicals that can harm your engine. The more you add to fuel, the better it cleans! – Just pour it in!

Part #SF16 - 16 oz



Liquid Performance Ethanol Equalizer

Liquid Performance Ethanol Equalizer is all you need to fix problems related to ethanol added fuels. Its synthetic blend prevents water build up, fuel system corrosion, and ethanol phase separation that robs fuel of octane. Ethanol Equalizer replaces lost octane, increases horsepower, and stabilizes fuel for extended periods. One 4 oz. bottle treats up to 40 gallons. This product is EPA registered. Available in 1 oz. and 4 oz. bottles.

Part #LP766 - 1 oz
» TREATS UP TO 10 GALLONS

Part #LP765 - 4 oz
» TREATS UP TO 40 GALLONS

Part #LP756-CASE - 4 oz / 12 ct display

Part #LP766-CASE - 1 oz / 24 ct display



**LP765,
4 oz**



LP766, 1 oz



LP765-CASE



LP766-CASE

INDEX

WIDE OPEN PARTS

TIRES & WHEELS

BRAKES

AIR, OIL & FUEL

BATTERY & ELECTRICAL

ENGINE

BEARINGS

BUSHINGS

DRIVELINE

AXLES

BELTS

CONTROLS

TOOLS & CHEMICALS

EXHAUST

ACCESSORIES



- INDEX
- WIDE OPEN PARTS
- TIRES & WHEELS
- BRAKES
- AIR, OIL & FUEL
- BATTERY & ELECTRICAL
- ENGINE
- BEARINGS
- BUSHINGS
- DRIVELINE
- AXLES
- BELTS
- CONTROLS
- TOOLS & CHEMICALS**
- EXHAUST
- ACCESSORIES



HOG WASH Fuel Treatment *NEW

Hog Wash Complete Fuel Treatment is all you need to fix problems related to ethanol added fuels as well as non ethanol fuels. Its synthetic blend prevents water build up, fuel system corrosion and ethanol phase separation that robs fuel of octane. Hog Wash Complete Fuel Treatment increases horsepower, and stabilizes fuel for up to 36 months. Cleans and lubricates entire fuel system.

Part# HW765 4oz
Part# HW766 1oz



Klotz® Octane Booster

Klotz® Octane Booster is a concentrated tetraethyl lead substitute formulated to increase the MON octane rating of gasoline up to 10 numbers. Helps eliminate engine damaging detonation, spark knock, pre-ignition, and pinging from low octane gasoline. Klotz® Octane Booster modifies the burn speed and flash point of gasoline to create a stable combustion chamber flame front, maximizing performance and power. Stabilizes oxygenated and ethanol enriched gasoline to prevent lean-out conditions. Klotz® Octane Booster provides needed upper cylinder lubrication that is missing in unleaded gasoline.

Part #KL602 - 16 oz



AmerSeal® Tire Sealant

PROUDLY MADE



IN THE USA



EASY TO USE

- Ready to use with no mixing or special preparation needed.
- Since there is no need to completely deflate the tire, it only takes a few minutes to install with our hand injector pump.

NO MESS

- 100% water soluble for easy cleanout of a tire if recapping or patching a large puncture is required.

WON'T HARM TIRE OR WHEEL

- Sealing action is completely mechanical - there is no chemical reaction that might harm the tire or cause corrosion on the wheel.
- Does not void tire warranty.

WILL NOT SEPARATE

- Stays pH neutral and remains effective for the life of the tire.

STAYS IN PLACE

- Will not migrate to the bottom of the tire when the vehicle is stopped.
- Protection is permanent!

EFFECTIVE IN EXTREME WEATHER

- Remains fluid and effective from 45°F below zero to over 200°F.

SAFE TO USE AND SHIP

- Contains no asbestos fibers (As a safety precaution, eye protection is recommended when injecting into high pressure industrial tires).
- Ships world wide as a NON-hazardous material and is NON-explosive and NON-flammable

EFFECTIVENESS

- Seals 1/4inch punctures in tread area, larger punctures in heavy ply tires.
- Seals most bead and rim leaks.
- Extremely effective in tubeless tires, less effective in tube type tires.

SAFE TO DISPOSE

- Meets EPA standards for disposal by municipal sewage systems.

Part #AMS1G - One (1) gallon jug with pump

Part #AMS32 - 32 oz bottle





- INDEX
- WIDE OPEN PARTS
- TIRES & WHEELS
- BRAKES
- AIR, OIL & FUEL
- BATTERY & ELECTRICAL
- ENGINE
- BEARINGS
- BUSHINGS
- DRIVELINE
- AXLES
- BELTS
- CONTROLS
- TOOLS & CHEMICALS**
- EXHAUST
- ACCESSORIES



TIRES MADE PROUDLY IN THE UNITED STATES

CRYPTID TIRE



» **BRAND NEW!** »

ITP® CRYPTID TIRE

AVAILABLE ON PAGE 22



Fast Orange® Hand Cleaner



Fast Orange Hand Cleaner with Pumice is a waterless, petroleum solvent-free hand cleaner that contains no harsh chemicals, mineral oils or ammonia that can sting cuts and abrasions; Fortified with aloe, lanolin, glycerin, and other skin conditioners; Fine pumice formula gently deep cleans the toughest dirt.

Part #HC219 - 1 Gallon



Lava® Hand Soap



Yes, it still exists ! Lava® is one of the best-known heavy-duty hand cleaners in the world. Over the years, Lava has earned a reputation as the brand to use on extremely dirty hands and filthy mouths, no matter how nasty you are.

Part #HC185 - 5.75 oz



KIMPEX Exhaust

Steel Muffler , Black Finish.

- Special coupler, no gaskets needed
- As quiet as the OEM silencer
- Galvanized main tube
- All internal parts are fully welded and not spot welded
- All built with Spark arrestor
- More than competitive pricing
- Can be directly installed on the oem pipes.
- Slip-on only.
- Made in Canada



ARCTIC CAT

MODEL	YEAR	FOOT NOTES	PART #	REPLACES OEM #
400 2x4/4x4	98-01	5	EP8529	0412-156,0412-005,0512-161
454 Bearcat 4x4	96-97	5	EP8529	0412-156,0412-005,0512-161
500 4x4	98-01	5	EP8529	0412-156,0412-005,0512-161
650 H1	07-08		EP8535	
650 TRV	07-09		EP8535	

BOMBARDIER

MODEL	YEAR	FOOT NOTES	PART #	REPLACES OEM #
Traxter/XT/MAX (uses OEM heat shield)	99-05	4	EP8522	707600063 / 707600080

ARCTIC CAT

MODEL	YEAR	FOOT NOTES	PART #	REPLACES OEM #
ATC200 E Big Red	82-83		EP8532	18310-VM3-003
ATC200M	84-85		EP8532	18310-VM3-003
ATC250ES	85-87		EP8503	18310-HA0-682
TRX250 2/4X4	85-87		EP8512	18310-HA8-680
TRX300 2/4X4	88-92	3	EP8500	18300-HC4-750
TRX300 2/4X4	93-00	3	EP8510	18300-HM5-930
TRX350 2X4	86-93		EP8501	18310-HA7-651
TRX350 4X4	86-89		EP8501	18310-HA7-651
TRX350 FE/FM/TE/TM	00-05		EP8527	18310-HN5-670
TRX400 2/4X4	95-97		EP8502	18310-HM7-000
TRX450 ES/S	98-04		EP8009	18310-HN0-U00 / 670

KAWASAKI

MODEL	YEAR	FOOT NOTES	PART #	REPLACES OEM #
Bayou 300 (2x4)	1987		EP8517	18001-1579
Bayou 300 (4x4)	89-04		EP8511	18001-1700
Bayou 400 (4x4)	93-94		EP8504	18001-1820
Bayou 400 (4x4)	95-99		EP8541	
KVF 300 Prairie	99-02		EP8523	18090-1675
KVF 400 Prairie Automatic	97-98		EP8523	18090-1525
KVF 400 Prairie	99-02		EP8523	18090-1675
KVF 700 Prairie	04-05		EP8524	18087-0077
Brute Force 650	05-11		EP8524	18087-0077
Brute Force 650i/750i	05-11		EP8526	18088-0146 / -0379

KimpeX exhausts continue on the next page.



INDEX

WIDE OPEN PARTS

TIRES & WHEELS

BRAKES

AIR, OIL & FUEL

BATTERY & ELECTRICAL

ENGINE

BEARINGS

BUSHINGS

DRIVELINE

AXLES

BELTS

CONTROLS

TOOLS & CHEMICALS

EXHAUST

ACCESSORIES





POLARIS				
MODEL	YEAR	FOOT NOTES	PART #	REPLACES OEM #
Diesel	99-01	5	EP8528	1260715-029 / -489
Sportsman 335	99-00	5	EP8528	1260715-029 / -489
Sportsman 400	01-05		EP8537	1261042-029
Sportsman 450	06-07		EP8537	1261042-029
Sportsman 500	96-00	5	EP8528	1260715-029 / -489
Sportsman 500	02/04		EP8537	1261042-029
Sportsman 500 EFI	06-07		EP8537	1261042-029
Sportsman 500 HO	01/03/06		EP8537	1261042-029
Sportsman 600	03-05		EP8533	1261223-029/1261223-489
Sportsman 700 (Except EFI 05-06)	02-06		EP8533	1261223-029/1261223-489
Worker 335	1999	5	EP8528	1260715-029 / -489
Worker 500	1999	5	EP8528	1260715-029 / -489
Worker 500	2001		EP8537	1261042-029
Xplorer	1997	5-6	EP8528	1260715-029 / -489
RZR 800	08-11	2	EP8536	Not OEM replacement, fits on 1262011-489
RZR S 800	09-11	2	EP8536	Not OEM replacement, fits on 1262011-489
RZR 4 800	10-11	2	EP8536	Not OEM replacement, fits on 1262011-489

SUZUKI				
MODEL	YEAR	FOOT NOTES	PART #	REPLACES OEM #
Quadrunner 250 (2/4x4)	90-92		EP8505	14310-19B71 / -19B72 / -19B73 / -19BA0
King Quad 300 (4x4)	99-02		EP8505	14310-19B71 / -19B72 / -19B73 / -19BA0
King Quad 450	07-13		EP8539	
King Quad 700	05-07		EP8534	14310-31G02

YAMAHA				
MODEL	YEAR	FOOT NOTES	PART #	REPLACES OEM #
YFM 200	83-85		EP8507	59V-14711-00-00 (01-00 and 02-00)
YFM 225	86-88		EP8507	59V-14711-00-00 (01-00 and 02-00)
YFM 250	89-91		EP8507	59V-14711-00-00 (01-00 and 02-00)
Big Bear 350 (2/4x4)	87-00		EP8508	2HR-14711-00-00 (01-00 / 02-00 / 03-00)
Warrior 350	88-04		EP8531	1UY-14711-04-00
Wolverine 350	95-05		EP8019	4KB-14711-01-00 (02-00)
Kodiak 400 (4x4)	93-99		EP8508	2HR-14711-00-00 (01-00 / 02-00 / 03-00)
Kodiak 400	00-02		EP8525	5GH-14711-00-00
Grizzly 600	1998	5	EP8020	4WV-14711-00-00
Grizzly 600	99-01	5	EP8020	5GT-14711-00-00
Grizzly 660	03-08	1	EP8530	5KM-14721-00-00 / 5KM-14711-10-00
Grizzly 700	07-14		EP8542	

UNIVERSAL 18" MUFFLER

EP6451



Foot Notes:

- 1= Heat shield not included. Must use Yamaha heat shield # 5KM-14738-00-00
- 2= Part number EP8536 is not a replacement muffler. It is an add on to the existing OEM muffler to reduce decibel
- 3= Muffler only, Must cut and re-use oem header
- 4= The oem Heat shield is bolted on The ATV, not on The Muffler
- 5= Heat shield Included
- 6= Please note, for Xplorer 1997, there were two bracket locations to hold the muffler.

If you can't install part # EP8528 on your unit, please contact the supplier for more details

INDEX

WIDE OPEN PARTS

TIRES & WHEELS

BRAKES

AIR, OIL & FUEL

BATTERY & ELECTRICAL

ENGINE

BEARINGS

BUSHINGS

DRIVELINE

AXLES

BELTS

CONTROLS

TOOLS & CHEMICALS

EXHAUST

ACCESSORIES



HMF Exhaust

HMF designs and manufactures exhausts for street bikes, dirt bikes, UTVs and of course ATVs. The HMF performance series system consistently receives a top performer ratings. HMF manufactures complete systems and slip-ons for 4-stroke ATVs. MotoSport's collection of HMF exhaust systems and slip-ons gives you enough options to make the best choice for your ATV.



EQUAL POWER:

The Performance Series distributes power evenly throughout the entire RPM range.

4-6 dB INCREASE:

Depending on the model, you can expect at least a 4-6 dB increase over stock.

LESS WEIGHT:

The exhaust shell is made of T6061 Aluminum that weighs substantially less than stock

INDEX

WIDE OPEN PARTS

TIRES & WHEELS

BRAKES

AIR, OIL & FUEL

BATTERY & ELECTRICAL

ENGINE

BEARINGS

BUSHINGS

DRIVELINE

AXLES

BELTS

CONTROLS

TOOLS & CHEMICALS

EXHAUST

ACCESSORIES



HMF Competition Exhaust



HMF Performance Exhaust



HMF Titan Exhaust
MADE IN THE USA

B-CR Colors are Aluminum Colors. CFB-CFO are Carbon Fiber Colors.



NOTE: Not all colors and styles are kept in stock and may require special ordering. Special orders may require additional shipping time.

**** Refers to standard Brushed Aluminum and does not require a color code.**

HMF exhausts continue on the next page.



NOTE: Not all colors and styles are kept in stock and may require special ordering. Special orders may require additional shipping time.



CAN-AM				
MODEL	YEAR	SERIES	SLIP-ON PART #	FULL SYSTEM PART #
450 Outlander	17-21	Performance	EPC570S	
500/650/800 Outlander (Spring Mount)	06-11	Performance	EPC800S	EPC800F
		Titan	EPC800T	
500/650/800 Outlander MAX (Spring Mount)	06-10	Performance	EPC801S	EPC801F
500/650/800 Outlander (Clamp Mount)	08-11	Performance	EPC803S	EPC803F
		Titan	EPC803T	
500/650/800 Outlander Max (Clamp Mount)	08-11	Performance	EPC804S	EPC804F
		Titan	EPC804T	
500L Outlander	15-16	Performance	EPC570S	
500/650 Outlander / XMR	13-15	Performance	EPC1001SB	EPC1001FB
		Titan Loud	EPC500TXL	
500/800 Renegade	07-11	Performance	EPC802S	EPC802F
		Titan	EPC802T	EPC802TF
500 Renegade	13-15	Performance dual	EPC805SB	EPC805F
570 Outlander	15-21	Performance	EPC570S	
570 Renegade	16-21	Performance dual	EPC805SB	EPC805F
800 Outlander	12-15	Performance	EPC1001SB	EPC1001FB
		Titan Loud	EPC500TXL	
800 Outlander XMR	11-12	Performance	EPC804S	EPC804F
		Titan	EPC804T	
800 Renegade	12-15	Performance Dual	EPC805SB	EPC805F
		Titan Loud	EPC805TXL	
800/1000 Commander	11-13	Performance dual	EPC1000S	
		Titan	EPC1000T	
		Titan Loud	EPC1000TXL	
	14-20	Performance dual		EPC1005FB
		Titan	EPC1005T	
		Titan Loud	EPC1005TXL	
800 Maverick Trail	18-21	Titan	CALL	
850 Outlander	16-21	Performance Dual	CALL	
850 Renegade	16-21	Performance Dual	EPC805SB	EPC805F
900 Maverick X3	17-21	Performance Dual		EPC900F
1000 Outlander	12-21	Performance	EPC1001SB	EPC1001FB
		Titan	EPC1001T	EPC1001TF
		Titan Loud	EPC1001TXL	EPC1001TXLF
1000 Outlander MAX/XMR	12-21	Performance	EPC1004SB	EPC1004FB
		Titan	EPC1004T	EPC1004TF
		Titan Loud	EPC1004TXL	EPC1004TXLF
1000 Renegade	12-21	Performance Dual	EPC1002S	EPC1002F
		Titan	EPC1002T	EPC1002TF
		Titan Loud	EPC1002TXL	EPC1002TXLF
1000 Maverick / MAX	12-21	Performance Dual	EPC1003S	EPC1003F
1000R Maverick Sport	19-21	Titan	CALL	
1000 Maverick Trail	18-21	Titan	EPC1006S	

- INDEX
- WIDE OPEN PARTS
- TIRES & WHEELS
- BRAKES
- AIR, OIL & FUEL
- BATTERY & ELECTRICAL
- ENGINE
- BEARINGS
- BUSHINGS
- DRIVELINE
- AXLES
- BELTS
- CONTROLS
- TOOLS & CHEMICALS
- EXHAUST
- ACCESSORIES



HMF exhausts continue on the next page.



NOTE: Not all colors and styles are kept in stock and may require special ordering. Special orders may require additional shipping time.



- INDEX
- WIDE OPEN PARTS
- TIRES & WHEELS
- BRAKES
- AIR, OIL & FUEL
- BATTERY & ELECTRICAL
- ENGINE
- BEARINGS
- BUSHINGS
- DRIVELINE
- AXLES
- BELTS
- CONTROLS
- TOOLS & CHEMICALS
- EXHAUST**
- ACCESSORIES

HONDA				
MODEL	YEAR	SERIES	SLIP-ON PART #	FULL SYSTEM PART #
TRX420 Rancher	07-08	Performance	EPH420S	
		Titan	EPH420T	
	09-13	Performance	EPH421S	
		Titan	EPH421T	
		Titan Loud	EPH421TXL	
14-21	Performance		EPH422F	
	Titan Loud		EPH422TXLF	
TRX420 Rancher IRS	15-21	Performance		EPH506F
		Titan Loud		EPH506TXLF
TRX500 Foreman	2005	Performance	EPH502S	
		Titan	EPH502T	
	06-11	Performance	EPH503S	
		Titan	EPH503T	
		Titan Loud	EPH503TXL	
	12-13	Performance	EPH504S	
		Titan	EPH504T	
		Titan Loud	EPH504TXL	
		Titan Loud		EPH505TXLF
		Performance		EPH422F
14-19	Titan Loud		EPH422TXLF	
TRX500 Rubicon	01-05	Performance	EPH500S	
		Titan	EPH500T	
	06-14	Performance	EPH501S	
		Titan	EPH501T	
		Performance		EPH506F
15-19	Titan Loud		EPH506TXLF	
TRX520 Foreman	20-21	Performance		EPH422F
Titan Loud			EPH422TXLF	
TRX520 Rubicon	20-21	Performance		EPH506F
		Titan Loud		EPH506TXLF
TRX650 Rincon	03-05	Performance	EPH680S	
Titan		EPH680T		
TRX680 Rincon	06-20	Performance	EPH680S	
		Titan	EPH680T	
SXS700 Pioneer	14-21	Titan Loud	EPH701TXL	
SXS1000 Pioneer	16-21	Titan	EPH000S	
		Titan Loud	EPH000SXL	
TRX650 Rincon	03-05	Titan	EPH680T	
TRX680 Rincon	06-18	Performance	EPH680S	
TRX680 Rincon	06-18	Titan	EPH680T	
TRX700XX	08-13	Performance	EPH700S	EPH700F
SXS700 Pioneer	14-15	Titan Loud	EPH701TXL	
SXS1000 Pioneer	16-18	Titan	EPH1000S	
SXS1000 Pioneer	16-18	Titan Loud	EPH1000SXL	

HMF exhausts continue on the next page.





B-CR Colors are Aluminum Colors. CFB-CFO are Carbon Fiber Colors.



NOTE: Not all colors and styles are kept in stock and may require special ordering. Special orders may require additional shipping time.

**** Refers to standard Brushed Aluminum and does not require a color code.**

KAWASAKI

MODEL	YEAR	SERIES	SLIP-ON PART #	FULL SYSTEM PART #
KVF750 Brute Force	05-11	Performance	EPK750S	EPK750F
		Titan	EPK750T	
	12-14	Performance	EPK752S	EPK752F
		Titan	EPK752T	EPK752TF
		Titan Loud	EPK752TXL	EPK752TXLF
		Performance	EPK753S	EPK753F
15-21	Titan Loud	EPK753TXL		
	KRF800 Teryx	14-21	Titan Loud	EPK754TXL
KRT750/800 Teryx 4	12-21	Titan	EPK754T	
		Titan Loud	EPK754TXL	
KRX1000 Teryx	20-21	Titan	CALL	



POLARIS

MODEL	YEAR	SERIES	SLIP-ON PART #	FULL SYSTEM PART #
570 RZR	13-17	Titan Loud	EPP570TXL	
570 Sportsman	14-16	Titan Loud	EPP571TXL	
800 RZR	08-10	Performance Dual	EPP800S	
		Titan		EPP800TF
	11-14	Titan		EPP805TF
Titan Loud			EPP805TXLF	
800 RZR S	08-10	Titan		EPP806TF
	11-14	Titan		EPP805TF
		Titan Loud		EPP805TXLF
800 RZR 4	2010	Titan		EPP804TF
800 Range /Crew	10-14	Titan	EPP802T	
		Titan Loud	EPP802TXL	
850 Scrambler XP	13-16	Titan Loud		EPP851TXL
850 Sportsman	08-09	Titan	EPP553T	
	12-16	Titan	EPP850T	
900 Ranger	13-15	Titan	EPP902S	
	16-18	Titan	EPP903S	
900 RZR/4/S	11-14	Performance Dual		EPP900FD
		Titan Loud	EPP900TXL	
	15-21	Performance Dual		EPP901FB
		Titan Loud	EPP901TXL	

HMF exhausts continue on the next page.



INDEX

WIDE OPEN PARTS

TIRES & WHEELS

BRAKES

AIR, OIL & FUEL

BATTERY & ELECTRICAL

ENGINE

BEARINGS

BUSHINGS

DRIVELINE

AXLES

BELTS

CONTROLS

TOOLS & CHEMICALS

EXHAUST

ACCESSORIES



B-CR Colors are Aluminum Colors. CFB-CFO are Carbon Fiber Colors.



NOTE: Not all colors and styles are kept in stock and may require special ordering. Special orders may require additional shipping time.

**** Refers to standard Brushed Aluminum and does not require a color code.**

INDEX

WIDE OPEN PARTS

TIRES & WHEELS

BRAKES

AIR, OIL & FUEL

BATTERY & ELECTRICAL

ENGINE

BEARINGS

BUSHINGS

DRIVELINE

AXLES

BELTS

CONTROLS

TOOLS & CHEMICALS

EXHAUST

ACCESSORIES

POLARIS

MODEL	YEAR	SERIES	SLIP-ON PART #	FULL SYSTEM PART #
925 RZR TURBO	16-21	Performance Dual	EPP1005S	EPP1005FB
925 RZR PRO XP/4	20-21	Performance Dual	CALL	
1000 Ranger XP	17-18	Titan	EPP903S	
1000 RZR /4	2014	Performance Dual		EPP1000FB
1000 RZR/4	15-21	Performance Dual		EPP1003FB
		Titan	EPP1003T	EPP1003TF
1000 RZR RS1	18-21	Performance Dual		EPP1006F
		Titan Dual		EPP1006TF
1000 Scrambler HO	14-18	Titan Loud		EPP1002TXLF
1000 Sportsman XP	17-21	Titan Loud		EPP1004TXLF

YAMAHA

MODEL	YEAR	SERIES	SLIP-ON PART #	FULL SYSTEM PART #
YFM660 Grizzly	02-08	Performance		EPY662FB
YFM660 Raptor	01-05	Performance	EPY660S	
YXR700 Rhino	07-13	Swamp	EPY703SS	
YXR700 Rhino	07-13	Swamp XL	EPY703SSXL	

*** DON'T SEE WHAT YOU'RE LOOKING FOR?**

CALL YOUR SALES REP FOR A FULL LIST OF EXHAUSTS FROM HMF.



EPQC



EPS



EPP

HMF Add Ons

ITEM DESCRIPTION	PART #
Quiet Core	EPQC
Spark Arrestor	EPS
Muffler backing	EPP





ATV / UTV Synthetic Cabled Winches

The KFI Assault Series is our NEW line of Synthetic Cabled Winches. Each KFI Assault Winch kit features quality cast aluminum and durable all steel gearing, blacked out with a full complement of accessories including Smoke colored Synthetic Cable, Cable Hook Stopper (#ATV-SCHS), Premium Black Roller Fairlead, fairlead bracket for mounting to trailers or other non-ATV applications, UTV Dash Mounted Rocker Switch, 14' corded hand held remote, black plated hardware to mount your winch to a model specific ATV/UTV winch mount, a NEW designed Assault Heavy Duty Electric Contactor that protects the electrical system, all required wiring and detailed installation instructions. An ATV/UTV model specific winch mount must be purchased separately. They are also backed by a KFI Two Year Limited Lifetime Warranty. The new Assault Series winches are designed with a new look that has a smaller profile to fit those UTV's that our current 4500lbs winches do not fit. Also with this smaller profile the AS-50x Standard width model will work on most KFI ATV winch mounts but you may want to purchase the ATV Handle Bar Rocker Switch #ATV-MR to control the winch. With the NEW Assault Series we have added more seals to the winch to help improve the water resistance.



AS-50x ASSAULT WINCH STANDARD

This 5000lb ATV/UTV Assault Series winch features Synthetic Cable, Cable Hook Stopper, a dynamic and mechanical braking system, Water Resistant seals to keep the elements out, a standard 4-hole mounting design and a heavy duty all metal turn clutch.

- Rated Line Pull: 5000 lbs.
- Motor: 12V DC, 1.22 hp permanent magnet.
- Gear Ratio: 180:1.
- Synthetic Cable: 15/64" D x 38' L. (Smoke Color)
- Winch Dimensions: 13.9" L x 4.45" D x 4.76" H.
- Mounting Bolt Pattern: 3.00" x 4.875" (4-Hole).
- Winch Weight: 26.0 lbs.
- Cable Hook Stopper Included (#ATV-CHS)

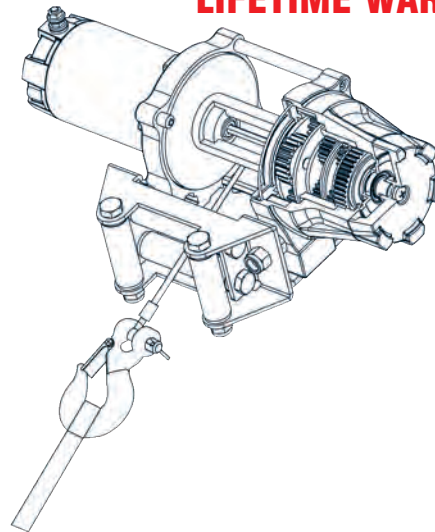
KW5000SX



ASSAULT WINCHES AVAILABLE THROUGH DISTRIBUTION ONLY



TWO YEAR LIMITED LIFETIME WARRANTY



AS-50wx ASSAULT WINCH WIDE

This 5000lb ATV/UTV Assault Series winch features Synthetic Cable, Cable Hook Stopper, a dynamic and mechanical braking system, Water Resistant seals to keep the elements out, a standard 4-hole mounting design and a heavy duty all metal turn clutch.

- Rated Line Pull: 5000 lbs.
- Motor: 12V DC, 1.22 hp permanent magnet.
- Gear Ratio: 180:1.
- Synthetic Cable: 15/64" D x 50' L. (Smoke Color)
- Winch Dimensions: 15.63" L x 4.45" D x 4.76" H.
- Mounting Bolt Pattern: 3.00" x 6.00" (4-Hole).
- Winch Weight: 27.8 lbs.
- Cable Hook Stopper Included (#ATV-SCHS)

KW5000SWX

KFI winches continue on the next page.

INDEX

WIDE OPEN PARTS

TIRES & WHEELS

BRAKES

AIR, OIL & FUEL

BATTERY & ELECTRICAL

ENGINE

BEARINGS

BUSHINGS

DRIVELINE

AXLES

BELTS

CONTROLS

TOOLS & CHEMICALS

EXHAUST

ACCESSORIES

KFI Polaris ATV Plug-N-Play Winch

Our Polaris Plug-N-Play winch kits come completely assembled and ready to install. Kits include a variety of accessories, such as, Handlebar Mini-Rocker Switch, Electrical Contactor and Cable Hook Stopper.

Please refer to the application chart below for Polaris ATV fitment.

Our electrical contactor will come pre-assembled on the rear of the mount. Please refer to the application chart for models that will require relocation of the contactor to the side of the mount. This will require two bolts to be relocated.

Most newer Polaris ATV's come with the pre-installed OEM #4015094 wire harness. This wire harness is for connecting the handlebar remote to the contactor. Please refer to the application chart for the model specific machines that require the additional purchase of this Polaris OEM part #4015094.

KW9925	2500lbs Steel Cable Winch Kit
KW9935	3500lbs Synthetic Rope Winch Kit
KW9950	Replacement Contactor
KW9930	Replacement Mini-Rocker Switch
KW9940	Quick Connect Wire Harness



ALL KFI PRODUCTS



- This is an application for KW9925 and KW9935

POLARIS					
MODEL	YEAR	REQUIRES MOVING CONTACTOR TO THE SIDE	REQUIRES PURCHASE OF KFI'S POLARIS HARNESS #AP-HARNESS	REQUIRES BUMPER CONVERSION BRACKET #101895	
Scrambler 1000 XP	2014	No	Yes	No	
Scrambler 1000 XP	15-18	No	No	No	
Scrambler 850	15-21	No	No	No	
Scrambler 850 XP	13-14	No	Yes	No	
Sportsman 1000 Touring XP	15-21	No	No	No	
Sportsman 1000 XP	15-21	No	No	No	
Sportsman 450	2021	No	No	No	
Sportsman 450	16-20	Yes	No	No	
Sportsman 550	12-14	No	Yes	No	
Sportsman 550 Touring	12-14	No	Yes	No	
Sportsman 570	14	Yes	Yes	No	
Sportsman 570 (Base)	21	No	No	No	
Sportsman 570 (Base/SP/EFI)	15-20	Yes	No	No	
Sportsman 570 EPS (Base/Utility)	15-20	Yes	No	No	
Sportsman 570 EPS	2021	No	No	Yes	
Sportsman 570 Premium	2020	Yes	No	No	
Sportsman 570 Premium	2021	No	No	Yes	
Sportsman 570 Utility HD LE	2021	No	No	Yes	
Sportsman 570 6x6 (Big Boss)	17-21	Yes	No	No	
Sportsman 570 Touring	2014	Yes	Yes	No	
Sportsman 570 Touring	15-21	Yes	No	No	
Sportsman 570 X2	15-21	Yes	No	No	
Sportsman 570 SP	15-21	Yes	No	No	
Sportsman 850	12-14	No	Yes	No	
Sportsman 850	15-21	No	No	No	
Sportsman 850 High Lifter	16-21	Yes	No	No	
Sportsman 850 Touring	12-14	No	Yes	No	
Sportsman 850 Touring	15-21	No	No	No	
Sportsman ETX	15-16	Yes	No	No	



KW9950



KW9930



KW9940

KFI winches continue on the next page.

INDEX

WIDE OPEN PARTS

TIRES & WHEELS

BRAKES

AIR, OIL & FUEL

BATTERY & ELECTRICAL

ENGINE

BEARINGS

BUSHINGS

DRIVELINE

AXLES

BELTS

CONTROLS

TOOLS & CHEMICALS

EXHAUST

ACCESSORIES

ALL KFI PRODUCTS



ATV and UTV Synthetic Cable Winches

The KFI Stealth Series is our line of Synthetic Cabled Winches ranging from 2500lbs to 4500lbs. Each KFI Stealth winch kit features quality cast aluminum and durable steel components, Stealthed out with a full complement of accessories including Smoke colored Synthetic Cable, Cable Hook Stopper (#ATV-SCHS), Premium Black Roller Fairlead, fairlead bracket for mounting to trailers or other non-ATV applications, Handlebar Mini-Rocker Switch, 14' corded hand held remote on the SE35 and SE45, black plated hardware to mount your winch to a model specific ATV/UTV winch mount, a Heavy Duty Electric Contactor that protects the electrical system, all required wiring and detailed installation instructions. An ATV/UTV model specific winch mount must be purchased separately. They are also backed by a KFI 1-Year Limited Warranty.

WATER RESISTANT



SE25 STEALTH WINCH

This 2500lb ATV Stealth Series winch features Synthetic Cable, Cable Hook Stopper, a dynamic and mechanical braking system, Water Resistant seals to keep the elements out, a standard 4-hole mounting design and a heavy duty all metal turn clutch.

- Rated Line Pull: 2500 lbs.
- Motor: 12V DC, 1.2 hp permanent magnet.
- Gear Ratio: 171:1.
- Synthetic Cable: 3/16" D x 50' L. (Smoke Color)
- Winch Dimensions: 12.67" L x 4.06" D x 4.2" H.
- Mounting Bolt Pattern: 3.00" x 4.875" (4-Hole).
- Winch Weight: 22.7 lbs.
- Cable Hook Stopper Included (#ATV-CHS)



For more SE25 winch information please scan code

KW2500S



SE35 STEALTH WINCH

This 3500lb ATV/UTV Stealth Series winch features Synthetic Cable, Cable Hook Stopper, a dynamic and mechanical braking system, Water Resistant seals to keep the elements out, a standard 4-hole mounting design and a heavy duty all metal turn clutch.

- Rated Line Pull: 3500 lbs.
- Motor: 12V DC, 1.5 hp permanent magnet.
- Gear Ratio: 171:1.
- Synthetic Cable: 3/16" D x 50' L. (Smoke Color)
- Winch Dimensions: 12.97" L x 4.06" D x 4.2" H.
- Mounting Bolt Pattern: 3.00" x 4.875" (4-Hole).
- Winch Weight: 24.5 lbs.
- Cable Hook Stopper Included (#ATV-CHS)
- Hand-held remote included.



For more SE35 winch information please scan code

KW3500S



SE45-R2



SE45w-R2

SE45-R2 and SE45w-R2 STEALTH WINCH

This 4500lb UTV Stealth Series winch features Synthetic Cable, Cable Hook Stopper, a dynamic, mechanical and drum braking system, Water Resistant seals to keep the elements out, a standard or wide 4-hole mounting design and a heavy duty all metal turn clutch.

- Rated Line Pull: 4500 lbs.
- Motor: 12V DC, 1.7 hp permanent magnet.
- Gear Ratio: 166:1.
- Standard Synthetic Cable: 15/64" D x 38' L. (Smoke Color)
- Wide Synthetic Cable: 15/64" D x 50' L. (Smoke Color)
- Standard Winch Dimensions: 14.6" L x 4.55" D x 4.82" H.
- Wide Winch Dimensions: 16.36" L x 4.55" D x 4.82" H.
- Standard Mounting Bolt Pattern: 3.00" x 4.875" (4-Hole).
- Wide Mounting Bolt Pattern: 3.00" x 6.6" (4-Hole).
- Standard Winch Weight: 32 lbs.
- Wide Winch Weight: 34.4 lbs.
- Cable Hook Stopper Included (#ATV-CHS)
- NEW Dash Switch and Hand-held remote included.



For more SE45 winch information please scan code

KW4500R2S

Standard

KW4500SWR2

Wide

KFI winches continue on the next page.

INDEX

WIDE OPEN PARTS

TIRES & WHEELS

BRAKES

AIR, OIL & FUEL

BATTERY & ELECTRICAL

ENGINE

BEARINGS

BUSHINGS

DRIVELINE

AXLES

BELTS

CONTROLS

TOOLS & CHEMICALS

EXHAUST

ACCESSORIES



ALL KFI PRODUCTS



ATV and UTV Steel Cable Winches

Each KFI winch kit features quality cast aluminum and durable steel components and comes with a full complement of accessories including Premium Roller Fairlead, a fairlead bracket for mounting to trailers or other non-ATV applications, Handlebar Mini-Rocker Switch, 14' corded hand held remote on 3000 or larger, all of the hardware to mount your winch to a model specific ATV/UTV winch mount, a Heavy Duty Electric Contactor that protects the electrical system and detailed installation instructions. An ATV/UTV model specific winch mount must be purchased separately. They are also backed by a KFI 1-Year Limited Warranty.



A2000 WINCH

This 2000lb ATV Series winch features Water Resistant seals to keep the elements out, a standard 4-hole mounting design and a heavy duty all metal turn clutch.

- Rated Line Pull: 2000 lbs.
- Motor: 12V DC, 1.1 hp permanent magnet.
- Gear Ratio: 171:1.
- Cable: 5/32" D x 49' L.
- Winch Dimensions: 12.28" L x 4.06" D x 4.2" H.
- Mounting Bolt Pattern: 3.00" x 4.875" (4-Hole).
- Winch Weight: 24.8 lbs.

KW2000



A2500-R2 WINCH

This 2500lb ATV Series winch features Water Resistant seals to keep the elements out, a standard 4-hole mounting design and a heavy duty all metal turn clutch.

- Rated Line Pull: 2500 lbs.
- Motor: 12V DC, 1.2 hp permanent magnet.
- Gear Ratio: 171:1.
- Cable: 3/16" D x 45.9' L.
- Winch Dimensions: 12.67" L x 4.06" D x 4.2" H.
- Mounting Bolt Pattern: 3.00" x 4.875" (4-Hole).
- Winch Weight: 24.8 lbs.

KW2500



A3000 WINCH

This 3000lb ATV Series winch features Water Resistant seals to keep the elements out, a standard 4-hole mounting design and a heavy duty all metal turn clutch.

- Rated Line Pull: 3000 lbs.
- Motor: 12V DC, 1.5 hp permanent magnet.
- Gear Ratio: 171:1.
- Cable: 3/16" D x 45.9' L.
- Winch Dimensions: 12.67" L x 4.06" D x 4.2" H.
- Mounting Bolt Pattern: 3.00" x 4.875" (4-Hole).
- Winch Weight: 24.8 lbs.
- Hand-held remote included.



For more A3000 winch information please scan code

KW3000



U45-R2

U45w-R2



U45-R2 and U45w-R2 WINCH

This 4500lb UTV Series winch features Water Resistant seals to keep the elements out, a standard 4-hole mounting design and a heavy duty all metal turn clutch. Available in standard or wide.

- Rated Line Pull: 4500 lbs.
- Motor: 12V DC, 1.7 hp permanent magnet.
- Gear Ratio: 166:1.
- Standard Cable: 15/64" D x 38' L.
- Wide Cable: 15/64" D x 52' L.
- Standard Winch Dimensions: 14.6" L x 4.55" D x 4.82" H.
- Wide Winch Dimensions: 16.36" L x 4.55" D x 5" H.
- Standard Mounting Bolt Pattern: 3.00" x 4.875" (4-Hole).
- Wide Mounting Bolt Pattern: 3.00" x 6.6" (4-Hole).
- Standard Winch Weight: 35.5 lbs.
- Wide Winch Weight: 35.5 lbs.
- NEW Dash Switch and Hand-held remote included.



For more U4500 winch information please scan code



For more U4500w winch information please scan code

KW4500R2

Standard

KW4500WR2

Wide

INDEX

WIDE OPEN PARTS

TIRES & WHEELS

BRAKES

AIR, OIL & FUEL

BATTERY & ELECTRICAL

ENGINE

BEARINGS

BUSHINGS

DRIVELINE

AXLES

BELTS

CONTROLS

TOOLS & CHEMICALS

EXHAUST

ACCESSORIES

ALL KFI PRODUCTS



Winch Accessories



UNIVERSAL 12V WIRING KIT

Kit Includes:

- Handlebar Mini-Rocker Switch
- Heavy Duty Electrical Contactor
- Color coded wires for both winch and battery
- Installation Manual

KW001



REPLACEMENT CONTACTOR BLOCKS

Works with all KFI winches and can also work with other winch brands

KW002 Standard Replacement
KW9902 Assault Series

UTV WIRE EXTENSION KIT

Kit Includes:

- 11' Battery Cable with ends
- 6 gauge wires
- Terminal covers
- Color coded wires tips for winch
- Required on some ATV's/UTV's to reach battery in rear seat area

KW9920



UTV DASH ROCKER SWITCH (SWITCH ONLY)

- Blue LED illuminated when your key is turned on to allow you to see at night.
- Circuit Type (ON)-OFF-(ON)
- Double pole Switch. This mean two contact points instead of just one for better repeatability operation.
- Requires Mounting hole 0.830" x 1.450" (standard on most UTV's)
- Works with Panel Thickness ranging from .030" to .250" thick
- Max Current Rating: 20A 12VDC and 15A 24VDC
- Silver Plated Terminals
- Requires Standard ATV Winch Contactor to control Winch

KW9921



UTV DASH ROCKER SWITCH - KIT

- This kit includes the Rocker Switch and the Wire Harness with plug for easy wiring installation
- Will work with most brands of ATV and UTV winches on the market with the standard electrical contactor
- Blue LED illuminated when your key is turned on to allow you to see at night
- Circuit type (ON)-OFF-(ON)
- Double pole switch. This mean two contact points instead of just one for better repeatability operation
- Requires mounting hole 0.830" x 1.450" (standard on most UTV's)
- Works with panel thickness ranging from .030" to .250" thick
- Max current rating: 20A 12VDC and 15A 24VDC
- Silver plated terminals

KW006

MINI-ROCKER HANDLEBAR SWITCH

Take control of your winch with the Mini-Rocker Switch that comes with an adjustable bracket to mount it to your ATV's handlebars and allows you to control your winch with the touch of your finger without ever letting go of your handlebars. This switch will work with most brands of ATV winches with electrical contactor.

MR50



UNIVERSAL 14' CORDED REMOTE KIT

- Universal 12V remote with 14' cord
- Power in/power out
- Small compact design
- Compatible with most 12V ATV winch systems that have the standard contactor
- Includes socket for plugging in the remote that can be placed where desired


HR150



POLARIS WIRE 3-PIN HARNESS

- 12" Pigtail Wire Length
- 14 Gauge high quality cross-link wire
- Provides quick, easy accessory power
- Plugs into polaris pulse electrical system

K505 Single Pack with Electrical Connections
KW505PK 5-Pack without Electrical Connections



INDEX

WIDE OPEN PARTS

TIRES & WHEELS

BRAKES

AIR, OIL & FUEL

BATTERY & ELECTRICAL

ENGINE

BEARINGS

BUSHINGS

DRIVELINE

AXLES

BELTS

CONTROLS

TOOLS & CHEMICALS

EXHAUST

ACCESSORIES



KFI winches continue on the next page.

ALL KFI PRODUCTS



WIRELESS WINCH CONTROLLER

Kit Includes:

- Wireless Remote
- Receiver w/ Wiring Harness
- Holster (handlebar or dash mount)
- Keyring carabiner and lanyard
- Mounting hardware
- Wire Tap
- (2x) AAA batteries



KW9955

SHACKLE

- Heavy duty 6000lb
- Zinc plated
- Over-all size of 3.5" x 4" x 1"



KS810

TREE SAVER

- 3" x 6'
- Heavy duty
- 15000 lb. rating



KW9902

ATV SNATCH BLOCK

- 3/16" material
- Doubles your winches lbs. rating
- Powder coated
- 1-1/2" diameter holes for hooking onto
- Over-all Size: 3.00"W x 5.75"L x 1.375"D
- 8,000 lbs. rating (turns your 8,000 lbs into 16,000 lbs)



SB150

2" RECEIVER SHACKLE

- Specifically designed for use in ATV or UTV vehicle recovery
- Convert any 2" Receiver into a tow or Anchor Point
- Heavy duty steel receiver
- MAX LOAD 10,000lbs
- Vertical or horizontal orientation
- Includes receiver pin



KW2508 2" Receiver Shackle

ROLLER FAIRLEAD

- Nylon bushings
- Zinc plated rollers
- Powder coated black
- Hardware included



RF28929 Standard 4.875" Bolt Pattern

UTVRF WIDE 6.00" Bolt Pattern

STEALTH POM ROLLER FAIRLEAD

- First ever special POM rollers
- Ideal use for Synthetic Cables (ONLY)
- Powder coated black frame
- Hardware included



KW9970 Standard Stealth Black 4.875" Bolt Pattern

KW9972 WIDE Stealth Black 6.00" Bolt Pattern

REPLACEMENT CABLE HOOK

- Black E-Dipped
- Can be used on other brand winches
- Removable
- Clevis included



KW2507

ALUMINUM HAWSE FAIRLEAD

- Aluminum material designed to work with synthetic cables
- Eliminates cable pinch caused by roller fairleads and synthetic cable
- Hardware included (not shown)
- Available for ATV winches and wide UTV winches
- Bolt pattern is ATV standard 4.875" and UTV standard 6.00"
- Available in Polished Aluminum and Black Anodized

KW9100 ATV Standard Polished

KW9200 UTV Wide Polished

KW9300 ATV Standard Black

KW9400 UTV Wide Black



KFI winches continue on the next page.

INDEX

WIDE OPEN PARTS

TIRES & WHEELS

BRAKES

AIR, OIL & FUEL

BATTERY & ELECTRICAL

ENGINE

BEARINGS

BUSHINGS

DRIVELINE

AXLES

BELTS

CONTROLS

TOOLS & CHEMICALS

EXHAUST

ACCESSORIES


ALL KFI PRODUCTS



WINCH CABLE HOOK STOPPER

The Cable Hook Stopper will fit between the two outside rollers on an ATV or UTV winch fairlead. Works great with synthetic rope and/or the Hawse fairlead.

- Eliminates wear and tear on your rollers from the hook
- Eliminates hook clatter from going down the trail
- Protects the winch motor and gears from pulling the cable in too far and bottoming out on the rollers
- Keeps tension on the hook to eliminate the cable from becoming loose
- Can also work as an anti-kick back for the cable if your cable were to snap
- Looks great
- Once you have one, everyone else that you ride with will want one!



KW003R Single (Clam Shelled)

KW003PK CASE-18 pack (Counter Top)

REPLACEMENT CABLES

- Super-duty galvanized aircraft cable
- UTV cables come with eyelets on connection end
- Can be used on other brand winches
- Heavy-Duty cable loop thimble on hook end




KW2503	5/32" (D) x 49' (L)	for 2000lb winches and below
KW2504	3/16" (D) x 45.9' (L)	for 2500-3500lbs winches
KW2505	15/64" (D) x 38' (L)	for Standard 4000-5000lbs winches with a 3.00 x 4.875" bolt pattern
KW2506	15/64" (D) x 52' (L)	for Wide 4000-5000lbs winches with a 3.00 x 6.60" bolt pattern

SYNTHETIC 50' WINCH LINE

High Strength 12-Strand Dyneema® Synthetic fiber rope has a higher breaking strength than that of steel cable and it is lighter. It won't bind up or develop those sharp frays that give nasty slivers.

Specifications:

- **High Strength SK75 Dyneema**
- Cable Strength
 - 3/16" Cable has an Average of 5400 lbs strength cable (for 3500lbs winches or less)
 - 1/4" Average of 7700 lbs strength cable (for 4000-5000lbs winches)
- 38' and longer cables include a sliding 5' protective sheath to protect against rough or sharp surfaces
- No kinks, curls, rust or splinters / Safe and easy to handle / Floats in water
- Comes with woven eyelet with protective sheath for any hooking system



KW1912B	3/16" x 12' Synthetic PLOW LINE Cable (Blue color)
KW1812S	3/16" x 12' Synthetic PLOW LINE Cable (Smoke color)
KW1950B	3/16" x 50' KFI Synthetic Winch Cable (Blue color)
KW1950S	3/16" x 50' KFI Synthetic Winch Cable (Smoke color)
KW2338B	15/64" x 38' KFI Synthetic Winch Cable (Blue color)
KW2338S	15/64" x 38' KFI Synthetic Winch Cable (Smoke color)
KW2550B	1/4" x 50' KFI Synthetic Cable (Blue color)
KW2550S	1/4" x 50' KFI Synthetic Cable (Smoke color)
KW2550EX	1/4" x 50' KFI Synthetic Extension Cable



#SYN- EXT-B50

KFI winches continue on the next page.

INDEX

WIDE OPEN PARTS

TIRES & WHEELS

BRAKES

AIR, OIL & FUEL

BATTERY & ELECTRICAL

ENGINE

BEARINGS

BUSHINGS

DRIVELINE

AXLES

BELTS

CONTROLS

TOOLS & CHEMICALS

EXHAUST

ACCESSORIES



KFI TigerTail™ Tow System

The Toughest & Quickest, Tangle Free Tow System for ATVs and UTVs...Period!

TigerTail is the only QUALITY ATV and UTV retractable tow rope available today! Superior to a tow strap and wicked fast compared to any electric winch. Its retractable design allows for a quick, easy and clean use for towing or as an anchor-line during poor underfoot winch operations! The best of tow systems!!



Features:

- **MADE IN USA.**
- 12 Feet of 12,000 lb Avg. Breaking Strength Rope with wear resistant coating
- Self Locking Hook Storage
- 3/16" Grade 50 Steel Construction
- Fully sealed and lubricated mechanism tested to 14,000+ cycles
- Shot Blasted and Powder coated Black for supreme durability
- Convenient Operation and Easy to use
- Quality Built and Dependable Performance
- Rugged design for the toughest environments – no electrical parts to burn up
- Constant Tension
- Keeps your gear clean – no more dirty tow straps to carry
- 100% serviceable components
- Fully integrates to your ATV or UTV – never left behind
- Patented

Specifications:

- Weight: 9 lbs
- Length x Width x Height: 10" x 6" x 8"
- Rope Length: 12 feet with wear resistant coating
- Average Rope Break Strength: 12,000 lbs

KW1100 KFI TigerTail 2" Receiver Adjustable Mount

KW1115 KFI TigerTail 1-1/4" Receiver Adjustable Mount

KW1120 KFI TigerTail Tow System

KW101140 KFI TigerTail Ball/Pin Hitch Adaptor#



KFI Tiger Tail™ Tow System Complete Kits

Specifications:

- Includes Tiger Tail Tow System #101120 and either the 1-1/4" or 2" Receiver Adjustable Mount

KW1100 KFI Tiger Tail Tow System and 2" Receiver Adjustable Mount Kit

KW101105 KFI Tiger Tail Tow System and 1-1/4" Receiver Adjustable Mount Kit



INDEX

WIDE OPEN PARTS

TIRES & WHEELS

BRAKES

AIR, OIL & FUEL

BATTERY & ELECTRICAL

ENGINE

BEARINGS

BUSHINGS

DRIVELINE

AXLES

BELTS

CONTROLS

TOOLS & CHEMICALS

EXHAUST

ACCESSORIES

ALL KFI PRODUCTS



Shown with winches and accessories (NOT included)

FLOOR STANDING WINCH DISPLAY

- Holds up to (5) Winches
- Comes with hardware to mount (1) winch as shown (winch NOT included)
- Side channels have eye hook holes for hanging accessories
- Assembly required
- Display Dimensions: 20" x 23" x 75"
- Display Weight: 71 lbs.

KFID



SINGLE DEALER WINCH DISPLAY

- Holds Winch, Contactor and Mini-Rocker (NOT included)
- Works with all KFI Winches
- Can sit on counter or hang on standard Grid wall with included Gridwall Bracket
- Comes with hardware to mount (1) winch as shown (winch NOT included)

KFIDS



Shown hanging on standard gridwall (winch and gridwall NOT included)

KFI PRODUCTS 4x2 BANNER

- 4' W x 2' T size
- Indoor or Outdoor
- eyelets in corners for hanging

KW0020



INDEX

WIDE OPEN PARTS

TIRES & WHEELS

BRAKES

AIR, OIL & FUEL

BATTERY & ELECTRICAL

ENGINE

BEARINGS

BUSHINGS

DRIVELINE

AXLES

BELTS

CONTROLS

TOOLS & CHEMICALS

EXHAUST

ACCESSORIES

Winch Mounts by KFI®

- **100% MADE IN THE USA**
- Constructed of 3/16" Grade 50 Steel
- Powder Coated Black for Supreme Durability
- Designed to work with KFI®, WARN®, Superwinch, Champion, Badland, and Venom winches



ARCTIC CAT

MODEL	YEAR	KFI				WARN			
		A2000 A2500 A3000 SE25 SE35	U45-R2 SE45-R2	U45W-R2 SE45W-R2 (WIDE)	AS-50X (ATV'S WILL REQUIRE ATV-MR)	AS-50WX	VRX 25 VRX 25-S VRX 35 VRX 35-S	VRX 45 VRX 45-S	AXON 35 AXON 35-S AXON 45RC
250 2x4	99-01	A635			A635				A635
250 2x4 / 4x4	02-05	A335			A335				A335
250 UTILITY 2x4	06-09								
300 2x4 / 4x4	98-01	A635			A635				A635
300 2x4 / 4x4	02-05	A335			A335				A335
350 CR 4x4	11-12	A795			A795				
366 4x4	08-11	A795			A795				
375 2x4 / 4x4	2002	A335			A335				
400 2x4 / 4x4	96-01	A635			A635				A635
400 2x4 / 4x4	02-05	A335			A335				
400 4x4	06-08	OEM ²			OEM ²				
400 Alterra 4x4	16-17	A795			A795				
400 CR 4x4	13-15	A795			A795				
400 TBX 4x4	2004	A335			A335				
400 TBX 4x4	05-06	OEM ²			OEM ²				
400 TRV 4x4	06-14	OEM ²			OEM ²				
425 CR 4x4	11-13	A795			A795				
450 4X4	10-12	OEM ²			OEM ²				
450 Alterra 4x4	2016	A795			A795				
450 CR 4x4	13-15	A795			A795				
450 TRV 4x4	11-15	OEM ²			OEM ²				
450 XC	11-17								
454 2x4 / 4x4	1998	A635			A635				A635
500 2x4 / 4x4	02-04	A335			A335				
500 4x4	98-01	A635			A635				A635
500 4x4	05-17	OEM ²			OEM ²				
500 Alterra 4x4	2016	A390			A390				A390 ¹⁶
500 Alterra 4x4	17-18	A795			A795				
500 Alterra TRV 4x4	2017	OEM ²			OEM ²				
500 Prowler	17-20	A370	A370	A370	A370	A370	A370	A370 ¹⁴	A370 ¹⁵
500 Prowler HDX	14-15	K190	K190	K190	K190	K190	K190	K190	K190

KFI winch mounts continue on the next page.

KEY

- 2 No mount required, OEM integrated Mount
- 3 Requires drilling 1-2-holes
- 4 Includes mount and grill, mount only #R560
- 5 Requires Stock Bumper
- 8 Lead Rotation Required
- 14 Requires a fairlead bracket #KW1715
- 15 Requires a fairlead bracket #KW695
- 16 Requires adding washers to shim up to fit due t size
- 19 Requires Spacer #KW1210
- 20 Wide winch ONLY
- ** Requires Wire Extension Kit #UTV-WEK

ALL KFI PRODUCTS



ARCTIC CAT		KFI					WARN			
MODEL	YEAR	A2000 A2500 A3000 SE25 SE35	U45-R2 SE45-R2	U45W-R2 SE45W-R2 (WIDE)	AS-50X (ATV'S WILL REQUIRE ATV-MR)	AS-50WX	VRX 25 VRX 25-S VRX 35 VRX 35-S	VRX 45 VRX 45-S	AXON 35 AXON 35-S AXON 45RC	AXON 45 AXON 45-S AXON 55 AXON 55-S
500 Prowler HDX	16-17	A340	A340	A340	A340	A340	A340	A340		
500 TBX 4x4	02-04	A335			A335					
500 TBX 4x4	05-06	OEM ²			OEM ²					
500 TRV 4x4	03-05	A335			A335					
500 TRV 4x4	06-15	OEM ²			OEM ²					
500 XR (Alterra) 4x4	2015	A390			A390				A390 ¹⁶	
550 4x4	09-14	OEM ²			OEM ²					
550 Alterra 4x4	2016	A390			A390				A390 ¹⁶	
550 Alterra TRV 4x4	2017	OEM ²			OEM ²					
550 Prowler	2009	OEM ²	OEM ²	OEM ²	OEM ²	OEM ²	---	OEM ²		
550 Prowler	10-14	K190	K190	K190	K190	K190	K190	K190		
550 Prowler	2015	A340	A340	A340	A340	A340	A340	A340		
550 TRV 4x4	09-16	OEM ²			OEM ²					
550 XR (Alterra) 4x4	2015	A390			A390				A390 ¹⁶	
570 Alterra (XT,EPS)	19-20	A390			A390				A390 ¹⁶	
650 4x4	2004	A335			A335				A335	
650 4x4	05-12	OEM ²			OEM ²					
650 Prowler	06-08	OEM ²	OEM ²	OEM ²	OEM ²	OEM ²	---	OEM ²		
650 Prowler	2009	K190	K190	K190	K190	K190	K190	K190		
650 TBX 4x4	07-09	OEM ²			OEM ²					
650 TRV 4x4	07-09	OEM ²			OEM ²					
700 4x4	06-17	OEM ²			OEM ²					
700 Alterra 4x4	16-21	A390			A390				A390 ¹⁶	
700 Alterra TBX 4x4	17-20	OEM ²			OEM ²					
700 Alterra TRV 4x4	17-21	OEM ²			OEM ²					
700 Alterra VLX 4X4	2018	OEM ²			OEM ²				OEM ²	
700 MudPro LTD 4X4	18-19	OEM ²			OEM ²					
700 Prowler	08-14	K190	K190	K190	K190	K190	K190	K190		
700 Prowler	15-17	A340	A340	A340	A340	A340	A340	A340		
700 Prowler HDX	11-15	K190	K190	K190	K190	K190	K190	K190		
700 Prowler HDX	16-17	A340	A340	A340	A340	A340	A340	A340		
700 Prowler HDX Crew	2017	A340	A340	A340	A340	A340	A340	A340		
700 TBX 4x4	10-17	OEM ²			OEM ²					
700 TRV 4x4	08-16	OEM ²			OEM ²					
700 VLX	2017	OEM ²			OEM ²					
700 Wildcat Sport / Trail	14-20	OEM ²	OEM ²		OEM ²				OEM ²	
700 XR 4x4	2015	A390			A390				A390 ¹⁶	
800 Prowler Pro	18-20	KW1670	KW1670	KW1670	KW1670	KW1670	KW1670	KW1670	KW1670	KW1670
800 Prowler Pro Crew	19-20	KW1670	KW1670	KW1670	KW1670	KW1670	KW1670	KW1670	KW1670	KW1670
900 Stampede (ALL)	16-19	OEM ²	OEM ²		OEM ²	OEM ²			KW1715	KP695
900 Stampede 4 (ALL)	16-19	OEM ²	OEM ²		OEM ²	OEM ²			KW1715	KP695
1000 4x4	08-17	OEM ²			OEM ²					
1000 Alterra TRV 4x4	2017	OEM ²			OEM ²					
1000 Havoc (ALL)	18-19	OEM ²	OEM ²	OEM ²	OEM ²	OEM ²			KW1715	KP695
1000 Prowler	09-14	K190	K190	K190	K190	K190	K190	K190		
1000 Prowler	15-16	A340	A340	A340	A340	A340	A340	A340		
1000 TRV 4x4	09-16	OEM ²			OEM ²					
1000 Wildcat XX	18-20	A575	A575		A575				A575	
1000 Wildcat, Wildcat 4	12-19	A030	A030	A030	A030	A030	A030	A030	A030	A030

- INDEX
- WIDE OPEN PARTS
- TIRES & WHEELS
- BRAKES
- AIR, OIL & FUEL
- BATTERY & ELECTRICAL
- ENGINE
- BEARINGS
- BUSHINGS
- DRIVELINE
- AXLES
- BELTS
- CONTROLS
- TOOLS & CHEMICALS
- EXHAUST
- ACCESSORIES

KFI winch mounts continue on the next page.



ALL KFI PRODUCTS



BOBCAT

MODEL	YEAR	KFI					WARN			
		A2000 A2500 A3000 SE25 SE35	U45-R2 SE45-R2	U45W-R2 SE45W-R2 (WIDE)	AS-50X (ATV'S WILL REQUIRE ATV-MR)	AS-50WX	VRX 25 VRX 25-S VRX 35 VRX 35-S	VRX 45 VRX 45-S	AXON 35 AXON 35-S AXON 45RC	AXON 45 AXON 45-S AXON 55 AXON 55-S
3200 Series UTV	11-14	B850	B850		B850		B850		B850	
3400 Series UTV	11-14	B850	B850		B850		B850		B850	
3400 Series UTV	15-19	KW1830	KW1830	KW1830	KW1830	KW1830	KW1830	KW1830		
3600 Series UTV	15-19	KW1830	KW1830	KW1830	KW1830	KW1830	KW1830	KW1830		

CAN AM

MODEL	YEAR	KFI					WARN			
		A2000 A2500 A3000 SE25 SE35	U45-R2 SE45-R2	U45W-R2 SE45W-R2 (WIDE)	AS-50X (ATV'S WILL REQUIRE ATV-MR)	AS-50WX	VRX 25 VRX 25-S VRX 35 VRX 35-S	VRX 45 VRX 45-S	AXON 35 AXON 35-S AXON 45RC	AXON 45 AXON 45-S AXON 55 AXON 55-S
330 Outlander	04-05	B800			B800		B800			
400 Outlander	03-15	B800			B800		B800			
400 Outlander MAX	04-15	B800			B800		B800			
450 Outlander	17-21	OEM ²			OEM ²					
450 Outlander 6x6	2019	OEM ²			OEM ²					
450 Outlander 6x6 MAX	19-21	OEM ²			OEM ²					
450 Outlander L	15-16	OEM ²			OEM ²					
450 Outlander L MAX	15-16	OEM ²			OEM ²					
450 Outlander MAX	17-21	OEM ²			OEM ²					
500 Defender HD5	16-21	KW1905	KW1905	KW1905	KW1905	KW1905	KW1905	KW1905	KW1905	KW1905
500 Outlander	07-12	B800			B800		B800			
500 Outlander	13-15	OEM ²			OEM ²					
500 Outlander L	2015	OEM ²			OEM ²					
500 Outlander L MAX	2015	OEM ²			OEM ²					
500 Outlander MAX	07-12	B800			B800		B800			
500 Outlander MAX	13-15	OEM ²			OEM ²					
500 Renegade	08-12	B725			B725					
500 Renegade	13-15	B920			B920		B920			
500/650 Quest	02-04	OEM ²			OEM ²					
500/650 Traxter	99-05	OEM ²			OEM ²					
570 Outlander	17-21	OEM ²			OEM ²					
570 Outlander L	2016	OEM ²			OEM ²					
570 Outlander L MAX	2016	OEM ²			OEM ²					
570 Outlander MAX	16-21	OEM ²			OEM ²					
570 Outlander XMR	16-21	OEM ²			OEM ²					
570 Renegade	16-21	B920			B920		B920			
570 Renegade XMR	17-21	OEM ²			OEM ²					
650 Outlander	06-12	B800			B800		B800			
650 Outlander	13-21	OEM ²			OEM ²					
650 Outlander 6x6	15-20	OEM ²			OEM ²					
650 Outlander 6x6 MAX	19-21	OEM ²			OEM ²					
650 Outlander MAX	06-12	B800			B800					
650 Outlander MAX	13-21	OEM ²			OEM ²					
650 Outlander XMR	13-21	OEM ²			OEM ²					
650 Renegade	2019	B920			B920		B920			
650 Renegade XMR	2019	OEM ²			OEM ²					
800 Commander (All)	10-20	C840	C840	C840	C840	C840	C840	C840		
800 Defender HD8	16-21	KW1905	KW1905	KW1905	KW1905	KW1905	KW1905	KW1905	KW1905	KW1905

KFI winch mounts continue on the next page.

KEY

- 2 No mount required, OEM integrated Mount
- 3 Requires drilling 1-2-holes
- 4 Includes mount and grill, mount only #R560
- 5 Requires Stock Bumper
- 8 Lead Rotation Required
- 14 Requires a fairlead bracket #KW1715
- 15 Requires a fairlead bracket #KW695
- 16 Requires adding washers to shim up to fit due t size
- 19 Requires Spacer #KW1210
- 20 Wide winch ONLY
- ** Requires Wire Extension Kit #UTV-WEK

ALL KFI PRODUCTS



CAN AM

MODEL	YEAR	KFI					WARN			
		A2000 A2500 A3000 SE25 SE35	U45-R2 SE45-R2	U45W-R2 SE45W-R2 (WIDE)	AS-50X (ATV'S WILL REQUIRE ATV-MR)	AS-50WX	VRX 25 VRX 25-S VRX 35 VRX 35-S	VRX 45 VRX 45-S	AXON 35 AXON 35-S AXON 45RC	AXON 45 AXON 45-S AXON 55 AXON 55-S
800 Maverick Trail	18-21	C500	C500	C500	C500	C500	C500	C500		
800 Outlander	06-09	B800			B800		B800			
800 Outlander	12-15	OEM ²			OEM ²					
800 Outlander	10-11	B800			B800		B800			
800 Outlander MAX	06-12	B800			B800		B800			
800 Outlander MAX	13-15	OEM ²			OEM ²					
800 Outlander MAX	10-11	B800			B800		B800			
800 Outlander XMR	2012	B800			B800		B800			
800 Outlander XMR	2015	OEM ²			OEM ²					
800 Outlander XXC	2011									
800 Renegade	07-11	B725			B725					
800 Renegade	12-15	B920			B920		B920			
800 Renegade X	08-11	B725			B725					
850 Outlander	16-21	OEM ²			OEM ²					
850 Outlander MAX	16-21	OEM ²			OEM ²					
850 Outlander XMR	16-21	OEM ²			OEM ²					
850 Renegade	16-21	B920			B920		B920			
850 Renegade XMR	17-19	OEM ²			OEM ²					
850 Renegade XXC	20-21	B920			B920		B920			
900 Maverick X3	17-21	C520	C520	C520	C520	C520	C520	C520		
900 Maverick X3 MAX	17-21	C520	C520	C520	C520	C520	C520	C520		
1000 Commander (All)	10-20	C840	C840	C840	C840	C840	C840	C840		
1000 Defender HD10	16-21	KW1905	KW1905	KW1905	KW1905	KW1905	KW1905	KW1905	KW1905	KW1905
1000 Maverick (will NOT work on any "XDS" or "XRS Turbo" Models with aluminum front bumper)	13-18	C055 ⁵			C055 ⁵	C055 ⁵	C055 ⁵			
1000 Maverick Sport	18-21	C500	C500	C500	C500	C500	C500	C500		
1000 Maverick Trail	18-21	C500	C500	C500	C500	C500	C500	C500		
1000 Outlander	12-19	OEM ²			OEM ²					
1000 Outlander	19-21	OEM ²			OEM ²					
1000 Outlander 6x6	14-19	OEM ²			OEM ²					
1000 Outlander 6x6 MAX	19-21	OEM ²			OEM ²					
1000 Outlander MAX	13-19	OEM ²			OEM ²					
1000 Outlander MAX	19-21	OEM ²			OEM ²					
1000 Outlander XMR	13-21	OEM ²			OEM ²					
1000 Renegade	12-19	B920			B920		B920			
1000 Renegade	18-19	B920			B920		B920			
1000 Renegade XMR	17-21	OEM ²			OEM ²					
1000 Renegade XXC	20-21	B920			B920		B920			

- INDEX
- WIDE OPEN PARTS
- TIRES & WHEELS
- BRAKES
- AIR, OIL & FUEL
- BATTERY & ELECTRICAL
- ENGINE
- BEARINGS
- BUSHINGS
- DRIVELINE
- AXLES
- BELTS
- CONTROLS
- TOOLS & CHEMICALS
- EXHAUST
- ACCESSORIES

CASE IH

MODEL	YEAR	KFI					WARN			
		A2000 A2500 A3000 SE25 SE35	U45-R2 SE45-R2	U45W-R2 SE45W-R2 (WIDE)	AS-50X (ATV'S WILL REQUIRE ATV-MR)	AS-50WX	VRX 25 VRX 25-S VRX 35 VRX 35-S	VRX 45 VRX 45-S	AXON 35 AXON 35-S AXON 45RC	AXON 45 AXON 45-S AXON 55 AXON 55-S
Scout XL (20hp/23hp)	11-13	KW9435	KW9435	KW9435	KW9435	KW9435	KW9435 ¹⁴	KW9435 ¹⁵	KW9435 ¹⁴	

KFI winch mounts continue on the next page.

KEY

- 2 No mount required, OEM integrated Mount
- 3 Requires drilling 1-2-holes
- 4 Includes mount and grill, mount only #R560
- 5 Requires Stock Bumper
- 8 Lead Rotation Required
- 14 Requires a fairlead bracket #KW1715
- 15 Requires a fairlead bracket #KW695
- 16 Requires adding washers to shim up to fit due to size
- 19 Requires Spacer #KW1210
- 20 Wide winch ONLY
- ** Requires Wire Extension Kit #UTV-WEK



ALL KFI PRODUCTS



CATERPILLAR

MODEL	YEAR	KFI					WARN			
		A2000 A2500 A3000 SE25 SE35	U45-R2 SE45-R2	U45W-R2 SE45W-R2 (WIDE)	AS-50X (ATV'S WILL REQUIRE ATV-MR)	AS-50WX	VRX 25 VRX 25-S VRX 35 VRX 35-S	VRX 45 VRX 45-S	AXON 35 AXON 35-S AXON 45RC	AXON 45 AXON 45-S AXON 55 AXON 55-S
CUV82	Current	KW1670	KW1670	KW1670	KW1670	KW1670	KW1670	KW1670	KW1670	KW1670
CUV85	Current	KW1670	KW1670	KW1670	KW1670	KW1670	KW1670	KW1670	KW1670	KW1670
CUV102 D	Current	KW1670	KW1670	KW1670	KW1670	KW1670	KW1670	KW1670	KW1670	KW1670
CUV105 D	Current	KW1670	KW1670	KW1670	KW1670	KW1670	KW1670	KW1670	KW1670	KW1670

CF MOTO

MODEL	YEAR	KFI					WARN			
		A2000 A2500 A3000 SE25 SE35	U45-R2 SE45-R2	U45W-R2 SE45W-R2 (WIDE)	AS-50X (ATV'S WILL REQUIRE ATV-MR)	AS-50WX	VRX 25 VRX 25-S VRX 35 VRX 35-S	VRX 45 VRX 45-S	AXON 35 AXON 35-S AXON 45RC	AXON 45 AXON 45-S AXON 55 AXON 55-S
CFORCE 400s	16-21	K355	K355		K355		K355		K355	
Terracross Z6 Side X Side	12-14									
ATV X5 / X6 / X8	2012									

GRAVELY

MODEL	YEAR	KFI					WARN			
		A2000 A2500 A3000 SE25 SE35	U45-R2 SE45-R2	U45W-R2 SE45W-R2 (WIDE)	AS-50X (ATV'S WILL REQUIRE ATV-MR)	AS-50WX	VRX 25 VRX 25-S VRX 35 VRX 35-S	VRX 45 VRX 45-S	AXON 35 AXON 35-S AXON 45RC	AXON 45 AXON 45-S AXON 55 AXON 55-S
Atlas JVS	ALL	P020	P020	P020	P020	P020	P020	P020		

HONDA

MODEL	YEAR	KFI					WARN			
		A2000 A2500 A3000 SE25 SE35	U45-R2 SE45-R2	U45W-R2 SE45W-R2 (WIDE)	AS-50X (ATV'S WILL REQUIRE ATV-MR)	AS-50WX	VRX 25 VRX 25-S VRX 35 VRX 35-S	VRX 45 VRX 45-S	AXON 35 AXON 35-S AXON 45RC	AXON 45 AXON 45-S AXON 55 AXON 55-S
TRX300 2x4, 4x4	93-00	H665			H665		H665			
TRX350 Rancher (FE/FM/TE/TM)	00-06	H505			H505					
TRX400 Rancher (FA/FGA)	04-07	H505			H505					
TRX400 Foreman (FM/FW)	95-03	H545			H545		H545			
TRX420 Rancher 2x4 (TE/TM)	07-13									
TRX420 Rancher 4x4 Models (FA/FE/FPA/FPE/FPM/FM/PG)	07-13	H880			H880					
TRX420 Rancher "IRS ONLY" (Independent Rear Suspension) Models (FA/FPA/PG)	2014	H880			H880					
TRX420 Rancher "SOLID AXLE ONLY" Models (FA*FE*FM*TE*TM)	2014	H175			H175		H175			
TRX420 Rancher Models (FA*FE*FM*TE*TM)	15-21	H175			H175		H175			
TRX450 Foreman (FM/FE/ES/S)	98-04	H545			H545		H545			
SXS500 Pioneer	15-21	H215	H215	H215	H215	H215	H215 ¹⁴	H215 ¹⁵	H215 ¹⁴	H215 ¹⁵
TRX500 Foreman (FA/FE/FM)	05-06	H485			H485		H485			
TRX500 Foreman (FE/FM/FPE/FPM)	07-11	H500 ⁸			H500 ⁸		H500			
TRX500 Foreman (FE/FM/FPE/FPM)	12-13	H885			H885					
"TRX500 Foreman (FM1E*FE1E*FM2E*FE2E*FM*FP M*FPE)"	14-19	H175			H175		H175			
"TRX 520 Foreman Models (all)"	20-21	H175			H175		H175			
TRX500 Rubicon (FA/FGA)	01-04	H685			H685		H685			
TRX500 Rubicon (FA/FGA)	05-08	H485			H485		H485			
TRX500 Rubicon (FA/FGA/FPA/PG)	09-14	H500			H500		---			
TRX500 Rubicon 4x4 Models (all)	15-19	H175			H175		H175			

KFI winch mounts continue on the next page.

ALL KFI PRODUCTS



HONDA										
MODEL	YEAR	KFI					WARN			
		A2000 A2500 A3000 SE25 SE35	U45-R2 SE45-R2	U45W-R2 SE45W-R2 (WIDE)	AS-50X (ATV'S WILL REQUIRE ATV-MR)	AS-50WX	VRX 25 VRX 25-S VRX 35 VRX 35-S	VRX 45 VRX 45-S	AXON 35 AXON 35-S AXON 45SRC	AXON 45 AXON 45-S AXON 55 AXON 55-S
SXS520 Pioneer	2021	H215	H215	H215	H215	H215	H215 ¹⁴	H215 ¹⁵	H215 ¹⁴	H215 ¹⁵
"TRX 520 Rubicon Models (all)"	20-21	H175			H175		H175			
TRX650 Rincon (FA/FGA)	03-05	H540			H540		H540			
TRX680 Rincon (FA/FGA)	06-21	H540			H540		H540			
MUV700 Big Red	09-13	H700 ³	H700 ³	H700 ³	H700 ³	H700 ³	H700 ³	H700 ³		
SXS700/4 Pioneer	14-21	H150	H150	H150	H150	H150	H150	H150	---	---
SXS1000 Pioneer 3/LE	16-21	H185	H185	H185	H185	H185	H185	H185	H185	H185
SXS1000 Pioneer 5/LE	16-21	H185	H185	H185	H185	H185	H185	H185	H185	H185
SXS1000 Talon X/R	19-21	H750 ¹⁸	H750 ¹⁸	H750 ¹⁸	H750 ¹⁸	H750 ¹⁸	H750 ¹⁸	H750 ¹⁸	H750 ¹⁸	H750 ¹⁸
SXS1000 Talon 4 X/R	20-21	H750 ¹⁸	H750 ¹⁸	H750 ¹⁸	H750 ¹⁸	H750 ¹⁸	H750 ¹⁸	H750 ¹⁸	H750 ¹⁸	H750 ¹⁸

JOHN DEERE										
MODEL	YEAR	KFI					WARN			
		A2000 A2500 A3000 SE25 SE35	U45-R2 SE45-R2	U45W-R2 SE45W-R2 (WIDE)	AS-50X (ATV'S WILL REQUIRE ATV-MR)	AS-50WX	VRX 25 VRX 25-S VRX 35 VRX 35-S	VRX 45 VRX 45-S	AXON 35 AXON 35-S AXON 45SRC	AXON 45 AXON 45-S AXON 55 AXON 55-S
Gator HPX 2x4 and 4x4 (NOT 615E or 815E)	ALL	2" Rec	2" Rec	2" Rec	2" Rec	2" Rec	2" Rec	2" Rec	2" Rec	2" Rec
Gator HPX 615E	ALL	J860	J860	J860	J860	J860	J860 ¹⁴	J860 ¹⁵	J860 ¹⁴	J860 ¹⁵
Gator HPX 815E	ALL	J860	J860	J860	J860	J860	J860 ¹⁴	J860 ¹⁵	J860 ¹⁴	J860 ¹⁵
Gator RSX 860E	ALL	J940	J940	J940	J940	J940	J940 ¹⁴	J940 ¹⁵	J940 ¹⁴	J940 ¹⁵
Gator RSX 850i	ALL	J940	J940	J940	J940	J940	J940 ¹⁴	J940 ¹⁵	J940 ¹⁴	J940 ¹⁵
Gator RSX 850i SPORT	ALL	OEM ²	OEM ²	OEM ²	OEM ²	OEM ²	OEM ²	OEM ²	OEM ²	OEM ²
Gator RSX 860i	ALL	J940	J940	J940	J940	J940	J940 ¹⁴	J940 ¹⁵	J940 ¹⁴	J940 ¹⁵
Gator RSX 860M	ALL	J940	J940	J940	J940	J940	J940 ¹⁴	J940 ¹⁵	J940 ¹⁴	J940 ¹⁵
Gator XUV 550	ALL	J940	J940	J940	J940	J940	J940 ¹⁴	J940 ¹⁵	J940 ¹⁴	J940 ¹⁵
Gator XUV 550 S4	ALL	J940	J940	J940	J940	J940	J940 ¹⁴	J940 ¹⁵	J940 ¹⁴	J940 ¹⁵
Gator XUV 560	ALL	J940	J940	J940	J940	J940	J940 ¹⁴	J940 ¹⁵	J940 ¹⁴	J940 ¹⁵
Gator XUV 560 S4	ALL	J940	J940	J940	J940	J940	J940 ¹⁴	J940 ¹⁵	J940 ¹⁴	J940 ¹⁵
Gator XUV 560E	ALL	J940	J940	J940	J940	J940	J940 ¹⁴	J940 ¹⁵	J940 ¹⁴	J940 ¹⁵
Gator XUV 560E S4	ALL	J940	J940	J940	J940	J940	J940 ¹⁴	J940 ¹⁵	J940 ¹⁴	J940 ¹⁵
Gator XUV 590E	ALL	J940	J940	J940	J940	J940	J940 ¹⁴	J940 ¹⁵	J940 ¹⁴	J940 ¹⁵
Gator XUV 590E S4	ALL	J940	J940	J940	J940	J940	J940 ¹⁴	J940 ¹⁵	J940 ¹⁴	J940 ¹⁵
Gator XUV 590i	ALL	J940	J940	J940	J940	J940	J940 ¹⁴	J940 ¹⁵	J940 ¹⁴	J940 ¹⁵
Gator XUV 590i S4	ALL	J940	J940	J940	J940	J940	J940 ¹⁴	J940 ¹⁵	J940 ¹⁴	J940 ¹⁵
Gator XUV 590M	ALL	J940	J940	J940	J940	J940	J940 ¹⁴	J940 ¹⁵	J940 ¹⁴	J940 ¹⁵
Gator XUV 590M S4	ALL	J940	J940	J940	J940	J940	J940 ¹⁴	J940 ¹⁵	J940 ¹⁴	J940 ¹⁵
Gator XUV 620i	ALL	2" Rec	2" Rec	2" Rec	2" Rec	2" Rec	2" Rec	2" Rec	2" Rec	2" Rec
Gator XUV 625i	ALL	J860	J860	J860	J860	J860	J860 ¹⁴	J860 ¹⁵	J860 ¹⁴	J860 ¹⁵
Gator XUV 825E	ALL	J860	J860	J860	J860	J860	J860 ¹⁴	J860 ¹⁵	J860 ¹⁴	J860 ¹⁵
Gator XUV 825i	ALL	J860	J860	J860	J860	J860	J860 ¹⁴	J860 ¹⁵	J860 ¹⁴	J860 ¹⁵
Gator XUV 825i S4	ALL	J860 ^{**}	J860 ^{**}	J860 ^{**}	J860 ^{**}	J860 ^{**}	J860 ^{14**}	J860 ^{15**}	J860 ^{14**}	J860 ^{15**}
Gator XUV 825M	ALL	J860	J860	J860	J860	J860	J860 ¹⁴	J860 ¹⁵	J860 ¹⁴	J860 ¹⁵
Gator XUV 825M S4	ALL	J860 ^{**}	J860 ^{**}	J860 ^{**}	J860 ^{**}	J860 ^{**}	J860 ^{14**}	J860 ^{15**}	J860 ^{14**}	J860 ^{15**}
Gator XUV 835E	ALL			KW1660		KW1660		KW1660		KW1660
Gator XUV 835M	ALL			KW1660		KW1660		KW1660		KW1660
Gator XUV 835R	ALL			KW1660		KW1660		KW1660		KW1660
Gator XUV 855D	ALL	J860	J860	J860	J860	J860	J860 ¹⁴	J860 ¹⁵	J860 ¹⁴	J860 ¹⁵
Gator XUV 855D S4	ALL	J860 ^{**}	J860 ^{**}	J860 ^{**}	J860 ^{**}	J860 ^{**}	J860 ^{14**}	J860 ^{15**}	J860 ^{**}	J860 ^{15**}

KFI winch mounts continue on the next page.

KEY

- 2 No mount required, OEM integrated Mount
- 3 Requires drilling 1-2-holes
- 4 Includes mount and grill, mount only #R560
- 5 Requires Stock Bumper
- 8 Lead Rotation Required
- 14 Requires a fairlead bracket #KW1715
- 15 Requires a fairlead bracket #KW695
- 16 Requires adding washers to shim up to fit due to size
- 19 Requires Spacer #KW1210
- 20 Wide winch ONLY
- ** Requires Wire Extension Kit #UTV-WEK



- INDEX
- WIDE OPEN PARTS
- TIRES & WHEELS
- BRAKES
- AIR, OIL & FUEL
- BATTERY & ELECTRICAL
- ENGINE
- BEARINGS
- BUSHINGS
- DRIVELINE
- AXLES
- BELTS
- CONTROLS
- TOOLS & CHEMICALS
- EXHAUST
- ACCESSORIES

ALL KFI PRODUCTS



JOHN DEERE

MODEL	YEAR	KFI					WARN			
		A2000 A2500 A3000 SE25 SE35	U45-R2 SE45-R2	U45W-R2 SE45W-R2 (WIDE)	AS-50X (ATV'S WILL REQUIRE ATV-MR)	AS-50WX	VRX 25 VRX 25-S VRX 35 VRX 35-S	VRX 45 VRX 45-S	AXON 35 AXON 35-S AXON 45RC	AXON 45 AXON 45-S AXON 55 AXON 55-S
Gator XUV 855E	ALL	J860	J860	J860	J860	J860	J860 ¹⁴	J860 ¹⁵	J860 ¹⁴	J860 ¹⁵
Gator XUV 855M	ALL	J860	J860	J860	J860	J860	J860 ¹⁴	J860 ¹⁵	J860 ¹⁴	J860 ¹⁵
Gator XUV 855M S4	ALL	J860**	J860**	J860**	J860**	J860**	J860 ^{14**}	J860 ^{15**}	J860 ^{14**}	J860 ^{15**}
Gator XUV 865E	ALL			KW1660		KW1660		KW1660		
Gator XUV 865M	ALL			KW1660		KW1660		KW1660		
Gator XUV 865R	ALL			KW1660		KW1660		KW1660		

KAWASAKI

MODEL	YEAR	KFI					WARN			
		A2000 A2500 A3000 SE25 SE35	U45-R2 SE45-R2	U45W-R2 SE45W-R2 (WIDE)	AS-50X (ATV'S WILL REQUIRE ATV-MR)	AS-50WX	VRX 25 VRX 25-S VRX 35 VRX 35-S	VRX 45 VRX 45-S	AXON 35 AXON 35-S AXON 45RC	AXON 45 AXON 45-S AXON 55 AXON 55-S
300 Brute Force 2x4	12-21	OEM ²								
360 Prairie 2x4, 4x4	02-13	K570			K570		K570			
650 Brute Force 4x4	05-14	K535			K535		K535			
650 Brute Force 4x4i	06-14	K535			K535		K535			
650 Prairie 4x4	01-03	K650			K650					
700 Prairie 4x4	04-06	K650			K650					
750 Brute Force 4x4, 4x4i, 4x4i EPS	05-21	K535	K535		K535					
400 Mule SX/XC	17-21	K380			K380	K380				
600 Mule 2x4	05-16	M610			M610		M610			
610 Mule 4x4	05-16	M610			M610		M610			
700 Mule PRO-MX	19-21	KW1210	KW1210		OEM ²		KW1715			
750 Teryx	08-13	K750	K750	K750	K750	K750	K750	K750		
750 Teryx 4	12-13	K935	K935	K935	K935	K935	K935	K935		
800 Teryx	14-21	K935	K935		K935	K935				
800 Teryx 4	14-21	K935	K935		K935	K935				
1000 Teryx KRX (all)	20-21	K805	K805	K805	K805	K805	K805	K805		
820 Mule PRO-FXT/FX	15-21	M230**	M230**	M230**	M230**	M230**	M230 ^{14**}	M230 ^{14**}		
820 Mule PRO-FXR	18-21	M230**	M230**	M230**	M230**	M230**	M230 ^{14**}	M230 ^{14**}		
1000 Mule PRO-DXT/DX Diesel	16-21	M230**	M230**	M230**	M230**	M230**	M230 ^{14**}	M230 ^{14**}		
3000/3010 Mule / Diesel	01-08	OEM ²	OEM ²		OEM ²		OEM ²			
4000/4010 Mule 4x4	09-13	M845	M845	M845	M845	M845	M845 ¹⁴	M845 ¹⁵	M845 ¹⁴	M845 ¹⁵
4000/4010 Mule 4x4, 2x4 / Trans4x4	14-21	M845			M845		M845 ¹⁴			
4010 Mule Diesel 4x4	09-13	M845	M845	M845	M845	M845	M845 ¹⁴	M845 ¹⁴	M845 ¹⁴	M845 ¹⁵
4010 Mule Diesel 4x4	2014	M845		---	M845		M845 ¹⁴			

KUBOTA

MODEL	YEAR	KFI					WARN			
		A2000 A2500 A3000 SE25 SE35	U45-R2 SE45-R2	U45W-R2 SE45W-R2 (WIDE)	AS-50X (ATV'S WILL REQUIRE ATV-MR)	AS-50WX	VRX 25 VRX 25-S VRX 35 VRX 35-S	VRX 45 VRX 45-S	AXON 35 AXON 35-S AXON 45RC	AXON 45 AXON 45-S AXON 55 AXON 55-S
RTV500 / RTV400Ci	All	K800	K800	K800	K800	K800	K800	K800 ¹⁵	K800	K800 ¹⁵
RTV900 / RTV1140 (w/1.25" Front Receiver)	04-08	K471	K471		K471		K471		K471	
RTV900 / RTV1140 (w/2.00" Front Receiver)	09-Current	K830			K830		K830			
RTV1100	07-Current	K751	K751	K751 ³	K751		K751 ¹⁴	K751 ^{15,3}	K751 ¹⁴	K751 ^{15,3}
RTV-X900	Current	OEM ²	OEM ²	OEM ²	OEM ²	OEM ²	KW1715	KP695	KW1715	KP695
RTV-X1100C	Current	OEM ²	OEM ²	OEM ²	OEM ²	OEM ²	KW1715	KP695	KW1715	KP695
RTV-X1120D	Current	OEM ²	OEM ²	OEM ²	OEM ²	OEM ²	KW1715	KP695	KW1715	KP695
Sidekick 850	18-20	OEM ²	OEM ²		OEM ²		KW1715	KP695	KW1715	KP695

KFI winch mounts continue on the next page.

ALL KFI PRODUCTS



UXV 450i	All	OEM ²	OEM ²		OEM ²		OEM ²
UXV 700i	All	OEM ²	OEM ²		OEM ²		OEM ²
MXU 375/450i	09-15	Y930			Y930		

NEW HOLLAND

MODEL	YEAR	KFI					WARN			
		A2000 A2500 A3000 SE25 SE35	U45-R2 SE45-R2	U45W-R2 SE45W-R2 (WIDE)	AS-50X (ATV'S WILL REQUIRE ATV-MR)	AS-50WX	VRX 25 VRX 25-S VRX 35 VRX 35-S	VRX 45 VRX 45-S	AXON 35 AXON 35-S AXON 45SRC	AXON 45 AXON 45-S AXON 55 AXON 55-S
Rustler 120 / 125	ALL	KW9435	KW9435	KW9435	KW9435	KW9435	KW9435 ¹⁴	KW9435 ¹⁵	KW9435 ¹⁴	
Rustler 850	ALL	OEM ²	OEM ²	OEM ²	OEM ²	OEM ²	KW1715	KP695		

MAHINDRA

MODEL	YEAR	KFI					WARN			
		A2000 A2500 A3000 SE25 SE35	U45-R2 SE45-R2	U45W-R2 SE45W-R2 (WIDE)	AS-50X (ATV'S WILL REQUIRE ATV-MR)	AS-50WX	VRX 25 VRX 25-S VRX 35 VRX 35-S	VRX 45 VRX 45-S	AXON 35 AXON 35-S AXON 45SRC	AXON 45 AXON 45-S AXON 55 AXON 55-S
ROXOR	18-19	KW1680	KW1680	KW1680	KW1680	KW1680	KW1680	KW1680	KW1680	KW1680
ROXOR	2020	KW1865	KW1865	KW1865	KW1865	KW1865	KW1865	KW1865	KW1865	KW1865
MXU 375/450i	09-15	Y930			Y930					

POLARIS

MODEL	YEAR	KFI					WARN			
		A2000 A2500 A3000 SE25 SE35	U45-R2 SE45-R2	U45W-R2 SE45W-R2 (WIDE)	AS-50X (ATV'S WILL REQUIRE ATV-MR)	AS-50WX	VRX 25 VRX 25-S VRX 35 VRX 35-S	VRX 45 VRX 45-S	AXON 35 AXON 35-S AXON 45SRC	AXON 45 AXON 45-S AXON 55 AXON 55-S
EV Ranger Midsize 4x4	10-21	P560	P560	P560	P560	P560	P560 ¹⁶	P560 ^{5,16}		
250 Trail Blazer	03-06	P520 ⁵	P520 ⁵		P520 ⁵		P520 ^{5,14}		P520 ^{5,14}	
300 Hawkeye 2x4, 4x4	06-07	R301			R301					
300 Sportsman	08-10	R301			R301					
300 Xplorer 4x4	95-02	P430	P430		P430		P430 ¹⁴		P430 ¹⁴	
325 ACE	14-16	P180			P180		P180			
325 ETX Ranger Midsize 4x4	15-16	P560	P560	P560	P560	P560	P560 ¹⁶	P560 ¹⁶		
325 Magnum 4x4 / 500 4x4	99-02	P430	P430		P430		P430 ¹⁴		P430 ¹⁴	
325 Sportsman ETX	15-16	P840			P840		P840			
325 Xpedition	00-03	P430	P430		P430		P430 ¹⁴		P430 ¹⁴	
330 Magnum 2x4	2003									
330 Magnum 4x4	03-06	P430	P430		P430		P430 ¹⁴		P430 ¹⁴	
330 Trail Blazer	08-09	P520 ⁵	P520 ⁵		P520 ⁵		P520 ^{5,14}		P520 ^{5,14}	
335 Sportsman	98-00	P430	P430		P430		P430 ¹⁴		P430 ¹⁴	
350 Sportsman	1993	P630			P630		P630 ¹⁴			
350 Trail Boss 2x4, 4x4	90-93	P630			P630		P630 ¹⁴			
400 Big Boss	93-99	P630			P630		P630 ¹⁴		P630 ¹⁴	
400 Ranger Midsize 4x4	10-14	P560	P560	P560	P560	P560	P560 ¹⁶	P560 ¹⁶		
400 Scrambler	97-09	P520 ⁵	P520 ⁵		P520 ⁵		P520 ^{5,14}		P520 ^{5,14}	
400 Sport 2x4	97-99	P520 ⁵	P520 ⁵		P520 ⁵		P520 ^{5,14}		P520 ^{5,14}	

KFI winch mounts continue on the next page.

KEY

- 2 No mount required, OEM integrated Mount
- 3 Requires drilling 1-2-holes
- 4 Includes mount and grill, mount only #R560
- 5 Requires Stock Bumper
- 8 Lead Rotation Required
- 14 Requires a fairlead bracket #KW1715
- 15 Requires a fairlead bracket #KW695
- 16 Requires adding washers to shim up to fit due to size
- 19 Requires Spacer #KW1210
- 20 Wide winch ONLY
- ** Requires Wire Extension Kit #UTV-WEK



INDEX

WIDE OPEN PARTS

TIRES & WHEELS

BRAKES

AIR, OIL & FUEL

BATTERY & ELECTRICAL

ENGINE

BEARINGS

BUSHINGS

DRIVELINE

AXLES

BELTS

CONTROLS

TOOLS & CHEMICALS

EXHAUST

ACCESSORIES

ALL KFI PRODUCTS



		POLARIS					WARN				
INDEX	MODEL	YEAR	KFI			AS-50X (ATV'S WILL REQUIRE ATV-MR)	AS-50WX	WARN			
			A2000 A2500 A3000 SE25 SE35	U45-R2 SE45-R2	U45W-R2 SE45W-R2 (WIDE)			VRX 25 VRX 25-S VRX 35 VRX 35-S	VRX 45 VRX 45-S	AXON 35 AXON 35-S AXON 45RC	AXON 45 AXON 45-S AXON 55 AXON 55-S
WIDE OPEN PARTS	400 Sportsman	94-97	P630					P630 ¹⁴			
	400 Sportsman	01-03	P430	P430		P430		P430 ¹⁴ P430 ¹⁴			
	400 Sportsman	04-04.5	P300			P300					
TIRES & WHEELS	400 Sportsman	2005	P440			P440					
	400 Sportsman	08-10	R301			R301					
	400 Sportsman	11-14	P840			P840		P840			
BRAKES	400 Trail Blazer	2003	P520 ⁵	P520 ⁵		P520 ⁵		P520 ^{5,14} P520 ^{5,14}			
	400 Xplorer 4x4	95-02	P430	P430		P430		P430 ¹⁴ P430 ¹⁴			
AIR, OIL & FUEL	400 Xpress 4x4	1997	P430	P430		P430		P430 ¹⁴ P430 ¹⁴			
	400L 2x4, 4x4	94-97	P630			P630		P630 ¹⁴			
BATTERY & ELECTRICAL	425 Magnum 2x4, 4x4, 6x6	93-98	P630			P630		P630 ¹⁴			
	425 Ranger	01-04	P563K ⁴	P563K ⁴	P564K ⁴	P563K ⁴	P564K ⁴	P563K ^{4,14} P564K ^{4,15} P563K ^{4,14} P564K ^{4,15}			
	425 Xpedition	00-03	P430	P430		P430		P430 ¹⁴ P430 ¹⁴			
	450 Sportsman	06-07	P440			P440					
ENGINE	450 Sportsman	16-21	P840			P840		P840			
	Model: (H.O. / H.O. EPS / Utility Edition / H.O. EPS LE)										
BEARINGS	450 Sportsman Utility Edition	2021	P840 & KW1895			P840 & KW1895		P840 & KW1895			
BUSHINGS	500 ACE	17-19	P180			P180		P180			
	500 ATP	04-05	P430	P430		P430		P430 ¹⁴ P430 ¹⁴			
DRIVELINE	500 Magnum 2x4	2002	P430	P430		P430		P430 ¹⁴ P430 ¹⁴			
	500 Ranger	03-08	P563K ⁴	P563K ⁴	P564K ⁴	P563K ⁴	P564K ⁴	P563K ^{4,14} P564K ^{4,15} P563K ^{4,14} P564K ^{4,15}			
AXLES	500 Ranger	09-10	P560	P560	P560	P560	P560	16 P560 16 P560			
	500 Ranger 2x4	01-08	P563K ⁴	P563K ⁴	P564K ⁴	4P563K ⁴	P564K ⁴	P563K ^{4,14} P564K ^{4,15} P563K ^{4,14} P564K ^{4,15}			
	500 Ranger 6x6	02-05	P563K ⁴	P563K ⁴	P564K ⁴	P563K ⁴	P564K ⁴	P563K ^{4,14} P564K ^{4,15} P563K ^{4,14} P564K ^{4,15}			
BELTS	500 Ranger Midsize 4x4	11-13	P560	P560	P560	P560	P560	P560 ¹⁶ P560 ¹⁶			
	500 Ranger Midsize 4x4	17-21	P560	P560	P560	P560	P560	P560 ¹⁶ P560 ¹⁶			
	500 Ranger Midsize 4x4 Crew	11-13	P560 ^{**}	P560 ^{**}	P560 ^{**}	P560 ^{**}	P560 ^{**}	P560 ^{16**} P560 ^{16**}			
CONTROLS	500 Scrambler	97-09	P520 ⁵	P520 ⁵		P520 ⁵		P520 ^{5,14} P520 ^{5,14}			
	500 Sportsman	96-03	P430	P430		P430		P430 ¹⁴ P430 ¹⁴			
	500 Sportsman	04-04.5	P300			P300					
TOOLS & CHEMICALS	500 Sportsman	05-10	P440			P440					
	500 Sportsman	11-13	P840			P840		P840			
EXHAUST	500 Sportsman 6x6	99-08	P430	P430		P430		P430 ¹⁴ P430 ¹⁴			
	500 Sportsman 6x6	09-10	P440			P440					
	500 Sportsman BigBoss 6x6	11-21	P840			P840		P840			
	500 Sportsman Touring	08-10	P440			P440					
	500 Sportsman Touring	11-13	P840			P840		P840			
	500 Sportsman X2	06-09	P440			P440					
	500 Xplorer 4x4	95-02	P430	P430		P430		P430 ¹⁴ P430 ¹⁴			
	550 Sportsman Touring	10-14	P840			P840		P840			
	550 Sportsman X2	10-14	P840			P840		P840			
	550 Sportsman XP	09-14	P840			P840		P840			
ACCESSORIES	570 ACE / SP	15-19	P180			P180		P180			
	570 Ranger (800 Style)	16-21	P560	P560	P560	P560	P560	P560 ¹⁶ P560 ¹⁶			
	570 Ranger (900 Style)	2015	P020	P020	P020	P020	P020	P020 P020 P020			
	570 Ranger Midsize 4x4	14-21	P560	P560	P560	P560	P560	P560 ¹⁶ P560 ¹⁶			
	570 Ranger Midsize 4x4 Crew	14-21	P560 ^{**}	P560 ^{**}	P560 ^{**}	P560 ^{**}	P560 ^{**}	P560 ^{16**} P560 ^{16**}			
	570 Ranger XP (900 Style)	2016	P020	P020	P020	P020	P020	P020 P020 P020			
	570 RZR (Base/EP5)	12-19	R205	R205		R205		R205			
	570 RZR S (EP5)	2017	R205	R205		R205		R205			
	570 RZR Trail 570 (Base/Premium)	20-21	R205	R205		R205		R205			
	570 Sportsman (Base/SP/EFI)	14-21	P840			P840		P840			

KFI winch mounts continue on the next page.

ALL KFI PRODUCTS



POLARIS		KFI					WARN			
MODEL	YEAR	A2000 A2500 A3000 SE25 SE35	U45-R2 SE45-R2	U45W-R2 SE45W-R2 (WIDE)	AS-50X (ATV'S WILL REQUIRE ATV-MR)	AS-50WX	VRX 25 VRX 25-S VRX 35 VRX 35-S	VRX 45 VRX 45-S	AXON 35 AXON 35-S AXON 45RC	AXON 45 AXON 45-S AXON 55 AXON 55-S
570 Sportsman EPS	2021	P840 & KW1895			P840 & KW1895		P840 & KW1895			
570 Sportsman EPS (Base/Utility)	14-20	P840			P840		P840			
570 Sportsman Premium	2020	P840			P840		P840			
570 Sportsman Premium	2021	P840 & KW1895			P840 & KW1895		P840 & KW1895			
570 Sportsman SP	15-18	P840			P840		P840			
570 Sportsman Touring	14-21	P840			P840		P840			
570 Sportsman Utility HD LE	2021	P840 & KW1895			P840 & KW1895		P840 & KW1895			
570 Sportsman X2	15-21	P840			P840		P840			
570-6 Ranger Crew (800 Style)	16-21	P560**	P560**	P560**	P560**	P560**	P560 ^{16**}	P560 ^{16**}		
570-6 Ranger Crew (900 Style)	15-16	P020**	P020**	P020**	P020**	P020**	P020**	P020**	P020**	
600 Sportsman	2003	P300			P300					
600 Sportsman	04-04.5	P300			P300					
600 Sportsman	2005	P440			P440		P440			
700 Ranger 6x6	06-09	P563K ⁴	P563K ⁴	P564K ⁴	P563K ⁴	P564K ⁴	P563K ^{4,14}	P564K ^{4,15}	P563K ^{4,14}	P564K ^{4,15}
700 Ranger 700	05-08	P563K ⁴	P563K ⁴	P564K ⁴	P563K ⁴	P564K ⁴	P563K ^{4,14}	P564K ^{4,15}	P563K ^{4,14}	P564K ^{4,15}
700 Ranger 700	2009	P560	P560	P560	P560	P560	16 P560	16 P560		
700 Ranger Crew	08-09	P563K ⁴	P563K ⁴	P564K ⁴	P563K ⁴	P564K ⁴	P563K ^{4,14}	P564K ^{4,15}	P563K ^{4,14}	P564K ^{4,15}
700 Sportsman	02-03	P300			P300					
700 Sportsman	04-04.5	P300			P300					
700 Sportsman	05-06	P440			P440		P440			
700 Sportsman X2	2008	P440			P440		P440			
800 Ranger 6x6	10-16	P560	P560	P560	P560	P560	P560 ¹⁶	P560 ¹⁶		
800 Ranger (Base/XP/HD/EP/EFI)	10-14	P560	P560	P560	P560	P560	P560 ¹⁶	P560 ¹⁶		
800 Ranger Crew	10-14	P560**	P560**	P560**	P560**	P560**	P560**	P560**		
800 Ranger Midsize 4x4	13-14	P560	P560	P560	P560	P560	P560 ¹⁶	P560 ¹⁶		
800 RZR (Base/EP/)	08-14	R205	R205		R205		R205			
800 RZR 4 (Base/EP/)	10-11	R205	R205		R205		R205			
800 RZR 4 (Base/EP/)	12-14	R205***	R205**		R205**		R205**			
800 RZR S (Base/EP/)	09-14	R205	R205		R205		R205			
800 Sportsman	05-10	P440			P440					
800 Sportsman	11-14	P840			P840		P840			
800 Sportsman Touring	08-09	P440			P440					
800 Sportsman X2	07-09	P440			P440					
850 Scrambler XP	13-21	P840			P840		P840			
850 Sportsman Touring	10-21	P840			P840		P840			
850 Sportsman X2	2011	P840			P840		P840			
850 Sportsman XP/Highlifter	09-21	P840			P840		P840			
900 ACE SP	2016	P180			P180		P180			
900 Ranger Crew	14-19	P020**	P020**	P020**	P020**	P020**	P020**	P020**		
900 Ranger Crew Diesel	12-14	P560**	P560**	P560**	P560**	P560**	P560 ^{16**}	P560 ^{16**}		
900 Ranger Diesel	11-14	P560	P560	P560	P560	P560	P560 ¹⁶	P560 ¹⁶		
900 Ranger Diesel HST/DELUXE	14-17	P020	P020	P020	P020	P020	P020	P020	P020	
900 Ranger XP	13-19	P020	P020	P020	P020	P020	P020	P020		
900 RZR (Base/EP/)	2014	P765	P765		P765		P765			
900 RZR (Base/EP/XC/Premium/FOX)	15-20	P735	P735	P735	P735	P735	P735	P735	P735	P735
900 RZR 4 (EP/)	15-17	P735**	P735**	P735**	P735**	P735**	P735**	P735**	P735**	P735**
900 RZR 4 (EP/)	2014	P765**	P765**		P765**		P765**			
900 RZR S (Base/EP/)	15-19	P735	P735	P735	P735	P735	P735	P735	P735	P735
900 RZR S4 (EP/)	2018	P735**	P735**	P735**	P735**	P735**	P735**	P735**	P735**	P735**
900 RZR Trail (Premium/Sport/Ultimate)	20-21	P735	P735	P735	P735	P735	P735	P735	P735	P735

- INDEX
- WIDE OPEN PARTS
- TIRES & WHEELS
- BRAKES
- AIR, OIL & FUEL
- BATTERY & ELECTRICAL
- ENGINE
- BEARINGS
- BUSHINGS
- DRIVELINE
- AXLES
- BELTS
- CONTROLS
- TOOLS & CHEMICALS
- EXHAUST
- ACCESSORIES

KFI winch mounts continue on the next page.



ALL KFI PRODUCTS



INDEX	POLARIS										
	MODEL	YEAR	KFI				WARN				
			A2000 A2500 A3000 SE25 SE35	U45-R2 SE45-R2	U45W-R2 SE45W-R2 (WIDE)	AS-50X (ATV'S WILL REQUIRE ATV-MR)	AS-50WX	VRX 25 VRX 25-S VRX 35 VRX 35-S	VRX 45 VRX 45-S	AXON 35 AXON 35-S AXON 45RC	AXON 45 AXON 45-S AXON 55 AXON 55-S
WIDE OPEN PARTS	900 RZR Trail S (Base/Premium/Sport)	20-21	P735	P735	P735	P735	P735	P735	P735	P735	P735
TIRES & WHEELS	900 RZR Trail S (Base/Premium/Ultimate)	20-21	P735	P735	P735	P735	P735	P735	P735	P735	P735
BRAKES	900 RZR XP (Base/EPS/Jagged X)	11-13	P765	P765		P765		P765			
	900 RZR XP 4 (Base/EPS)	12-13	P765**	P765**		P765**		P765**			
AIR, OIL & FUEL	925 RZR PRO XP (Base/LE/Premium/Ultimate/Sport)	20-21	P790			P790	P790	P790			
	925 RZR PRO XP 4 (Base/LE/Premium/Ultimate/Sport)	20-21	P790			P790	P790	P790			
BATTERY & ELECTRICAL	925 RZR Turbo S (Base/Velocity/LE)	2021	KW1890	KW1890	KW1890	KW1890	KW1890	KW1890	KW1890	KW1890	KW1890
	925 RZR Turbo S4 (Base/Velocity/LE)	2021	KW1890	KW1890	KW1890	KW1890	KW1890	KW1890	KW1890	KW1890	KW1890
ENGINE	925 RZR XP 4 Turbo (Base/EPS/Dynamix/FOX/LE)	16-21	P735**	P735**	P735**	P735**	P735**	P735**	P735**		
BEARINGS	925 RZR XP 4 Turbo S (Base/Velocity)	19-20	KW1890	KW1890	KW1890	KW1890	KW1890	KW1890	KW1890	KW1890	KW1890
	925 RZR XP Turbo (Base/EPS/Dynamix/FOX/LE)	16-21	P735	P735	P735	P735	P735	P735	P735		
BUSHINGS	925 RZR XP Turbo S (Base/Velocity)	18-20	KW1890	KW1890	KW1890	KW1890	KW1890	KW1890	KW1890	KW1890	KW1890
DRIVELINE	1000 General 4 (Base/EPS/RC/Deluxe)	17-21	P735	P735	P735	P735	P735	P735	P735	P735	P735
	1000 General XP (Base/Deluxe/PE)	20-21	P735	P735	P735	P735	P735	P735	P735	P735	P735
AXLES	1000 General XP 4 (Base/Deluxe/PE)	20-21	P735	P735	P735	P735	P735	P735	P735	P735	P735
	1000 General (Base/EPS/Deluxe/Premium/Sport/HE/RC/LE)	16-21	P735	P735	P735	P735	P735	P735	P735	P735	P735
CONTROLS	1000 Ranger	20-21	KW1830	KW1830	KW1830	KW1830	KW1830	KW1830	KW1830		
	1000 Ranger 1000 Premium	20-21	P480	P480	P480	P480	P480	P480	P480		
	1000 Ranger Crew	17-18	P020**	P020**	P020**	P020**	P020**	P020**	P020**		
	1000 Ranger Crew	20-21	KW1830	KW1830	KW1830	KW1830	KW1830	KW1830	KW1830		
TOOLS & CHEMICALS	1000 Ranger Crew Diesel	15-18	P020**	P020**	P020**	P020**	P020**	P020**	P020**	P020**	
	1000 Ranger Crew EPS	2020			P480 ²⁰			P480 ²⁰			P480 ²⁰
EXHAUST	1000 Ranger Crew Premium	20-21	P480	P480	P480	P480	P480	P480	P480		
	1000 Ranger Crew XP Models: (EPS/Premium/LE/Trail Boss)	19-21	P480	P480	P480	P480	P480	P480	P480		
ACCESSORIES	1000 Ranger Crew XP High Lifter Edition	17-21			OEM ²		OEM ²		OEM ²		OEM ²
	1000 Ranger Crew XP Northstar Edition (HVAC)	17-18	P020**	P020**	P020**	P020**	P020**	P020**	P020**		
	1000 Ranger Crew XP Northstar Edition Models: (Base / Ultimate / Premium)	19-21	P480	P480	P480	P480	P480	P480	P480		
	1000 Ranger Crew XP Texas Edition	20-21			OEM ²		OEM ²		OEM ²		OEM ²
	1000 Ranger Diesel	15-18	P020	P020	P020	P020	P020	P020	P020	P020	
	1000 Ranger EPS	2020			P480 ²⁰			P480 ²⁰			P480 ²⁰

KFI winch mounts continue on the next page.

KEY

- 2 No mount required, OEM integrated Mount
- 3 Requires drilling 1-2-holes
- 4 Includes mount and grill, mount only #R560
- 5 Requires Stock Bumper
- 8 Lead Rotation Required
- 14 Requires a fairlead bracket #KW1715
- 15 Requires a fairlead bracket #KW695
- 16 Requires adding washers to shim up to fit due t size
- 19 Requires Spacer #KW1210
- 20 Wide winch ONLY
- ** Requires Wire Extension Kit #UTV-WEK

ALL KFI PRODUCTS



POLARIS		KFI					WARN			
MODEL	YEAR	A2000 A2500 A3000 SE25 SE35	U45-R2 SE45-R2	U45W-R2 SE45W-R2 (WIDE)	AS-50X (ATV'S WILL REQUIRE ATV-MR)	AS-50WX	VRX 25 VRX 25-S VRX 35 VRX 35-S	VRX 45 VRX 45-S	AXON 35 AXON 35-S AXON 45RC	AXON 45 AXON 45-S AXON 55 AXON 55-S
1000 Ranger EPS	2021	P480	P480	P480	P480	P480	P480	P480		
1000 Ranger XP	2017	P020	P020	P020	P020	P020	P020	P020		
1000 Ranger XP Models: (EPS/Premium/LE/Trail Boss)	18-21	P480	P480	P480	P480	P480	P480	P480		
1000 Ranger XP High Lifter Edition	17-21			OEM ²		OEM ²		OEM ²		OEM ²
1000 Ranger XP Northstar Edition (HVAC)	2017	P020	P020	P020	P020	P020	P020	P020		---
1000 Ranger XP Northstar Edition Models: (Base / Ultimate / Premium)	18-21	P480	P480	P480	P480	P480	P480	P480		---
1000 Ranger XP Texas Edition	20-21			OEM ²		OEM ²		OEM ²		OEM ²
1000 RZR RS1	18-21	P545	P545	P545	P545	P545	P545	P545	---	---
1000 RZR S (Base/EPS)	16-19	P735	P735	P735	P735	P735	P735	P735	P735	P735
1000 RZR S4	19-20	P735**	P735**	P735**	P735**	P735**	P735**	P735**	P735**	P735**
1000 RZR XP (Base/EPS/High Lifter/Premium/Ride Command/ Trails & Rocks/LE/Sport)	14-21	P735	P735	P735	P735	P735	P735	P735	P735	P735
1000 RZR XP 4 (Base/EPS/High Lifter/Premium/Ride Command/ Dynamix/LE)	14-21	P735**	P735**	P735**	P735**	P735**	P735**	P735**	P735**	P735**
1000 Scrambler XP	14-18	P840			P840		P840			
1000 Scrambler XP S	20-21									
1000 Sportsman Touring	15-21	P840			P840		P840			
1000 Sportsman XP	15-21	P840			P840		P840			
1000 Sportsman XP S	20-21	OEM ²			OEM ²		---			

SUZUKI		KFI					WARN			
MODEL	YEAR	A2000 A2500 A3000 SE25 SE35	U45-R2 SE45-R2	U45W-R2 SE45W-R2 (WIDE)	AS-50X (ATV'S WILL REQUIRE ATV-MR)	AS-50WX	VRX 25 VRX 25-S VRX 35 VRX 35-S	VRX 45 VRX 45-S	AXON 35 AXON 35-S AXON 45RC	AXON 45 AXON 45-S AXON 55 AXON 55-S
400 Eiger 2x4, 4x4	02-07	S055			S055		S055			
400 King Quad 4x4/AS/AF/ASI/FSi	08-21	S680			S680		S680			
450 King Quad 4x4 / AXi	07-10	S450			S450		S450			
500 LTF Quad Runner 4x4	98-02									
500 Vinson 4x4	02-07	S055			S055		S055			
500 King Quad AXi	09-21	S450			S450		S450			
700 Twin Peaks	04-06	K650			K650					
700 King Quad 4x4	05-07	S450			S450		S450			
750 King Quad 4x4 / AXi	08-21	S450			S450		S450			

KFI winch mounts continue on the next page.

KEY

- 2 No mount required, OEM integrated Mount
- 3 Requires drilling 1-2-holes
- 4 Includes mount and grill, mount only #R560
- 5 Requires Stock Bumper
- 8 Lead Rotation Required
- 14 Requires a fairlead bracket #KW1715
- 15 Requires a fairlead bracket #KW695
- 16 Requires adding washers to shim up to fit due t size
- 19 Requires Spacer #KW1210
- 20 Wide winch ONLY
- ** Requires Wire Extension Kit #UTV-WEK



- INDEX
- WIDE OPEN PARTS
- TIRES & WHEELS
- BRAKES
- AIR, OIL & FUEL
- BATTERY & ELECTRICAL
- ENGINE
- BEARINGS
- BUSHINGS
- DRIVELINE
- AXLES
- BELTS
- CONTROLS
- TOOLS & CHEMICALS
- EXHAUST
- ACCESSORIES

ALL KFI PRODUCTS



TRACKER

MODEL	YEAR	KFI					WARN			
		A2000 A2500 A3000 SE25 SE35	U45-R2 SE45-R2	U45W-R2 SE45W-R2 (WIDE)	AS-50X (ATV'S WILL REQUIRE ATV-MR)	AS-50WX	VRX 25 VRX 25-S VRX 35 VRX 35-S	VRX 45 VRX 45-S	AXON 35 AXON 35-S AXON 45RC	AXON 45 AXON 45-S AXON 55 AXON 55-S
570 (EPS)	2020	A390			A390		A390 ¹⁶			
700EPS	2020	A390			A390		A390 ¹⁶			
500S	2020	A370	A370	A370	A370	A370	A370 ¹⁴		A370 ¹⁵	
800SX	2020	KW1670	KW1670	KW1670	KW1670	KW1670	KW1670	KW1670	KW1670	KW1670
800SX Crew	2020	KW1670	KW1670	KW1670	KW1670	KW1670	KW1670	KW1670	KW1670	KW1670
SVX1000	2020	OEM ²	OEM ²	OEM ²	OEM ²	OEM ²	KW1715		KP695	
XTR1000	2020	A575	A575		A575		A575			

YAMAHA

MODEL	YEAR	KFI					WARN			
		A2000 A2500 A3000 SE25 SE35	U45-R2 SE45-R2	U45W-R2 SE45W-R2 (WIDE)	AS-50X (ATV'S WILL REQUIRE ATV-MR)	AS-50WX	VRX 25 VRX 25-S VRX 35 VRX 35-S	VRX 45 VRX 45-S	AXON 35 AXON 35-S AXON 45RC	AXON 45 AXON 45-S AXON 55 AXON 55-S
350 Bruin 2x4, 4x4	04-06	R530			R530 ⁸		R530 ¹⁶			
350 Grizzly 2x4, 4x4	07-14	R530			R530 ⁸		R530 ¹⁶			
400 Big Bear 2x4	00-05	Y330			Y330		Y330			
400 Big Bear 4x4	00-06	Y330			Y330		Y330			
400 Big Bear 4x4	07-12	Y930			Y930					
400 Grizzly 4x4	07-08	R530			R530 ⁸		R530 ¹⁶			
400 Kodiak 4x4	00-02	Y605			Y605		Y605 ¹⁶			
400 Kodiak 2x4, 4x4	03-04	R530			R530 ⁸		R530 ¹⁶			
400 Kodiak 4x4	05-07	R530			R530 ⁸		R530 ¹⁶			
450 Grizzly 4x4	07-14	R530			R530 ⁸		R530 ¹⁶			
450 Kodiak 4x4	03-14	R530			R530 ⁸		R530 ¹⁶			
450 Kodiak 4x4	18-21	101920			101920		---			
450 Rhino 4x4	06-11	KW2550	KW2550	KW2550	KW2550	KW2550	KW2550	KW2550	KW2550	KW2550
550 Grizzly 4x4	09-14	Y700			Y700		Y700			
600 Grizzly 4x4	98-01	Y580			Y580		---			
660 Grizzly 4x4	02-08	Y510			Y510		Y510			
660 Rhino 4x4	03-07	KW2550	KW2550	KW2550	KW2550	KW2550	KW2550	KW2550	KW2550	KW2550
700 Grizzly 4x4	07-15	Y700			Y700		Y700			
700 Grizzly 4x4	16-21	Y275			Y275		Y275			
700 Kodiak 4x4	16-21	Y275			Y275		Y275			
700 Rhino 4x4	08-13	KW2550	KW2550	KW2550	KW2550	KW2550	KW2550	KW2550	KW2550	KW2550
700 Viking 4x4	14-21	Y515	Y515		Y515	Y515 ³	Y515			
700 Viking VI 4x4	15-21	Y515	Y515		Y515	Y515 ³	Y515			
700 Wolverine / R-Spec / SE	16-18	Y515			Y515	Y515 ³	Y515			
850 Wolverine X2 / R-Spec / SE	2019	Y515	Y515	Y515 ³	Y515	Y515 ³	Y515			
850 Wolverine X2 (all models)	20-21	OEM ²	OEM ²	OEM ²	OEM ²	OEM ²	OEM ²	OEM ²		
850 Wolverine X4 / SE	18-19	Y515	Y515	Y515 ³	Y515	Y515 ³	Y515			
850 Wolverine X4 (all models)	20-21	OEM ²	OEM ²	OEM ²	OEM ²	OEM ²	OEM ²	OEM ²		OEM ²
1000 Wolverine RMAX2	2021			OEM ²		OEM ²		OEM ²		OEM ²
1000 Wolverine RMAX4	2021			OEM ²		OEM ²		OEM ²		OEM ²



WARN AXON

Groundbreaking Technology Meets Unmatched Reliability

The AXON™ lineup has taken winching to the next level by combining a powerful motor and first-of-its-kind digital contactor into one unit called a Motactor™. The WARN Motactor increases performance, drops installation time, and provides never-before-seen levels of performance and feedback to the user. Tech is nothing without durability, so we made AXON the most durable powersports winch ever. All-metal construction, waterproof sealing, and increased structural rigidity are made for extreme environments. It's smart, tough, and perfect for a wide range of powersports vehicles. Available in 3,500, 4,500, and 5,500 pulling capacities, with a choice of steel or Spydura® synthetic rope.

- Motactor (motor + digital contactor) dramatically simplifies winch installation —reducing install time by up to 50%
- Advanced digital controls allow for monitoring of speed, load, and motor temperature
- Built-in load limiter prevents damage from overloading winch
- All-metal, IP68 waterproof construction is exceptionally durable and keeps the elements out
- Robust new clutch design based on legendary WARN 4WD hub lock know-how
- Limited lifetime warranty (mechanical), 3 year warranty (electrical)



AXON 55 Controls

Includes rockerbar digital control switch and digital corded remote.



AXON 45 Controls

Includes rockerbar digital control switch and digital corded remote.



AXON 35 Controls

Includes rockerbar digital control switch with handlebar mount adaptor. (Remote sold separately).



AXON LINE-UP

WN101155 AXON 55

50' of 1/4" steel rope, roller fairlead, rockerbar digital control switch, and digital corded remote

WN101150 AXON 55-S

50' of 1/4" Spydura synthetic rope, Epic hawse fairlead, Rockerbar digital control switch, and digital corded remote

WN101145 AXON 45

50' of 1/4" steel rope, roller fairlead, rockerbar digital control switch, and digital corded remote

WN101140 AXON 45-S

50' of 1/4" Spydura synthetic rope, Epic hawse fairlead, rockerbar digital control switch, and digital corded remote

WN101240 AXON 45RC

Short drum design is optimized for mounting in the tight space required with some Side x Sides. 27' of 1/4" Spydura synthetic rope, Epic hawse fairlead, rockerbar digital control switch, and digital corded remote

WN101135 AXON 35

50' of 7/32" steel rope, roller fairlead, rockerbar digital control switch with handlebar mount adaptor

WN101130 AXON 35-S

50' of 3/16" Spydura synthetic rope, Epic hawse fairlead, rockerbar digital control switch with handlebar mount adaptor

INDEX

WIDE OPEN PARTS

TIRES & WHEELS

BRAKES

AIR, OIL & FUEL

BATTERY & ELECTRICAL

ENGINE

BEARINGS

BUSHINGS

DRIVELINE

AXLES

BELTS

CONTROLS

TOOLS & CHEMICALS

EXHAUST

ACCESSORIES

Warn Powersports winches continue on the next page.



AXON 55 AND 55-S



SPECIFICATIONS

Part number: WN101155 (AXON 55), WN101150 (AXON 55-S)
Rated line pull: 5,500 Lbs. (2495 kg) single-line
Motor: Motactor with 12V DC permanent magnet
Sealing: IP68-rated waterproof
Gear train: 3-stage planetary
Fasteners: All stainless steel
Rope: AXON 55: 50' x 1/4" (15m x 6.3mm) steel, AXON 55-S: 50' x 1/4" (15m x 6.3mm) Spydura synthetic
Hook: Black powder coat
Fairlead: AXON 55: Roller, AXON 55-S: Epic hawse fairlead
Primary control: Rockerbar digital control switch
Remote control: Digital corded remote
Brake: Mechanical brake
Mechanical Warranty: Limited lifetime
Electrical Warranty: 3 year

AXON 45 AND 45-S



SPECIFICATIONS

Part number: WN101145 (AXON 45), WN101140 (AXON 45-S)
Rated line pull: 4,500 Lbs. (2041 kg) single-line
Motor: Motactor with 12V DC permanent magnet
Sealing: IP68-rated waterproof
Gear train: 3-stage planetary
Fasteners: All stainless steel
Rope: AXON 45: 50' x 1/4" (15m x 6.3mm) steel, AXON 45-S: 50' x 1/4" (15m x 6.3mm) Spydura synthetic
Hook: Black powder coat
Fairlead: AXON 45: Roller, AXON 45-S: Epic hawse fairlead
Primary control: Rockerbar digital control switch
Remote control: Digital corded remote
Brake: Mechanical Brake
Mechanical Warranty: Limited lifetime
Electrical Warranty: 3 year



AXON 45RC (SHORT DRUM)



SPECIFICATIONS

Part number: WN101240 (AXON 45RC)
Rated line pull: 4,500 Lbs. (2041 kg) single-line
Motor: Motactor with 12V DC permanent magnet
Sealing: IP68-rated waterproof
Gear train: 3-stage planetary
Fasteners: All stainless steel
Rope: AXON 45RC: 27' x 1/4" (8m x 6.3mm) Spydura synthetic
Hook: Black powder coat
Fairlead: AXON 45RC: Epic hawse fairlead
Primary control: Rockerbar digital control switch
Remote control: Digital corded remote
Brake: Mechanical Brake
Mechanical Warranty: Limited lifetime
Electrical Warranty: 3 year

AXON 35 AND 35-S



SPECIFICATIONS

Part number: WN101135 (AXON 35), WN101130 (AXON 35-S)
Rated line pull: 3,500 Lbs. (1588 kg) single-line
Motor: Motactor with 12V DC permanent magnet
Sealing: IP68-rated waterproof
Gear train: 3-stage planetary
Fasteners: All stainless steel
Rope: AXON 35: 50' x 7/32" (15m x 6.3mm) steel, AXON 35-S: 50' x 3/16" (15m x 4.8mm) Spydura synthetic
Hook: Black powder coat
Fairlead: AXON 35: Roller, AXON 35-S: Epic hawse fairlead
Primary control: Rockerbar digital control switch with handlebar mount adaptor
Remote control: Sold separately
Brake: Mechanical Break
Mechanical Warranty: Limited lifetime
Electrical Warranty: 3 year

Warn Powersports winches continue on the next page.

INDEX

WIDE OPEN PARTS

TIRES & WHEELS

BRAKES

AIR, OIL & FUEL

BATTERY & ELECTRICAL

ENGINE

BEARINGS

BUSHINGS

DRIVELINE

AXLES

BELTS

CONTROLS

TOOLS & CHEMICALS

EXHAUST

ACCESSORIES



- INDEX
- WIDE OPEN PARTS
- TIRES & WHEELS
- BRAKES
- AIR, OIL & FUEL
- BATTERY & ELECTRICAL
- ENGINE
- BEARINGS
- BUSHINGS
- DRIVELINE
- AXLES
- BELTS
- CONTROLS
- TOOLS & CHEMICALS
- EXHAUST
- ACCESSORIES

WARN VRX

All-New Lineup Takes Performance And Value To Levels Never Before Seen In A Powersports Winch

Whether you're on the job or on the trail, WARN VRX winches work as hard as you do thanks to all-metal construction, a clutch based on the legendary WARN 4WD hublock design, an ultra-durable all-metal gear train, and full waterproof sealing to take on the elements. VRX is available in 2,500, 3,500, and 4,500 lb. capacities and is perfect for a variety of vehicles and any job—big or small.

- Full IP68-rated waterproof sealing keeps the elements out
- Durable all-metal construction
- Robust new clutch design based on 70+ years of WARN 4WD hub lock know-how
- Black powder-coated finish for corrosion resistance
- Load-holding brake for great control
- Smooth and reliable all-metal three-stage planetary gear train
- Limited lifetime warranty (mechanical), 3 year warranty (electrical)



VRX 45 Controls

Includes dash-mounted control switch and corded remote.



VRX 35 Controls

Includes handlebar mini-rocker control switch. (Remote sold separately.)



VRX 25 Controls

Includes handlebar mini-rocker control switch. (Remote sold separately.)



VRX LINE-UP

WN101045 VRX 45

50' of 1/4" steel rope, roller fairlead, dash-mounted control switch, and corded remote

WN101040 VRX 45-S

50' of 1/4" synthetic rope, cast aluminum hawse fairlead, dash-mounted control switch, and corded remote

WN101035 VRX 35

50' of 7/32" steel rope, roller fairlead, and handlebar mini-rocker switch

WN101030 VRX 35-S

50' of 3/16" synthetic rope, cast aluminum hawse fairlead, and handlebar mini-rocker switch

WN101025 VRX 25

50' of 3/16" steel rope, roller fairlead, and handlebar mini-rocker switch

WN101020 VRX 25-S

50' of 3/16" synthetic rope, cast aluminum hawse fairlead, and handlebar mini-rocker switch

Warn Powersports winches continue on the next page.





VRX 45 AND 45-S



SPECIFICATIONS

Part number: WN101045 (VRX 45), WN101040 (VRX 45-S)
Rated line pull: 4,500 Lbs. (2041 kg) single-line
Motor: 12V DC permanent magnet
Sealing: IP68-rated waterproof
Gear train: 3-stage planetary
Fasteners: All stainless steel
Rope: VRX 45: 50' x 1/4" (15m x 6.3mm) steel, VRX 45-S: 50' x 1/4" (15m x 6.3mm) synthetic
Hook: Zinc plated
Fairlead: VRX 45: Roller, VRX 45-S: Cast aluminum hawse
Primary control: Dash-mounted rocker
Remote control: Corded remote
Brake: Mechanical Brake
Mechanical Warranty: Limited lifetime
Electrical Warranty: 3 year

VRX 35 AND 35-S



SPECIFICATIONS

Part number: WN101035 (VRX 35), WN101030 (VRX 35-S)
Rated line pull: 3,500 Lbs. (1588 kg) single-line
Motor: 12V DC permanent magnet
Sealing: IP68-rated waterproof
Gear train: 3-stage planetary
Fasteners: All stainless steel
Rope: VRX 35: 50' x 7/32" (15m x 5.5mm) steel, VRX 35-S: 50' x 3/16" (15m x 4.8mm) synthetic
Hook: Zinc plated
Fairlead: VRX 35: Roller, VRX 35-S: Cast aluminum hawse
Primary control: Handlebar-mounted rocker switch
Remote control: Sold Separately
Brake: Mechanical Brake
Mechanical Warranty: Limited lifetime
Electrical Warranty: 3 year

VRX 25 AND 25-S



SPECIFICATIONS

Part number: WN101025 (VRX 25), WN101020 (VRX 25-S)
Rated line pull: 2,500 Lbs. (1134 kg) single-line
Motor: 12V DC permanent magnet
Sealing: IP68-rated waterproof
Gear train: 3-stage planetary
Fasteners: All stainless steel
Rope: VRX 25: 50' x 3/16" (15m x 4.8mm) steel, VRX 25-S: 50' x 3/16" (15m x 4.8mm) synthetic
Hook: Zinc plated
Fairlead: VRX 25: Roller, VRX 25-S: Cast aluminum hawse
Primary control: Handlebar-mounted rocker switch
Remote control: Sold Separately
Brake: Mechanical Brake
Mechanical Warranty: Limited lifetime
Electrical Warranty: 3 year

INDEX

WIDE OPEN PARTS

TIRES & WHEELS

BRAKES

AIR, OIL & FUEL

BATTERY & ELECTRICAL

ENGINE

BEARINGS

BUSHINGS

DRIVELINE

AXLES

BELTS

CONTROLS

TOOLS & CHEMICALS

EXHAUST

ACCESSORIES

**WARN VR EVO WINCHES:
RELIABLE, DURABLE AND AT THE END OF THE DAY, AFFORDABLE.**

With the lowest amp draw and fastest line speed under load, the new VR EVO series of winches are the hardest-working, standard-duty winches WARN has ever made. It's an ultra-reliable upgrade that won't bust your build budget.



CENTER-MOUNTED CONVERTIBLE CONTROL PACK

You can mount the control pack separately from the winch, or keep it attached for an integrated look. Your choice.

WARN VR EVO

THE NEW STANDARD IN STANDARD-DUTY WINCHES

With the lowest amp draw and fastest line speed under load, the new VR EVO series of winches are the hardest-working, standard-duty winches we've ever offered. They feature IP68-rated waterproof construction for performance in all conditions, a two-in-one wireless/corded remote that gives you options when winching, and our legendary reliability—standard. Plus, they're covered by our industry-leading limited lifetime warranty. All VR EVO winches are available at a price that won't pull you out of your budget.

- Available in 8,000, 10,000, and 12,000 lb. capacities
- Choice of durable steel or easy-to-handle synthetic rope
- Rugged, one-piece, cast-aluminum tie plate for added strength and durability
- Heavy-duty, die-cast hawse fairlead
- Two-in-one remote with wired and wireless controls for increased winching options
- Sealed Albright® contactor delivers the ultimate in reliability
- Control pack can be relocated for low-profile installations
- Limited lifetime warranty (mechanical), seven year electrical warranty

WN103250 VR EVO 8, 8,000 lbs. capacity, 90' of 5/16" steel rope and roller fairlead

WN103251 VR8-S, 8,000 lbs. capacity, 90' of 3/8" synthetic rope and black hawse fairlead

WN103252 VR EVO 10, 10,000 lbs. capacity, 90' of 0.3/8" steel rope and roller fairlead

WN103253 VR EVO 10-S, 10,000 lbs. capacity, 90' of 3/8" synthetic rope and black hawse fairlead

WN103254 VR EVO 12, 12,000 lbs. capacity, 85' of 3/8" steel rope and roller fairlead

WN103255 VR EVO 12-S, 12,000 lbs. capacity, 90' of 3/8" synthetic rope and black hawse fairlead



STEALTH SERIES WINCH COVER FOR WARN VR WINCHES

- Weather-resistant and fade-proof for years of good looks
- Mesh back for heat and moisture ventilation
- Front flap opens for access to drum support while cover is on, zipper allows access to clutch handle and remote socket
- Made from premium materials, tailored to fit

WN102642 Fits VR and VR-S winches



TWO-IN-ONE REMOTE

A versatile, two-in-one remote gives users the option, and security, of either wired or wireless connectivity when operating the winch. You have a full-range of options, whatever the terrain or circumstances.

WARN truck winches continue on the next page.

INDEX

WIDE OPEN PARTS

TIRES & WHEELS

BRAKES

AIR, OIL & FUEL

BATTERY & ELECTRICAL

ENGINE

BEARINGS

BUSHINGS

DRIVELINE

AXLES

BELTS

CONTROLS

TOOLS & CHEMICALS

EXHAUST

ACCESSORIES

WARN ZEON PLATINUM WINCHES. THE FUTURE OF WINCHING REDEFINED.

ZEON Platinum delivers unmatched technology and control, no-compromise construction, and world-class performance for those that want the ultimate winch.



ULTIMATE PERFORMANCE FEATURES:

ZEON Platinum's unique features include a remote clutch, Advanced Wireless Control, and the ability to plug 12V accessories directly into the winch.



You get all the features and performance needed for faster, easier recoveries.



WARN ZEON PLATINUM

ULTIMATE PERFORMANCE WINCH

With state-of-the-art features, cutting-edge technology, and world-class engineering, the ZEON Platinum is the future of winching. The one-of-a-kind Advanced Wireless Remote controls the clutch, power in/power out, plus it displays motor temperature and vehicle battery info. It also can control two 12-volt accessories, which can be plugged directly into the winch.

- High-speed motor and unique gear train provides 33% faster line speed than the ZEON, and increased durability
- Available in 10,000 lb. and 12,000 lb. capacities with lightweight, easy-to-handle Spydura synthetic rope or durable steel rope
- Plug two 12V accessories, like lights, directly into the winch and control with remote — no drilling through the firewall
- Full IP68 waterproofing keeps water and the elements out
- New remote clutch - manual clutch has been eliminated
- Large diameter drum reduces rope wear, dissipates brake heat, and features a unique rope anchor system for strength
- Convertible control pack for upright or low-profile mounting options
- Best-in-class cone brake; holds the winch's full-rated load

- Industry-leading warranty: Limited lifetime (mechanical components); seven year (electrical components)
- Designed, engineered and assembled in Clackamas, Oregon

WN92810 (ZEON 10 Platinum) 10,000 lbs. capacity, 80' of 3/8" aircraft-grade wire rope and a roller fairlead

WN92820 (ZEON 12 Platinum) 12,000 lbs. capacity, 80' of 3/8" aircraft-grade wire rope and a roller fairlead

WN92815 (ZEON 10-S Platinum) 10,000 lbs. capacity, 100' of 3/8" WARN Spydura® synthetic rope, a ballistic nylon sliding chafe sleeve, heat-resistant rope coating, and an aluminum hawse fairlead

WN95960 (ZEON 12-S Platinum) 12,000 lbs. capacity, 80' of extra-strong Spydura® Pro synthetic rope and aluminum hawse fairlead



ADVANCED WIRELESS CONTROL

Sophisticated smart device controls operation of the winch, remote clutch, and up to two accessories. Plus it provides operator feedback on motor temp and battery condition

CONTROL PACK RELOCATION KIT FOR ZEON AND ZEON PLATINUM

- Hardware and wiring required to mount control box remotely from winch (short kit pictured).

For ZEON:

WN89970 (Short kit)
WN89960 (Long kit)

For ZEON Platinum:

WN89970 (Short kit)
WN92193 (Long kit)

Additional wiring (optional)

WN93373 Light harness kit (short)
WN93375 Light harness kit (Long)



Advanced Wireless Control Window Mount

Mount the ZEON Platinum wireless remote to your windshield. **WN94437**

STEALTH SERIES WINCH COVER FOR ZEON AND ZEON PLATINUM

- Weather-resistant and fade-proof for years of good looks
- Mesh back for heat and moisture ventilation
- Front flap opens for access to drum support while cover is on, zipper for access to clutch handle and remote socket
- Winch can be used with cover on
- Made from premium materials, tailored to fit

WN102639
Fits ZEON,
ZEON Platinum



WARN truck winches continue on the next page.

INDEX

WIDE OPEN PARTS

TIRES & WHEELS

BRAKES

AIR, OIL & FUEL

BATTERY & ELECTRICAL

ENGINE

BEARINGS

BUSHINGS

DRIVELINE

AXLES

BELTS

CONTROLS

TOOLS & CHEMICALS

EXHAUST

ACCESSORIES

WARN ZEON WINCHES. PREMIUM PERFORMANCE YOU CAN RELY ON

Often copied, but never duplicated—ZEON sets the standard for premium winches. With the advanced design, rugged durability, and premium components—ZEON is built to last.



SPYDURA^{PRO}



PREMIUM FEATURES

From the high-performance high-efficiency motor, to the unique larger the drum diameter, ZEON is engineered to out perform any other winch in it's class

WARN ZEON

ADVANCED, CAPABLE, AND STRONG

The WARN ZEON continues to redefine winching. ZEON is the premium winch line for trucks, Jeeps, and SUVs, and provides unmatched durability, performance, and style. These winches have become top sellers for a good reason: They've been the top choice of editors and off-roaders worldwide, and look as good as they perform.

- Automotive-grade busbars replace unsightly wires for greater electrical efficiency, superior connection, and a cleaner look
- Full metal armor protects vital components from impact and damage
- Twice the corrosion resistance of entry-level winches; rated to 408 hours in rigorous salt-spray tests

- 33 ft/min no-load line speed—22% faster than our Standard Duty winches
 - Full IP68 waterproofing to keep water and the elements out
 - Large diameter drum for longer rope life; unique and durable rope attachment point
 - Convertible control pack for upright or low-profile mounting options
 - Available in 8,000, 10,000, and 12,000 lb. capacities with lightweight, easy-to-handle Spydura synthetic rope or durable steel rope
 - Industry-leading warranty: Limited lifetime (mechanical components); seven year (electrical components)
 - Designed, engineered and assembled in Clackamas, Oregon
- WN88980** ZEON 8, 8,000 lbs. capacity, 100' of 5/16" steel rope and roller fairlead
 - WN89305** ZEON 8-S, 8,000 lbs. capacity, 100' of 3/8" Spydura synthetic rope and polished aluminum hawse fairlead
 - WN88990** ZEON 10, 10,000 lbs. capacity, 80' of 3/8" steel rope and roller fairlead
 - WN89611** ZEON 10-S, 10,000 lbs. capacity, 100' of 3/8" Spydura synthetic rope and polished aluminum hawse fairlead
 - WN89120** ZEON 12, 12,000 lbs. capacity, 80' of 3/8" steel rope and roller fairlead
 - WN95950** ZEON 12-S, 12,000 lbs. capacity, 80' of Spydura Pro synthetic rope and a polished aluminum fairlead

WARN HUB

USE YOUR PHONE TO CONTROL YOUR WINCH

- Control your contactor-equipped truck winch* from up to 100' away using the HUB app and Bluetooth connection on your device
- Full IP68 & IP69K waterproof sealing keeps the elements out
- Easy plug and play setup
- 6' wiring harness allows receiver to be mounted up under the hood for security

* Not compatible with ZEON Platinum winches. Thermometric indicator on 9.5cti and 16.5ti is disabled with HUB system



WN103945 Hub Wireless Receiver for WARN truck winches
WN103955 Hub Wireless Receiver for Smittybuilt winches



WIRELESS RECEIVER



WARN truck winches continue on the next page.

INDEX

WIDE OPEN PARTS

TIRES & WHEELS

BRAKES

AIR, OIL & FUEL

BATTERY & ELECTRICAL

ENGINE

BEARINGS

BUSHINGS

DRIVELINE

AXLES

BELTS

CONTROLS

TOOLS & CHEMICALS

EXHAUST

ACCESSORIES



- INDEX
- WIDE OPEN PARTS
- TIRES & WHEELS
- BRAKES
- AIR, OIL & FUEL
- BATTERY & ELECTRICAL
- ENGINE
- BEARINGS
- BUSHINGS
- DRIVELINE
- AXLES
- BELTS
- CONTROLS
- TOOLS & CHEMICALS
- EXHAUST
- ACCESSORIES



WN100945 Polished

Epic Hyperlink

MULTIPURPOSE DUAL-PIN SHACKLE FOR FASTER, EASIER RIGGING.

- Unique multipurpose dual-pin shackle allows for direct attachment to other recovery accessories for fast, easy rigging
- Quickly attaches to most hooks, straps, snatch blocks, rope extensions, shackle mount links and thimbles, shackles, and soft shackles
- Directly attaches to bumper D-ring mount tabs with at least 1-3/8" clearance from face to center hole
- Body made from ultra-durable forged 6061-T6 billet aluminum; screw pin is forged steel
- Compatible with winches up to 18,000 lbs. (36,000 lb. working load limit); minimum 72,000 lb. ultimate breaking strength
- Available in polished or type III hard-anodized black or gunmetal corrosion-resistant finishes
- Hyperlink is sold individually



WN100630 Black



WN100625 Gunmetal



Optional polyurethane isolator (sold separately) protects your bumper's finish. Sold in pairs.

WN102045 Isolator (red)
WN102120 Isolator (black)



WN100635 Gunmetal



WN100770 Black



WN102050 Isolator (black)
WN101550 Isolator (red)



Epic Sidewinder

REPLACES HOOK AND SHACKLE FOR FAST, EASY, MORE DIRECT LINKAGE TO RECOVERY POINTS.

- Quickly attaches to most bumper recovery points, D-ring shackles, recovery straps, rope extensions, and soft shackles
- Directly attaches to bumper D-ring mount tabs with at least 1-3/8" clearance from face to center hole
- Corrosion, impact, salt, weather, and UV-resistant for long-lasting good looks
- Body made from ultra-durable forged 6061-T6 billet aluminum; screw pin is forged steel
- Optional polyurethane isolator prevents debris from damaging pin shaft and is available in black or red.
- Compatible for winches up to 18,000 lbs.; minimum 64,000 lb. ultimate breaking strength



WN100640 Polished



Epic Winch Hook

Made from ultra-strong forged steel, the WARN Epic Winch Hook with E-coat finish provides maximum protection and reliability against wear and abrasion. Uniquely designed with built-in beverage opener.

- WN92091** For 18,000 lb. capacity winches and under
- WN92090** For 12,000 lb. capacity winches and under
- WN92089** For 5,000 lb. capacity winches and under

Epic Shackle

This forged steel clevis shackle provides a means for connecting the looped ends of cables, straps, and snatch blocks. The WARN Epic Shackle's pin is threaded to allow easy removal. E-coat finish provides maximum protection and reliability against wear and abrasion.

- WN92093** For 18,000 lb. capacity winches and under. 3/4" (20mm) shackle with 7/8" (22mm) pin diameter
- WN92092** For 5,000 lb. (2268 kg) capacity winches and under. 1/2" (12.7mm) shackle with 5/8" (15.9mm) pin diameter

Epic Snatch Block

Used properly, the multi-purpose WARN Epic Snatch Block can double the pulling power of any winch or change your pulling direction without damaging the wire or synthetic rope. It also helps to reduce heat buildup and amp draw during recovery. Finished with E-coat and able to accept both wire and synthetic rope, the forged steel Epic Snatch Block is reliable, durable and ready for action.

- WN93195** Rated to 18,000 lbs.
- WN92188** Rated to 12,000 lbs.
- WN92097** Rated to 5,000 lbs.

Epic Tree Trunk Protector

RIGGING STRAP DESIGNED TO SECURE THE WINCH ROPE TO A TREE OR OTHER STABLE ANCHOR POINTS

The WARN Epic Tree Trunk Protector is designed to help protect a live tree from damage during winching operations and self-recovery situations. The strap is constructed of premium quality nylon with an enclosed red warning marker to indicate damaged webbing. Plus, end loops are reinforced with durable forged steel ring connectors and E-coated for premium protection against wear and abrasion.

- WN92096** 4" x 8' (10cm x 2.4m) Rated to 30,000 lbs.
- WN92094** 1" x 8' (2.5cm x 2.4m) Rated to 7,200 lbs.
- WN92095** 2" x 8' (5cm x 2.4m) Rated to 14,400 lbs.



Epic Recovery Kit

PREMIUM WARN ACCESSORIES IN A DURABLE BACKPACK

This kit includes premium WARN Epic accessories that wear durable powder coatings that protect against abrasion and the elements and stand up to the most rigorous recoveries. The components fit neatly inside the modular backpack, which also acts as a winch line damper, and is easy to transport.

- Two forged 3/4" Epic Shackles with E-coated finish
- Epic Tree Trunk Protector with forged, E-coated end lops
- Epic Snatch Block with E-coated finish
- Premium Recovery Strap
- Winching Gloves with Kevlar reinforcement and synthetic leather
- Back pack carrying case: Made from ballistic material with modular interior. Doubles as line damper.



- WN97565** Kit, for winches up to 12,000 lbs. capacity
- WN97570** Kit, for winches up to 18,000 lbs. capacity
- WN95510** backpack only



Medium-Duty Winch Accessory Kit

FOR WINCHES UP TO 10,000 LBS. EVERYTHING YOU NEED IN ONE KIT

- Includes snatch block, tree protector strap, 2 D-shackles, and 2" x 30' recovery strap
- Heavyweight denier carry bag
- WARN winching gloves

WN88900



Heavy-Duty Winch Accessory Kit

FOR WINCHES UP TO 12,000 LBS.

- Includes snatch block, tree protector, shackle, gloves, choker chain, and 3" x 30' recovery strap
- Compact, camo soft case

WN29460



Multi-Mount Winch Carrier

Mount your WARN winch to this carrier for a portable configuration. Carrier attaches to any 2" front or rear receiver. See app guide for front receiver part numbers.

WN26370

Winch carrier and wiring for front of vehicle. Fits all WARN mid-frame winches, except ZEON and M8274. Winch sold separately.



WN89990 ZEON winch carrier and wiring for front of vehicle. ZEON winch sold separately.

Quick Connect System

POWER CONNECTION FOR PORTABLE WINCHES

- Rear wiring and plug allow convenient connection and disconnection to the battery power source
- Includes the Power Interrupt kit, which allows you to disconnect power with a dash mounted switch



WN32963 Quick Connect kit with 20' battery leads

WN32966 Quick Connect kit with 24' battery leads

PORTABLE WINCH KITS

PRE-ASSEMBLED KITS, READY TO WINCH



ZEON MULTI-MOUNT

WN104179 ZEON 10-S, 10,000 lbs. (4536 kg) capacity with Spydura synthetic rope and polished aluminum hawse fairlead.

XD9I MULTI-MOUNT

WN104183 XD9000i, 9,000 lbs. (4082) capacity with steel rope and hawse fairlead.

Wireless Winch Control

- Control your winch from up to 50' away
- Easy plug-and-play installation
- Sealed for protection against the elements
- Activation sequence guards against accidental power-ups
- Kit includes wireless transmitter, receiver, holster, lanyard and mounting hardware



WN90287 For Truck and Utility Winches. Works with all five-wire truck winches and WARN 3700 DC, 4000 DC, and 4700 DC utility winches

WARN Winch Damper

- Helps to prevent rope recoil in the event of a rope failure
- Rubber-coated center section guards against sliding
- Durable vinyl construction with pocket for accessory storage
- Reflective strip for increased visibility
- Complies with 4WD competition damper requirements

WN91575



Quick Connect Booster Cables

- Provides convenient power connections that utilize the WARN heavy-duty Quick Connect system



WN26769 16' booster assembly with connector clamps and 4' battery lead with plug

WN26771 16' booster assembly with connector clamps (does not include 4' battery lead with plug)

Tree Trunk Protector

- Rigging strap is used to secure winch rope to anchor point
- **WN88897** 2" x 8' Rated to 14,400 lbs. breaking strength
- **WN88995** 4" x 8' Rated to 30,000 lbs. breaking strength.



Premium Recovery Strap

BEST IN THE INDUSTRY. WITH SLIDING WEAR SLEEVE

- Use a recovery strap to "snatch" or pull out a stuck vehicle
- Nylon webbing absorbs the shock of heavy pulls, while the elastic rebound energy aids in quick recovery



WN88922 2" x 30' strap

WN88924 3" x 30' strap

WARN Spydura® and Spydura Pro Synthetic Rope

- Delivers high abrasion resistance and excellent tensile strength
- Coated with urethane for increased UV and chemical resistance
- Includes a high temperature resistant sleeve on the first layer
- A ballistic nylon sliding sleeve provides extra protection against abrasion and wear
- Spydura is rated for winches up to 10,000 lb. capacity
- Spydura Pro is rated for winches up to 12,000 lb. capacity



WN87915 100' of 3/8" diameter Spydura synthetic rope

WN88468 80' of 3/8" diameter Spydura synthetic rope

WN96040 100' of 3/8" diameter Spydura Pro synthetic rope

WN93120 80' of 3/8" diameter Spydura Pro synthetic rope

Snatch Block

- Aids in angled pulls
- Helps reduce winch heat build up and amp draw



WN63490 33,000 lbs. maximum capacity heavy-duty snatch block, with grease port. For winch capacities to 16,500 lbs. with 7/16" wire rope.

WN15640 24,000 lbs maximum capacity heavy-duty snatch block, with grease port. For winch capacities to 12,000 lbs. with 3/8" wire rope.

WN88899 20,000 lbs maximum capacity snatch block, with grease port and overload indicator. For winch capacities to 10,000 lbs. with 5/16" wire rope.



Remote Control Kit

FOR VEHICLE MOUNTED WINCH, 5 PRONG WITH PLASTIC PLUG

- Includes 12' lead and rubber hand grip



WN83665 Standard remote

WN83653 Remote for PowerPlant

WN83669 Remote for Endurance 12.0

WN83658 Remote for 9.5cti/16.5ti

Receiver Shackle Bracket

- Combines a heavy-duty receiver bracket with a 3/4" shackle
- Uses standard Class III receiver hitch as a recovery point



INDEX

WIDE OPEN PARTS

TIRES & WHEELS

BRAKES

AIR, OIL & FUEL

BATTERY & ELECTRICAL

ENGINE

BEARINGS

BUSHINGS

DRIVELINE

AXLES

BELTS

CONTROLS

TOOLS & CHEMICALS

EXHAUST

ACCESSORIES



WIRELESS RECEIVER

USE YOUR PHONE TO CONTROL YOUR WINCH

Control your WARN AXON, VRX, ProVantage, or Vantage powersports winch with your Bluetooth-enabled smart device

This state-of-the-art wireless control system allows you to operate your powersports winch using the Bluetooth connection on your smart device. The IP68 waterproof HUB Wireless Receiver connects to your winch, and then our free custom-developed app for either iOS or Android communicates with the receiver via Bluetooth signal. Your smart device will be able to operate the winch from up to 100' away and monitor your vehicle's battery voltage. AXON versions will also let you observe the winch's load and winch's motor temperature so you know exactly what's going on during a recovery.



For AXON winches
WN103940



For VRX, ProVantage,
and Vantage winches
WN103950

- Control your WARN AXON, VRX, ProVantage, and Vantage winch wirelessly from up to 100' away using the Bluetooth connection on your smart device and our free app
- Easy plug-and-play setup
- When paired, HUB lets you control your winch and provides voltage info. AXON winches also display load and motor temperature information
- VRX, ProVantage, and Vantage versions are wired directly to the winch's contactor.
- Mounts to any tube or flat surface with built-in mounting features and includes zip ties
- Multi-color LED indicates receiver status
- Rugged construction features fully potted and IP68 sealed electronics
- VRX, ProVantage, and Vantage versions include 6' wiring harness allowing receiver to be mounted up under the hood for security.



WARN wireless hub and accessories continue on the next page.

- INDEX
- WIDE OPEN PARTS
- TIRES & WHEELS
- BRAKES
- AIR, OIL & FUEL
- BATTERY & ELECTRICAL
- ENGINE
- BEARINGS
- BUSHINGS
- DRIVELINE
- AXLES
- BELTS
- CONTROLS
- TOOLS & CHEMICALS
- EXHAUST

ACCESSORIES



WARN EPIC ACCESSORIES

Featuring a WARN-exclusive 12-stage coating process; utilizing e-coat and powder coatings, these market-leading accessories deliver visual appeal, improved impact-resistance and a longer wear cycle than standard winch accessories.

EPIC TREE TRUNK PROTECTOR

The WARN Epic Tree Trunk Protector Strap is designed to help protect a live tree from damage during winching operations and self-recovery situations. The strap is constructed of premium quality nylon with an encased red warning marker to indicate damaged webbing. Plus, end loops are reinforced with durable ring connectors and e-coated and powder coated for premium protection against wear and abrasion. The 1" x 8' Tree Trunk Protector is rated to 7,200 lbs.

WN92094 1" x 8' (2.5cm x 2.4m)
Rated to 7,200 lbs. (3266 kg)



EPIC SHACKLE

The Epic Shackle provides a means for connecting the looped ends of cables, straps, and snatch blocks. The shackle's pin is threaded to allow easy removal. Rated for 5,000 lb. capacity winches and under.

WN92092 1/2" (12.7mm) shackle with 5/8" (15.9mm) pin diameter For 5,000 lb. (2268 kg) capacity winches and under.



EPIC WINCH HOOK

The WARN Epic Winch Hook provides maximum protection and reliability against wear and abrasion. It's also been uniquely designed with a built-in beverage opener. The hook is rated for 5,000 lb. capacity winches and under.

WN92089
For 5,000 lb. (2268 kg) capacity winches and under



TOOL ROLL RECOVERY KIT

This compact recovery kit offers must-have Powersports winching accessories in one convenient tool roll. The kit includes:

- A tool roll, two 1/2" (12.7mm) shackles, a tree strap, and winching gloves
- The tool roll is constructed of durable ballistic nylon with secure hook-and-loop enclosure that firmly attaches to ATV racks or Side x Side roll bars
- Includes additional storage space for other accessories and tools
- Tool roll doubles as a winch line damper for increased safety during recovery
- Includes easy-to-follow basic rigging illustrations printed directly on the inside of the tool roll.

WN99901



EPIC SNATCH BLOCK

Able to accept both wire and synthetic rope, the Epic Snatch Block is reliable, durable, and ready for action. When used properly, the multi-purpose snatch block can double the pulling power of any winch or change your pulling direction without damaging the rope. It also helps to reduce heat buildup and amp draw during recovery. Rated for 5,000 lb. winch capacities and under.

WN92097
Rated for 5,000 lbs. (2268 kg) winch capacity and under



INDEX

WIDE OPEN PARTS

TIRES & WHEELS

BRAKES

AIR, OIL & FUEL

BATTERY & ELECTRICAL

ENGINE

BEARINGS

BUSHINGS

DRIVELINE

AXLES

BELTS

CONTROLS

TOOLS & CHEMICALS

EXHAUST

ACCESSORIES

WARN wireless hub and accessories continue on the next page.

MULTI-MOUNT PORTABLE WINCH SYSTEM FOR ATVS AND SIDE X SIDES

If your ATV or Side x Side has a 1¼" or 2" Class I front or rear receiver, then the Multi-Mount carrier is a versatile way to mount a WARN® winch. Plus, it allows you to quickly remove the winch whenever you want.

The Multi-Mount works by simply bolting a WARN winch to the carrier, installing the Quick Connect wiring kit, and inserting the carrier into the receiver.

HOW TO ORDER You'll need three items:



Winch



Winch Carrier



Wiring Kit

ATV WITH A 1¼" RECEIVER:

1. Choose a VRX 25 or VRX 35 winch.
2. Winch carrier designed to fit 1¼" receiver. **WN70925**
3. 50 amp Quick Connect wiring kit for both front and back of vehicle. Includes 20" winch lead, 48" front battery lead and 96" rear battery lead. **WN70918**

SIDE X SIDE WITH A 1¼" RECEIVER:

1. Choose a VRX 25 or VRX 35 winch.
2. Winch carrier designed to fit 1¼" receiver. **WN70925**
3. 50 amp Quick Connect wiring kit for both front and back of vehicle. Includes 20" winch lead, 48" front battery lead, and 120" rear battery lead. **WN70928**

SIDE X SIDE WITH A 2" RECEIVER:

1. Choose a VRX 45 winch.
2. Winch carrier designed to fit 2" receiver. **WN70919**
3. 175 amp Quick Connect wiring kit for both front and back of vehicle. Includes 20" winch lead, 48" front battery lead, and 120" rear battery lead. **WN70920**

ATV A WITH 2" RECEIVER:

1. Choose a VRX 25 or VRX 35 winch.
2. Winch carrier designed to fit 2" receiver. **WN70917**
3. 50 amp Quick Connect wiring kit for both front and back of vehicle. Includes 20" winch lead, 48" front battery lead, and 120" rear battery lead. **WN70928**



EPIC HAWSE FAIRLEADS

Constructed of aluminum, with a gunmetal powder coat finish. Designed with a large opening radius to help minimize rope wear. For use with synthetic rope only.

WN100967 Epic Hawse Fairlead (short), replacement for AXON 35 and 45RC, upgrade for VRX 25 and 35, ProVantage 2500 and 3500, and Vantage 2000 and 3000 winch lines.

WN100968 Epic Hawse Fairlead (long), replacement for AXON 45 and 55, upgrade for VRX 45, ProVantage 4500, and Vantage 4000 winch lines.

ROLLER FAIRLEAD

Reduces excessive wear on your winch rope and aids in angled pulls.



WN28929 Replacement for VRX 25, and Vantage 2000 and 3000

WN100965 Replacement for VRX 35 and AXON 35

WN100966 Replacement for VRX 45, AXON 45 and 55, Vantage 4000

WN69373 Replacement for ProVantage 2500 and 3500

WN82550 Replacement for ProVantage 4500

REPLACEMENT HAWSE FAIRLEADS

Designed to be used with synthetic rope, and to decrease the possibility of fraying. Replacements available for VRX, ProVantage and Vantage powersports winches.

WN94244 Replacement fairlead for Vantage 4000-S. Cast aluminum construction with durable black powdercoat finish. 7.37" wide.

WN94242 Replacement fairlead for Vantage 2000-S and 3000-S. Cast aluminum construction with durable black powdercoat finish. 6.25" wide.



WARN wireless hub and accessories continue on the next page.

INDEX

WIDE OPEN PARTS

TIRES & WHEELS

BRAKES

AIR, OIL & FUEL

BATTERY & ELECTRICAL

ENGINE

BEARINGS

BUSHINGS

DRIVELINE

AXLES

BELTS

CONTROLS

TOOLS & CHEMICALS

EXHAUST

ACCESSORIES

MULTI-MOUNT ACCESSORIES AND REPLACEMENT PARTS



POWER LEADS WITH QUICK CONNECT PLUG

50 amp—for use with Powersports winches, 3500 lbs. capacity and less

- WN70939** (20" winch lead)
- WN72886** (48" battery lead)
- WN72888** (96" battery lead)
- WN70927** (120" battery lead)
- WN22681** (Quick Connect plugs only)

175 amp—for use with Powersports winches 4,000 lbs. capacity and higher

- WN36080** (28" winch lead)
- WN70926** (48" battery lead)
- WN26405** (90" battery lead)
- WN70717** (120" battery lead)
- WN22680** (Quick Connect plugs only)

Wiring Kit (for use with Powersports winches, 3500 lbs. capacity and less)

Designed for the Multi-Mount owner who wants to wire a second bike. Kit includes front and rear power leads with 50 amp Quick Connect plugs, remote control plug with wiring harness, electrical contactor and installation wires.

WN64874

SYNTHETIC ROPE CONVERSION KITS

For use with WARN Powersports winches with aluminum drums. All kits include synthetic rope, rock guard sleeve and fairlead.



WN100969 Epic Hawse Fairlead (short) and 50' of Spydura synthetic rope for AXON 35 and 45RC, upgrade for VRX 25 and 35, ProVantage 2500 and 3500, and Vantage 2000 and 3000 winch lines.

WN100970 Epic Hawse Fairlead (long) and 50' of Spydura synthetic rope for AXON 45 and 55, upgrade for VRX 45, ProVantage 4500, and Vantage 4000 winch lines.

WN72128 For ProVantage 2500 and 3500, Vantage 2000 and 3000. Includes 50' of 3/16" diam. rope with roller fairlead

STEEL RECEIVER SHACKLE BRACKET

Utilizes a 1/4" Class I receiver as a recovery or pulling point.

WN62041

(Includes bracket, hitch pin and shackle).

WN28884 (Shackle only) For 2" receivers use **WN29312**

Hitch Cover

For 2" receiver (black rubber). PN 37509



Dust Caps For Quick Connect Plugs

WN60917 for 50 amp plugs.
WN69847 for 175 amp plugs.



SYNTHETIC ROPE EXTENSION

Includes lightweight 1/4" diameter rope, which attaches to the winch cable for an additional 50' of distance. 4,000 lb. single line capacity.

WN69069

REPLACEMENT ROPE FOR POWERSPORTS WINCHES

Strong, lightweight, and easy-to-handle synthetic, or durable long lasting steel winch rope. Available in a variety of lengths and diameters. Synthetic ropes include sliding wear sleeve.

WINCH MODEL	PART NUMBER	ROPE INFORMATION		ROPE PART NUMBERS	
		LENGTH	DIAMETER	WIRE	SYNTHETIC
ProVantage 2500	WN90250	50' (15.2m)	3/16" (4.8 mm)	WN60076	
ProVantage 2500-s	WN90251	50' (15.2m)	3/16" (4.8 mm)		WN73599
ProVantage 3500	WN90350	50' (15.2m)	3/16" (4.8 mm)	WN60076	
ProVantage 3500-s	WN90351	50' (15.2m)	3/16" (4.8 mm)		WN73599
ProVantage 4500	WN90450	55' (16.8m)	7/32" (5.6 mm)	WN68851	
ProVantage 4500-s	WN90451	55' (16.8m)	7/32" (5.6 mm)		WN77835
Vantage 2000	WN89020	50' (15.2m)	5/32" (3.9 mm)		
Vantage 2000-s	WN89021	50' (15.2m)	5/32" (3.9 mm)		
Vantage 3000	WN89030	50' (15.2m)	3/16" (4.8 mm)	WN60076	
Vantage 3000-s	WN89031	50' (15.2m)	3/16" (4.8 mm)		WN73599
Vantage 4000	WN89040	55' (16.8m)	7/32" (5.6 mm)	WN68851	
Vantage 4000-s	WN89041	55' (16.8m)	7/32" (5.6mm)		WN77835
VRX 25	WN101025	50' (15.2m)	3/16" (4.8 mm)	WN60076	
VRX 25-S	WN101020	50' (15.2m)	3/16" (4.8 mm)		WN73599
VRX 35	WN101035	50' (15.2m)	7/32" (5.6 mm)	WN100972	
VRX 35-S	WN101030	50' (15.2m)	3/16" (4.8 mm)		WN73599
VRX 45	WN101045	50' (15.2m)	1/4" (6.35mm)	WN100973	
VRX 45-S	WN101040	50' (15.2m)	1/4" (6.35mm)		WN100975
AXON 35	WN101135	50' (15.2m)	7/32" (5.6 mm)	WN100972	
AXON 35-S	WN101130	50' (15.2m)	3/16" (4.8 mm)		WN73599
AXON 45	WN101145	50' (15.2m)	1/4" (6.35mm)	WN100973	
AXON 45-S	WN101140	50' (15.2m)	1/4" (6.35mm)		WN100975
AXON 45RC	WN101240	27' (8.23m)	1/4" (6.35mm)		WN100976
AXON 55	WN101155	50' (15.2m)	1/4" (6.35mm)	WN100973	
AXON 55-S	WN101150	50' (15.2m)	1/4" (6.35mm)		WN100975

WARN wireless hub and accessories continue on the next page.

INDEX

WIDE OPEN PARTS

TIRES & WHEELS

BRAKES

AIR, OIL & FUEL

BATTERY & ELECTRICAL

ENGINE

BEARINGS

BUSHINGS

DRIVELINE

AXLES

BELTS

CONTROLS

TOOLS & CHEMICALS

EXHAUST

ACCESSORIES

EPIC TRAIL GEAR FOR YOUR RIG

You've got your winch and your recovery kit, but what else? The new line of Epic Trail Gear tactical bags features Integrated MOLLE compatible PALS webbing that attaches directly and securely to your off-road vehicles and lets you customize the way you store, and access, the things you need.

STORAGE BAGS

Available in multiple configurations for a variety of locations, these bags are UV-stable, weather-resistant, and built tough with marine-grade vinyl, premium zippers, straps, and fabrics.



TRIANGLE BAG

Attaches to triangular section on roll bars

WN102649



MOLLE STORAGE BAG

Attaches to any MOLLE system

WN102648



STANDARD-DUTY ROLL BAR FIRE EXTINGUISHER HOLDER

Securely holds 1 lb., 2.5 lb., and 5 lb. extinguishers with three hook-and-loop straps

WN102656



ROLL BAR CYLINDER BAG

Attaches to vehicle's roll bar with heavy-duty nylon straps

WN102652 Large
WN102651 Medium



PREMIUM ROLL BAR FIRE EXTINGUISHER HOLDER

Equipped with stretch material to securely hold and protect extinguisher. Accommodates 2.5 lb. units

WN102657



PASSENGER GRAB HANDLE BAG

Attaches to passenger-side grab handle

WN102646 Slim
WN102644 Full-Size



INDEX

WIDE OPEN PARTS

TIRES & WHEELS

BRAKES

AIR, OIL & FUEL

BATTERY & ELECTRICAL

ENGINE

BEARINGS

BUSHINGS

DRIVELINE

AXLES

BELTS

CONTROLS

TOOLS & CHEMICALS

EXHAUST

ACCESSORIES

KFI SNOW PLOW BLADES



KFI Pro-Series Straight Blades

Specifications:

- Available in ATV 48", 54" and 60" and UTV 66" and 72"
- 11GA Steel Blade
- 3/16" Grade 50 steel gusseting
- Shot Blasted before powder coating
- Powder Coated TOUGH - Metallic Silver
- 16" Blade Height (without snow flap)
- 2-Sided 3/16" Grade 50 Steel Wear Bar attached with Grade 8 Bolts
- Fully Adjustable HEAVY-DUTY Skid Pads
- Snow Flap NOT included on 54" or 60" ATV Blades (sold separately)
- Snow Flap included on 66" and 72" UTV Blade
- 66" and 72" UTV Blade includes added gusseting and support

- KP048** 48" ATV Pro-Series Straight Blade
- KP054** 54" ATV Pro-Series Straight Blade
- KP060** 60" ATV Pro-Series Straight Blade
- KP066** 66" UTV Pro-Series Straight Blade
- KP072** 72" UTV Pro-Series Straight Blade



Straight Blade



KFI Pro-Poly UTV/ATV Straight Blades

Specifications:


- Grade 50 Steel Rib and Structure construction
- Shot Blasted and powder Coated Black
- Black Poly face
- Includes Plow Markers
- 60", 66" and 72" options
- Includes snow flap
- Dual Curvature face for supreme Snow moving
- 21" vertical blade face height with an approximate 27" height with snow flap.
- Works with current 105635 UTV Tube System
- Heavy Duty 1/2" thick Adjustable Skids
- More information to follow




- KP860** 60" ATV/UTV Pro-Poly Series Plow Blade
- KP866** 66" UTV Pro-Poly Series Plow Blade
- KP872** 72" UTV Pro-Poly Series Plow Blade

KFI Pro-Poly Accessories


- KW105810** Poly Plow Replacement Markers (Pair)
- KW106110** Poly Plow Tapered Side Shield - DRIVERS
- KW106115** Poly Plow Tapered Side Shield - PASSENGERS
- KW106120** Poly Plow Box Side Shield (One Only)



KW105810



KW106110 shown



KW106120

KFI ATV Flex Plow Blade

Specifications:

- Lightweight Blade fully assembled at 25lbs.
- 50" width Flexible Black Poly Vacuum formed face
- 3/16" and 10 gauge Grade 50 Steel Rib and Frame construction
- Shot Blasted and Powder Coated Black
- 2-Sided 3/16" Grade 50 Steel wear bar
- 17" Vertical blade face height
- Works with current KFI No.105000 or 105590 ATV Tube System
- 1/4" thick Adjustable Skids

- KW105950** 50" ATV Lightweight Flex Blade



WARN wireless hub and accessories continue on the next page.



- INDEX
- WIDE OPEN PARTS
- TIRES & WHEELS
- BRAKES
- AIR, OIL & FUEL
- BATTERY & ELECTRICAL
- ENGINE
- BEARINGS
- BUSHINGS
- DRIVELINE
- AXLES
- BELTS
- CONTROLS
- TOOLS & CHEMICALS
- EXHAUST
- ACCESSORIES



PLOW BASE/PUSH TUBES


UTV FRONT-Mount System

- Uses (2) 5/8" Pins to mount
- 3/8" Grade 50 Attachment Bracket
- 30"+ (or greater) lift height
- (3) Position Blade, Up to 25° to either side





ATV MID-Mount System

- Uses (2) 3/8" Pins to mount
- Integrated Manual Lift brackets
- 1/4" Grade 50 Attachment Bracket
- 40-50% more lift height than the competition
- Works with Cycle Country ATV Mid-Mounts
- (5) Position Blade, Up to 25° to either side



BLADE	25° Path Loss	25° Side Gain
48"	3.91"	1.57"
54"	4.19"	1.29"
60"	4.47"	1.01"
60" T	4.65"	1.24"
66"	4.76"	1.07"
72"	5.05"	0.79"



KFI plow mounts continue on the next page.

INDEX

WIDE OPEN PARTS

TIRES & WHEELS

BRAKES

AIR, OIL & FUEL

BATTERY & ELECTRICAL

ENGINE

BEARINGS

BUSHINGS

DRIVELINE

AXLES

BELTS

CONTROLS

TOOLS & CHEMICALS

EXHAUST

ACCESSORIES

ATV Plow Mounts by KFI®



ARCTIC CAT					
MODEL	YEAR	MODEL SPECIFIC PLOW MOUNT #	TUBE #	UNIVERSAL PLOW MOUNT #105745	HYBRID SYSTEM #105590/105500
250 2x4 / 4x4	99-05				Yes
250 UTILITY 2x4	06-09	KP205	KP500	KP745	
300 2x4 / 4x4	98-05				Yes
300 UTILITY 2x4	10-16	KP205	KP500	KP745	
350 CR 4x4	11-12		KP500	KP745	Yes
366 4x4	08-11		KP500	KP745	Yes
375 2x4 / 4x4	2002	KP035	KP500	KP745	Yes
400 2x4 / 4x4	96-01				Yes
400 2x4 / 4x4	02-08	KP035	KP500	KP745	Yes
400 ALTERRA 4x4	16-17		KP500	KP745	Yes
400 CR 4x4	13-15		KP500	KP745	Yes
400 TBX 4x4	05-06	KP035	KP500	KP745	Yes
400 TRV 4x4	06-14	KP035	KP500	KP745	Yes
425 CR 4x4	11-13		KP500	KP745	Yes
450 4X4	10-12	KP035	KP500	KP745	Yes
450 4x4	14-15		KP500	KP745	Yes
450 ALTERRA 4x4	2016		KP500	KP745	Yes
450 TRV 4x4	11-15	KP035	KP500	KP745	Yes
450 XC	11-17		KP500	KP745	Yes
454 2x4 / 4x4	1998				Yes
500 4x4	98-01				Yes
500 2x4 / 4x4	02-17	KP035	KP500	KP745	Yes
500 ALTERRA 4x4	2016	KP825	KP500		Yes
500 ALTERRA 4x4	17-18	KW6085	KP500	KP745	Yes
500 ALTERRA TRV 4x4	2017		KP500	KP745	Yes
500 TBX 4x4	02-06	KP035	KP500	KP745	Yes
500 TRV 4x4	03-15	KP035	KP500	KP745	Yes
500 XR (ALTERRA) 4x4	2015	KP825	KP500		Yes
550 4x4	09-14	KP035	KP500	KP745	Yes
550 ALTERRA 4x4	2016	KP825	KP500		Yes
550 ALTERRA TRV 4x4	2017		KP500	KP745	Yes
550 TRV 4x4	09-16	KP035	KP500	KP745	Yes
550 XR (ALTERRA) 4x4	2015	KP825	KP500		Yes
570 ALTERRA (XT, EPS)	19-20	KP825	KP500		Yes
650 4x4	04-12	KP035	KP500	KP745	Yes
650 TBX 4x4	07-09	KP035	KP500	KP745	Yes
650 TRV 4x4	07-09	KP035	KP500	KP745	Yes
700 4x4	06-17	KP035	KP500	KP745	Yes
700 ALTERRA TBX 4x4	17-20	KP035	KP500	KP745	Yes
700 ALLTERRA TRV 4x4	17-21		KP500	KP745	Yes
700 ALTERRA VLX 4x4	2018	KP035	KP500	KP745	Yes
700 ALTERRA (XT) 4x4	16-21	KP825	KP500		Yes
700 TBX 4x4	10-17	KP035	KP500	KP745	Yes
700 TRV 4x4	08-16	KP035	KP500	KP745	Yes
700 VLX	2017	KP035	KP500	KP745	Yes
700 XR (ALTERRA) 4x4	2015	KP825	KP500		Yes
1000 4x4	08-17	KP035	KP500	KP745	Yes
1000 ALTERRA TRV 4x4	2017		KP500	KP745	Yes
1000 TRV 4x4	09-16	KP035	KP500	KP745	Yes

- INDEX
- WIDE OPEN PARTS
- TIRES & WHEELS
- BRAKES
- AIR, OIL & FUEL
- BATTERY & ELECTRICAL
- ENGINE
- BEARINGS
- BUSHINGS
- DRIVELINE
- AXLES
- BELTS
- CONTROLS
- TOOLS & CHEMICALS
- EXHAUST
- ACCESSORIES

KFI ATV plow mounts continue on the next page.



KFI ATV PLOW MOUNTS

ALL KFI PRODUCTS



CAN AM

MODEL	YEAR	MODEL SPECIFIC PLOW MOUNT #	TUBE #	UNIVERSAL PLOW MOUNT #105745	HYBRID SYSTEM #105590/105500
400 Outlander	06-15	KP040	KP500		
400 Outlander MAX	06-15	KP040	KP500		
450 Outlander	17-21	KP445	KP500	KP745	
450 Outlander 6x6	19-20	KP445	KP500	KP745	
450 Outlander 6x6 MAX	19-21	KP445	KP500	KP745	
450 Outlander MAX	17-21	KP445	KP500	KP745	
450 Outlander L	15-16	KP445	KP500	KP745	
450 Outlander L MAX	15-16	KP445	KP500	KP745	
500 Outlander	07-12	KP040	KP500		
500 Outlander	13-15	KP445	KP500	KP745	
500 Outlander MAX	07-12	KP040	KP500		
500 Outlander MAX	13-15	KP445	KP500	KP745	
500 Outlander L	2015	KP445	KP500	KP745	
500 Outlander L MAX	2015	KP445	KP500	KP745	
500/650 Quest	02-04	KP195	KP500	KP745	
500/650 Traxter	99-05	KP195	KP500	KP745	
500 Renegade	08-12	KP040	KP500		
500 Renegade	13-15	KP445	KP500	KP745	
570 Outlander	17-21	KP445	KP500	KP745	
570 Outlander L	2016	KP445	KP500	KP745	
570 Outlander L MAX	2016	KP445	KP500	KP745	
570 Outlander MAX	16-21	KP445	KP500	KP745	
570 Outlander XMR	16-21	KP445	KP500	KP745	
570 Renegade	16-21	KP445	KP500	KP745	
570 Renegade XMR	17-21	KP445	KP500	KP745	
650 Outlander	06-12	KP040	KP500		
650 Outlander	13-21	KP445	KP500	KP745	
650 Outlander 6x6	15-20	KP445	KP500	KP745	
650 Outlander 6x6 MAX	19-21	KP445	KP500	KP745	
650 Outlander MAX	06-12	KP040	KP500		
650 Outlander MAX	13-21	KP445	KP500	KP745	
650 Outlander XMR	13-21	KP445	KP500	KP745	
650 Renegade	2019	KP445	KP500	KP745	
800 Outlander	06-09	KP040	KP500		
800 Outlander	12-15	KP445	KP500	KP745	
800 Outlander MAX	06-12	KP040	KP500		
800 Outlander MAX	13-15	KP445	KP500	KP745	
800 Outlander XMR	2012	KP040	KP500		
800 Outlander XMR	2015	KP445	KP500	KP745	
800 Outlander R	10-11	KP040	KP500		
800 Outlander R MAX	10-11	KP040	KP500		
800 Renegade	07-11	KP040	KP500		
800 Renegade	12-15	KP445	KP500	KP745	
800 Renegade X	08-11	KP040	KP500		
850 Outlander	16-21	KP445	KP500	KP745	
850 Outlander MAX	16-21	KP445	KP500	KP745	
850 Outlander XMR	16-21	KP445	KP500	KP745	
850 Renegade	16-21	KP445	KP500	KP745	
850 Renegade XMR	17-19	KP445	KP500	KP745	
850 Renegade XXC	20-21	KP445	KP500	KP745	
1000 Outlander	12-19	KP445	KP500	KP745	
1000 Outlander 6x6	14-19	KP445	KP500	KP745	
1000 Outlander 6x6 MAX	19-21	KP445	KP500	KP745	
1000 Outlander MAX	13-19	KP445	KP500	KP745	
1000 Outlander XMR	13-21	KP445	KP500	KP745	
1000 Outlander R	19-21	KP445	KP500	KP745	

KFI ATV plow mounts continue on the next page.

ALL KFI PRODUCTS



CAN AM

MODEL	YEAR	MODEL SPECIFIC PLOW MOUNT #	TUBE #	UNIVERSAL PLOW MOUNT #105745	HYBRID SYSTEM #105590/105500
1000 Outlander R MAX	19-21	KP445	KP500	KP745	
1000 Renegade	12-19	KP445	KP500	KP745	
1000 Renegade R	18-19	KP445	KP500	KP745	
1000 Renegade XMR	17-21	KP445	KP500	KP745	
1000 Renegade XXC	20-21	KP445	KP500	KP745	

CF MOTO

MODEL	YEAR	MODEL SPECIFIC PLOW MOUNT #	TUBE #	UNIVERSAL PLOW MOUNT #105745	HYBRID SYSTEM #105590/105500
CF500 / A	'08-11		KP500	KP745	Yes
CFORCE 400	16-21	KP750	KP500		
CFORCE 500 / S	17-21	KP750	KP500		
CFORCE 500	'05-12		KP500	KP745	Yes
CFORCE 500	'13-16	KP130	KP500	KP745	Yes
CForce 500 HO	15-18	KP750	KP500		
CFORCE 600	'13-14	KP130	KP500	KP745	Yes
"CFORCE 600 (Models: TOURING / S / L)"	19-21	KW6105	KP500		
CFORCE 800	'13-17	KP130	KP500	KP745	
CFORCE 800 / XC	19-21	KP6055	KP500		
X5	2009		KP500	KP745	Yes
X5 / X6 / X8	'12-14	KP130	KP500	KP745	Yes

HONDA

MODEL	YEAR	MODEL SPECIFIC PLOW MOUNT #	TUBE #	UNIVERSAL PLOW MOUNT #105745	HYBRID SYSTEM #105590/105500
TRX250	'98-12		KP500	KP745	
TRX300 4x4	'93-00		KP500	KP745	Yes
TRX350 Rancher	'00-03			KP745	
TRX350 Rancher	'04-06	KP220	KP500	KP745	Yes
TRX400 Foreman	'95-02	KP210	KP500		Yes
TRX400 Rancher	'04-07	KP220	KP500	KP745	Yes
TRX420 Rancher 2x4 (all Models)	'07-13	KP045	KP500	KP745	Yes
TRX420 Rancher 2x4 (all Models)	'15-21	KP800	KP500	KP745	Yes
TRX420 Rancher 4X4 (all Models)	'07-13	KP045	KP500	KP745	Yes
TRX420 Rancher 4X4 IRS	2014	KP045	KP500	KP745	Yes
TRX420 Rancher 4X4 SRA	2014	KP800	KP500	KP745	Yes
TRX420 Rancher 4X4 (all Models)	'15-21	KP800	KP500	KP745	Yes
TRX450 Foreman	'98-04	KP210	KP500		Yes
TRX500 Foreman (FA/FE/FM)	'05-06	KP055	KP500	KP745	Yes
TRX500 Foreman (FE/FM/FPE/FPM)	'07-11	KP055	KP500	KP745	Yes
TRX500 Foreman (All Models)	'12-13	KP045	KP500	KP745	Yes
TRX500 Foreman (All Models)	'14-19	KP800	KP500	KP745	Yes
TRX520 Foreman (All Models)	'20-21	KP800	KP500	KP745	Yes
TRX500 Rubicon (All Models)	'01-04	KP215	KP500	KP745	Yes
TRX500 Rubicon (FA/FGA)	'05-06	KP055	KP500	KP745	Yes
TRX500 Rubicon (All Models)	'07-14	KP055	KP500	KP745	Yes
TRX500 Rubicon (All Models)	'15-19	KP800	KP500	KP745	Yes
TRX520 Rubicon (All Models)	'20-21	KP800	KP500	KP745	Yes
TRX650 Rincon (FA/FGA)	'03-05	KP050	KP500	KP745	Yes
TRX680 Rincon (FA/FGA)	'06-21	KP050	KP500	KP745	Yes

- INDEX
- WIDE OPEN PARTS
- TIRES & WHEELS
- BRAKES
- AIR, OIL & FUEL
- BATTERY & ELECTRICAL
- ENGINE
- BEARINGS
- BUSHINGS
- DRIVELINE
- AXLES
- BELTS
- CONTROLS
- TOOLS & CHEMICALS
- EXHAUST
- ACCESSORIES



KFI ATV plow mounts continue on the next page.

KFI ATV PLOW MOUNTS

ALL KFI PRODUCTS



JOHN DEERE

MODEL	YEAR	MODEL SPECIFIC PLOW MOUNT	TUBES	UNIVERSAL PLOW MOUNT #105745	HYBRID SYSTEM #105590/105500
500 John Deere Buck	'04-06	KP195	KP500	KP745	
500 John Deere Trail Buck	'04-05	KP195	KP500	KP745	
650 John Deere Buck	'04-06	KP195	KP500	KP745	
650 John Deere Trail Buck	'04-05	KP195	KP500	KP745	

KAWASAKI

MODEL	YEAR	MODEL SPECIFIC PLOW MOUNT #	TUBE #	UNIVERSAL PLOW MOUNT #105745	HYBRID SYSTEM #105590/105500
300 Brute Force	'12-21		KP500	KP745	
360 Prairie	'02-12	KP070	KP500	KP745	Yes
400 Prairie	'97-12		KP590 Kit		Yes
650 Brute Force 4x4	'05-14	KP070	KP500	KP745	Yes
650 Brute Force 4x4i	'06-14	KP065	KP500	KP745	Yes
650 Prairie 4x4	'01-03	KP070	KP500	KP745	Yes
700 Prairie 4x4	'04-06	KP070	KP500	KP745	Yes
750 Brute Force 4x4, 4x4i, 4x4i EPS	'05-21	KP065	KP500	KP745	Yes

KYMCO

MODEL	YEAR	MODEL SPECIFIC PLOW MOUNT #	TUBE #	UNIVERSAL PLOW MOUNT #105745	HYBRID SYSTEM #105590/105500
MXU375	'09-12		KP500	KP745	Yes
MXU450i	'12-16		KP500	KP745	Yes
MXU500	'07-12		KP500	KP745	Yes
MXU500i	'13-16		KP500	KP745	Yes
MXU700i	'13-16		KP500	KP745	Yes

POLARIS

MODEL	YEAR	MODEL SPECIFIC PLOW MOUNT #	TUBE #	UNIVERSAL PLOW MOUNT #105745	HYBRID SYSTEM #105590/105500
250 Trail Boss 2x4	88-99	KP190	KP500		
300 ATP	'04-05	KP080	KP500		
300 Hawkeye	'06-08		KP500	KP745	
300 Sportsman	'06-08		KP500	KP745	
325 ACE	'14-16	KP630	KP500		
325 Sportsman ETX	2015	KP080	KP500		
330 Magnum 4x4	'03-06	KP080	KP500		
335 Sportsman	98-00	KP080	KP500		
350 2x4 / 4x4 / 6x6	89-93	KP190	KP500		
400 2x4 / 4x4 / 6x6	94-97	KP190	KP500		
400 Scrambler	98-99				Yes
400 Sportsman	'01-05	KP080	KP500		Yes
400 Sportsman	'11-14	KP080	KP500		Yes
400 Sportsman (Hawkeye)	'08-10		KP500	KP745	
400 Big Boss 6x6	1995	KP190	KP500		
425 Magnum 4x4 / 4x6	95-98	KP190	KP500		
445 Diesel	1999	KP080	KP500		
450 Sportsman	'06-07	KP080	KP500		
450 Sportsman	16-21	KP080	KP500		
500 ACE	'17-19	KP630	KP500		
500 ATP	'04-05	KP080	KP500		
500 Magnum 4x4	2002	KP080	KP500		
500 Sportsman	'11-13	KP080	KP500		Yes

KFI ATV plow mounts continue on the next page.

ALL KFI PRODUCTS



POLARIS					
MODEL	YEAR	MODEL SPECIFIC PLOW MOUNT #	TUBE #	UNIVERSAL PLOW MOUNT #105745	HYBRID SYSTEM #105590/105500
500 Sportsman	'96-13	KP080	KP500		Yes
500 Sportsman Touring	'08-13				Yes
500 Sportsman X2	'06-09				Yes
550 Sportsman	'09-14	KP075	KP500	KP745	Yes
550 Sportsman Touring	'10-14	KP075	KP500	KP745	Yes
550 Sportsman X2	'10-14	KP075	KP500	KP745	Yes
570 ACE / SP	'15-19	KP630	KP500		
570 Sportsman	'14-21	KP080	KP500		
570 Sportsman SP	'15-21	KP080	KP500		
570 Sportsman Touring	'14-21	KP080	KP500		
570 Sportsman X2	'15-21	KP080	KP500		
600 Sportsman	'03-05	KP080	KP500		
700 Sportsman	'02-08	KP080	KP500		
700 Sportsman X2	2008				Yes
800 Sportsman	'05-14	KP080	KP500		Yes
800 Sportsman Touring	'08-09				Yes
800 Sportsman X2	'07-09				Yes
850 Scrambler	'13-21	KP075	KP500	KP745	Yes
850 Sportsman	'09-21	KP075	KP500	KP745	Yes
850 Sportsman Touring	'10-21	KP075	KP500	KP745	Yes
850 Sportsman X2	'10-11	KP075	KP500	KP745	Yes
900 ACE SP	2016	KP630	KP500		
900 ACE XC	'17-19	KP630	KP500		
1000 Scrambler	'14-18	KP075	KP500	KP745	Yes
1000 Scrambler XP S	'20-21				
1000 Sportsman	'15-21	KP075	KP500	KP745	Yes
1000 Sportsman XP S	'20-21				
1000 Sportsman Touring	'15-21	KP075	KP500	KP745	Yes

SUZUKI					
MODEL	YEAR	MODEL SPECIFIC PLOW MOUNT #	TUBE #	UNIVERSAL PLOW MOUNT #105745	HYBRID SYSTEM #105590/105500
250 2x4	'97-01	KP790	KP500		
300 King Quad	'91-02	KP790	KP500		
400 Eiger 2x4, 4x4	'02-07	KP035	KP500	KP745	
400 King Quad 4x4/AS/AF/Asi/AFi	'08-21	KP035	KP500	KP745	Yes
450 King Quad 4x4/AXi	'07-10	KP090	KP500	KP745	Yes
500 King Quad AXI	'09-21	KP090	KP500	KP745	Yes
500 LFT Quad Runner 4x4	'98-02	KP035	KP500	KP745	
500 Vinson 4x4	'02-07	KP035	KP500	KP745	
700 King Quad 4x4	'05-07	KP090	KP500	KP745	Yes
700 Twin Peaks	'04-06	KP070	KP500	KP745	Yes
750 King Quad 4x4/AXi	'08-21	KP090	KP500	KP745	Yes

TRACKER					
MODEL	YEAR	MODEL SPECIFIC PLOW MOUNT #	TUBE #	UNIVERSAL PLOW MOUNT #105745	HYBRID SYSTEM #105590/105500
300	2020				
570 (EPS)	2020	KP825	KP500		Yes
700EPS	2020	KP825	KP500		Yes

- INDEX
- WIDE OPEN PARTS
- TIRES & WHEELS
- BRAKES
- AIR, OIL & FUEL
- BATTERY & ELECTRICAL
- ENGINE
- BEARINGS
- BUSHINGS
- DRIVELINE
- AXLES
- BELTS
- CONTROLS
- TOOLS & CHEMICALS
- EXHAUST
- ACCESSORIES

KFI ATV plow mounts continue on the next page.



KFI ATV PLOW MOUNTS

ALL KFI PRODUCTS



YAMAHA

MODEL	YEAR	MODEL SPECIFIC PLOW MOUNT #	TUBE #	UNIVERSAL PLOW MOUNT #105745	HYBRID SYSTEM #105590/105500
350 Bruin 2x4, 4x4	'04-06	KP120	KP500	KP745	Yes
350 Grizzly 2x4, 4x4	'07-14	KP120	KP500	KP745	Yes
350 Kodiak 4x4 (Canada)	'07-14	KP120	KP500	KP745	Yes
350 Raptor	'05-06	KP205	KP500	KP745	Yes
350 Wolverine	96-05	KP205	KP500	KP745	Yes
400 Big Bear	'00-12	KP205	KP500	KP745	Yes
400 Grizzly 4x4	'07-08	KP120	KP500	KP745	Yes
400 Kodiak 2x4, 4x4	'03-04	KP120	KP500	KP745	Yes
400 Kodiak 4x4	'05-07	KP120	KP500	KP745	Yes
450 Grizzly 4x4	'07-14	KP120	KP500	KP745	Yes
450 Kodiak 4x4	'03-14	KP120	KP500	KP745	Yes
450 Kodiak 4x4	'18-21	KP750	KP500	KP745	Yes
550 Grizzly 4x4	'09-14	KP130	KP500	KP745	Yes
600 Grizzly 4x4	98-01	KP795	KP500	KP745	Yes
660 Grizzly 4x4	'02-08	KP130	KP500	KP745	Yes
700 Grizzly 4x4	'07-21	KP130	KP500	KP745	Yes
700 Kodiak 4x4	'16-21	KP130	KP500	KP745	Yes

INDEX

WIDE OPEN PARTS

TIRES & WHEELS

BRAKES

AIR, OIL & FUEL

BATTERY & ELECTRICAL

ENGINE

BEARINGS

BUSHINGS

DRIVELINE

AXLES

BELTS

CONTROLS

TOOLS & CHEMICALS

EXHAUST

ACCESSORIES

HAVE QUESTIONS?
WE ARE HERE TO HELP!
 Call Today & Speak To One Of Our Knowledgeable Sales Reps
 TOLL FREE **800-367-9603**

UTV Plow Mounts by KFI®



ARCTIC CAT

MODEL	YEAR	PLOW MOUNT #	TUBE SYSTEM #
500 Prowler	17-20	KP920 ^{K**}	KP235
500 Prowler HDX	'14-15	KP370	KP235
500 Prowler HDX	'16-17	KW5725	KP235
550 Prowler	'09-14	KP370	KP235
550 Prowler	2015	KW5725	KP235
650 Prowler	'06-09	KP370	KP235
700 Prowler	'08-14	KP370	KP235
700 Prowler	'15-17	KW5725	KP235
700 Prowler HDX	'11-15	KP370	KP235
700 Prowler HDX	'16-17	KW5725	KP235
700 Prowler HDX Crew	2017	KW5725	KP235
700 Wildcat Trail	14-20	KP610 ^P	KP500
800 Prowler Pro	18-20	KW6000 ^A	KP235
800 Prowler Pro Crew	19-20	KW6000 ^A	KP235
900 Stampede	'16-19	KP815 ^B	KP235
900 Stampede 4	'16-19	KP815 ^B	KP235
1000 Havoc	'18-19	KP815 ^B	KP235
1000 Prowler	'09-14	KP370	KP235
1000 Prowler	'15-17	KW5725	KP235
1000 Wildcat	'12-19	KP655 ^P	KP500

BENNCHE

MODEL	YEAR	PLOW MOUNT #	TUBE SYSTEM #
500 Bighorn 500	'11-16	KP555	KP235
500 Cowboy	'15-16	KP925	KP235
550 T-Boss	ALL	KW6010 ^{**}	KP235
700 Bighorn 700	'11-16	KP555	KP235
700 Cowboy	'15-16	KP925	KP235
750 T-Boss	ALL	KW6010 ^{**}	KP235

BOBCAT

MODEL	YEAR	PLOW MOUNT #	TUBE SYSTEM #
3200 Series	'11-14	KP380 ^A	KP235
3400 Series	'11-14	KP380 ^A	KP235
3400 Series	'15-19		KP235
3600 Series	'15-19		KP235

CAN-AM UTV

MODEL	YEAR	PLOW MOUNT #	TUBE SYSTEM #
500 Defender HD5	'17-21	KP780	KP235
800 Commander	'10-20	KP275	KP235
800 Defender HD8	'16-21	KP780	KP235
800 Maverick Trail	'18-21	KP980 ^{A,M}	KP235
900 Maverick X3	'17-21	KP555 ^L	KP235
1000 Commander	'10-20	KP275	KP235
1000 Defender HD10	'16-21	KP780	KP235
1000 Maverick (will not work on "XDS" or XRS" models with aluminum front bumper)	'13-18	KP880	KP235
1000 Maverick Sport	'18-21	AKP980 ^{A,M}	KP235
1000 Maverick Trail	'18-21	KP980 ^{A,M}	KP235

CASE-IH

MODEL	YEAR	PLOW MOUNT #	TUBE SYSTEM #
Scout XL	2011	KW5435 ^{A,B}	KP235

INDEX

WIDE OPEN PARTS

TIRES & WHEELS

BRAKES

AIR, OIL & FUEL

BATTERY & ELECTRICAL

ENGINE

BEARINGS

BUSHINGS

DRIVELINE

AXLES

BELTS

CONTROLS

TOOLS & CHEMICALS

EXHAUST

ACCESSORIES



KFI UTV plow mounts continue on the next page.

KFI UTV PLOW MOUNTS

ALL KFI PRODUCTS



- INDEX
- WIDE OPEN PARTS
- TIRES & WHEELS
- BRAKES
- AIR, OIL & FUEL
- BATTERY & ELECTRICAL
- ENGINE
- BEARINGS
- BUSHINGS
- DRIVELINE
- AXLES
- BELTS
- CONTROLS
- TOOLS & CHEMICALS
- EXHAUST
- ACCESSORIES



CATERPILLAR

MODEL	YEAR	PLOW MOUNT #	TUBE SYSTEM #
CUV82	Current	KW6000 ^A	KP235
CUV85	Current	KW6000 ^A	KP235
CUV102 D	Current	KW6000 ^A	KP235
CUV105 D	Current	KW6000 ^A	KP235

CF MOTO

MODEL	YEAR	PLOW MOUNT #	TUBE SYSTEM #
Terracross Z6	2012	KP480 ^{**}	KP235
UFORCE 500	'16-20	KP600 ^C	KP235
UFORCE 800	'13-21	KP600 ^C	KP235
UFORCE 1000	'19-21	KP6050	KP235
ZFORCE 500	'16-20	KP645	KP235
ZFORCE 600 / 600EX	'13-15	KP480 ^{**}	KP235
ZFORCE 800 / 800EX	'14-20	KP645	KP235
ZFORCE 1000	'18-19	KP645	KP235
ZFORCE 950 Sport	2020	106170	KP235

COLEMAN

MODEL	YEAR	PLOW MOUNT #	TUBE SYSTEM #
Outfitter 500	ALL	KP555	KP235
Outfitter 550 (will not fit the 550x)	ALL	KP925	KP235
Outfitter 700	ALL	KP555	KP235

CUB CADET

MODEL	YEAR	PLOW MOUNT #	TUBE SYSTEM #
500 Challenger	'15-17	KP555	KP235
550 Challenger		OEM	KP235
700 Challenger	'15-16	KP555	KP235
750 Challenger	2017	OEM	KP235
750 Challenger Crew	2017	KP555	KP235

CUSHMAN

MODEL	YEAR	PLOW MOUNT #	TUBE SYSTEM #
HAULER 4x4	'19-20	A KW6000 ^A	KP235
HAULER 4x4 Crew	'19-20	A KW6000 ^A	KP235

GRAVELY

MODEL	YEAR	PLOW MOUNT #	TUBE SYSTEM #
Atlas JSV	'14-16	KP475 ^{A,B}	KP235

KFI UTV plow mounts continue on the next page.

KEY	A Plow mount includes a lower 2" Receiver Hitch (built -in)	G Requires KFI Winch Mount #100960	N Requires KFI Winch Mount #Y515
	B Requires Stock Front Bumper	H Requires KFI Fairlead Bracket #KP695	O Will not work with plow lift kit
	C Requires Drilling	J Requires KFI 2" Lift Kit #KW105700	P We also recommend the HD Kit #KW5955
	D Requires KFI Winch Mount #R205 or Polaris OEM Winch Mount	K Requires KFI Winch Mount #A370	Q Requires New KFI UTV Push Tubes #KP235
	E Requires KFI Winch Mount #P765	L Requires KFI Winch Mount #C520 and 2" Lift Kit	R Will not work with front bumper
	F Requires KFI Winch Mount #M610	M Requires KFI Winch Mount #C500 or Can-Am OEM Winch Mount	** Recommends also purchasing the #KP270 Plow Pulley if using STEEL cable winches or #KP6270 Plow Pulley if using SYNTHETIC cabled winches

NOTE X: Recommend also purchasing Extension kit #KP565 to help plow clear tires on angle raises due to RZR Geometry design

ALL KFI PRODUCTS



HISUN UTV			
MODEL	YEAR	PLOW MOUNT #	TUBE SYSTEM #
HS400	'15-16	KW6080	KP235
HS500	'15-16	KP555	KP235
HS700	'15-16	KP555	KP235
HS700 Crew	'15-16	KP555	KP235
HS750 Crew	2016	KP555	KP235
Sector E1	2017		KP235
Sector 250	'15-17		KP235
Sector 450	'15-20	KW6080	KP235
Sector 550	'15-18	KP925	KP235
Sector 750	'15-17	KP925	KP235
Sector 750 Crew	'15-17	KP925	KP235
Sector 1000	'15-17		KP235
Sector 1000 Crew	2017		KP235
Strike 250	'15-17		KP235
Strike 550	2017		KP235
Strike 800	'15-16		KP235
Strike 900	2017		KP235
Strike 1000, 1000 Crew	'15-17		KP235

HONDA			
MODEL	YEAR	PLOW MOUNT #	TUBE SYSTEM #
500 Pioneer	'15-21	KP615 ^C	KP235
520 Pioneer	2021	KP615 ^C	KP235
700 MUV Big Red 4x4	'09-13	KP375 ^{A,C}	KP235
700 Pioneer	'14-21	KP495 ^C	KP235
700-4 Pioneer	'11-21	KP495 ^C	KP235
1000 Pioneer / LE	'16-21	KP740	KP235
1000-5 Pioneer / LE	'16-21	KP740	KP235
1000 Talon (X/R)	'19-21	KW6075	KP235
1000 Talon 4 (X/R)	'20-21	KW6075	KP235

JOHN DEERE			
MODEL	YEAR	PLOW MOUNT #	TUBE SYSTEM #
Gator HPX 4x4 and 2x4 (all) (NOT 615E or 815E)	ALL	KP545	KP235
Gator HPX 615E	ALL	KP395	KP235
Gator HPX 815E	ALL	KP395	KP235
Gator XUV 550	ALL	KP455	KP235
Gator XUV 550 S4	ALL	KP455	KP235
Gator XUV 560	ALL	KP455	KP235
Gator XUV 560 S4	ALL	KP455	KP235
Gator XUV 560E	ALL	KP455	KP235
Gator XUV 560E S4	ALL	KP455	KP235
Gator XUV 590E	ALL	KP455	KP235
Gator XUV 590E S4	ALL	KP455	KP235
Gator XUV 590i	ALL	KP455	KP235
Gator XUV 590i S4	ALL	KP455	KP235
Gator XUV 590M	ALL	KP455	KP235
Gator XUV 590M S4	ALL	KP455	KP235
Gator XUV 620i	ALL	KP545	KP235
Gator XUV 625i	ALL	KP395	KP235
Gator XUV 825E	ALL	KP395	KP235
Gator XUV 825i	ALL	KP395	KP235
Gator XUV 825i S4	ALL	KP395	KP235
Gator XUV 825M	ALL	KP395	KP235
Gator XUV 825M S4	ALL	KP395	KP235

KFI UTV plow mounts continue on the next page.

INDEX

WIDE OPEN PARTS

TIRES & WHEELS

BRAKES

AIR, OIL & FUEL

BATTERY & ELECTRICAL

ENGINE

BEARINGS

BUSHINGS

DRIVELINE

AXLES

BELTS

CONTROLS

TOOLS & CHEMICALS

EXHAUST

ACCESSORIES



KFI UTV PLOW MOUNTS

ALL KFI PRODUCTS



JOHN DEERE

MODEL	YEAR	PLOW MOUNT #	TUBE SYSTEM #
Gator XUV 835E	ALL	KP865	KP235
Gator XUV 835M	ALL	KP865	KP235
Gator XUV 835R	ALL	KP865	KP235
Gator XUV 850D	ALL	KP545	KP235
Gator XUV 855D	ALL	KP395	KP235
Gator XUV 855D S4	ALL	KP395	KP235
Gator XUV 855E	ALL	KP395	KP235
Gator XUV 855M	ALL	KP395	KP235
Gator XUV 855M S4	ALL	KP395	KP235
Gator XUV 865E	ALL	KP865	KP235
Gator XUV 865M	ALL	KP865	KP235
Gator XUV 865R	ALL	KP865	KP235

KAWASAKI

MODEL	YEAR	PLOW MOUNT #	TUBE SYSTEM #
400 Mule SX / XC	'17-20	KP875**	KP235
600 Mule	'05-16	KP470***	KP235
610 Mule	'05-16	KP470***	KP235
700 Mule PRO-MX	'19-21	KP6015***	KP235
750 Teryx	'08-13	KP250**	KP235
750 Teryx4	'12-13	KP250**	KP235
800 Teryx	'14-21	KP250**	KP235
800 Teryx4	'14-21	KP250**	KP235
820 Mule PRO-FXT/FX	'15-21	KP620 ^C	KP235
820 Mule PRO-FXR	'18-21	KP620 ^C	KP235
1000 Teryx KRX	'20-21	KW6095 ^C	KP235
1000 Mule PRO-DXT/DX Diesel	'16-21	KP620**	KP235
3000 Mule 2x4	'01-08	KP400	KP235
3010 Mule 4x4 / Diesel 4x4	'01-08	KP400**	KP235
4000 Mule 2x4 / TRANS 2x4	'09-21	KP365**	KP235
4010 Mule 4x4 / TRANS 4x4	'09-21	KP365**	KP235
4010 Mule Diesel 4x4	'09-14	KP365**	KP235

KUBOTA UTV

MODEL	YEAR	PLOW MOUNT #	TUBE SYSTEM #
RTV400ci	'08-Current	KP775**	KP235
RTV500	'08-Current	KP775**	KP235
RTV900 (with Front 1-1/4" Receiver)	'04-08	KP295**	KP235
RTV900 (with Front 2" Receiver)	'09-Current	KP775**	KP235
RTV1100	'07-Current	KP295**	KP235
RTV1140 (with Front 1-1/4" Receiver)	'04-08	KP295**	KP235
RTV1140 (with Front 2" Receiver)	'09-Current	KP775**	KP235
RTV-X Series (900, 1100C, 1120D)	Current	KP775**	KP235
Sidekick 850	Current	KP025**	KP235

KFI UTV plow mounts continue on the next page.

KEY

- A** Plow mount includes a lower 2" Receiver Hitch (built -in)
 - B** Requires Stock Front Bumper
 - C** Requires Drilling
 - D** Requires KFI Winch Mount #R205 or Polaris OEM Winch Mount
 - E** Requires KFI Winch Mount #P765
 - F** Requires KFI Winch Mount #M610
 - G** Requires KFI Winch Mount #100960
 - H** Requires KFI Fairlead Bracket #KP695
 - J** Requires KFI 2" Lift Kit #KW105700
 - K** Requires KFI Winch Mount #A370
 - L** Requires KFI Winch Mount #C520 and 2" Lift Kit
 - M** Requires KFI Winch Mount #C500 or Can-Am OEM Winch Mount
 - N** Requires KFI Winch Mount #Y515
 - O** Will not work with plow lift kit
 - P** We also recommend the HD Kit #KW5955
 - Q** Requires New KFI UTV Push Tubes #KP235
 - R** Will not work with front bumper
- ** Recommends also purchasing the #KP270 Plow Pulley if using STEEL cable winches or #KP6270 Plow Pulley if using SYNTHETIC cabled winches

NOTE X: Recommend also purchasing Extension kit #KP565 to help plow clear tires on angle raises due to RZR Geometry design

ALL KFI PRODUCTS



KYMCO

MODEL	YEAR	PLOW MOUNT #	TUBE SYSTEM #
UXV 450i	'15-17	KP920 ^{K**}	KP235
UXV 500/i	'09-18	KP685	KP235
UXV 700i	'14-20	KP685	KP235

LINHAI

MODEL	YEAR	PLOW MOUNT #	TUBE SYSTEM #
Bighorn 28	ALL	KP625	KP235
LH700U	ALL	KP730	KP235

MAHINDRA

MODEL	YEAR	PLOW MOUNT #	TUBE SYSTEM #
Roxor	ALL	KW6005	KP235

MASSIMO UTV

MODEL	YEAR	PLOW MOUNT #	TUBE SYSTEM #
Knight 500, 700	ALL	KP925	KP235
MSU-500	ALL	KP555	KP235
MSU-700	ALL	KP555	KP235
MSU-700-4	ALL	KP555	KP235
T-Boss 550	ALL	KW6010 ^{**}	KP235
T-Boss 750	ALL	KW6010 ^{**}	KP235

NEW HOLLAND

MODEL	YEAR	PLOW MOUNT #	TUBE SYSTEM #
Rustler 120/125	ALL	KW5435 ^{A,B}	KP235
Rustler 850	ALL	KP815 ^B	KP235

POLARIS

MODEL	YEAR	PLOW MOUNT #	TUBE SYSTEM #
EV Ranger Midsize 4x4	'10-21	KP255 ^{A,B}	KP235
325 ETX Ranger Midsize 4x4	'15-16	KP255 ^{A,B}	KP235
400 Ranger Midsize 4x4	'10-14	KP255 ^{A,B}	KP235
500 Ranger Midsize 4x4	'11-13	KP255 ^{A,B}	KP235
500 Ranger Midsize 4x4	'17-21	KP255 ^{A,B}	KP235
500 Ranger Midsize 4x4 Crew	'11-13	KP255 ^{A,B}	KP235
425 Ranger	'01-04	KP260 ^{A,B}	KP235
500 Ranger 2x4	'01-08	KP260 ^{A,B}	KP235
500 Ranger	'03-08	KP260 ^{A,B}	KP235
500 Ranger	'09-10	KP255 ^{A,B}	KP235
500 Ranger 6x6	'02-05	KP260 ^{A,B}	KP235
570 Ranger Midsize 4x4	'14-21	KP255 ^{A,B}	KP235
570 Ranger Midsize 4x4 Crew	'14-21	KP255 ^{A,B}	KP235
570 Ranger (900 body style)	2015	KP475 ^{A,B}	KP235
570 Ranger (800 body style)	'16-21	KP255 ^{A,B}	KP235
570 Ranger XP (900 body style)	2016	KP475 ^{A,B}	KP235
570 Ranger Crew (900 body style)	'15-16	KP475 ^{A,B}	KP235
570 Ranger Crew (800 body style)	'16-21	KP255 ^{A,B}	KP235
570 RZR (Base/EPs)	'12-19	KP410 ^{D**}	KP235
570 RZR (Base/EPs)	'12-19	KP280 ^P	KP500
570 RZR Trail (Base/Premium)	'20-21	KP410 ^{D**}	KP235
570 RZR Trail (Base/Premium)	'20-21	KP280 ^P	KP500
570 RZR S (EPs)	2017	KP410 ^{D**}	KP235
570 RZR S (EPs)	2017	KP280 ^P	KP500

KFI UTV plow mounts continue on the next page.

INDEX

WIDE OPEN PARTS

TIRES & WHEELS

BRAKES

AIR, OIL & FUEL

BATTERY & ELECTRICAL

ENGINE

BEARINGS

BUSHINGS

DRIVELINE

AXLES

BELTS

CONTROLS

TOOLS & CHEMICALS

EXHAUST

ACCESSORIES



KFI UTV PLOW MOUNTS

ALL KFI PRODUCTS



POLARIS				
MODEL	YEAR	PLOW MOUNT #	TUBE SYSTEM #	
INDEX	700 Ranger	'05-08	KP260 ^{A,B}	KP235
	700 Ranger	2009	KP255 ^{A,B}	KP235
WIDE OPEN PARTS	700 Ranger Crew	'08-09	KP260 ^{A,B}	KP235
	700 Ranger 6x6	'06-09	KP260 ^{A,B}	KP235
	800 Ranger	'10-14	KP255 ^{A,B}	KP235
TIRES & WHEELS	800 Ranger Crew	'10-14	KP255 ^{A,B}	KP235
	800 Ranger 6x6	'10-16	KP255 ^{A,B}	KP235
	800 Ranger Midsize 4x4	'13-14	KP255 ^{A,B}	KP235
BRAKES	800 RZR (Base/EPS)	'08-14	KP410 ^{D**}	KP235
	800 RZR (Base/EPS)	'08-14	KP280 ^P	KP500
AIR, OIL & FUEL	800 RZR 4 (Base/EPS)	'10-14	KP410 ^{D**}	KP235
	800 RZR 4 (Base/EPS)	'10-14	KP280 ^P	KP500
	800 RZR S (Base/EPS)	'09-14	KP410 ^{D**}	KP235
BATTERY & ELECTRICAL	800 RZR S (Base/EPS)	'09-14	KP280 ^P	KP500
	900 Ranger XP	'13-19	KP475 ^{A,B}	KP235
	900 Ranger Crew	'14-19	KP475 ^{A,B}	KP235
ENGINE	900 Ranger XP High Lifter Edition	2016	TBA	TBA
	900 Ranger Diesel	'11-14	KP255 ^{A,B}	KP235
	900 Ranger Crew Diesel	'12-14	KP255 ^{A,B}	KP235
BEARINGS	900 RZR XP (Base/EPS/Jagged X)	'11-13	KP410 ^{E**}	KP235
	900 RZR XP (Base/EPS/Jagged X)	'11-13	KP785 ^P	KP500
BUSHINGS	900 RZR XP 4 (Base/EPS)	'12-13	KP410 ^{E**}	KP235
	900 RZR XP 4 (Base/EPS)	'12-13	KP785 ^P	KP500
	900 RZR 4 (Dual Rear A-Arm) (EPS)	'15-17	KP930	KP235
DRIVELINE	900 RZR 4 (EPS)	2014	KP410 ^{E**}	KP235
	900 RZR 4 (EPS)	2014	KP785 ^P	KP500
AXLES	900 RZR S (Dual Rear A-Arm) (Base/EPS/Premium)	'15-19	KP930	KP235
	900 RZR Trail (Dual Rear A-Arm) (Premium/Sport/Ultimate)	'20-21	KP930	KP235
BELTS	900 RZR Trail S (Dual Rear A-Arm) (Base/Premium/Ultimate)	'20-21	KP930	KP235
CONTROLS	900 RZR Trail S (Dual Rear A-Arm) (Base/Premium/Sport)	'20-21	KP930	KP235
TOOLS & CHEMICALS	900 RZR (Base/EPS)	2014	KP410 ^{E**}	KP235
	900 RZR (Base/EPS)	2014	KP785 ^P	KP500
	900 RZR (Dual Rear A-Arm) (Base/EPS/Premium/Fox/XC/Trail)	'15-20	KP930	KP235
EXHAUST	900 RZR S4 (Dual Rear A-Arm)	2018	KP930	KP235
ACCESSORIES	925 RZR PRO XP (Base/LE/Premium/Ultimate/Sport)	'20-21	KW6090 ^{NOTE X}	KP235
	925 RZR PRO XP 4 (Premium/LE/Premium/Ultimate/Sport)	'20-21	KW6090 ^{NOTE X}	KP235
	925 RZR XP 4 Turbo (Rear Trailing Arm) (EPS/LE/Dynamix/FOX)	'16-21	KP870	KP235
	925 RZR Turbo S4 (Base/Velocity/LE)	'19-20	n/a	n/a

KFI UTV plow mounts continue on the next page.

KEY

- A** Plow mount includes a lower 2" Receiver Hitch (built -in)
- B** Requires Stock Front Bumper
- C** Requires Drilling
- D** Requires KFI Winch Mount #R205 or Polaris OEM Winch Mount
- E** Requires KFI Winch Mount #P765
- F** Requires KFI Winch Mount #M610

- G** Requires KFI Winch Mount #100960
- H** Requires KFI Fairlead Bracket #KP695
- J** Requires KFI 2" Lift Kit #KW105700
- K** Requires KFI Winch Mount #A370
- L** Requires KFI Winch Mount #C520 and 2" Lift Kit
- M** Requires KFI Winch Mount #C500 or Can-Am OEM Winch Mount

- N** Requires KFI Winch Mount #Y515
- O** Will not work with plow lift kit
- P** We also recommend the HD Kit #KW5955
- Q** Requires New KFI UTV Push Tubes #KP235

- R** Will not work with front bumper
- Recommends also purchasing the #KP270 Plow Pulley if using STEEL cable winches or #KP6270 Plow Pulley if using SYNTHETIC cabled winches
- ****

NOTE X: Recommend also purchasing Extension kit #KP565 to help plow clear tires on angle raises due to RZR Geometry design

ALL KFI PRODUCTS



POLARIS			
MODEL	YEAR	PLOW MOUNT #	TUBE SYSTEM #
925 RZR Turbo S4 (Base/Velocity/LE)	2021	n/a	n/a
925 RZR XP Turbo (Rear Trailing Arm)(EPS/LE/Dynamix)	'16-21	KP870	KP235
925 RZR XP Turbo S (Base/Velocity)	'18-20	n/a	n/a
925 RZR Turbo S (Base/Velocity/LE)	2021	n/a	n/a
"1000 General (Base/EPS/Deluxe/Premium/Sport/HE/RC/LE)"	16-21	KP930	KP235
1000 General 4 (Base/EPS/RC/Deluxe)	17-21	KP930	KP235
1000 General XP (Base/Deluxe/PE)	20-21	KW6160	KP235
1000 General XP 4 (Base/Deluxe/PE)	20-21	KW6160	KP235
1000 Ranger XP	2017	KP475 ^{A,B}	KP235
1000 Ranger XP	'18-20	KP975 ^{Q,O} / KW6165	KP235
1000 Ranger XP	2021	KP975 ^{Q,O} / KW6165	KP235
1000 Ranger XP High Lifter Edition	'17-21	TBA	TBA
1000 Ranger XP Northstar Edition (HVAC)	2017	KP475 ^{A,B}	KP235
1000 Ranger XP Northstar Edition	'18-20	KP975 ^{Q,O} / KW6165	KP235
1000 Ranger XP Northstar Edition	2021	KP975 ^{Q,O} / KW6165	KP235
1000 Ranger	'20-21	KW1830 & KW6165	KP235
1000 Ranger EPS	'20-21	KP975 ^{Q,O} / KW6165	KP235
1000 Ranger Premium	'20-20	KP975 ^{Q,O} / KW6165	KP235
1000 Ranger Premium	2021	KP975 ^{Q,O} / KW6165	KP235
1000 Ranger Crew	'17-18	KP475 ^{A,B}	KP235
1000 Ranger Crew	'20-21	TBA	TBA
1000 Ranger Crew Premium	'20-20	KP975 ^{Q,O} / KW6165	KP235
1000 Ranger Crew Premium	2021	KP975 ^{Q,O} / KW6165	KP235
1000 Ranger Crew EPS	2020	KP975 ^{Q,O} / KW6165	KP235
1000 Ranger Crew XP	'19-20	KP975 ^{Q,O} / KW6165	KP235
1000 Ranger Crew XP	2021	KP975 ^{Q,O} / KW6165	KP235
1000 Ranger Crew XP High Lifter Edition	'17-21	TBA	TBA
1000 Ranger Crew XP Northstar Edition (HVAC)	17-18	KP475 ^{A,B}	KP235
1000 Ranger Crew XP Northstar Edition	'19-20	KP975 ^{Q,O} / KW6165	KP235
1000 Ranger Crew XP Northstar Edition	2021	KP975 ^{Q,O} / KW6165	KP235
1000 Ranger Diesel	'15-18	KP475 ^{A,B}	KP235
1000 Ranger Diesel HST/Deluxe	'14-17	KP475 ^{A,B}	KP235
1000 Ranger Crew Diesel	'15-18	KP475 ^{A,B}	KP235
1000 RZR XP (Rear Trailing Arm) (Base/EPS/Dynamix/LE/Premium/Sport)	'14-21	KP870	KP235
1000 RZR XP Highlifter (Rear Trailing Arm)	'19-21	KP870 ^J	KP235
1000 RZR XP 4 (Rear Trailing Arm) (Base/EPS/Dynamix/LE/Premium/Ride Command)	'14-21	KP870	KP235
1000 RZR XP 4 Highlifter (Rear Trailing Arm) (EPS)	'16-21	KP870 ^J	KP235
1000 RZR S (Dual Rear A-Arm) (EPS)	'16-19	KP930	KP235
1000 RZR S4 (Dual Rear A-Arm)	'19-20	KP930	KP235

TRACKER			
MODEL	YEAR	PLOW MOUNT #	TUBE SYSTEM #
500S	2020	KP920 ^{K**}	KP235
800SX	2020	KW6000 ^A	KP235
800SX Crew	2020	KW6000 ^A	KP235
SVX1000	2020	KP815 ^B	KP235
XTR1000	2020	TBA	TBA

- INDEX
- WIDE OPEN PARTS
- TIRES & WHEELS
- BRAKES
- AIR, OIL & FUEL
- BATTERY & ELECTRICAL
- ENGINE
- BEARINGS
- BUSHINGS
- DRIVELINE
- AXLES
- BELTS
- CONTROLS
- TOOLS & CHEMICALS
- EXHAUST
- ACCESSORIES

KFI UTV plow mounts continue on the next page.



KFI UTV PLOW MOUNTS

ALL KFI PRODUCTS



YAMAHA

MODEL	YEAR	PLOW MOUNT #	TUBE SYSTEM #
450 Rhino 4x4	'06-11	KP265**	KP235
660 Rhino 4x4	'03-07	KP265**	KP235
700 Rhino 4x4	'08-13	KP265**	KP235
700 Viking 4x4	'14-21	KP530 ^{A,N}	KP235
700 Viking VI 4x4	'15-21	KP530 ^{A,N}	KP235
700 Wolverine / R-Spec / SE	'16-18	K695 ^{A,N}	KP235
850 Wolverine X2 / R-Spec / SE	2019	K695 ^{A,N}	KP235
850 Wolverine X2 (all models)	'20-21	KW6145	KP235
850 Wolverine X4 / SE	'18-19	K695 ^{A,N}	KP235
850 Wolverine X4 (all models)	'20-21	KW6145	KP235
1000 Wolverine RMAX2	2021	KW6190	KP235
1000 Wolverine RMAX4	2021	KW6190	KP235

KEY

- A** Plow mount includes a lower 2" Receiver Hitch (built-in)
 - B** Requires Stock Front Bumper
 - C** Requires Drilling
 - D** Requires KFI Winch Mount #R205 or Polaris OEM Winch Mount
 - E** Requires KFI Winch Mount #P765
 - F** Requires KFI Winch Mount #M610
 - G** Requires KFI Winch Mount #100960
 - H** Requires KFI Fairlead Bracket #KP695
 - J** Requires KFI 2" Lift Kit #KW105700
 - K** Requires KFI Winch Mount #A370
 - L** Requires KFI Winch Mount #C520 and 2" Lift Kit
 - M** Requires KFI Winch Mount #C500 or Can-Am OEM Winch Mount
 - N** Requires KFI Winch Mount #Y515
 - O** Will not work with plow lift kit
 - P** We also recommend the HD Kit #KW5955
 - Q** Requires New KFI UTV Push Tubes #KP235
 - R** Will not work with front bumper
- Recommends also purchasing the #KP270 Plow Pulley if using STEEL cable winches or #KP6270 Plow Pulley if using SYNTHETIC cabled winches

NOTE X: Recommend also purchasing Extension kit #KP565 to help plow clear tires on angle raises due to RZR Geometry design

HAVE QUESTIONS?
WE ARE HERE TO HELP!
 Call Today & Speak To One Of Our Knowledgeable Sales Reps
 TOLL FREE **800-367-9603**

PLOW ACCESSORIES



Snow Flap

UTV Blade

KFI Snow Flap Kits

Kit Includes:

- 11GA Steel Adjustable Snow Flap Edge Strip
- 7" 2-ply Rubber Flap (adds 6" to Blade height)
- All Mounting Hardware included (all KFI Blades are Pre-Drilled)

KP135	48" Plow Snow Flap Kit
KP014	54" Plow Snow Flap Kit
KP144	60" Plow Snow Flap Kit (included with Tapered Blade)




KFI Replacement Wear Bars

Specifications:

- 3/16" Grade 50 Steel Powder Coated Black
- Two sided

KP039	48" Replacement Wear Bar
KP037	50" Replacement Wear Bar
KP010	54" Replacement Wear Bar
KP064	60" Replacement Wear Bar
KP274	66" Replacement Wear Bar
KP184	72" Replacement Wear Bar



KFI Pro-Series Side Shield

Specifications:

- Attaches to the ends of the plow to help reduce snow and dirt overflow
- Universal Left Hand or Right Hand (1 Shield Included)
- 3/16" Grade 50 Steel Powder Coated Black
- Adds 2-1/4" Width to size of blade per Shield
- Works with all KFI Pro-Series Straight Blades
- Some Drilling Required


KP540 Pro-Series Side Shield (1x Shield per)

GOT TRACKS ??


KFI Plow Track Extension Kits

Specifications:

- Works with both ATV and UTV Plow Base/Push Tubes
- Constructed of Heavy Duty 3/16" or 1/4" Grade 50 Steel
- Extends ATV Blade 14.0" or 12.67" (two-position)
- Extends UTV Blade 9.0" or 7.67" (two-position)
- Shot Blasted before powder coating
- Powder Coated TOUGH - Black
- All Hardware included



KP430	ATV Plow Track Extension Kit
KP565	UTV Plow Track Extension Kit



KFI Plow Marker Kit


Specifications:

- Designed to work with KFI STEEL BLADES ONLY.
- Increase your blade end visibility for added safety
- Bolts to the side/ends of your blade
- Poly Markers with a steel 89 Degree angled base
- Includes two markers

KP640 KFI Poly Plow Marker Kit

KFI Replacement Skids

KW5170	Plow Skid Kit (2-Pack)
KW5490	Single Plow Foot Replacement Kit
KW5595	Plow Skid (1x-Skid Only)



KFI plow mounts continue on the next page.

INDEX

WIDE OPEN PARTS

TIRES & WHEELS

BRAKES

AIR, OIL & FUEL

BATTERY & ELECTRICAL

ENGINE

BEARINGS

BUSHINGS

DRIVELINE

AXLES

BELTS

CONTROLS

TOOLS & CHEMICALS


EXHAUST

ACCESSORIES





PLOW ACCESSORIES


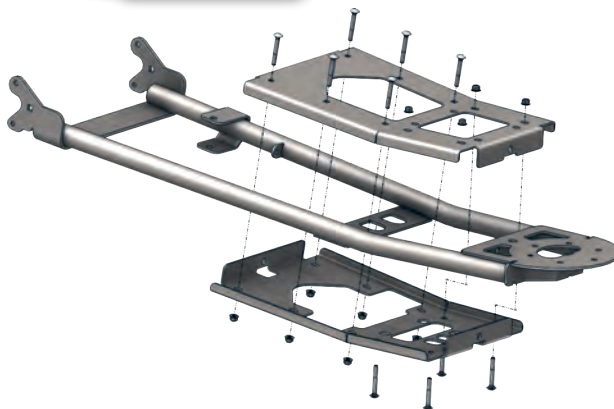


ATV PUSH TUBE "HD" KIT

- Specifically designed for use with KFI ATV Tubes #105000
- Constructed of 10 gauge Grade 50 Steel
- Designed to help reinforce the ATV tube system when used with Tracked vehicles or Sport Side X Sides like the Polaris RZR
- All Hardware included
- Added and re-routed Winch attachment points

KW5955

ATV Push Tube HD Kit




KFI ATV Manual Lift Kit

Specifications:

- Works with KFI ATV Push Tubes #105000 ONLY
- Will work universally on most ATVs
- Use with up to 60" KFI Blades
- When done plowing the lift will remain with the plow tubes
- Shot Blasted before powder coating
- Powder Coated TOUGH - Black
- Gets at least 5-1/2" of lift with around 25lbs of lift effort

KP015 Manual Lift Kit



PLOW FAIRLEAD PULLEY BRACKET

- Replaces standard winch fairlead during plow season.
- Provides larger 2-1/8" diameter roller for smoother cable movement when plowing compared to standard 7/8" rollers.
- Roller has a curved cable groove to help eliminate cable flattening that leads to snapped cables during the plowing season.
- Eliminates potential cable kink due to small roller diameter and severe pulling angles.
- Multiple roller positions for different applications and cable angles.
- For steel cable use only.

KP270 Standard 4.875" Bolt Pattern

KP465 WIDE 6.00" Bolt Pattern



NEW KFI UTV PLOW LEVER LIFT

Specifications:

- Repositions lift attach point to help reduce winch and cable strain from lower mounted winches and bad cable angles
- Fully adjustable for multiple angles and attach points
- Designed to work with KFI UTV Push Tubes #105635 Only
- Will NOT work with Plow Actuator #105935
- Constructed of Heavy Duty 3/16" Grade 50 Steel
- Shot Blasted before powder coating
- Powder coated TOUGH - Black

KP045 KFI UTV Plow Lever Lift

KFI plow mounts continue on the next page.

INDEX

WIDE OPEN PARTS

TIRES & WHEELS

BRAKES

AIR, OIL & FUEL

BATTERY & ELECTRICAL

ENGINE

BEARINGS

BUSHINGS

DRIVELINE

AXLES

BELTS

CONTROLS

TOOLS & CHEMICALS

EXHAUST

ACCESSORIES

PLOW ACCESSORIES




UTV PLOW LIFT KITS

Did you add a lift kit and/or larger tires to your UTV? If you did, you will want to get your plow tube system back to level with the ground for the proper geometry and to reduce strain on your blade and plow system.

- These kits are designed to bring your KFI UTV Tube system back to level.
- Specifically designed for use with KFI UTV Tubes #105635
- Designed to bolt onto your existing tube system
- Constructed of Grade 50 Steel
- All Hardware included

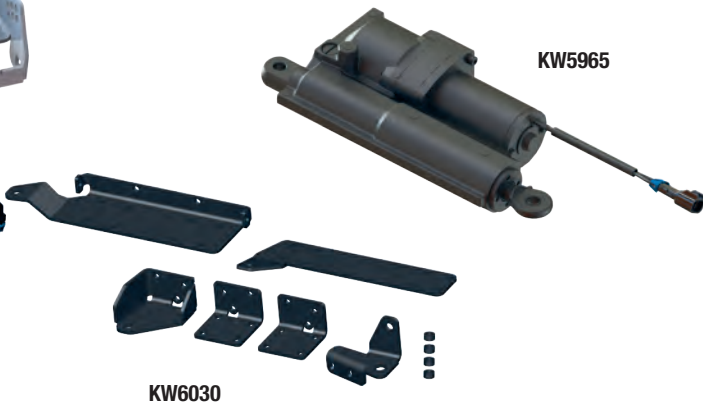

KW5700	2" Lift Kit
KW5705	4" Lift Kit
KW5765	6" Lift Kit



UTV PLOW HYDRAULIC ANGLE "KIT"

- Specifically designed for use with KFI UTV Tubes #105635
- Parker Industries Made in the USA Electric (12 volt) over Hydraulic Cylinder
- Complete wiring kit with Carling Technologies Two-Way Dash Rocker Switch
- 1 Year Warranty on KFI Manufactured components
- 18 Month Warranty on Parker Hydraulic Actuator based on its manufactured date.
- Rotates up to full 25 degrees in both directions
- Does NOT include the Tube System #105635 (purchased separately)

KP935	UTV Plow Hydraulic Angle Complete Kit
KW5940	Replacement Harness Kit
KW9203	Replacement Hydraulic Actuator
KW6030	Replacement Bracket Kit
KW6070	Service Pin



PLOW STRAP

Replace your winch line this plow season with the new KFI Plow Strap. Reduces wear and tear on your winch and roller fairlead while raising and lowering your plow blade.

- For use with Standard or Wide winches
- Recommended to be used with roller fairlead
- Replaces a Steel/Synthetic line roller fairlead
- 64" of overall length
- Use your existing winch hook
- Multiple spool attachment options
- Maximizes winch pulling capacity
- 3,200 pound break strength safety feature
- Protects winch from hits and impacts
- Eliminates damage to winch by avoiding cable stacking & binding
- Reduce wear on fairleads
- Designed for plowing
- Prolongs life of cable/synthetic rope

KP101

KFI plow mounts continue on the next page.

INDEX

WIDE OPEN PARTS

TIRES & WHEELS

BRAKES

AIR, OIL & FUEL

BATTERY & ELECTRICAL

ENGINE

BEARINGS

BUSHINGS

DRIVELINE

AXLES

BELTS

CONTROLS

TOOLS & CHEMICALS

EXHAUST

ACCESSORIES





HYBRID PLOW MOUNT & TUBES



KFI Hybrid ATV Plow Mount, and System


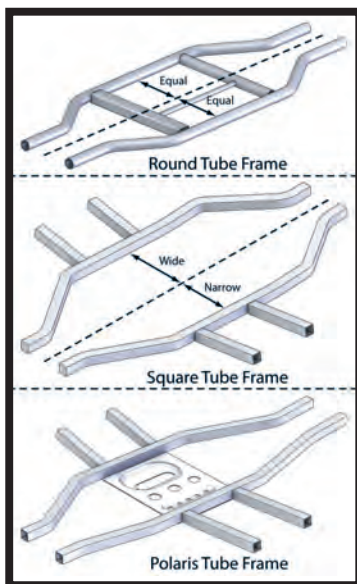
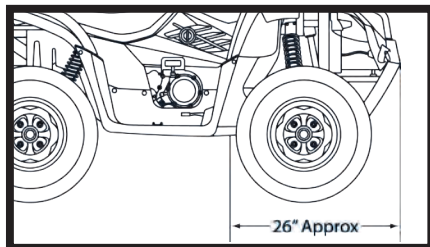
It is designed to work with 90% of the ATV's on the market.

The KFI Hybrid Mount System is a unique mounting system in the fact that it mounts to the frame just behind the wheels, instead of on the front or middle of the machine. This allows the Hybrid Mount to work with 90% of the ATV's Old and New. This mount will work with round or square tubing frames that we do not have a model Specific plow mount for. It is however NOT recommended to be used on any Can-Am ATV's with the single tube Frame. It is also a great item to have on hand without having to stock multiple plow mounts to cover various machines. Please check the verified application chart for your machine fit-up. This chart is ONLY a list of verified applications and there are many ATV's that have not been verified that range back into the 1980's.

KFI Hybrid Plow Mount

Specifications:

- Made out of 3/16 Grade 50 Steel Material
- Plow tabs are 1/4" Grade 50 Steel Material
- Powder Coated TOUGH
- Includes U-bolts (not shown) for round tube frames
- All Hardware included
- Will NOT work with Manual Lift kit
- Template available for compatibility check (CALL)




HYBRID ATV Base/Push Tube & Mount System

Specifications:

- Kit includes both Hybrid Plow Mount #105515 and Push Tubes
- For details on the Hybrid Mount System please see above #105515
- The included Push Tubes have the same features as our Standard ATV Tube System #105000.
- This tube system is 8.5" Shorter than our Standard ATV Tube System #105000
- After Purchase of this kit you will need to purchase any KFI Blade from 48" - 60"
- This kit fits most 1980-present ATVs with round or Square tubing Frames
- This kit is NOT recommended to be used on any Can-Am ATV's with the single tube Frame.
- Requires a winch or similar to raise and lower. Will NOT work with Manual Lift Kit
- Call or check our website for a template you can use to check your machine compatibility.



KP590 HYBRID ATV Base/Push Tube and Mount System



KFI plow mounts continue on the next page.

INDEX

WIDE OPEN PARTS

TIRES & WHEELS

BRAKES

AIR, OIL & FUEL

BATTERY & ELECTRICAL

ENGINE

BEARINGS

BUSHINGS

DRIVELINE

AXLES

BELTS

CONTROLS

TOOLS & CHEMICALS

EXHAUST

ACCESSORIES

HYBRID PLOW MOUNT & TUBES



KFI Replacement Accessories

KW5304	Replacement Plow Spring
KW5138	Lift Hook Bracket
KW5150	ATV Push Tube Hardware Kit (for 100500 & 105590)
KW5151	UTV Push Tube Hardware Kit (for 100500 & 105590)
KW5188	ATV 3/8" Pin 2-Pack

KFI Universal ATV Plow Mount

The Universal ATV plow mount replaces vehicle-specific mounts and also works with many ATV's that do not have a specific plow mount. Fitting 80% of ATV's this mount is completely adjustable designed to mount right up to the frame. This allows you to swap your entire plow system from machine to machine without buying a new mount every time.

Specifications:

- Grade 50 Steel Construction
- Unlike the competition, these are shot blasted before they are powder-coated for the best possible finish.
- Powder coated Black for supreme durability
- Works with most OEM Skid Plates
- Works with the KFI Manual Lift Kit
- 3-Piece Universal Adjustable Design to fit most ATVs
- Mounts to similar location as our model specific mounts
- Allows you to use the same plow system from ATV to ATV
- Complete installation instructions and hardware included
- Works with KFI ATV standard pushtube system Part # 105000
- Works with Cycle Country Standard ATV Mid Mount Push Tubes
- Made in the USA

KP745 KFI Universal ATV Plow Mount

Universal Plow Mount works with 105000 Tubes



For the most up-to-date application chart please scan code



KFI plow mounts continue on the next page.

INDEX

WIDE OPEN PARTS

TIRES & WHEELS

BRAKES

AIR, OIL & FUEL

BATTERY & ELECTRICAL

ENGINE

BEARINGS

BUSHINGS

DRIVELINE

AXLES

BELTS

CONTROLS

TOOLS & CHEMICALS

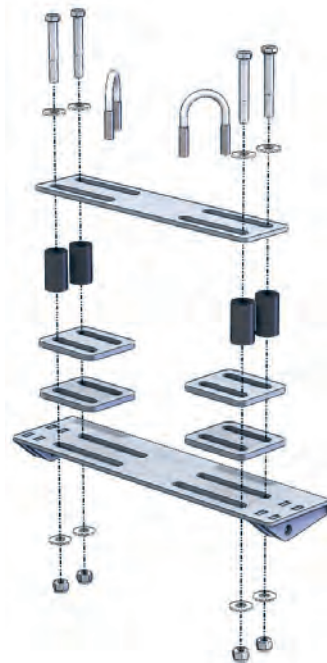
EXHAUST

ACCESSORIES





SNO-DEVIL RETAIL PLOW



Hybrid Mount System

The KFI Hybrid Mount System is a unique mounting system in the fact that it mounts to the frame just behind the wheels, instead of on the front or middle of the machine. This allows the Hybrid Mount to work with 90% of the ATV's on the market.



KFI Sno-Devil Replacement Parts

KP105158-R	Replacement Sno-Devil Foot (1x)
KP105069-R	48" Sno-Devil Wear Bar

KFI 48" Sno-Devil Plow System

Specifications:

- Requires a Winch for Lifting
- (5) Position Blade, Up to 25° to either side
- (6) Blade Pitch Adjustments (in 5° increments)
- Includes Universal Hybrid Mount #105515, 48" Blade and Push Tubes
- 12 System per Pallet (Box Size 48.5 x 17.75 x 10.375)
- UPS Shippable
- Powder Coated TOUGH
- 14ga Steel Blade and 3/16" Grade 50 steel gusseting
- 2-Sided 3/16" Grade 50 Steel Wear Bar attached with Grade 8 Bolts
- Adjustable HEAVY-DUTY Skid Pads
- 48" Bolt Together Blade with 16" of Blade Height

KP550	48" ATV Sno-Devil Complete ATV Plow System
-------	--



KW5069



KW5158

- INDEX
- WIDE OPEN PARTS
- TIRES & WHEELS
- BRAKES
- AIR, OIL & FUEL
- BATTERY & ELECTRICAL
- ENGINE
- BEARINGS
- BUSHINGS
- DRIVELINE
- AXLES
- BELTS
- CONTROLS
- TOOLS & CHEMICALS
- EXHAUST

ACCESSORIES



PROVANTAGE CENTER-MOUNT ATV PLOW SYSTEM

Center-Connection Advantages:

- Center-mount adds rigidity and extra stability to the ATV during plowing operations
- Designed for high ground clearance and quick installation or removal

- 1 Straight Plow Blade***
WN78950 50" Blade
WN78954 54" Blade
WN78960 60" Blade
- 2 Plow Base/Push Tube Assembly (center mount)**
WN78100
- 3 Plow mounting kit**
See application charts for part numbers
- 4 WARN winch**
(Optional. Choose from winch or Plow Lift)
- 5 Plow Pulley**
(Optional. Provides better control of plow blade by doubling the lifting advantage)
WN84526
- 6 Snow Control Flap**
(Optional. Controls snow kick back)
WN67870
- 7 Plow HD Wear Bar**
(Optional. Wear-form steel construction lasts up to 30% longer)
WN84050 (50")
WN84054 (54")
WN84060 (60")
- 8 Blade Side Wall**
(Optional. For straight blade. Control snow run off)
WN80607
- 9 Plow Markers**
(Optional. 2' high antenna)
WN67679

* Tapered blade is also compatible with the center-mount system:
WN80954 (54"), WN 80960 (60")



INDEX

WIDE OPEN PARTS

TIRES & WHEELS

BRAKES

AIR, OIL & FUEL

BATTERY & ELECTRICAL

ENGINE

BEARINGS

BUSHINGS

DRIVELINE

AXLES

BELTS

CONTROLS

TOOLS & CHEMICALS


EXHAUST

ACCESSORIES

WARN plow systems continue on the next page.


WARN PROVANTAGE PLOW SYSTEM FOR ATVS

HIGH PERFORMANCE, EXCEPTIONAL CONTROL, AND OUTSTANDING DURABILITY



The stable, wide plow bases and durable, extra-large plow skids deliver exceptional performance.

CHOICE OF FRONT OR CENTER MOUNT DESIGN



Long-lasting, large diameter pivot assemblies rotate the blade smoothly, precisely, and reliably, for years of service.

The plow blade trips forward when striking an immovable object, helping protect the plow assembly from damage.

Plows lift up high to clear the tallest curbs.



The blade can be optimized for varying conditions with an adjustable attack angle and spring tension system.

A special low-friction powder-coated finish helps keep material off the blade.

Tall blade heights push more snow.

Made from thick-gauge steel with reinforcing ribs, a center cross member, and a sturdy boxed design.



HOW TO ORDER:

1

CHOOSE YOUR ATV PLOW BLADE

Straight or tapered blade, in a variety of sizes.



2

CHOOSE YOUR ATV PLOW BASE

Front or center-mount.



3

ORDER YOUR ATV PLOW MOUNTING PLATE

Mounting plates vary by ATV make and model (see app chart for part number).



4

CHOOSE YOUR PLOW BLADE RAISING MECHANISM

Winch or ProVantage Plow Lift.



WARN plow systems continue on the next page.

INDEX

WIDE OPEN PARTS

TIRES & WHEELS

BRAKES

AIR, OIL & FUEL

BATTERY & ELECTRICAL

ENGINE

BEARINGS

BUSHINGS

DRIVELINE

AXLES

BELTS

CONTROLS

TOOLS & CHEMICALS

EXHAUST

ACCESSORIES

PROVANTAGE FRONT-MOUNT ATV PLOW SYSTEM

Front-Connection Advantages:

- Easy-on, easy-off rapid connection system is located at the front of the vehicle-no need to crawl under the ATV
- No need to remove mount during non-plowing seasons; no reduction in ground clearance
- Front-mount systems offer the highest blade lifting capability



ProVantage Dump Bucket

Turns your ProVantage plow blade into a versatile bucket loader. Features include 200 lb. capacity, ability to move up to five cubic feet of material, a 60° dump angle, and sturdy 14 gauge steel construction. Quick-release and re-set from the driver's seat. Not for use with center mount or tapered blades

WN84133 50" bucket conversion

WN83133 54" bucket conversion

WN85133 60" bucket conversion

INDEX

WIDE OPEN PARTS

TIRES & WHEELS

BRAKES

AIR, OIL & FUEL

BATTERY & ELECTRICAL

ENGINE

BEARINGS

BUSHINGS

DRIVELINE

AXLES

BELTS

CONTROLS

TOOLS & CHEMICALS

EXHAUST

ACCESSORIES

1 Straight Plow Blade*

WN78950 50" Blade
WN78954 54" Blade
WN78960 60" Blade

2 Plow Base/Push Tube Assembly (front mount)

WN92100

3 Plow mounting kit

See application charts for part numbers

4 WARN winch

(Optional. Choose from winch or Plow Lift)

5 Plow HD Mounting

(Optional part. Increase the durability of your mounting points)

WN85243 (Standard mount)
WN85244 (Offset mount)

6 Plow HD Wear Bar

(Optional. Wear-form steel construction lasts up to 30% longer)

WN84050 50"
WN84054 54"
WN84060 60"

7 Blade Side Wall

(Optional. For tapered blade. Control snow run off)

8 WN80607

Plow Markers

(Optional. 2' high antenna)

WN80607 blade is also compatible with the front-mount system:
WN80954 (54"),
WN80960 (60")



WARN plow systems continue on the next page.

PROVANTAGE CENTER-MOUNT ATV PLOW SYSTEM



Center-Connection Advantages:

- Center-mount adds rigidity and extra stability to the ATV during plowing operations
- Designed for high ground clearance and quick installation or removal



- 1 Straight Plow Blade***
WN78950 50" Blade
WN78954 54" Blade
WN78960 60" Blade
- 2 Plow Base/Push Tube**
Assembly (center mount)
WN78100
- 3 Plow mounting kit**
See application charts
for part numbers
- 4 WARN winch**
(Optional. Choose from
winch or Plow Lift)
- 5 Plow Pulley**
(Optional. Provides better control of
plow blade by doubling the lifting
advantage)
WN84526
- 6 Snow Control Flap**
(Optional. Controls snow kick back)
WN67870
- 7 Plow HD Wear Bar**
(Optional. Wear-form steel
construction lasts up to 30%
longer)
WN84050 (50")
WN84054 (54")
WN84060 (60")
- 8 Blade Side Wall**
(Optional. For straight blade.
Control snow run off)
WN80607
- 9 Plow Markers**
(Optional. 2' high antenna)
WN67679

* Tapered blade is also compatible
with the center-mount system:
WN80954 (54"), WN80960 (60")

WARN plow mounts continue on the next page.

INDEX

WIDE OPEN
PARTS

TIRES &
WHEELS

BRAKES

AIR, OIL
& FUEL

BATTERY &
ELECTRICAL

ENGINE

BEARINGS

BUSHINGS

DRIVELINE

AXLES

BELTS

CONTROLS

TOOLS &
CHEMICALS

EXHAUST

ACCESSORIES

WARN STANDARD PLOW SYSTEM FOR ATVS

Reliable Performance at a Very Competitive Price

The customizable WARN Standard Plow System gives you everything you need in a ATV plow. This versatile system is perfect for medium-duty, intermittent use.

Available in center-mount only, the WARN Standard Plow System gives you a choice of 48, 54 or 60" wide straight blades. WARN Standard Plow applications are available for most ATV models.



1 Standard Plow Blade

- WN86766** 48" Blade
- WN86768** 54" Blade
- WN86772** 60" Blade

2 Standard Plow Base/ Push Tube Assembly

WN86528

3 Plow mounting kit

See application charts for part numbers

4 Plow Lift

WN84600
(Optional. Choose from Plow Lift or winch)



Optional Accessories and Upgrades For Your Standard Plow System



Plow Markers
2' high antenna
WN67679



Snow Control Flap
Flexible rubber top flap controls snow (cut to size)
WN67870 (60")

Blade Side Wall
Control run off of snow and other materials. Made of heavy duty steel
WN80607



Plow Skids
For Standard straight blade
WN69212




Plow Lift Rope
8' of durable synthetic rope. Temporarily replaces your wire rope for plow season and saves wear and tear
WN68560



Roller Fairlead For Plow Lifting
Larger diameter roller reduces wear on rope

WN69373 (fits WARN ATV winches 2000-3500 lbs)



Plastic Wear Bar
Excellent on concrete/brick
WN67860 (48")
WN67861 (54")
WN67862 (60")

Steel Wear Bar
Replacement part for standard steel wear bar
WN39416 (48")
WN39415 (54")
WN62601 (60")

WARN plow mounts continue on the next page.

- INDEX
- WIDE OPEN PARTS
- TIRES & WHEELS
- BRAKES
- AIR, OIL & FUEL
- BATTERY & ELECTRICAL
- ENGINE
- BEARINGS
- BUSHINGS
- DRIVELINE
- AXLES
- BELTS
- CONTROLS
- TOOLS & CHEMICALS
- EXHAUST
- ACCESSORIES**

ATV ALL IN ONE PLOW SYSTEM

One part number, one great value



This fully integrated plow system includes everything you need to get your ATV ready to move some material. Ideal for occasional, light-duty work, the universal kit fits about 90%* of ATVs on the market and comes with a mounting plate, push tubes, and blade in one package. Whether it's snow, mulch, sand, or dirt, this versatile plow system is ready to get to work.

- Complete easy-to-install system in one box (winch/plow lift sold separately)
- 5 position blade angle
- Round tube steel chassis
- 48" blade, push tubes and universal under body plow mount
- Includes plow gravel skids
- Blade can be lifted with winch or Provantage Plow Lift (PN 84600)

**This product is designed to fit most vehicles, however, Warn does not guarantee vehicle fitment for all vehicles.*

WN106080



WARN plow mounts continue on the next page.

INDEX

WIDE OPEN PARTS

TIRES & WHEELS

BRAKES

AIR, OIL & FUEL

BATTERY & ELECTRICAL

ENGINE

BEARINGS

BUSHINGS

DRIVELINE

AXLES

BELTS

CONTROLS

TOOLS & CHEMICALS

EXHAUST

ACCESSORIES

PROVANTAGE SIDE X SIDE PLOW SYSTEM



High-performance, Durable Construction, and Top Quality

Get your Side x Side ready for plowing with the WARN ProVantage Plow System. The system has been engineered from the ground up and extensively tested to give the product years of service, so you and your vehicle can plow season after season.

The ProVantage Side x Side Plow System has the same rapid connection system as the ATV system, but it uses a big Side x Side specific plow blade to move material. Just add the Side x Side plow base, a winch, pick your accessories of choice, and you're ready to get to work.



TO BUILD YOUR SYSTEM, YOU WILL NEED THESE FOUR PARTS:

- ① 72" Straight Plow Blade **WN79958**
66" Straight Plow Blade **WN90695**
- ② Plow Base/Push Tube Assembly (includes pulley kit) **WN79805**
- ③ Plow mounting kit
See application charts for part numbers
- ④ WARN winch

Optional Accessories and Upgrades For Your Side X Side Plow System

Plow Markers
2' high antenna
WN67679



Blade Side Wall
Control snow run off
WN80607



Plow HD Skids
• Wear-form steel construction
• Outlast standard skids by up to 30%
WN85368 for 72" blade

Standard Skids
• Replacement part.
WN80475



Roller Fairlead For Plow Lifting
Larger diameter roller reduces wear on rope
WN82550
(fits WARN winches 4000-4500 lbs)




Plow Lift Rope
8' of durable synthetic rope. Temporarily replaces your wire rope for plow season and saves wear and tear
WN68560



Plow Limit Control
• Extends plow system life
• Protects your vehicle from impact and stops "over raised" conditions Allows you to fine tune system for a variety of stop positions
WN85950 for UTV

Plow HD Wear Bar
• Wear-form steel construction



• Lasts up to 30% longer than standard wear bars
WN85287 (72")
Steel Wear Bar
Replacement part for standard steel wear bar
WN72047 (72")

WARN plow mounts continue on the next page.



- INDEX
- WIDE OPEN PARTS
- TIRES & WHEELS
- BRAKES
- AIR, OIL & FUEL
- BATTERY & ELECTRICAL
- ENGINE
- BEARINGS
- BUSHINGS
- DRIVELINE
- AXLES
- BELTS
- CONTROLS
- TOOLS & CHEMICALS
- EXHAUST
- ACCESSORIES**

PARTS AND ACCESSORIES FOR PLOW SYSTEMS



PROVANTAGE ATV TAPERED PLOW BLADE

- Tapered design with aggressively curved profile to move snow or dirt up and away from the surface you're clearing.
- Made from thick 11-gauge steel with extra-heavy ribbing for added rigidity. Boxed design adds further support.
- Special low-friction powder-coated finish helps keep material from sticking to the blade.
- Available in 54" and 60" widths.
- Thick, sturdy wear bar has steep angle of attack for maximum surface scraping.

WN80954 54" Tapered Blade
WN80960 60" Tapered Blade

PROVANTAGE ATV STRAIGHT PLOW BLADE

- Made from thick 12-gauge steel with heavy-duty ribbing and a center cross member for added rigidity. Boxed design adds extra support.
- Special low-friction powder-coated finish helps keep material from sticking to the blade.
- Available in 50", 54", and 60" widths.
- 54" and 60" blades have top lips with pre-drilled holes for accessories.
- 17³/₄" blade height.
- Thick, sturdy wear bar has steep angle of attack for maximum surface scraping.

WN78950 50" Blade (14-gauge, no top lip, 16³/₄" high)
WN78954 54" Blade
WN78960 60" Blade

FRONT OR CENTER MOUNTING KIT

- Kits are engineered to fit specific vehicle makes and models.
- Choose from front or center-mount options.
- Front-mount allows for rapid connection. Easy-on, easy-off thanks to self-locating pin design. No need to crawl under the vehicle. No reduction in ground clearance.
- Center-mount plate remains attached to the ATV and becomes a structural component adding rigidity to the ATV during plowing operations. Designed for high ground clearance and quick installation or removal of push-tube assembly.

See application listing for part numbers



PLOW LIFT

Effortlessly lifts your plow without needing to use your winch. Screw-drive system is compact and easy to install. Works with all WARN plow systems, new or old.

WN84600



1. ATV PLOW MARKERS

These 2' high antenna have red rubber tips for visibility; great for use in deep snow.

WN67679

2. BLADE SIDE WALL

Control run off and get scoop-like control of snow and other materials. Helps to gather material before depositing. Made of heavy duty steel.

WN80607 Straight blades. Can be mounted on either side
WN70880 Tapered blades

3. SNOW CONTROL FLAP

Made of flexible rubber, this top flap controls snow kick back and keeps snow on the ground. Fits all WARN ATV plows (cut to size).

WN67870 (60")

PROVANTAGE ATV BASE/PUSH TUBE ASSEMBLY

Choose from front or center-mount options. The extra-wide design gives increased stability and durability. A forward trip system and interlocked rotating base plate deliver strength, durability, and impact resistance.


WN92100 Front mount
WN78100 Center mount



ROLLER FAIRLEAD FOR PLOW LIFTING

For use with winches that raise and lower a plow blade. Larger diameter roller reduces wear on rope.

WN69373 fits WARN winches 2000-3500 lbs., and AXON 45RC
WN82550 fits WARN winches 4000-5500 lbs.



WARN plow mounts continue on the next page.

INDEX

WIDE OPEN
PARTS

TIRES &
WHEELS

BRAKES

AIR, OIL
& FUEL

BATTERY &
ELECTRICAL

ENGINE

BEARINGS

BUSHINGS

DRIVELINE

AXLES

BELTS


CONTROLS

TOOLS &
CHEMICALS

EXHAUST

ACCESSORIES

PARTS AND ACCESSORIES FOR PLOW SYSTEMS



PLOW HD WEAR BAR

- Wear-form steel construction.
- Lasts up to 30% longer than standard wear bars.


WN84050 (50")
WN84054 (54")
WN84060 (60")



PLASTIC WEAR BAR

Made of ultra-high molecular weight plastic (UHMW). Excellent on concrete/brick.


WN80860 (50")
WN67861 (54")
WN67862 (60")



STEEL WEAR BAR

Replacement part for standard steel wear bar.

WN80608 (50")
WN39415 (54")
WN62601 (60")



PLOW SKIDS

For ProVantage straight and tapered blade.

WN80475
 (for 54" and 60" blades)
WN69212
 (for 50" blade)



PLOW HD SKIDS

- Wear-form steel construction.
- Outlast standard skids by up to 30%.

WN85368
 (for ProVantage 54" and 60" blades. Not for use with 50" blade)

PROVANTAGE UPGRADES: INCREASE THE DURABILITY AND PERFORMANCE OF YOUR SYSTEM



PLOW SLACK CONTROL

- Extend the life of your plow system and winch rope.
- Eliminates winch overrun when lowering the plow (also corrects cable tangles).

WN85742 ATV (Plow only)



PLOW HD MOUNTING

- Upgrade mounting points
- Wear-form steel construction.
- Increase the durability of your mounting points.
- For front-mount plow only.

WN85243 ATV (Standard mount)
WN85244 ATV (Offset mount)



PLOW LIMIT CONTROL

- Extends plow system life
- Protects your vehicle from impact and stops "over raised" conditions.
- Allows you to fine tune system for a variety of stop positions.
- For front-mount plow only.

WN85950
 ATV and UTV plows
WN88950
 Combo limit-slack control (plow only)



PLOW PULLEY

- Provides better control of plow blade by doubling the lifting advantage, slowing blade movement, and repositioning the lift point.
- Contributes to longer rope life by reducing load and bend over angle.

WN84526 ATV (Plow Only)

Note: Plow Pulley Kit is not compatible with WARN Plow Lift

UNIVERSAL PLOW MOUNT

This versatile non-vehicle-specific plow mount will transform almost any ATV into a plow-ready machine. Compatible with both WARN ProVantage and Standard center-mount push tubes, the Universal Plow Mount provides stability and versatility. Constructed from steel and wearing a durable powder-coated finish, this mount is ideal for seasonal duty and easily attaches to a majority of ATVs.

- Center mounting position for reliable and versatile plow performance
- Low-profile design provides maximum clearance
- Includes mounting hardware

WN91810



ATV PROVANTAGE SNOW PLOW STRAP

- Durable strap replaces winch rope for plow lifting duties
- Wide design reduces wear and tear on roller fairleads
- Works with both roller and hawse fairleads
- Fits all WARN ProVantage ATV snow plow applications

WN99946



PLOW LIFT ROPE

Uses 8' section of durable synthetic rope. Temporarily replaces your wire rope for plow season and saves wear and tear. Stands up to repeated, sharp angle pulls used to lift heavy plow blade.

WN68560



WARN plow mounts continue on the next page.



INDEX

WIDE OPEN PARTS

TIRES & WHEELS

BRAKES

AIR, OIL & FUEL

BATTERY & ELECTRICAL

ENGINE

BEARINGS

BUSHINGS

DRIVELINE

AXLES

BELTS

CONTROLS

TOOLS & CHEMICALS

EXHAUST

ACCESSORIES

Plow Mount Application Guide

ARCTIC CAT ATV			
MODEL	YEAR	CENTER PLOW MOUNT ^F	FRONT PLOW MOUNT ^G
Alterra 400	16-17		WN97596
Alterra 700	15-20		WN97596
Alterra TRV 500	17-20		WN97212
Alterra TRV 700	15-20		WN97212
700 (TBX)(TRV LTD) (TRV XT)(TBX SE)(TRV SE)	12-20	WN63294	WN84354

ARCTIC CAT UTV			
MODEL	YEAR	CENTER PLOW MOUNT ^F	FRONT PLOW MOUNT ^G
500 HDX	16-20		WN97420
700 HDX	16-20		WN97420
Prowler 700	15-19		WN97420
Wildcat Sport	15-19		WN97215 ^H
Wildcat Trail	15-19		WN97215 ^H
Prowler 550 XT	09-14		WN83875
Prowler 500 (HDX) (HDX LTD) (HDX XT)	14-15		WN83875
Prowler 550 (XT)	15-16		WN97420
Prowler 650 H1 XT	06-09		WN83875
Prowler 700 (XT) (XTX) (LE) (HDX XT EPS)	09-15		WN83875
Prowler 1000 XTZ 4X4	09-14		WN83875

CAN-AM ATV			
MODEL	YEAR	CENTER PLOW MOUNT ^F	FRONT PLOW MOUNT ^G
Outlander 450 (DPS) (MAX) (MAX DPS)	16-20		WN97130
Outlander 450 (XT) (XT-P) (Mossy Oak SE) (North ED)	16-20		WN97130
Outlander L 570	16-20		WN97130
Outlander L 570 (DPS) (LE) (Max DPS)	16-20		WN97130
Outlander 570 (DPS) (Max DPS) (X) (MR)	16-20		WN97130
Outlander 570	16-20		WN97130
Outlander 650 (XT) (XT-P) (Mossy Oak Ed.) (North ED) (X) (MR)	13-20		WN95840
Outlander 650	13-20		WN95840
Outlander 650 6X6	16-20		WN95840
Outlander 650 6X6 XT	16-20		WN95840
Outlander 850	15-20		WN95840
Outlander 850 (MR) (X MR) (XT) (XT-XTP)	16-20		WN95840
Outlander 1000 (R) (MAX) (XT) (X) (XT-P) (MR) (X MR)	13-20		WN95840
Outlander 1000R 6X6 (XT)	16-20		WN95840
Renegade 570	16-20	WN89613	
Renegade 850	16-20	WN89613	
Renegade 1000	12-20	WN89613	
Outlander 330 (2X4) (4X4) (MAX)	03-05	WN67945	
Outlander 400 (2X4) (4X4) (XT)	03-04	WN67945	
Outlander 400 MAX	03-06	WN67945	
Outlander 400 (XT) (MAX XT)	05-06	WN67945	
Outlander 400 (MAX)	2006	WN72504	WN79234
Outlander 400 (XT) (MAX XT)	07-15	WN72504	WN79234
Outlander L 450 (DPS) (Max DPS) (XT)	15-16	WN89613	WN97130
Outlander 500 MAX	07-08	WN72504	WN79234

CAN-AM / ATV			
MODEL	YEAR	CENTER PLOW MOUNT ^F	FRONT PLOW MOUNT ^G
Outlander 500 MAX XT (LTD)	07-12	WN72504	WN79234
Outlander 500 MAX XT (LTD)	13-14	WN89613	WN97130
Outlander L 500 (DPS)	2015	WN89613	WN97130
Outlander 650 (XT) (MAX XT)	06-07	WN72504	WN79234
Outlander 650 (R) (MAX) (MR) (DPS) (LTD)	06-12	WN72504	WN79234
Outlander 650 (MAX XT) (XT-P)	08-12	WN72504	WN79234
Outlander 800 (MAX)	06-08	WN72504	WN79234
Outlander 800 (R) (MAX) (MR) (DPS) (LTD)	08-12	WN72504	WN79234
Outlander 800 MAX XT (XT-P)	08-12	WN72504	WN79234
Outlander 800 (R) (MAX) (XT) (X) (XT-P) (MR)	13-16	WN89613	WN95840
Outlander 1000R (DPS) (XT)	2016	WN89613	WN95840
Outlander 1000R (XT-P) (MAX ST) (MAX XP-Pa) (MAX LTD)	2016	WN89613	WN95840
Renegade 500 (R) (MAX) (XT) (X) (XT-P)	12-16	WN89613	
Renegade 800 (R) (MAX) (XT) (X) (XT-P)	12-16	WN89613	

CAN-AM / BRP UTV			
MODEL	YEAR	CENTER PLOW MOUNT ^F	FRONT PLOW MOUNT ^G
Maverick 1000	13-20		WN91255
Commander 800	11-20		WN85690 ^C
Commander 1000	11-20		WN85690 ^C
Defender	16-20		WN95850
Defender (XT) (Mossy Oak Ed.) (MAX-XT) (LONE STAR MAX)	16-20		WN95850
Defender X MR	18-20		WN95850

HONDA ATV			
MODEL	YEAR	CENTER PLOW MOUNT ^F	FRONT PLOW MOUNT ^G
Foreman TRX500	14-20	WN93901	WN100390
Rancher TRX420 (EPS) (FA) (FM) (FE) (FPE) (FPA) (FPM) 4x4	14-20	WN93901	WN100390
Rancher TRX420	15-20	WN93901	WN100390
Rincon 680	06-20		WN79673
Rubicon TRX500	15-19	WN93901	WN100390
Rubicon TRX520	15-20		WN100390
Foretrax 300 (TRX300FW) 4X4	93-00	WN37850	
Foreman (TRX400FW) 4X4	95-03	WN37851	
Foreman TRX450 4X4 (S) (ES) (FM) (FE)	98-04	WN37852	
Foreman TRX500 (TM) (FE) 2X4 4X4	05-06	WN70583	WN80554
Foreman TRX500 (FM) (FPM) (ES) (FE) (FPE) (TM) (2x4) (4X4)	07-11	WN70583	WN80554
Foreman TRX500 (FE) (ESE) (FM) (FPE) (FPM) 4x4	12-13	WN87686	WN87190
Rancher TRX350 (TM) (ES) (TE) 2X4	00-06	WN63290	
Rancher TRX350 (FM) (ES) (FE) 4X4	00-06	WN63290	
Rancher AT TRX400 (FA) (FG) (FGA) (GPScape) 4x4	04-07	WN63290	
Rancher TRX420 (TM) (TE) 2X4	07-13	WN87686	

WARN plow mounts continue on the next page.

- INDEX
- WIDE OPEN PARTS
- TIRES & WHEELS
- BRAKES
- AIR, OIL & FUEL
- BATTERY & ELECTRICAL
- ENGINE
- BEARINGS
- BUSHINGS
- DRIVELINE
- AXLES
- BELTS
- CONTROLS
- TOOLS & CHEMICALS
- EXHAUST
- ACCESSORIES



HONDA ATV			
MODEL	YEAR	CENTER PLOW MOUNT ^F	FRONT PLOW MOUNT ^G
Rancher TRX420 (AT) (FM) (EPS) (FE) (FPE) (FPA) (FPM) 4x4	07-13	WN87686	WN80031
Rancher TRX420 (AT)	2014	WN87686	WN80031
Rincon TRX650 (FA) 4X4	03-05	WN65070	WN79673
Rincon TRX680 (FGA) (FA) (GPScape) 4X4	06-14	WN65070	WN79673
Rubicon (TRX500FA) 4X4	20-04	WN61611	
Rubicon TRX500 (FA) (FG) 4x4	05-06	WN70583	WN80554
Rubicon GPScape TRX500FGA 4X4	07-09	WN70583	WN80554
Rubicon TRX500 (FA) (FG) (FPA) 4x4	07-14	WN70583	WN80554

HONDA UTV			
MODEL	YEAR	CENTER PLOW MOUNT ^F	FRONT PLOW MOUNT ^G
Pioneer 500	15-20		WN93730 ^H
Pioneer 700	14-20		WN93954 ^C
Pioneer 1000	16-20		WN93820 ^C
Talon 1000 (X)(R)	18-20		WN104126

JOHN DEERE ATV			
MODEL	YEAR	CENTER PLOW MOUNT ^F	FRONT PLOW MOUNT ^G
Gator XUV 550	13-14		WN93533

KAWASAKI ATV			
MODEL	YEAR	CENTER PLOW MOUNT ^F	FRONT PLOW MOUNT ^G
Brute Force 750	09-20	WN70558	WN80360
Brute Force 650	05-13	WN62686	WN81922
Brute Force 650	05-13	WN70558	WN82530
Brute Force 750	06-08	WN70558	WN82530 ^D
Prairie 360	02-13	WN62686	WN80556

KAWASAKI UTV			
MODEL	YEAR	CENTER PLOW MOUNT ^F	FRONT PLOW MOUNT ^G
Mule 4000	10-20		WN83503
Mule 4010	09-20		WN83503
Mule PRO(FX) (FXT) (DX) (DXT)	15-20		WN95370
Mule PRO MX	19-20		WN106720
Mule MX	19-20		WN106720
Mule SX	17-20		WN96990 ^H
Teryx	14-19		WN88330
Teryx 4	14-19		WN88330
Teryx 750 (FI) (LE) (Camo) (Sport) (SGE)	08-13		WN79925
Teryx 4 750 (EPS) (LE) (Camo)	12-13		WN88330
KRX Teryx 1000	2020		WN106576

KUBOTA ATV			
MODEL	YEAR	CENTER PLOW MOUNT ^F	FRONT PLOW MOUNT ^G
RTV500	08-20		WN83650
RTV-X900	14-20		WN83650
RTV-X1140	16-20		WN83650
RTV400ci	12-17		WN83650 ^D
RTV 900	12-17		WN91490

KYMCO ATV			
MODEL	YEAR	CENTER PLOW MOUNT ^F	FRONT PLOW MOUNT ^G
MXU 375	09-13	84820	
MXU 450i 4x4 (EFI)(LE) (Camo)(50th)	12-17		WN88085
MXU 500 (i)	07-12	WN86680	WN86142
Talon 1000 (X)(R)	18-20		WN104126

KYMCO UTV			
MODEL	YEAR	CENTER PLOW MOUNT ^F	FRONT PLOW MOUNT ^G
RTV500	08-20		WN83650
RTV-X900	14-20		WN83650
RTV-X1100	14-20		WN83650
RTV-X1120	14-20		WN83650
RTV-X1140	16-20		WN83650
UXV500 (i)(Camo)(IRS)(G) (G Turf)	2009		WN86386
UXV500 (i)(LE)(SE)	10-13		WN86386
UXV500i (LE)(HE)(TURF) (Camo)(50th Anniversary) (EPS)	14-17		WN86386

POLARIS ATV			
MODEL	YEAR	CENTER PLOW MOUNT ^F	FRONT PLOW MOUNT ^G
Sportsman 450 H.O.	16-20	WN94644	WN95160
Sportsman 570 (Utility & Recreational)	15-20	WN94644	WN95160
Sportsman 570 SP	16-19	WN94644	WN98678
Sportsman 570 Premium	2020	WN94644	WN98678
Sportsman 850	15-20	WN80260	WN100960
Sportsman 1000	15-20	WN80260	WN100960
Sportsman 1000 Touring	15-20		WN100960
ACE 325	14-16	WN95848	WN96460
Sportsman 300	08-10	WN79018	WN83170
Sportsman 335	98-00	WN37843	
Sportsman 350 EXT	2015	WN94644	WN95160
Sportsman 400	01-03	WN37843	
Sportsman 400	04-07	WN37843 ^P	
Sportsman 400 H.O.	08-10	WN79018	WN83170
Sportsman 400 H.O.	11-14	WN87355	WN91280
Sportsman 500	96-03	WN37843	
Sportsman 500	04-07	WN37843 ^P	WN83110 ^S

WARN plow mounts continue on the next page.

KEY

- C** Plow mount not compatible with OEM winch mount
- D** Plow mount must use Front Mount ATV base/ tube assembly (WN92100) and ATV blade
- F** Center Plow Mounts—Compatible with WN78100 and WN86528 plow bases
- G** Front Plow Mounts—ATV applications will use push tubes WN92100 and Side X Side applications will use WN79805 push tubes unless otherwise noted
- H** Plow mount must use Front Mount ATV base/tube assembly (WN92100) and ATV blade
- P** Kit must be revision B2 for mid-05 and later
- S** Will not work with "Demand Drive" front differential

- INDEX
- WIDE OPEN PARTS
- TIRES & WHEELS
- BRAKES
- AIR, OIL & FUEL
- BATTERY & ELECTRICAL
- ENGINE
- BEARINGS
- BUSHINGS
- DRIVELINE
- BELTS
- AXLES
- BELTS
- CONTROLS
- TOOLS & CHEMICALS
- EXHAUST
- ACCESSORIES



WARN PLOW MOUNTS

POLARIS ATV

MODEL	YEAR	CENTER PLOW MOUNT ^F	FRONT PLOW MOUNT ^G
Sportsman 500 H.O.	08-10	WN37843	WN83110 ^S
Sportsman 500 (Touring) (X2)	08-11	WN87355	
Sportsman 500 H.O. (Touring)	11-16	WN87355	WN91280
Sportsman 550 (EPS) (XP) (X2)	10-14	WN80260	WN80545
Sportsman 570	2014	WN94644	WN94765
Sportsman 570 X2	2014		WN94765
Sportsman 600	2003	WN63936	
Sportsman 600	04-05	WN63936	
Sportsman 700	02-03	WN63936	WN79608
Sportsman 700	04-07	WN63936	WN79608
Sportsman 700 X2	2008	WN78395	
Sportsman 800	05-10	WN78395	WN79608
Sportsman 800 X2	07-08	WN78395	
Sportsman 800 Big Boss 6X6	2009		WN79608
Sportsman 800	11-13	WN87355	WN91280
Sportsman 800 Big Boss 6X6	11-13		WN91280
Sportsman 850 XP	09-14	WN80260	WN80545
Sportsman 850 Touring	10-14	WN80260	WN80545
Sportsman 850 X2	2011		WN80545

POLARIS UTV

MODEL	YEAR	CENTER PLOW MOUNT ^F	FRONT PLOW MOUNT ^G
General 1000	16-19		WN97340
Ranger 570 Full-size	15-20		WN90924
Ranger 900	13-19		WN90924
Ranger 1000	17-19		WN90924
Ranger 1000 XP	18-20		WN103050
Ranger Evv	15-20		WN90546
Ranger Diesel	15-19		WN90924
RZR 570	12-20		WN80681 ^H
RZR 1000 (XP) (LE) (S)	14-20		WN97084 ^H
RZR XP Turbo	16-20		WN97084 ^H
RZR XP Turbo S	18-20		WN97084 ^H
RZR Pro XP	2020		WN97084 ^H
ACE 500	17-18		WN95848 ^N
ACE 570	15-17		WN95848 ^N
ACE 900	16-18		WN95848 ^N
Ranger 400 Midsize 4x4 (Crew)	10-14		WN90546
Ranger 500 4X4	2008		WN81580
Ranger 500 4X4 (Crew)	2009		WN79700
Ranger 700	2008		WN81580
Ranger 700 (Crew)	2009		WN81580
Ranger 700 (HD) (HP)	2009		WN79700
Ranger 700 6X6	08-09		WN81580
Ranger 800 (XP) (SP) (EPS) (Crew) (HD)	10-15		WN79700 ^T
Ranger 800 Midsize	12-15		WN90546

POLARIS UTV

MODEL	YEAR	CENTER PLOW MOUNT ^F	FRONT PLOW MOUNT ^G
Ranger 800 6x6	10-16		WN79700
Ranger 900 Highlifter Edition	2016		WN90924
Ranger Diesel	11-14		WN79700
RZR 800 (S) (EPS) (LE) (4)	08-14		WN80681 ^H

SUZUKI ATV

MODEL	YEAR	CENTER PLOW MOUNT ^F	FRONT PLOW MOUNT ^G
King Quad 400	08-20	WN63840	WN80556
King Quad 500 AXi	08-20	WN70737	WN80558
King Quad 750	08-20	WN70737	WN80558

YAMAHA ATV

MODEL	YEAR	CENTER PLOW MOUNT ^F	FRONT PLOW MOUNT ^G
Grizzly 700	16-20	WN88188	WN95745 ^C
Kodiak 450	18-20		WN90855
Kodiak 700	16-20	WN88188	WN95745
Big Bear 400	07-12		WN85100
Bruin 350	04-06	WN64670	
Grizzly 300	12-14	WN64670	
Grizzly 350	07-11	WN64670	
Grizzly 350 (IRS)	07-11	WN64670	WN81656
Grizzly 350	12-14	WN64670	WN81656
Grizzly 400	05-09	WN64670	WN80534
Grizzly 450	05-07	WN64670	WN80534
Grizzly 450	08-14	WN64670	WN80534
Grizzly 550	09-14	WN73996	WN79403
Grizzly 660	02-08	WN64669	WN79605
Grizzly 700	07-11	WN73996	WN79403
Grizzly 700	12-15	WN88188	WN79403
Kodiak 350 IRS	07-11	WN64670	WN81656
Kodiak 400	03-04	WN64670	WN81656
Kodiak 400	03-09	WN64670	WN81656
Kodiak 450	03-04	WN64670	
Kodiak 450	05-08	WN64670	WN80534

YAMAHA UTV

MODEL	YEAR	CENTER PLOW MOUNT ^F	FRONT PLOW MOUNT ^G
Wolverine	16-18		WN95475
Wolverine X2	2019		WN90865
Wolverine X4	18-19		WN90865
Viking	13-19		WN92156
Rhino 450	07-09		WN79815 ^V
Rhino 660	03-07		WN79815 ^V
Rhino 700	08-13		WN79815 ^V

KEY

- C** Plow mount not compatible with OEM winch mount
- F** Center Plow Mounts—Compatible with WN78100 and WN86528 plow bases
- G** Front Plow Mounts—ATV applications will use push tubes WN92100 and Side X Side applications will use WN79805 push tubes unless otherwise noted
- H** Plow mount must use Front Mount ATV base/tube assembly (WN92100) and ATV blade
- N** Plow mount must use Center Mount ATV base/tube assembly (WN78100) and ATV blade
- P** Kit must be revision B2 for mid-05 and later
- S** Will not work with "Demand Drive" front differential
- T** Must be Revision A1 for 2012 application
- V** Fits 4000-4500 series winches only

Dynojet Power Vision 3



Our powerhouse fuel tuner, made to optimize your power for more speed on the racetrack, better fuel efficiency on your commute or anything in between. The Power Vision is able to hold multiple tunes at once so roadside changes are a snap, and it can also monitor and track your progress to really get your engine roaring.

POWERFUL TUNING

With a wide range of tunes already loaded onto your Power Vision, this easy-to-use device can start optimizing your vehicle right out of the box. It can track and monitor your progress to guide you on how to make perfectly-optimized tunes for your ride or drive style. If you're looking for something even easier, you can purchase one of our thousands of tested tunes from our online library, perfected for stock or heavily-modified vehicles.

- Can hold multiple tunes at once
- Track and monitor progress
- Used with Dynojet's PowerCore Software Suite

PERFECT COMPANION

Our Power Vision isn't just a powerful fuel tuner; it is built to last through any road trip or adventure. It is weather-resistant, vibration resistant, and has a high contrast screen so you can easily tune or monitor your progress in even bright sunlight with no visibility issue. This fuel tuner installs in a snap, and you can easily change your tune right from the road, no computer needed.

- Monitor and track your progress
- Installs through diagnostics port
- Can be mounted as an extra instruments panel

INDEX

WIDE OPEN PARTS

TIRES & WHEELS

BRAKES

AIR, OIL & FUEL

BATTERY & ELECTRICAL

ENGINE

BEARINGS

BUSHINGS

DRIVELINE

AXLES

BELTS

CONTROLS

TOOLS & CHEMICALS

EXHAUST

ACCESSORIES

Power Vision 3 continues on the next page.



CAN AM

MODEL	YEAR	PART #	NOTES
500 Defender HD5	18-21	PV3259	
800 Commander	16-19	PV3258	
800 Defender HD8	18-21	PV3259	
800 Maverick Trail	18-21	PV3254	
850 Outlander	19-21	PV3250	with DBW
850 Renegade	19-21	PV3250	with DBW
900 Maverick X3	17-21	PV3251	
900 Maverick X3 RR	2020	PV3251	
1000 Commander	16-19	PV3258	
1000 Defender HD10	18-21	PV3259	
1000 Maverick Turbo	15-17	PV3252	
1000 Maverick Trail	18-21	PV3254	
1000 Maverick Sport	19-20	PV3254	
1000 Outlander	19-21	PV3250	with DBW
1000 Renegade	19-21	PV3250	with DBW

HONDA

MODEL	YEAR	PART #	NOTES
SXS500 Pioneer	17-20	PV3613	
SXS700 Pioneer	17-21	PV3604	
SXS1000 Pioneer	16-20	PV3612	
SXS1000 Talon	19-21	PV3603	4 pin diag connector
SXS1000 Talon	20-21	PV3614	6 pin diag connector

KAWASAKI

MODEL	YEAR	PART #	NOTES
KRX1000 Teryx	20-21	PV3701	

POLARIS

MODEL	YEAR	PART #	NOTES
150 Ace	17-20	PV31911	
150 Ranger	17-21	PV31913	
450 Sportsman	17-21	PV31910	
500 Ace	17-20	PV31911	
500 Ranger	17-21	PV31913	
570 Ace	17-20	PV31911	
570 Ranger	17-21	PV31913	
570 RZR	17-21	PV31912	
570 Sportsman	17-21	PV31910	
800 Ranger / Crew	11-14	PV31901	
800 RZR / S / 4	11-14	PV31901	
850 Scrambler	17-21	PV31910	
850 Sportsman	17-21	PV31910	
900 Ace XC	17-20	PV31911	
900 Ranger XP	13-19	PV3195	
900 RZR / S / 4	11-14	PV31901	
900 RZR / S / 4	15-21	PV3193	
925 RZR Pro XP	16-21	PV3197	
925 RZR XP Turbo	16-21	PV3197	
1000 General / 4	16-21	PV3196	
1000 Ranger	20-21	PV3916	
1000 Ranger XP	17-21	PV3198	
1000 RZR RS1	18-20	PV31914	
1000 RZR S	16-21	PV3199	
1000 RZR XP / 4	14-21	PV3194	
1000 Scrambler	17-21	PV31910	
1000 Sportsman	17-21	PV31910	

YAMAHA

MODEL	YEAR	PART #	NOTES
YXE850 Wolverine X2	18-21	PV3212	
YXF850 Wolverine X4	18-21	PV3212	
YXE1000 Wolverine Rmax 2	2021	PV3214	
YXF1000 Wolverine Rmax 4	2021	PV3214	
YXZ1000 / R	16-20	PV3211	

Accessories

MODEL	PART #	NOTES
Unlock license - PV3	PV3UL1	
Honda tune license	PVTC16	
Polaris tune license	PVLICENSE	
Yamaha tune license	PVTV22	
Can Am tune license	PVLICENSE2	
Honda Talon	PV3603U	launch control tune upgrade
PV3 mount	PV3079	
X3 PV3 mount	PV3083	not for RR model/ Mounts directly to tac
X3 RR PV3 mount	PV3084	
RZR Pro XP PV3 mount	PV3090	
KRX PV3 mount	PV3091	
RZR XPT	PV3003	Launch control Module w/ switch
RZR Pro XP	PV3004	Launch control Module w/ switch
RZR XPT / Pro XP	PV3002	Boost tube (with BOV)
RZR XPT	PV3011	J-tube intake
RZR Pro XP	PV3017	J-tube intake
X3 '17-20	PV3005	Boost tube (with BOV - excludes RR models)
X3 '21	PV3013	Boost tube (with BOV)
X3 RR '20-21	PV3013	Boost tube (with BOV)



INDEX

WIDE OPEN PARTS

TIRES & WHEELS

BRAKES

AIR, OIL & FUEL

BATTERY & ELECTRICAL

ENGINE

BEARINGS

BUSHINGS

DRIVELINE

AXLES

BELTS

CONTROLS

TOOLS & CHEMICALS

EXHAUST

ACCESSORIES

Dynojet Power Commanders



Power Commander FC Part #PCFC

The Power Commander FC is a new plug-n-play fuel management device pre-programmed with Make/ Model specific maps. In addition the Power Commander FC has the added ability to modify or change these maps on the fly without a computer. Users can literally select between a Power Commander FC Map, custom-built maps, or even fine tune low, mid or high rpm ranges while sitting on the bike and without plugging into a computer. Standard +/- 10% increments from selected map settings, different ranges are available using the supplied Control Center software. Users can also load up to 10 of their personally built Power Maps into the Power Commander FC and select between them while in the saddle - eliminating the need to "re-boot" with the computer every time a new map is desired.

Power Commander III USB Part #PCIIIUSB

The Dynojet Power Commander plugs inline with your bike's stock fuel injection system. It uses OEM (original equipment manufacturer) style connectors making installation easy and quick. The Power Commander III USB allows a full range of fuel adjustment, as much as +/- 100% over stock. Adjustments can be made either with a Windows based computer or by using the face plate mounted button adjusters. No permanent changes are made to the bike's system. Once the unit is removed the bike reverts to its stock settings.

Power Commander V Part #PCV

The **NEW** Power Commander V is loaded with tons of new features:

- Reduced size from PCIIIUSB (less than half of the size of PCIII)
- USB powered from computer (9 volt adapter is no longer needed for programming)
- 2 position map switching function built in (map switch not included)
- Gear input (allows for map adjustment based on gear and speed)
- Analog input (allows user to install any 0-5 volt sensor and build an adjustment table based on its input such as boost or temperature)
- With gear position input connected the PCV is capable of allowing each cylinder to be mapped individually and for each gear (for example: on a 4 cylinder bike with a six speed transmission there could be up to 24 separate fuel tables).
- Unit has a -100/+250% fuel change range (up from -100/+100%). This allows more adjustment range for 8 injector sportbikes
- 10 throttle position columns (up from 9 on PCIIIusb)
- Enhanced "accel pump" utility (increased adjustment and sensitivity ranges)

Power Commander V Auto Tune Part numbers listed below

Designed to work in conjunction with the PCV. Auto Tune connects with a single cable and requires only a ground and +12 volt connection to be made for install. If your exhaust does not already have one, a "weld in" O2 sensor bung is included. We have taken virtually the same technology that our patented Tuning Link dynamometer software (for automated Dyno tuning) uses, along with Bosch Wide Band O2 sensors and miniaturized it to be used on your bike, ATV, or UTV, while you ride.

Once installed, the Auto Tune kit monitors the fuel mixture (by installing the included Wide Band O2 sensor in the exhaust). It then sends this information to the Power Commander V and automatically corrects it while you ride. Each map that we offer has preset Air/Fuel ratio values included that we find to be the best overall settings. This lets you simply plug in the unit and let it do the work. For Harley Davidson models we ever monitor and adjust each cylinder individually for increased precision as on these models required fueling can vary significantly between the front and rear cylinder.

For advanced users that would like to change the Air/Fuel ratios from our baseline they are fully adjustable. Each throttle opening/RPM combination is individually adjustable, so that you can have both fuel economy, during cruise, while maintaining peak output at larger throttle openings. For most models of bikes it is also possible to adjust the Air/Fuel ratios "per gear". This gives you total control of the fueling in every gear and throttle/rpm area if required.

Power Commander V Auto Tune Part #PCAT200

This version is a "universal fit", single O2 sensor kit. It can be used on any vehicle that has a PCV installed on it. It comes with a single O2 sensor, "cut to length" sensor cable, control module, O2 sensor, one weld boss kit, a CAN connection cable, and CAN termination plug. It requires a ground and +12 volt connection to be made using the supplied wiring hardware.

Power Commander V Auto Tune Part #PCAT300

This Auto-tune Universal kit is designed for twin cylinder motorcycles/ATVs that use the Power Commander V allowing control of two cylinders separately and simultaneously. The kit includes two O2 sensors, a control module with 2 sensor inputs, a CAN connection cable, CAN termination plug, two custom length sensor cables, and two weld boss kits. It also requires a ground and +12 volt connection to be made using the supplied wiring hardware.

Power Commanders continue on the next page.

INDEX

WIDE OPEN PARTS

TIRES & WHEELS

BRAKES

AIR, OIL & FUEL

BATTERY & ELECTRICAL

ENGINE

BEARINGS

BUSHINGS

DRIVELINE

AXLES

BELTS

CONTROLS

TOOLS & CHEMICALS

EXHAUST

ACCESSORIES



CAN-AM

MODEL	YEAR	PCFC	PCIII USB	PCV	AUTO TUNE
400 Outlander	FC25001		PC25005	PCAT200	PCAT200
500 Outlander	FC25003		PC25012	PCAT200	PCAT200
500 Outlander / Renegade	FC25009		PC25019	PCAT200	PCAT200
570 Outlander / Renegade			PC25026	PCAT300	PCAT200
570 Outlander / Renegade FUEL & IGNITION			PC25027	PCAT300	PCAT300
650 Outlander	FC25009		PC25013	PCAT300	PCAT300
650 Outlander FUEL & IGNITION			PC25027	PCAT300	PCAT300
800 Commander FUEL & IGNITION	FC25007		PC25007	PCAT300	PCAT300
800 Commander FUEL & IGNITION & BOOST			PC25007PTI	PCAT300	PCAT300
800 Outlander		USB615		PCAT300	PCAT300
800/1000 Outlander	FC25009		PC25009	PCAT300	PCAT300
1000 Outlander	FC25030		PC25030	PCAT300	PCAT300
800/1000 Defender			PC25018	PCAT300	PCAT300
800 Renegade	FC25003		PC25003	PCAT300	PCAT300
800/1000 Renegade	FC25009		PC25009	PCAT300	PCAT300
850 Outlander / Renegade	FC25030		PC25030	PCAT300	PCAT300
1000 Renegade	FC25030		PC25030	PCAT300	PCAT300
1000 Commander FUEL & IGNITION	FC25007		PC25008	PCAT300	PCAT200
1000 Commander FUEL & IGNITION & BOOST			PC25008PTI	PCAT300	PCAT300
1000 Maverick FUEL & IGNITION	FC25016		PC25016	PCAT300	PCAT300
1000 Maverick FUEL & IGNITION	13-17	FC25016		PC25016	PCAT300

HONDA

MODEL	YEAR	PCFC	PCIII USB	PCV	AUTO TUNE
TRX420 Rancher		USB128			
TRX420 Rancher	FC16018		PC16018		
TRX420 Rancher FUEL & IGNITION	FC16059		PC16059	PCAT200	
TRX500 Foreman FUEL & IGNITION	FC16018		PC16028		
TRX500 Foreman FUEL & IGNITION	FC16059		PC16060	PCAT200	
SXS500 Pioneer FUEL & IGNITION			PC16062	PCAT200	
TRX520 Foreman FUEL & IGNITION			PC16084		
TRX680 Rincon	FC16018		PC16019		
MUV700 Big Red FUEL AND IGNITION			PC16033		
SXS700 Pioneer FUEL AND IGNITION			PC16058		
SXS700 Pioneer FUEL AND IGNITION			PC16073		
TRX700XX	FC16004		PC16004		
SXS1000 Pioneer FUEL AND IGNITION			PC16063	PCAT200	
SXS1000 Talon FUEL AND IGNITION			PC16076	PCAT200	

JOHN DEERE

MODEL	YEAR	PCFC	PCIII USB	PCV	AUTO TUNE
825i			PC28001		

KAWASAKI

MODEL	YEAR	PCFC	PCIII USB	PCV	AUTO TUNE
KVF750 Brute Force	FC17019		PC17019	PCAT300	
KVF750 Brute Force FUEL AND IGNITION			PC17031	PCAT300	
KRF750 Teryx	FC17018		PC17018		
KRF750 Teryx FUEL & IGNITION			PC17037		
KRT750 Teryx 4 FUEL & IGNITION	FC17018		PC17044		
KRF800 Teryx FUEL & IGNITION	FC17054		PC17054	PCAT300	
KRX1000 Teryx FUEL & IGNITION			PC17082		

Power Commanders continue on the next page.



POLARIS					
MODEL	YEAR	PCFC	PCIII USB	PCV	AUTO TUNE
550 Sportsman FUEL & IGNITION	FC19016		PC19016		
570 Ace FUEL & IGNITION			PC19029	PCAT200	
570 Sportsman FUEL & IGNITION	FC19022		PC19022	PCAT200	
570 Ranger FUEL & IGNITION			PC19035	PCAT200	
570 RZR FUEL & IGNITION	FC19015		PC19015	PCAT200	
570 RZR FUEL & IGNITION			PC19049		
700 Sportsman		USB910			
700 Sportsman		USB911			
700 Ranger		USB924			
800 Ranger FUEL & IGNITION	FC19011		PC19025		
800 RZR/S	FC19003		PC19003		
800 RZR/S FUEL & IGNITION			PC19013		
800 RZR/S FUEL & IGNITION & BOOST			PC19013PTI		
800 RZR/4/S FUEL & IGNITION	FC19011		PC19011		
800 RZR/4/S FUEL & IGNITION & BOOST			PC19011PTI		
800 Sportsman	FC19008		PC19008		
850 Sportsman	FC19005		PC19005		
850 Sportsman FUEL & IGNITION			PC19014		
850 Sportsman FUEL & IGNITION			PC19018		
850 Sportsman FUEL & IGNITION	FC19019		PC19019	PCAT300	
850 Scrambler FUEL & IGNITION	FC19019		PC19019	PCAT300	
900 Ranger FUEL & IGNITION	FC19020		PC19020	PCAT200	
900 Ranger FUEL & IGNITION			PC19037	PCAT200	
900 RZR FUEL & IGNITION	FC19012		PC19012		
900 RZR FUEL & IGNITION & BOOST			PC19012PTI		
900 RZR FUEL & IGNITION	FC19012		PC19017		
900 RZR FUEL & IGNITION & BOOST			PC19017PTI		
900 RZR S FUEL & IGNITION			PC19027	PCAT300	
925 RZR Turbo FUEL & IGNITION			PC19036	PCAT300	
1000 RZR FUEL & IGNITION	FC19021		PC19021		
1000 RZR FUEL & IGNITION & BOOST			PC19021PTI		
1000 RZR FUEL & IGNITION			PC19033		
1000 RZR FUEL & IGNITION & BOOST			PC19033PTI	PCAT300	
1000 RZR FUEL & IGNITION			PC19051		
1000 Scrambler FUEL & IGNITION	FC19019		PC19023	PCAT300	
1000 Sportsman	FC19019		PC19019	PCAT300	

SUZUKI					
MODEL	YEAR	PCFC	PCIII USB	PCV	AUTO TUNE
LTA750 KingQuad	FC20031		PC20031	PCAT300	

YAMAHA					
MODEL	YEAR	PCFC	PCIII USB	PCV	AUTO TUNE
YFZ450 R / X	FC22007		PC22007		
YFZ450 R / X FUEL & IGNITION			PC22044	PCAT200	
YFM550 Grizzly	FC22027		PC22033		
YFM700 Grizzly	FC22027		PC22027		
YFM700 Grizzly FUEL & IGNITION	FC22027		PC22064	PCAT200	
YFM700 Raptor	FC22002		PC22002	PCAT200	
YFM700 Raptor FUEL & IGNITION			PC22046	PCAT200	
YFM700 Raptor FUEL & IGNITION & BOOST	FC22002		PC22046PTI	PCAT200	
YFM700 Raptor FUEL & IGNITION	FC22002		PC22074	PCAT200	
YXR700 Rhino		USB434			
YXR700 Rhino	FC22004		PC22004		
YXR700 Rhino FUEL & IGNITION			PC22047		
YXM700 Viking	FC22004		PC22061	PCAT200	
YXE700 Wolverine			PC22073	PCAT200	
YXZ1000R FUEL & BOOST			PC22075PTI	PCAT300	

INDEX

WIDE OPEN PARTS

TIRES & WHEELS

BRAKES

AIR, OIL & FUEL

BATTERY & ELECTRICAL

ENGINE

BEARINGS

BUSHINGS

DRIVELINE

AXLES

BELTS

CONTROLS

TOOLS & CHEMICALS

EXHAUST


ACCESSORIES



Lift Springs by High Lifter



Higher capacity replacement springs. Original equipment spring is not heavy duty and is often worn out by heavy loads, winching, or muddin'. Provide about 100 additional pounds of capacity per set.



CAN-AM			
MODEL	ITEM	PART #	NOTES
Defender HD10 (2016-2018) Defender HD10 XT (2017) Defender HD10 DPS (2016-2019) Defender HD10 XT (2016-2019) Defender HD8 (2019-2021) Defender HD8 DPS (2019-2021) Defender HD8 XT (2019-2021)	Lift Springs, Front, Can-Am Defender 1000	SPRCFIDS	CAN AM DEFENDER 1000 FRONT SILVER SPRING KIT NOTE: Does not work on CAB models
Outlander 1000 (2012-2013) Outlander 1000 DPS (2013-2019) Outlander 1000 LTD (2013) Outlander 1000 MAX XT (2019) Outlander 1000 PRO (2017) Outlander 1000 XT (2014-2020) Can-Am Outlander 1000R XT (2021)	Lift Springs, Front, Can-Am Outlander	SPRCF1OLS	CAN-AM OUTLANDER 500/570/650/800/850/1000 FRONT SILVER SPRING KIT.
Defender HD10 (2016-2018) Defender HD10 XT (2017) Defender HD10 DPS (2016-2019) Defender HD10 XT (2016-2019) Defender HD8 (2019-2021) Defender HD8 DPS (2019-2021) Defender HD8 XT (2019-2021)	Lift Springs, Rear, Can-Am Defender 1000	SPRCR1D1S	CAN AM DEFENDER 1000 REAR SILVER SPRING KIT NOTE: Does not work on the CAB or MAX
Outlander 1000 (2012-2013) Outlander 1000 DPS (2013-2017) Outlander 1000 LTD (2013) Outlander 1000 MAX XT (2019) Outlander 1000 PRO (2017) Outlander 1000 XT (2014-2020) Outlander 1000R XT (2021)	Lift Springs, Rear, Can-Am Outlander	SPRCR1OLS	CAN-AM OUTLANDER 500/570/650/800/850/1000 REAR SILVER SPRING KIT. 6x6 models require 2-sets of rear springs. There are 4 rear shocks on the rear of the 6x6 models.

J&M ATV/UTV SUPPLY, INC. ... OVER 30 YEARS IN THE POWERSPORTS INDUSTRY

BY PHONE: 1-800-367-9603 » BY FAX: 901-377-3392 » ONLINE: WWW.JMATV.COM

Lift springs continue on the next page.



HONDA			
MODEL	ITEM	PART #	NOTES
Foreman 500 4X4 MAN (2013) Foreman 500 EPS 4x4 MAN (2013) Foreman 500 ES 4x4 (2013) Foreman 500 ES EPS 4x4 (2013)	Spring Adapter Kit for 2013 Honda Models	SPRHADAPTER	HONDA 500 FOREMAN 2013 FRONT SPRING ADAPTER KIT. PART# SPRH-ADAPTER IS REQUIRED FOR INSTALLATION OF HIGH LIFTER FRONT SPRING KIT (SPRHF500FM-1) ON 2013 HONDA 500 FOREMAN MODELS.
Rancher 420 2x4 (2007-2010) Rancher 420 4x4 (2007-2010) Rancher 420 AT 4x4 (2009-2014) Rancher 420 AT 4x4 PS (2014) Rancher 420 AT EPS 4x4 (09-13) Rancher 420 EPS 4x4 (2009-2010) Rancher 420 ES 2x4 (2007)	Lift Springs, Front, Honda Rancher 420 SRA (07-10), Rancher 420 IRS (09-14)	SPRHF420	HONDA 420 RANCHER SRA & IRS FRONT SPRING KIT FITS: HONDA 420 Rancher AT (IRS) 2009-2014 HONDA 420 Rancher (SRA) 07-10 (DOES NOT FIT 11-12 SRA..SEE SPRHF420-2)
Rancher 420 2x4 (2013) Rancher 420 4x4 (2013) Rancher 420 EPS 4x4 (2011-2013) Rancher 420 ES 2x4 (2011-2013) Rancher 420 ES 4x4 (2011-2013) Rancher 420 ES EPS 4x4 (2011-2013)	Lift Springs, Front, Honda Rancher 420 SRA	SPRHF4202	HONDA 420 RANCHER (SRA) 2011-2013 FRONT YELLOW SPRING KIT
Foreman 500 4X4 MAN (2012) Foreman 500 4X4 MAN (2013) Foreman 500 EPS 4x4 MAN (2012) Foreman 500 EPS 4x4 MAN (2013) Foreman 500 ES 4x4 (2012) Foreman 500 ES 4x4 (2013) Foreman 500 ES EPS 4x4 (2012)	Lift Springs, Front, Honda 500 Foreman	SPRHF502	HONDA 500 FOREMAN 2012-2013 FRONT LIFT SPRING KIT. HONDA 500 FOREMAN-WILL ONLY FIT WITH PURCHASE OF REQUIRED ADAPTER KIT PART# SPRH-ADAPTER
Rubicon 500 4x4 (2015-2016) Rubicon 500 DCT (2015-2019) Rubicon 500 DCT EPS (2015-2019) Rubicon 500 DCT EPS Deluxe (2015-2019) Rubicon 500 EPS (2015-2019) Rubicon 500 EPS Deluxe (2015-2016) Rubicon 520 DCT	Lift Springs, Front, Honda Rubicon 500	SPRHF500RS	HONDA 500 RUBICON - FRONT SPRING KIT. THIS KIT CONTAINS 2 FRONT SPRINGS
Foreman 500 4x4 (2014-2019) Foreman 500 4x4 PS (2014) Foreman 500 EPS 4x4 (2015-2016) Foreman 500 ES 4x4 (2014-2016) Foreman 500 ES 4x4 PS (2014) Foreman 500 ES EPS 4x4 (2015-2019) Foreman 520 4x4 (2020-2021)	Lift Springs, Front, Honda Foreman/ Rancher	SPRHF503	HONDA 500 FOREMAN/420 RANCHER FRONT SPRING KIT-SILVER - SEE SPECIFIC APPLICATIONS AND ALL NOTES BEFORE SELLING!
Foreman 500 2x4 MAN (2005-2006) Foreman 500 4X4 MAN (2005-2011) Foreman 500 EPS 4x4 MAN (2008-2011) Foreman 500 ES 4x4 (2005-2011) Foreman 500 ES EPS 4x4 (2007-2009) Rubicon 500 4x4 (2014)	Lift Springs, Front, Honda Foreman & Rubicon 500	SPRHF5FS	HONDA 500 FOREMAN & RUBICON FRONT LIFT SPRING KIT-SILVER - DOES NOT FIT 2011-2014 RUBICON EPS MODELS!
Rincon 650 4x4 (2003-2005) Rincon 680 4x4 (2006-2014)	Lift Springs, Front, Honda 650/680 Rincon	SPRHF680S	HONDA 650/680 RINCON FRONT SPRING KIT - SILVER
Rancher 420 AT 4x4 (2009-2014) Rancher 420 AT 4x4 PS (2014) Rancher 420 AT EPS 4x4 (09-13)	Lift Springs, Rear, Honda Rancher 420 IRS (09-14)	SPRHR4201	HONDA 420i RANCHER IRS 09-14 REAR SPRING KIT FITS IRS MODELS ONLY - THIS KIT DOES NOT FIT SRA MODELS
Foreman 500 4X4 MAN (2012-2013) Foreman 500 EPS 4x4 MAN (2012-2013) Foreman 500 ES 4x4 (2012-2013) Foreman 500 ES EPS 4x4 (2012-2013)	Lift Spring, Rear, Honda 500 Foreman	SPRHR502	HONDA 500 FOREMAN 2012-2013 REAR LIFT SPRING. NOTE:THIS KIT CONTAINS 1 HEAVY DUTY REAR SPRING. NOTE:THE 2012-2013 HONDA FOREMAN IS A SINGLE REAR SHOCK SETUP UNLIKE THE 05-11 MODELS WHICH HAD DUAL REAR SHOCK

INDEX

WIDE OPEN PARTS

TIRES & WHEELS

BRAKES

AIR, OIL & FUEL

BATTERY & ELECTRICAL

ENGINE

BEARINGS

BUSHINGS

DRIVELINE

AXLES

BELTS

CONTROLS

TOOLS & CHEMICALS

EXHAUST

ACCESSORIES



Lift springs continue on the next page.



- INDEX
- WIDE OPEN PARTS
- TIRES & WHEELS
- BRAKES
- AIR, OIL & FUEL
- BATTERY & ELECTRICAL
- ENGINE
- BEARINGS
- BUSHINGS
- DRIVELINE
- AXLES
- BELTS
- CONTROLS
- TOOLS & CHEMICALS
- EXHAUST

ACCESSORIES



HONDA			
MODEL	ITEM	PART #	NOTES
Rubicon 500 4x4 (2015-2016) Rubicon 500 DCT (2015-2019) Rubicon 500 DCT EPS (2015-2019) Rubicon 500 DCT EPS Deluxe (2015-2019) Rubicon 500 EPS (2015-2019) Rubicon 500 EPS Deluxe (2015-2016) Rubicon 520 DCT	Lift Springs, Rear, Honda Rubicon 500	SPRHR500RS	HONDA 500 RUBICON- REAR SPRING KIT. THIS KIT CONTAINS 2 REAR SPRINGS
Foreman 500 4x4 (2014-2019) Foreman 500 4x4 PS (2014) Foreman 500 EPS 4x4 (2015-2016) Foreman 500 ES 4x4 (2014-2016) Foreman 500 ES 4x4 PS (2014) Foreman 500 ES EPS 4x4 (2015-2019) Foreman 520 4x4 (2020-2021)"	Lift Spring, Rear, Honda Foreman500/Rancher 420	SPRHR503	HONDA 500 FOREMAN/420 RANCHER REAR SINGLE SPRING KIT-SILVER. DOES NOT FIT 2014 RANCHER 420 AT OR IRS MODELS!
Foreman 500 2x4 MAN (2005-2006) Foreman 500 4X4 MAN (2005-2011) Foreman 500 EPS 4x4 MAN (2008-2011) Foreman 500 ES 4x4 (2005-2011) Foreman 500 ES EPS 4x4 (2007-2009) Rubicon 500 4x4 (2014)	Lift Springs, Rear, Honda 500 Foreman/Rubicon	SPRHR500FM	HONDA 500 FOREMAN & RUBICON REAR SPRING KIT-SILVER - SEE NOTES BELOW DOES NOT FIT 2011-2014 RUBICON EPS MODELS!
Rincon 650 4x4 (2003-2005) Rincon 680 4x4 (2006-2014)	Lift Springs, Rear, Honda 650/680 Rincon	SPRHR680S	HONDA 650/680 RINCON REAR SPRING KIT - SILVER

KAWASAKI			
MODEL	ITEM	PART #	NOTES
Brute Force 650 4x4i (2006-2011) Brute Force 750 4x4i (2005-2014) Brute Force 750 4x4i EPS (2013-2014)"	Lift Springs, Front, Kawasaki 650i/750i Brute Force	SPRKF750	KAWASAKI 650i/750i BRUTE FORCE FRONT LIFT SPRING KIT
Brute Force 750 4x4i (2015-2020) Brute Force 750 4x4i EPS (2015-2020)	Lift Springs, Front, Kawasaki Brute Force 750	SPRKF752	KAW 750 BRUTE FORCE (2015-2018) - FRONT SPRING KIT. THIS KIT CONTAINS 2 FRONT SPRINGS
Brute Force 650 4x4i (2006-2011) Brute Force 750 4x4i (2005-2014) Brute Force 750 4x4i EPS (2013-2014)	Lift Springs, Rear, Kawasaki 650i/750i Brute Force	SPRKR750	KAW 750 BRUTE FORCE (2015-2018) - REAR SPRING KIT. THIS KIT CONTAINS 2 REAR SPRINGS
Brute Force 750 4x4i (2015-2020) Brute Force 750 4x4i EPS (2015-2020)	Lift Springs, Rear, Kawasaki Brute Force 750	SPRKR752	KAW 750 BRUTE FORCE (2015-2018) - REAR SPRING KIT. THIS KIT CONTAINS 2 REAR SPRINGS

POLARIS			
MODEL	ITEM	PART #	NOTES
RZR 570 (2012) RZR 570 Trail (2021) RZR 570 Trail Premium (2021) RZR 800 (2012-2013) RZR 800 EPS (2012) Sportsman 400 HO 4x4 (2013-2014) Sportsman 450 (2019) Sportsman 450 HO (2016-2020)	Spring Adapter Kit for 2011-2020 Polaris Models	SPRPADAPTER	POL. 2011-2021 SPRING ADAPTER KIT- THIS KIT IS REQUIRED FOR HIGH LIFTER SPRING INSTALLATION ON POLARIS MODELS THAT HAVE THE "NEW STAMPED STEEL" SPRING ADJUSTMENT COLLAR INSTEAD OF THE OLD STYLE ALUMINUM ADJUSTMENT COLLAR POLARIS HAS ALWAYS USED.
Ranger 1000 XP Crew (2019) Ranger 1000 XP Crew 20th Anniv Edition (19) Ranger 1000 XP Crew NorthStar (19-20) Ranger 1000 XP Crew NorthStar Premium (2021) Ranger 1000 XP Crew Premium (19-21)	Lift Springs, Front, Polaris Ranger 1000 Crew and NorthStar (2019-2021)	SPRPF1000RC2S	Ranger 1000 XP CREW (2019-2021) - Front spring kit - SILVER. NOTE: Does not fit the High Lifter Edition Crew

Lift springs continue on the next page.



POLARIS			
MODEL	ITEM	PART #	NOTES
Ranger 1000 Crew (2020-2021) Ranger 1000 Crew EPS (2020) Ranger 1000 Crew Premium (2020-2021) Ranger 1000 DSL Crew (2016) Ranger 1000 XP Crew (2017-2018) Ranger 1000 XP Crew EPS (2017)"	Lift Springs, Front, Polaris Ranger Crew and NorthStar	SPRPF1000RCS	POL. RANGER 1000 XP CREW - FRONT SPRING KIT (SILVER)
Ranger 1000 XP (2018-2019) Ranger 1000 XP 20th Anniv Edition (2019) Ranger 1000 XP NorthStar (2018-2020) Ranger 1000 XP NorthStar Premium (2021) Ranger 1000 XP Premium (2019-2021)"	Lift Springs, Front, Polaris Ranger XP 1000 and NorthStar	SPRPF1000RS	POL. RANGER 1000 XP FRONT SPRING KIT (SILVER)
Scrambler 850 (2013-2019) Scrambler 850 EPS (2013) Sportsman 1000 XP (2015-2019) Sportsman 1000 XP Hunter Edition (2020) Sportsman 1000 XP Premium (2020) Sportsman 550 EPS (2014) Sportsman 550 (2014)	Lift Springs, Front, Polaris Sportsman 550/850/1000	SPRPF1SS	POL. 550/850/1000 SPORTSMAN FRONT SPRING KIT-SILVER-SEE SPECIFIC APPS BEFORE SELLING!!! Fits: Scrambler 850 (2013-2019), Sportsman 550 (2014), Sportsman 850 (2014-2020), Sportsman 1000 48" (2015-2020)
Ranger 500 EFI 4x4 (2009-2010) Ranger 700 XP 4x4 (2009) Ranger 800 (2013) Ranger 800 XP (2010-2012) Ranger 800 XP EPS (2011-2012)	Lift Springs, Front, Polaris Ranger XP 500/700/800	SPRPF700R	POL. 500/700/800 RANGER XP FRONT SILVER SPRING KIT. NOTE: DOES NOT FIT THE HD MODELS!!!
Ranger 400 4x4 Mid-Size (2010-2013) Ranger 400 4x4 Mids-Size (2014) Ranger 500 EFI 4x4 Mid-Size (2011-2013) Ranger 570 Mid-Size (2014) Ranger 800 Midsize (2013-2014)	Lift Springs, Front, Polaris Ranger Mid Size	SPRPF800RM-S	RANGER MIDSIZE FRONT SILVER SPRING KIT. FITS MIDSIZE MODELS STANDARD CAB ONLY-(Does not fit Midsi e Crew Models)
Sportsman 400 HO 4x4 (2011-2014) Sportsman 450 (2019) Sportsman 450 HO (2016-2020) Sportsman 450 HO EPS (2020) Sportsman 500 EFI (2007-2009) Sportsman 500 HO (2006-2013)	Lift Springs, Front, Polaris Sportsman 400/500/570/600/700/800 Models	SPRPF800	POL. 400/450/500/570/600/700/800 SPT. FRONT SPRING KIT (SILVER) - SEE SPECIFIC APPLICATIONS AND FITMENT NOTES BELOW BEFORE SELLING!!! FITS: Sportsman EFI 500/600/700/800 (06-10) (DOES NOT FIT ANY 2005 SPORTSMAN MODELS!!!) Sportsman 400 (2011-2014) SEE
Sportsman 550 (2011-2013) Sportsman 550 EPS (2010-2013) Sportsman 550 XP (2009-2010) Sportsman 550 XP EPS (2011) Sportsman 850 (2009-2013) Sportsman 850 EPS (2010-2013)	Lift Springs, Front, Polaris Sportsman 550/850	SPRPF850S	POL. 550/850 SPT. FRONT SILVER SPRING KIT. NOTE: THIS KIT DOES NOT WORK ON TOURING OR X2 MODELS
RZR 570 (2012) RZR 800 (2008-2013) RZR 800 EPS (2011-2012) Sportsman 400 HO 4x4 (2011-2014) Sportsman 450 (2019) Sportsman 450 HO (2016-2020) Sportsman 450 HO EPS (2020)	Lift Springs, Front, Polaris RZR 570/800 or Lift Springs, Rear, Polaris Sportsman	SPRPF800RZRS	POL. 570/800 RZR FRONT & POL. 400/500/570/600/700/800 SPT. REAR SPRING KIT (SILVER) - DOES NOT FIT RZR "S" MODELS
Ranger 1000 (2020-2021) Ranger 1000 DSL (2015-2016) Ranger 1000 EPS (2020-2021) Ranger 1000 Premium (2020-2021) Ranger 1000 XP (2017) Ranger 1000 XP EPS (2017) Ranger 570 Full-Size (2015)	Lift Springs, Front, Polaris Ranger 900 XP	SPRPF900RS	POL. RANGER 900 XP FRONT SPRING KIT (SILVER) -

INDEX

WIDE OPEN PARTS

TIRES & WHEELS

BRAKES

AIR, OIL & FUEL

BATTERY & ELECTRICAL

ENGINE

BEARINGS

BUSHINGS

DRIVELINE

AXLES

BELTS

CONTROLS

TOOLS & CHEMICALS

EXHAUST

ACCESSORIES



Lift springs continue on the next page.

POLARIS

MODEL	ITEM	PART #	NOTES
RZR 1000 S (2016-2018) RZR 1000 S EPS (2017) RZR 900 S (2015-2018) RZR 900 S BASE (2016-2017) RZR 900 S EPS (2015-2017)	Front Lift Springs Polaris RZR S 900/S 1000	SPRPRZR1SS	Pol. RZR900S/1000S Front spring kit - SILVER
Ranger 1000 XP Crew (2019) Ranger 1000 XP Crew 20th Anniv Edition (2019)	Lift Springs, Rear, Polaris Ranger 1000 Crew and NorthStar (2019-2021)	SPRPR1000RC2S	POL. RANGER 1000 XP CREW MODELS ONLY REAR SPRING KIT (SILVER) -
Ranger 1000 XP Crew NorthStar (19-20) Ranger 1000 XP Crew NorthStar Premium (2021) Ranger 1000 XP Crew Premium (19-21) Ranger 1000 Crew (2020-2021) Ranger 1000 Crew EPS (2020)	Lift Springs, Rear, Polaris Ranger Crew	SPRPR1000RC3S	POL. RANGER 1000 XP CREW - REAR SPRING KIT (SILVER)
Ranger 1000 Crew Premium (2020-2021) Ranger 1000 DSL Crew (2016) Ranger 1000 XP Crew (2017-2018) Ranger 1000 XP Crew EPS (2017)	Lift Springs, Rear, Polaris Ranger XP 1000	SPRPR1000RS	POL. RANGER 1000 XP REAR SPRING KIT (SILVER) -
Ranger 1000 XP (2018-2019) Ranger 1000 XP 20th Anniv Edition (2019) Ranger 1000 XP Premium (2019-2021)	Lift Springs, Rear, Polaris Sportsman 550/850/1000	SPRPR1SS	POL. 550/850/1000 SPORTSMAN REAR SPRING KIT-SEE SPECIFIC APPS BEFORE SELLING!
Scrambler 850 (2013-2019) Scrambler 850 EPS (2013) Sportsman 1000 XP (2015-2019) Sportsman 1000 XP Hunter Edition (2020) Sportsman 1000 XP Premium (2020) Sportsman 550 EPS (2014) Sportsman 550 (2014)	Lift Springs, Rear, Polaris Ranger 500/700/800 XP	SPRPR700RS	POL. 500/700/800 RANGER XP REAR SPRING KIT- SILVER. NOTE: DOES NOT FIT THE HD MODELS! DOES NOT FIT CREW
Ranger 500 EFI 4x4 (2009-2010) Ranger 700 XP 4x4 (2009) Ranger 800 (2013) Ranger 800 XP (2010-2012) Ranger 800 XP EPS (2011-2012)	Lift Springs, Rear, Polaris Midsize	SPRPR800RMS	RANGER MIDSIZE REAR SILVER SPRING KIT-SEE NOTES BEFORE SELLING!!!
Ranger 400 4x4 Mid-Size (2010-2013) Ranger 400 4x4 Mids-Size (2014) Ranger 500 EFI 4x4 Mid-Size (2011-2013) Ranger 500 Mid-Size (2017-2018) Ranger 570 Full-Size (2018) Ranger 570 Mid-Size (2014-2018)	Lift Springs, Rear, Polaris Sportsman 550/850	SPRPR850	POL. 550/850 SPT. REAR SILVER SPRING KIT. NOTE: THIS KIT DOES NOT WORK ON TOURING OR X2 MODELS
Sportsman 550 (2011-2013) Sportsman 550 EPS (2010-2013) Sportsman 550 XP (2009-2010) Sportsman 550 XP EPS (2011) Sportsman 850 (2009-2013) Sportsman 850 EPS (2010-2013)	Lift Springs, Rear, Polaris RZR 800	SPRPR800RZRS	POL. 800 RZR REAR SPRING KIT (SILVER). DOES NOT FIT RZR "S" MODELS
RZR 800 (2008-2013) RZR 800 EPS (2011-2012)	Lift Springs, Rear, Polaris Ranger 1000 XP, 900 XP, & 570	SPRPR900RS	POL. RANGER 1000 XP, 900 XP, & 570 REAR SPRING KIT (SILVER) - SEE SPECIFIC APPLICATIONS AND FITMENT NOTES BELOW BEFORE SELLING!!!
Ranger 1000 (2020-2021) Ranger 1000 DSL (2015-2016) Ranger 1000 EPS (2020-2021) Ranger 1000 Premium (2020-2021) Ranger 1000 XP (2017) Ranger 1000 XP EPS (2017) Ranger 570 Full-Size (2015)			

Lift springs continue on the next page.



POLARIS			
MODEL	ITEM	PART #	NOTES
RZR 1000 XP (2014-2020) RZR 1000 XP EPS (2015-2019) RZR 1000 XP EPS (2017-2018) RZR 1000 XP High Lifter Edition (15-21) RZR 1000 XP Limited Edition (2020) RZR 1000 XP Premium (2020-2021)	Tender Springs Polaris RZR XP 1000 Front	SPRXP1FS	POL. RZR1000 FRONT TENDER SPRING KIT -SILVER- (FRONT PAIR ONLY)
RZR 1000 XP (2014-2020) RZR 1000 XP EPS (2015-2019) RZR 1000 XP High Lifter Edition (15-21) RZR 1000 XP Limited Edition (2020) RZR 1000 XP Premium (2020-2021) RZR 1000 XP SE EPS (2017)	Tender Springs Polaris RZR XP 1000 Rear	SPRXP1RS	POL. RZR1000 REAR TENDER SPRING KIT -SILVER- (REAR PAIR ONLY) NOTE: This spring does not work on the Fox Shocks or the Turbo Models.
RZR 1000 S (2016) RZR 900 S (2015) RZR 900 S BASE (2016) RZR 900 S EPS (2015-2016)	Tender Spring Kit Polaris RZR S 900/S 1000 Rear	SPRXP4RS	Pol. RZR900S/1000S Rear helper spring kit - SILVER
RZR 1000 XP 4 (2014-2021) RZR 1000 XP 4 EPS (2015-2019) RZR 1000 XP 4 Premium (2021) RZR 1000 XP 4 Ride Command (18-19) RZR 1000 XP 4 Sport (2021)	Tender Springs Polaris RZR XP 1000 4 Seater Front	SPRXP5FS	POL. RZR1000-4 SEATER FRONT TENDER SPRING KIT - SILVER- (FRONT PAIR ONLY) NOTE: This kit can be sold in conjunction with SPR-X-P1R-S.
RZR TURBO 4 XP EPS (2016-2017) RZR TURBO XP EPS (2016-2017)	Tender Springs Polaris RZR Turbo Rear	SPRXP6RS	POL. RZR1000 TURBO 2 & 4 SEATER - REAR HELPER SPRING KIT- SILVER- (REAR PAIR ONLY) NOTE: These only work with FOX Shocks. Do not work with any other brand of shock. The TURBO RZR with Walker Shocks will use the standard SPR-X-P1R-S

SUZUKI			
MODEL	ITEM	PART #	NOTES
King Quad 450 AXi (2007-2010) King Quad 500 AXi (2011-2012) King Quad 500 AXi PS (2009-2012) King Quad 750 AXi (2008-2020) King Quad 750 AXi PS (2009-2020)	Lift Springs, Rear, Suzuki King Quad	SPRSR750-S	SUZUKI KING QUAD 450i/500i/750i REAR LIFT SILVER SPRING KIT

YAMAHA			
MODEL	ITEM	PART #	NOTES
Rhino 700 4x4 (2009-2013)	Lift Springs, Front, Yamaha Rhino 700 Non-Sport Edition	SPRYF700RH	700 EFI RHINO (NON SPORT EDITION) FRONT SPRING KIT. NOTE: DOES NOT WORK ON MODELS WITH GAS PIGGYBACK SHOCKS.
Kodiak 700 (2016-2019) Kodiak 700 SE (2016-2019)	Lift Springs, Front, Yamaha Kodiak 700	SPRYF7K-S	Kodiak 700 Front Spring Kit-Silver. NOTE: These springs do not fit th EPS models.
Grizzly 700 4x4 (2009-2019) Grizzly 700 4x4 EPS (2014-2020) Grizzly 700 4x4 LE (2016-2019) Grizzly 700 4x4 SE (2016-2020)	Lift Springs, Front, Yamaha Grizzly 700	SPRYF7S	Grizzly 700 Front Spring Kit-Silver.
Kodiak 700 (2016-2019) Kodiak 700 SE (2016-2019)	Lift Springs, Rear, Yamaha Kodiak 700	SPRYR7KS	Kodiak 700 Rear Spring Kit-Silver. NOTE: These springs do not work on the EPS models.
Grizzly 700 4x4 (2009-2019) Grizzly 700 4x4 EPS (2014-2020) Grizzly 700 4x4 LE (2016-2019) Grizzly 700 4x4 SE (2016-2020)	Lift Springs, Rear, Yamaha Grizzly 700	SPRYR7-S	Grizzly 700 Rear Spring Kit-Silver.

INDEX

WIDE OPEN PARTS

TIRES & WHEELS

BRAKES

AIR, OIL & FUEL

BATTERY & ELECTRICAL

ENGINE

BEARINGS

BUSHINGS

DRIVELINE

AXLES

BELTS

CONTROLS

TOOLS & CHEMICALS

EXHAUST

ACCESSORIES



Lift springs continue on the next page.

Lift Kits by High Lifter



- This bolt-on bracket system bolts between the shock and the shock mount.
- When installed with stock tires and wheels, it increases ground clearance by approximately 2 inches.
- Combine with new oversized tires and wheels and get up to about 4" (4" lift requires new tires).
- Design lowers the front A-arms similar to the lift kit for an independent front suspension truck.
- Rear lift rotates the axle, raising the ATV. Kits are carefully machined to maintain proper angles.
- Most lift kits are for 4X4 models only. If the kit fits 2x4 models, the application is specified



ARCTIC CAT

MODEL	ITEM	PART #	NOTES
1000 GT (2012) 1000 XT (2013) 550 (2011-2014)	3" Signature Series Lift Kit	WALK100000	LIFT KIT AC 550/650/700/1000 SIGNATURE SERIES 3" LIFT KIT Estimated install time for experienced mechanic: 2hr
550 Auto 2/4 WD IRS H1 (2009-2010) 550 Auto 2/4 WD IRS H1 LE (2009) 550 Auto 2/4 WD IRS S (2010) 550 CORE (2013)	2" Signature Series Lift Kit	WALK1000P50	LIFT KIT AC PROWLER 1000 XTZ
Prowler 1000 XTZ (2009-2014)	2" Lift Kit 400/500	WALK50001	400/500 LIFT KIT LIFT KIT AC 500
400 MAN 2x4 WD SRA (2000-2001) 400 MAN 4x4 WD SRA (2000-2001) 500 Auto 4x4 WD SRA (2000-2001) 500 MAN 4x4 WD SRA (2000-2001)	2" Lift Kit 375/400/500 Solid Axle (Fits non-IRS models only)	WALK50002	375/400/500 (02-03) SOLID REAR AXLE (FITS NON-IRS MODELS ONLY!)
375 Auto 2x4 WD SRA (2002) 375 Auto 4x4 WD SRA (2002) 400 MAN 4x4 WD SRA (2002-2003) 500 Auto 4x4 WD IRS (2003) 500 Auto 4x4 WD SRA (2002) 500 MAN 4x4 WD IRS (2003)	2" Lift Kit 400i/500i/650i/700i	WALK65000	400i/500i/650i/700
400 Auto 4x4 WD IRS (2006-2007) 500 Auto 4x4 WD IRS (2006-2007) 650 Auto 2/4 WD IRS (2004) 650 Auto 2/4 WD IRS H1 LE (2007) 650 V-TWIN Auto 2/4 WD IRS (2005-2006) 700 Auto 2/4 WD IRS L	2" Lift Kit Prowler 550/650/700	WALK650P00	550/650/700 PROWLER NOTE: DOES NOT FIT PROWLER 700 HDX
Prowler 550 H1 (2009) Prowler 550 XT (2010-2014) Prowler 650 (2008) Prowler 650 H1 (2007) Prowler 650 XT (2008) Prowler 650 XT H1 (2006-2009) Prowler 700 XT H1 LE (2009)			

Lift kits by High Lifter continue on the next page.



CAN-AM			
MODEL	ITEM	PART #	NOTES
Bombardier Traxter 500 (2002-2005) Bombardier Traxter 650 (2004-2005)"	2" Lift Kit Bombardier 500/650 Traxter, 650 Quest	WBLK50000	BOMBARDIER TRAXTER/QUEST
Outlander 1000 (2012-2013) Outlander 1000 DPS (2013-2016) Outlander 1000 LTD (2013) Outlander 1000 XT (2013-2016) Outlander 500 (2013-2014) Outlander 500 DPS (2013-2015) Outlander 500 XT (2013-2015)	1.5" Signature Series Lift Kit Can-Am Outlander/Renegade	WCLK100050	CAN-AM OUTLANDER/RENEGADE LIFT KIT CAN-AM 500/650/800/1000 OUTLANDER & 500/800/1000 RENEGADE SIGNATURE SERIES LIFT KIT.
Outlander 1000 MAX DPS (2013-2015) Outlander 1000 MAX LTD (2013-2016) Outlander 1000 MAX XT (2013-2016) Outlander 500 MAX (2014) Outlander 500 MAX DPS (2013-2015) Outlander 570 MAX DPS (2016)	2" Signature Series Lift Kit Can-Am Outlander MAX 500/650/800/1000	WCLK100051	LIFT KIT CAN-AM 500/650/800/1000 "OUTLANDER MAX" SIGNATURE SERIES LIFT KIT. 2017 MODELS WILL NOT WORK DUE TO CHANGES IN THE REAR TRAILING ARM!
Outlander 1000 DPS (2017-2019) Outlander 1000 MAX LTD (2019-2020) Outlander 1000 MAX XT (2019-2020) Outlander 1000 PRO (2017) Outlander 1000 XT (2017-2020) Outlander 1000R MAX LTD (2021)	1.5" Signature Series Lift Kit Can-Am Outlander	WCLK100052	CAN AM OUTLANDER 1000 SIGNATURE SERIES LIFT KIT Lift Amount: 1-1/2" Install Time: 2 hours Largest Tire 28" -- Using a rear trailing arm 29.5" NOTE: This is a spring spacer only kit.
Commander 1000 (2011-2014) Commander 1000 DPS (2013-2014) Commander 1000 X (2011-2013) Commander 1000 XT (2011-2014) Commander 800 (2011-2014) Commander 800 DPS (2013-2014) Commander 800 XT (2012-2014)	2" Signature Series Lift Kit Can-Am Commander 800/1000	WCLK1000	LIFT KIT CAN-AM 800/1000 COMMANDER SIGNATURE SERIES 2" LIFT KIT-SEE ALL NOTES BEFORE SELLING! Lift Amount: 2" Estimated install time for experienced mechanic: 2hr
Commander 1000 DPS (2015-2020) Commander 1000 LTD (2015-2016) Commander 1000 XT (2015-2020) Commander 1000 XT-P (2015-2016) Commander 800 (2015-2020) Commander 800 DPS (2015-2020) Commander 800 XT (20)	2" Signature Series Lift Kit Can-Am Commander 800/1000	WCLK1002	CAN-AM 800/1000 COMMANDER - 2" SIGNATURE SERIES LIFT KIT Lift Amount: 2" Estimated install time for experienced mechanic: 2hr
Defender HD10 (2016-2018) Defender HD10 XT (2017) Defender HD10 CAB (2016-2017) Defender HD10 DPS (2016-2019) Defender HD10 XT (2016-2019) Defender HD8 (2016-2021) Defender HD8 BASE (2017)	2" Lift Kit Can-Am Defender 800/1000	WCLK1000D00	LIFT KIT CAN-AM DEFENDER 1000/800 Lift Amount: 2" Install time: 2 hours Requires 1" Spacers in the rear when running factory wheels Largest Tire: 27" & 28" will fit with slight rubbing Largest Tire with Front Forward
Defender HD10 DPS (2020-2021) Defender HD10 XT (2020-2021) Defender HD10 XTP (2020) Defender PRO HD10 DPS (2020-2021) Defender PRO HD10 XT (2020-2021)	2" Lift Kit Can-Am Defender 1000	WCLK1000D1	CAN-AM DEFENDER 1000 - 2"LIFT KIT, This is a spring spacer lift kit that includes: Front 45Y (2) Rear 80P (2)
Defender Lone Star MAX (2018)	3" Lift Kit Can-Am Defender 1000	WCLK1000DLS	CAN-AM DEFENDER 1000 LONESTAR LIFT KIT CAN-AM DEFENDER 1000 Lift Amount: 3" Install time: 3 hours Largest Tire: 31" Zinc Plated Finish

INDEX

WIDE OPEN PARTS

TIRES & WHEELS

BRAKES

AIR, OIL & FUEL

BATTERY & ELECTRICAL

ENGINE

BEARINGS

BUSHINGS

DRIVELINE

AXLES

BELTS

CONTROLS

TOOLS & CHEMICALS

EXHAUST

ACCESSORIES



Lift kits by High Lifter continue on the next page.



INDEX

WIDE OPEN PARTS

TIRES & WHEELS

BRAKES

AIR, OIL & FUEL

BATTERY & ELECTRICAL

ENGINE

BEARINGS

BUSHINGS

DRIVELINE

AXLES

BELTS

CONTROLS

TOOLS & CHEMICALS

EXHAUST

ACCESSORIES



CAN-AM			
MODEL	ITEM	PART #	NOTES
Defender HD10 CAB XT (2018) Defender HD10 XMR (2018) Defender HD8 CAB XT (2018) Defender Lone Star MAX (2018) Defender MAX HD10 CAB XT (2018)	3" Lift Kit Can-Am Defender XMR, XT, and Lonestar Max (2018)	WCLK1000DX0	LIFT KIT CAN-AM DEFENDER 1000 XMR & CAB Models Lift Amount: 3" Install time: 3 hours Largest Tire: 31" Zinc Plated Finish
Defender HD10 CAB XT (2020) Defender HD10 LTD CAB (2021) Defender HD10 MAX XMR (2019) Defender HD10 Mossy Oak Edition (2020) Defender HD10 XMR (2019-2021) Defender HD8 CAB (2019) Defender HD8 CAB DPS	3" Lift Kit Can-Am Defender XMR (2019-2021)	WLKC1000DX01	LIFT KIT CAN-AM DEFENDER 1000 XMR & CAB Models (See applications) Lift Amount: 3" Install time: 3 hours Largest Tire: 31" Zinc Plated Finish
Maverick 1000 (2013) Maverick 1000 XRS (2013)	2" Standard Lift Kit Can-Am Maverick	WCLK1000M00	LIFT KIT CAN-AM MAVERICK 2" LIFT NOTE: THIS KIT DOES NOT FIT 2014 CAN-AM MAVERICK 1000 MODELS!!! ZINC PLATED FINISH
Maverick 1000 (2014-2016) Maverick 1000 DPS (2016-2018) Maverick 1000 XC (2016-2018) Maverick 1000 XC DPS (2017-2018) Maverick 1000 XMR (2018) Maverick 1000 XRS (2014-2015) Maverick 1000 XRS-DPS (2014)	2" Lift Kit Maverick 1000 STD/XRS - 3" Lift Maverick1000 XXC	WCLK1000M01	LIFT KIT CAN-AM MAVERICK 2" LIFT
Maverick 1000 (2014-2016) Maverick 1000 DPS (2016-2018) Maverick 1000 XRS (2014-2015) Maverick 1000 XRS-DPS (2014-2015) Maverick MAX 1000 (2014-2015) Maverick MAX 1000 DPS (2016-2018)	4" Signature Series Lift Kit Can-Am Maverick 1000	WCLK1000M51	LIFT KIT CAN-AM MAVERICK 4" SIGNATURE SERIES LIFT KIT
Maverick Sport 1000 BASE (2019-2021) Maverick Sport 1000 DPS (2019-2020) Maverick Sport 1000R DPS (2020-2021)	3" Lift Kit Can-Am Maverick Sport	WCLK1000MSPT	LIFT KIT CAN-AM MAVERICK SPORT 3" LIFT Lift Amount 2.5" to 3" depending on spring adjuster settings Largest Tire with Kit 33"
Maverick 1000 XDS (2016) Maverick 1000 XDS Turbo (2016) Maverick 1000 XDS-DPS TURBO (2015) Maverick 1000 XRS Turbo (2016)	4" Signature Series Lift Kit for Can-Am Maverick Turbo	WCLK1000MT50	LIFT KIT CAN-AM MAVERICK TURBO 4" SIGNATURE SERIES LIFT KIT. 2017 Models have a new sway-bar on the front and new shocks on rear. We need to validate the installation before selling to 2017 models!!!! Lift: 4" Tire: 34.5"
Outlander 450 (2017-2021) Outlander 450 DPS (2017-2021) Outlander 450 MAX (2017-2021) Outlander 450 MAX DPS (2017-2021) Outlander 450 Mossy Oak (2021) Outlander 450 PRO (2017) Outlander 570 (2017-2021)	2" Lift Kit Can-Am Outlander	WCLK570L00	LIFT KIT CAN-AM 570 L OUTLANDER Install Time Estimation: 2.5 hrs Lift: 2" Largest Tire: 28" Outlaw, anything larger will rub back inner fender.
Outlander 650 (2006-2009) Outlander 800 (2006-2008) Outlander 800R (2009)	2" Lift Kit Can-Am Outlander 650/800	WCLK800	LIFT KIT CAN-AM 650/800 OUTLANDER

Lift kits by High Lifter continue on the next page.



CAN-AM			
MODEL	ITEM	PART #	NOTES
Outlander 650 (2010-2012) Outlander 650 MAX (2010-2012) Outlander 650 MAX XT (2010-2012) Outlander 650 MAX XT-P (2010-2012) Outlander 650 XT (2010-2012) Outlander 650 XT-P (2010-2011) Outlander 800 MA	2" Signature Series Lift Kit for Can-Am Outlander 650/800 Max, XT	WCLK80050	LIFT KIT CAN-AM 650/800 OUTLANDER, 650/800 OUTLANDER MAX SIGNATURE SERIES LIFT KIT. NOTE: THIS KIT DOES NOT FIT THE 500/800 RENEGADES. THIS KIT COMES WITH NEW TIE RODS
Maverick X3 Turbo R XRS (2018-2019) Maverick X3 XRS (2017)	5" Spring Lift Kit Can-Am Maverick X3 XRS	WCLKCMX300	CAN-AM MAVERICK X3 XRS - 5" LIFT KIT - FRONT & REAR (BLACK) SPRINGS ONLY (NO BRACKETS) Lift Amount: 5" (At recommended setting) Installation Time: 3 hours Largest Tire Size: 36" Note: We use taller springs and different spring rates
Maverick X3 Turbo R XRC (2018-2019) Maverick X3 Turbo R XRS (2018-2019) Maverick X3 XRS (2017)	3" Spring Spacer Lift Kit Can-Am Maverick X3 XRS	WCLKCMX301	CAN-AM MAVERICK X3 XRS - SPRING SPACERS - FRONT & REAR NOTE: THIS KIT FITS THE WIDER (72-INCH) MAVERICK X3 MODEL Lift Amount: 3" Installation time: 4 hours Largest Tire 35" Parts are forged aluminum spring spacers front and rear.
Maverick X3 STD (2017) Maverick X3 Turbo (2018-2019) Maverick X3 Turbo R (2018-2019) Maverick X3 Turbo R XDS (2018-2019) Maverick X3 XDS (2017)	3" Spring Spacer Lift Kit Can-Am Maverick X3 STD/XDS 64"	WCLKCMX302	CAN-AM MAVERICK X3 STD/XDS (64 & 72 -INCH) - SPRING SPACERS - FRONT & REAR - LIFT KIT NOTE: THIS KIT FITS THE SMALLER (64-INCH) MAVERICK X3 Lift Amount: 3" Installation time: 4 hours Largest Tire 29.5" Note: Parts are forged aluminum spring space
Maverick X3 Turbo R XMR (2018-2019) Maverick X3 Turbo XMR (2018-2019)	5" Spring Lift Kit Can-Am Maverick X3 XMR	WCLKCMX3XR00	CAN-AM MAVERICK X3 XMR - LIFT KIT - FRONT & REAR (BLACK) SPRINGS ONLY (NO BRACKETS) Lift Amount: 72" Model is 5" (At recommended setting) (Adjustable from 4" to 8") Lift Amount: 62" Model is 3.5" Installation Time: 3 hours

CF MOTO			
MODEL	ITEM	PART #	NOTES
CForce 500 HO EPS (2014-2018)	1.5" Lift Kit CFMOTO CForce 500	WCFLK500C	CF MOTO C FORCE 500 HO EPS ATV LIFT KIT - SEE ALL NOTES BEFORE SELLING!!! Lift Amount: 1-1/2" Installation Time: 2 hours Largest tire installed: 28" Outlaw. Installation Note: This is a front lift bracket kit and customer will need to flip the rear
ZForce 500 HO Trail EPS (2015-2018) ZForce 800 EPS Trail (2015-2018)	2" Lift Kit CFMOTO ZForce 500/800	WCFLK800Z	CF MOTO ZFORCE 500/800 UTV LIFT KIT - SEE ALL NOTES BEFORE SELLING!!! Lift Amount: 2" Installation Time: 3 hours Largest Tire Installed: 28" Outlaw

Lift kits by High Lifter continue on the next page.

INDEX

WIDE OPEN PARTS

TIRES & WHEELS

BRAKES

AIR, OIL & FUEL

BATTERY & ELECTRICAL

ENGINE

BEARINGS

BUSHINGS

DRIVELINE

AXLES

BELTS

CONTROLS

TOOLS & CHEMICALS

EXHAUST

ACCESSORIES





- INDEX
- WIDE OPEN PARTS
- TIRES & WHEELS
- BRAKES
- AIR, OIL & FUEL
- BATTERY & ELECTRICAL
- ENGINE
- BEARINGS
- BUSHINGS
- DRIVELINE
- AXLES
- BELTS
- CONTROLS
- TOOLS & CHEMICALS
- EXHAUST

ACCESSORIES



HONDA			
MODEL	ITEM	PART #	NOTES
Pioneer 1000 (2016-2021) Pioneer 1000 Deluxe (2020-2021) Pioneer 1000 EPS (2017-2019) Pioneer 1000 LE (2017-2021) Pioneer 1000-5 (2016-2021) Pioneer 1000-5 Deluxe (2017-2021) Pioneer 1000-5 LE (2017-2021)	2.5" Signature Series Lift Kit Honda Pioneer 1000	WHLK1000P50	LIFT KIT HON 1000 PIONEER SIGNATURE SERIES LIFT KIT NOTE: If you are running factory steel wheels you will need wheel spacers! NOTE: PIONEER LE Models require 1" wheel spacers with stock and aftermarket wheels
Recon 250 2x4 (1997-2008) Recon 250 ES 2x4 (2002-2008)	2" Lift Kit Honda Recon 250	WHLK25000	HONDA RECON 250 LIFT KIT LIFT KIT HON 250 RECON 97-08
Recon 250 (2015-2020) Recon 250 2x4 (2011-2014) Recon 250 ES (2016-2020) Recon 250 ES 2x4 (2009-2014)	1.5" Lift Kit Honda Recon 250	WHLK25001	LIFT KIT HON 250 RECON 2009-2018 - 1.5" LIFT Estimated install time for experienced mechanic: 1.5 hr
Fourtrax 300 (1992-1994) Fourtrax 300 4X4 (1995-1997)	2" Standard Lift Kit Honda 300	WHLK30000	LIFT KIT HON 300 4X4 92-97
Fourtrax 300 4X4 (1998-2000)	2" Lift Kit Honda 300	WHLK30001	HONDA TRX 300 LIFT KIT LIFT KIT HON 300 4x4 98-02
Fourtrax 300 2x4 (1999-2000)	2" Lift Kit Honda 300	WHLK30002	LIFT KIT HON 300 2X4 93-02
Rancher 350 ES 2x4 (2000-2006) Rancher 350 ES 4x4 (2000-2006) Rancher 350 S 2x4 (2000-2006) Rancher 350 S 4x4 (2000-2006) Rancher 400 AT 4x4 (2004-2007)	2" Lift Kit Honda Rancher 350, Rancher 400AT	WHLK35000	LIFT KIT HON 350/400 RANCHER
Foreman 400 4X4 (1996-2003) Foreman 450 ES 4x4 (1998-2001) Foreman 450 S 4X4 (1998-2001)	2" Standard Lift Kit Honda Foreman 400/450	WHLK44500	LIFT KIT HON 400/450 FOREMAN
Foreman 450 ES 4x4 (2002-2004) Foreman 450 S 4X4 (2002-2004)	2" Lift Kit Honda Foreman 450	WHLK44501	LIFT KIT HON 450 FOREMAN 02-04
Rancher 420 2x4 (2007-2013) Rancher 420 4x4 (2007-2013) Rancher 420 EPS 4x4 (2009-2013) Rancher 420 ES 2x4 (2007-2013) Rancher 420 ES 4x4 (2007-2013) Rancher 420 ES EPS 4x4 (2009-2013)	2" Lift Kit Honda Rancher 420 SRA	WHLK42000	LIFT KIT HON 420 RANCHER SRA 07-13 - THIS KIT IS FOR SRA MODELS ONLY!!!! Estimated install time for experienced mechanic: 1.5 hr
Rancher 420 AT 4x4 (2009-2014) Rancher 420 AT 4x4 PS (2014) Rancher 420 AT EPS 4x4 (2009-2013)	2" Signature Series Lift Kit for Honda Rancher 420i (09-14)	WHLK42001	LIFT KIT HON 420i RANCHER 09-14 SIGNATURE SERIES LIFT KIT Estimated install time for experienced mechanic: 1.5 hr
Foreman 500 2x4 MAN (2005-2006) Foreman 500 4X4 MAN (2005-2011) Foreman 500 EPS 4x4 MAN (2008-2011) Foreman 500 ES 4x4 (2005-2011) Foreman 500 ES EPS 4x4 (2007-2009) Rubicon 500 4x4 (2014)	2" Lift Kit Honda Foreman 500 S, ES, Rubicon 500	WHLK50000	LIFT KIT HON 500 RUBICON & FOREMAN Estimated install time for experienced mechanic: 2hr
Foreman 500 2x4 MAN (2005-2006) Foreman 500 4X4 MAN (2005-2011) Foreman 500 EPS 4x4 MAN (2008-2011) Foreman 500 ES 4x4 (2005-2011) Foreman 500 ES EPS 4x4 (2007-2009) Rubicon 500 4x4 (2014)	2" Signature Series Lift Kit for Honda Foreman 500 and Rubicon 500	WHLK50050	LIFT KIT HON 500 FOREMAN/RUBICON "NEW" SIGNATURE SERIES LIFT KIT WITH LASERED HLP LOGO Estimated install time for experienced mechanic: 2hr
Foreman 500 4X4 MAN (2012-2013) Foreman 500 EPS 4x4 MAN (2012-2013) Foreman 500 ES 4x4 (2012-2013) Foreman 500 ES EPS 4x4 (2012-2013)"	2" Signature Series Lift Kit Honda Foreman 500	WHLK50001	LIFT KIT HON 500 FOREMAN 2012-2013 "NEW" SIGNATURE SERIES LIFT KIT WITH LASERED HIGH LIFTER LOGO Estimated install time for experienced mechanic: 2hr

Lift kits by High Lifter continue on the next page.



HONDA			
MODEL	ITEM	PART #	NOTES
Foreman 500 4x4 (2014-2019) Foreman 500 4x4 PS (2014) Foreman 500 EPS 4x4 (2015-2016) Foreman 500 ES 4x4 (2014-2016) Foreman 500 ES 4x4 PS (2014) Foreman 500 ES EPS 4x4 (2015-2019) Foreman 520 4x4 (2020-2021)	2" Signature Series Lift Kit Honda 500 & 520 Foreman/420 Rancher SRA	WHLK50053	LIFT KIT HON 500 FM & 420 RANCHER SRA SIGNATURE SERIES LIFT KIT Estimated install time for experienced mechanic: 2hr
Rancher 420 IRS Auto DCT (2015-2021) Rancher 420 IRS Auto DCT EPS (15-21) Rubicon 500 4x4 (2015-2016) Rubicon 500 DCT (2015-2019) Rubicon 500 DCT EPS (2015-2019) Rubicon 500 DCT EPS Deluxe (2015-2019)	2" Signature Series Lift Kit Honda Rubicon 520	WHLK500R50	LIFT KIT HON 520 RUBICON & 420 IRS RANCHER SIGNATURE SERIES LIFT KIT-SEE APPLICATIONS BELOW! Estimated install time for experienced mechanic: 2hr
Rincon 650 4x4 (2003-2005) Rincon 680 4x4 (2006-2014)"	2" Lift Kit Honda Rincon 650/680	WHLK65000	LIFT KIT HON 650/680 RINCON Estimated install time for experienced mechanic: 2hr
Big Red 700 (2009-2012)	2" Lift Kit Honda Big Red 700	WHLK700BR00	HONDA BIG RED 700 LIFT KIT
Pioneer 700 (2014-2020) Pioneer 700 4 (2015) Pioneer 700 Deluxe (2017-2020) Pioneer 700-4 (2016-2020) Pioneer 700-4 Deluxe (2017-2020)	2.5" Signature Series Lift Kit Honda Pioneer 700	WHLK700P52	LIFT KIT HON 700 PIONEER SIGNATURE SERIES LIFT KIT-2.5" LIFT KIT Estimated install time for experienced mechanic: 3hr"

KAWASAKI			
MODEL	ITEM	PART #	NOTES
Brute Force 650 4x4 (2005-2013) Prairie 360 2x4 (2003-2008) Prairie 360 4x4 (2003-2010) Prairie 650 4x4 (2002-2003) Prairie 700 4x4 (2004-2006)	2" Lift Kit Prairie 360/650/700, Brute Force 650 Suzuki Twin Peaks 700	WKLK65000	LIFT KIT KAW 360/650/700 PRARIE/BRUTE FORCE & SUZUKI 700 TWIN PEAKS
Brute Force 650 4x4i (2006-2013) Brute Force 750 4x4i (2005-2020) Brute Force 750 4x4i EPS (2012-2020)	2" Signature Series Lift Kit Ka- wasaki Brute Force 650i/750i	WKLK75050	BRUTE FORCE SIGNATURE SERIES LIFT KIT-SEE SPECIFIC APPLICA- TIONS BEFORE SELLING!!! Estimated install time for experienced mechanic: 1.5 hr"
Teryx 750 4 (2012-2013) Teryx 750 4 EPS (2012-2013) Teryx 800 (2014-2020) Teryx 800 4 (2014-2020) Teryx 800 4 LE (2015-2020) Teryx 800 LE (2014-2020) Teryx 800 LE 4 (2014)	2.5" Signature Series Lift Kit Kawasaki Teryx 800 2 and 4 Seater	WKLK800T50	LIFT KIT KAW 800 TERYX SIGNA- TURE SERIES LIFT KIT Lift: 2.5" Estimated install time for experienced mechanic: 3hr Largest tire with lift kit is 28" (29.5" will rub a little)
Bayou 300 (1998-2004) Bayou 300 4x4 (1998-2004)	2" Lift Kit Kawasaki Bayou 300 2x4, 4x4	WKLKB30000	KAWASAKI BAYOU 300 LIFT KIT LIFT KIT KAW 300 BAYOU 1996- 2004
Bayou 400 4x4 (1998-1999)	2" Lift Kit Kawasaki Bayou 400 2x4, 4x4	WKLKB40000	LIFT KIT KAW 400 BAYOU 1993- 1999 LIFT KIT
MULE 2500 (2000) MULE 2510 4x4 (2000) MULE 2510 Diesel (2000-2003) MULE 3000 (2001-2008) MULE 3010 4x4 (2001-2008) MULE 3010 Trans 4x4 (2005-2008) MULE 3010 Trans 4x4 Diesel (2007)	2" Lift Kit Kawasaki Mule 2500/3000/3010/3020	WKLKM30000	LIFT KIT KAW MULE 2500/2510/3000/3010/3020 LIFT KIT W/ OR W/O CAB-SEE SPECIFIC APPLICATIONS BEFORE SELLING

Lift kits by High Lifter continue on the next page.

PLACE YOUR ORDER WITH US ...

BY PHONE: 1-800-367-9603 » BY FAX: 901-377-3392 » ONLINE: WWW.JMATV.COM

INDEX

WIDE OPEN
PARTS

TIRES &
WHEELS

BRAKES

AIR, OIL
& FUEL

BATTERY &
ELECTRICAL

ENGINE

BEARINGS

BUSHINGS

DRIVELINE

AXLES

BELTS

CONTROLS

TOOLS &
CHEMICALS

EXHAUST

ACCESSORIES





- INDEX
- WIDE OPEN PARTS
- TIRES & WHEELS
- BRAKES
- AIR, OIL & FUEL
- BATTERY & ELECTRICAL
- ENGINE
- BEARINGS
- BUSHINGS
- DRIVELINE
- AXLES
- BELTS
- CONTROLS
- TOOLS & CHEMICALS
- EXHAUST
- ACCESSORIES



KAWASAKI			
MODEL	ITEM	PART #	NOTES
Mule 4000 (2009-2020) Mule 4000 Trans (2018-2020) Mule 4010 4x4 (2009-2020) Mule 4010 4x4 SE (2017-2018) MULE 4010 Diesel 4x4 (2009-2013) Mule 4010 SE 4x4 (2020) Mule 4010 Trans 4x4 (200)	2" Lift Kit Kawasaki Mule 4000/4010 Series	WKLKM400000	KAWASAKI MULE 4000 SERIES NOTE: Some of the Mule 4000 series will have shocks on the rear and some will not. If your customer has a unit that does not have shocks, then they can skip the rear spring spacer steps in the instructions
Mule 600 (2007-2016) Mule 610 4x4 (2005-2016) Mule 610 4x4 SE (2016) Mule 610 4x4 SX (2017) Mule 610 4x4 SX SE (2017) Mule 610 SX (2017) Mule SX (2018-2020) Mule SX 4x4 (2018-2)	2" Lift Kit Kawasaki Mule 600/610	WKLKM61000	LIFT KIT KAW 600/610 MULE FRONT AND REAR LIFT KIT (NO SPRINGS ARE INCLUDED IN THIS KIT!!!!!!)NOTE: Requires grinding on the front control arm for axle clearance
Mule PRO-DX (2016-2018) Mule PRO-DX EPS (2017-2020) Mule PRO-DX EPS LE (2016-2018) Mule PRO-DXT (2016-2018) Mule PRO-DXT EPS (2016-2018) Mule PRO-DXT EPS LE (2016-2018) Mule PRO-FX (2016)	2" Signature Series Lift Kit Kawasaki Mule Pro FXT/DXT/DX	WKLKMPFXT50	LIFT KIT KAW MULE PRO FXT & PRO FX SIGNATURE SERIES LIFT KIT Lift: 2" Largest Tire Fit: 28" Outlaw Estimated install time for experienced mechanic: 2hr
Prairie 300 (1999-2002) Prairie 300 4x4 (1999-2002) Prairie 400 (1998-2002) Prairie 400 4x4 (1998-2002)	2" Lift Kit Kawasaki Prairie 300/400	WKLKP40000	LIFT KIT KAW 300/400 PRAIRIE

POLARIS			
MODEL	ITEM	PART #	NOTES
Ranger 1000 XP Northstar (2017) Ranger 1000 XP Northstar Crew (17-18)	2" Lift Kit Polaris Ranger 1000 Northstar	WPLK1000R00	Polaris Ranger NORTHSTAR 1000 - 2" Lift Kit NOTE: DOES NOT FIT 2018 STANDARD CAB NORTH STAR EDITIONS!
Ranger 1000 XP Northstar (2017) Ranger 1000 XP Northstar Crew (17-18)	4" Signature Series Lift Kit Polaris Ranger Northstar	WPLK1000R50	Polaris Ranger NORTHSTAR 1000 - 4" Lift Kit NOTE: DOES NOT FIT 2018 STANDARD CAB NORTH STAR EDITIONS!
Ranger 1000 (2020-2021) Ranger 1000 Crew (2020-2021) Ranger 1000 Crew EPS (2020) Ranger 1000 Crew Premium (2020-2021) Ranger 1000 EPS (2020-2021) Ranger 1000 Premium (2020-2021) Ranger 1000 XP Ranger 1000 XP Crew High Lifter Edition (2021) Ranger 1000 XP Crew NorthStar Trail Boss (2021)	3" Signature Series Lift Kit Polaris Ranger XP 1000	WPLK1000R-52	POL RANGER 1000 - 3" LIFT KIT
Ranger 1000 XP Crew NorthStar Ultimate (2021) Ranger 1000 XP Crew Texas (2021) Ranger 1000 XP Crew Trail Boss (2021)	3" Signature Series Lift Kit Polaris Ranger XP 1000 (2021)	WPLK1000R53	POL RANGER 1000 - 3" LIFT KIT

Lift kits by High Lifter continue on the next page.



POLARIS			
MODEL	ITEM	PART #	NOTES
Ranger 150 (2018-2020)	2" Lift Kit Polaris Ranger 150	WPLK150R	Polaris Ranger 150 - Lift Kit Lift: 2" NOTE: Lift will work with factory wheels. Largest Tire: 23" Bolt Pattern for Front: 4/110 Bolt Pattern for Rear: 4/137 + 2" wheel spacers reequired for aftermarket wheels NOTE: It's a solid axle offset but
General 1000 4 (2020) General 1000 4 Deluxe (2021) General 1000 4 EPS (2017-2019) General 1000 4 EPS Deluxe (2020) General 1000 4 Premium (2021) General 1000 Deluxe (2020) General 1000 EPS (2019)	4" Signature Series Lift Kit Polaris General	WPLK1GEN51	Lift Kit Gain: 4" Largest Tire: 32" (According to Dan 33" will work) Largest Tire with Control Arm Kit: 34.5" Estimated install time for an experienced mechanic: 4 hrs
General 1000 (2020) General 1000 EPS (2017-2019) General 1000 EPS Premium (2018-2019) General 1000 Premium (2020)	4" Signature Series Lift Kit Polaris General 1000	WPLKGEN52	Lift Kit Gain: 4" Largest Tire: 32" (According to Dan 33" will work) Largest Tire with Control Arm Kit: 34.5" Estimated install time for an experienced mechanic: 4 hrs
RZR 1000 XP (2014) RZR 1000 XP 4 (2014)	3-5" Signature Series Lift Kit Polaris RZR 1000 XP - Black	WPLK1RZR50	LIFT KIT POL 1000 RZR XP NEW 3"- 5" SIGNATURE SERIES LIFT KIT- (HAMMERTONE BLACK) SEE ALL NOTES BEFORE SELLING!!! Estimated install time for experienced mechanic: 3hr NOTE: THIS LIFT IS A 3" LIFT WITH STANDARD OEM SHOCK
RZR 1000 XP (2020) RZR 1000 XP 4 (2020-2021) RZR 1000 XP 4 DYNAMIX (2019) RZR 1000 XP 4 EPS (2015-2019) RZR 1000 XP 4 High Lifter Edition (16-21) RZR 1000 XP 4 Limited Edition (2020)	3-5" Signature Series Lift Kit Polaris RZR 1000 XP - Black	WPLK1RZR51	LIFT KIT POL 1000 RZR XP 2015-2018 NEW 3"- 5" SIGNATURE SERIES LIFT KIT- (HAMMERTONE BLACK) SEE ALL NOTES BEFORE SELLING!!! NOTE: THIS LIFT IS A 3" LIFT WITH STANDARD OEM SHOCK PRELOAD SETTINGS AND 5" OF LIFT CAN BE ACHIEVED
RZR 1000 S (2018-2020) RZR 1000 S 4 (2019) RZR 1000 S EPS (2017) RZR 1000 S4 (2020) RZR 900 4 EPS (2017) RZR 900 4 S (2018) RZR 900 S (2018-2020) RZR 900 S EPS (2017)	2" Signature Series Lift Kit 2017-2018 Polaris RZR "S" 900/1000	WPLK1RZRS51	LIFT KIT POL. RZR 1000 S (HAMMERTONE BLACK) SIGNATURE SERIES LIFT KIT- SEE ALL NOTES BEFORE SELLING!!! Lift Kit Gain: 2" Tire Size: 30" with aftermarket wheels, Install Time: 3hrs
RZR TURBO 4 XP EPS (2016-2017) RZR TURBO XP (2020) RZR TURBO XP 4 (2020) RZR TURBO XP 4 EPS (2018-2019) RZR TURBO XP 4 FOX Edition (2018) RZR TURBO XP 4 LE (2019) RZR TURBO XP EPS (2016-2019)	3-5" Signature Series Lift Kit Polaris RZR XP Turbo EPS	WPLK1RZRT50	LIFT KIT POL 1000 RZR TURBO 3-5" Estimated install time for experienced mechanic: 3h
Scrambler 1000 XP (2015-2018) Scrambler 1000 XP EPS (2014-2017) Scrambler 850 (2013-2018) Scrambler 850 EPS (2013) Sportsman 1000 XP (2015-2016) Sportsman 1000 XP Touring (2015-2018)	2" Lift Kit Polaris Scrambler and Sportsman 550/850/1000	WPLK1SPT-01	LIFT KIT POL SPORTSMAN 1000/850 Lift Amount: 2" Install Time: 3 hours Largest Tire: 29.5" and 31" with trimming of fender NOTE: Rear factory upper A-Arm modification REQUIRE if running larger aftermarket axles.

INDEX

WIDE OPEN PARTS

TIRES & WHEELS

BRAKES

AIR, OIL & FUEL

BATTERY & ELECTRICAL

ENGINE

BEARINGS

BUSHINGS

DRIVELINE

AXLES

BELTS

CONTROLS

TOOLS & CHEMICALS

EXHAUST

ACCESSORIES



Lift kits by High Lifter continue on the next page.



- INDEX
- WIDE OPEN PARTS
- TIRES & WHEELS
- BRAKES
- AIR, OIL & FUEL
- BATTERY & ELECTRICAL
- ENGINE
- BEARINGS
- BUSHINGS
- DRIVELINE
- AXLES
- BELTS
- CONTROLS
- TOOLS & CHEMICALS
- EXHAUST

ACCESSORIES



POLARIS			
MODEL	ITEM	PART #	NOTES
Sportsman 1000 XP High Lifter Edition (2016-2020) Sportsman 850 High Lifter Edition (16-20)	2" Lift Kit Polaris Sportsman 850/1000 High Lifter Edition	WPLKSPT02	LIFT KIT 2" POL SPORTSMAN 1000/850 HLP 2" LIFT KIT Lift Kit Gain: 2" Largest Tire: Largest tire with the lift kit is 31" without trimming the fenders, Install Time: 2hrs
Sportsman 1000 XP (2017-2019) Sportsman 1000 XP Hunter Edition (2020) Sportsman 1000 XP Premium (2020) Sportsman 850 (2018-2020) Sportsman 850 Premium (2020) Sportsman 850 SP (2019)	2" Lift Kit Polaris Sportsman XP 1000	WPLK1SPT03	POLARIS SPORTSMAN 2017 LIFT KIT Lift Kit Gain: 2" Largest Tire: Largest tire with the lift kit is 31" without trimming the fenders, Install Time: 2hrs Fits: 2017-2019 Sportsman 1000 XP (48" Models) 2018-2019 Sportsman 850 (48" Models) NOTE:
Magnum 330 4x4 (2003-2006)	2" Lift Kit Polaris Magnum 300/330/400/425	WPLK34425	LIFT KIT POL 300/330/400/425 MAGNUM
Sportsman 400 (2001-2002) Sportsman 500 (1997-2002) Sportsman 500 HO (2001-2002)	2" Lift Kit Polaris Sportsman 335/400/500	WPLK335500	LIFT KIT POL 335/400/500 SPORTSMAN
Ranger 400 4x4 Mid-Size (2010-2013) Ranger 400 4x4 Mids-Size (2014) Ranger 500 EFI 4x4 Mid-Size (2011-2013) Ranger 500 EFI Crew 4x4 Mid-Size (11-13) Ranger 800 Midsize (2013-2014) Ranger EV (2012-2020)	2" Lift Kit Polaris Ranger 400/500/800/EV Models	WPLK400R00	LIFT KIT POL 400/500/800 & EV RANGER "MIDSIZE" MODELS NOTE: THIS KIT "ONLY FITS" POLARIS "MIDSIZE" RANGERS WITH FRONT STRUTS!
Ranger 400 4x4 Mid-Size (2010-2013) Ranger 400 4x4 Mids-Size (2014) Ranger 500 EFI 4x4 Mid-Size (2011-2013) Ranger 500 EFI Crew 4x4 Mid-Size (11-13) Ranger 800 Midsize (2013-2014) Ranger EV (2012-2020)	2" Signature Series Lift Kit Polaris Ranger 400/500/800/EV Models	WPLK400R50	GRINDING REQUIRED FOR INSTALLATION. PLEASE READ INSRUCTIONS!
Magnum 500 (1999-2003) Xpedition 425 (2000-2002)	2" Lift Kit Polaris Expedition 425 and Magnum 500	WPLK425500	LIFT KIT POL 425 EXPEDITION/500 MAGNUM
Ranger 400 4x4 Mid-Size (2010-2013) Ranger 4x4 (2005) Ranger 500 2x4 (2008) Ranger 500 4x4 (2004-2007) Ranger 500 EFI 4x4 (2006-2008) Ranger 500 EFI 4x4 Mid-Size (2011-2013) Ranger 500 EFI Crew	2" Lift Kit Polaris Ranger 500/700	WPLK500RF	"FRONT ONLY" LIFT KIT- FOR (SEE APPLICATIONS BELOW) & ALL POLARIS ATV's (1996-2011) WITH McPHERSON STRUTS Estimated install time for experienced mechanic: 2hr
Sportsman 450 (2019) Sportsman 450 HO (2017-2020) Sportsman 450 HO EPS (2017-2020) Sportsman 450 HO Utility (2018) Sportsman 570 (2017-2020) Sportsman 570 6x6 (2020) Sportsman 570 EPS (2017-202)	1.5-2" Spring Spacer Lift Kit Polaris Sportsman 570	WPLK570	NOTE: This lift kit works on both strut and shock models. Install Time: 2 hours Largest Tire: 28" Lift depends on model: Between 1-1/2" to 2"
Ranger 500 (2020-2021) Ranger 500 Mid-Size (2017-2019) Ranger 570 (2021) Ranger 570 Crew (2021) Ranger 570 Crew Full Size (2020-2021) Ranger 570 Crew Full-Size (2018)	2" Lift Kit Polaris Ranger 570	WPLK570R00	POL RANGER 570 MID SIZE/ STRUTZE AND RANGER 570 FULL SIZE WITH STRUTS Estimated install time for experienced mechanic: 2hr Installation Note: When you add the lift kit and MAX Clearance Arms, the lift will cause the camber of the front wheels to LOOK BAD.

Lift kits by High Lifter continue on the next page.



POLARIS			
MODEL	ITEM	PART #	NOTES
RZR 570 (2012-2020) RZR 570 EPS (2015-2017) RZR 570 Premium (2020) RZR 570 Trail (2021) RZR 570 Trail Premium (2021)	2" Standard Lift Kit Polaris RZR 570	WPLK570RZR	LIFT KIT POL 570 RZR Estimated install time for experienced mechanic: 2hr NOTE: DOES NOT WORK ON RZR 570 S 2017
Sportsman 570 Premium (2020) Sportsman 570 SP (2015-2016) Sportsman 570 SP (2017-2019) Sportsman 570 Touring Premium (2020) Sportsman 570 Touring SP (2015-2016) Sportsman 570 Touring SP EPS (2017)	2" Lift Kit Polaris Sportsman 570 "SP"	WPLK570SP00	LIFT KIT POL 570 SPORTSMAN "SP" (A-ARMS/NO STRUTS) Estimated install time for experienced mechanic: 2hr
Sportsman 600 (2003-2005) Sportsman 700 (2002-2006)	2" Lift Kit Polaris Sportsman 600/700	WPLK70000	LIFT KIT POL 600/700 SPORTSMAN
Bobcat 3200 (2x4) (2011-2012) Bobcat 3400 (4x4) (2011-2012) Bobcat 3400XL (4x4) (2011-2012) Bobcat 3450 (4x4) (2011-2012) Ranger 500 EFI 4x4 (2006-2008) Ranger 700 4x4 (2006-2008) Ranger 700 CREW 4x4 (2008-2009)	2" Lift Kit Polaris Ranger 500/700 IRS, Ranger Crew 700 Bobcat 3200, 3400, 3400XL, 3450	WPLK70000R	LIFT KIT POL 500/700 IRS RANGER, RANGER CREW & BOBCAT UTV LIFT KIT.
Sportsman 400 HO 4x4 (2012-2014) Sportsman 450 (2006-2007) Sportsman 450 (2019) Sportsman 450 HO (2016) Sportsman 500 EFI (2007-2009) Sportsman 500 HO (2005-2013) Sportsman 500 HO EFI (2006-200)	2" Signature Series Lift Kit Polaris Sportsman 450/500/600/700/800	WPLK80050	LIFT KIT POL EXT/400/450/500/570/600/700/800 SPORTSMAN SIGNATURE SERIES LIFT KIT.
Ranger 700 HD EFI 4x4 (2009) Ranger 700 XP 4x4 (2009) Ranger 800 (2013) Ranger 800 4x4 (2014) Ranger 800 Crew (2011-2012) Ranger 800 Crew 4x4 (2013-2014) Ranger 800 HD (2010-2012)	3" Signature Series Lift Kit Polaris Ranger 500/700/800 EFI Ranger and 500/800 Ranger Crew IRS	WPLK800R50	POLARIS RANGER EFI/CREW/IRS FULL SIZE LIFT KIT POL 500/700/800 EFI RANGER & 500/800 RANGER CREW IRS (FULL SIZE) "NEW" 3" SIGNATURE SERIES LIFT KIT
RZR 800 (2008)	2" Lift Kit Polaris RZR 800	WPLK800RZR00	LIFT KIT POL 800 RZR 2007-2008 FITS POLARIS RANGER RZR 800 2007-2008 ONLY DOES NOT FIT 2009 MODELS!!!!
RZR 800 (2009-2014) RZR 800 EPS (2011-2012) RZR 800 XC (2013-2014)	2" Lift Kit Polaris 800 RZR, 800 EPS, 800XC	WPLK800RZR01	"LIFT KIT POL 800 RZR 2009-2014 Estimated install time for experienced mechanic: 2hr REQUIRED: 1" Spacers if customer is running factory steel wheels"
RZR 800 4 (2010-2014) RZR 800 4 EPS (2013) RZR 800 S (2009-2014)	2" Signature Series Lift Kit Polaris RZR 800	WPLK800RZRS50	LIFT KIT POL 800 RZR "S" 09-14 & RZR "4" 10-14 2" SIGNATURE SERIES LIFT KIT (HAMMERTONE GRAY)
Ranger 1000 DSL (2015-2016) Ranger 1000 DSL Crew (2015-2016) Ranger 1000 XP (2017) Ranger 1000 XP Crew (2017-2018) Ranger 1000 XP Crew EPS (2017) Ranger 1000 XP Crew High Lifter Edition (2017)	2" Lift Kit for Polaris Ranger 900/1000/Diesel	WPLK900R00	LIFT KIT POL RANGER 570/900/1000/DIESEL 2" LIFT - SEE ALL NOTES BEFORE SELLING!!!! Estimated install time for experienced mechanic: 2hr NOTE: This lift will not fit the Northstar Edition Rangers

- INDEX
- WIDE OPEN PARTS
- TIRES & WHEELS
- BRAKES
- AIR, OIL & FUEL
- BATTERY & ELECTRICAL
- ENGINE
- BEARINGS
- BUSHINGS
- DRIVELINE
- AXLES
- BELTS
- CONTROLS
- TOOLS & CHEMICALS
- EXHAUST
- ACCESSORIES

Lift kits by High Lifter continue on the next page.





- INDEX
- WIDE OPEN PARTS
- TIRES & WHEELS
- BRAKES
- AIR, OIL & FUEL
- BATTERY & ELECTRICAL
- ENGINE
- BEARINGS
- BUSHINGS
- DRIVELINE
- AXLES
- BELTS
- CONTROLS
- TOOLS & CHEMICALS
- EXHAUST

ACCESSORIES



POLARIS			
MODEL	ITEM	PART #	NOTES
Ranger 1000 DSL (2015-2016) Ranger 1000 DSL Crew (2015-2016) Ranger 1000 XP (2017) Ranger 1000 XP Crew (2017-2018) Ranger 1000 XP Crew EPS (2017) Ranger 1000 XP Crew High Lifter Edition (2017)	4" Signature Series Lift Kit Polaris Ranger 900/1000/Diesel	WPLK900R50	LIFT KIT POL RANGER 570/900/1000/DIESEL 4" SIGNATURE SERIES LIFT KIT Estimated install time for experienced mechanic: 2hr NOTE: This lift will not fit the Northstar Edition Rangers
RZR 900 (2011-2014) RZR 900 4 (2012-2014) RZR 900 4 EPS (2013) RZR 900 EPS (2013)	5" Signature Series Adjustable Lift Kit Polaris RZR XP 900 - Black	WPLK900RZRR51	LIFT KIT POL 900 RZR XP 2011-2014 & RZR XP "4" 2013-2014" NEW" 5" SIGNATURE SERIES "ADJUSTABLE" LIFT KIT (SEMI-GLOSS BLACK)
RZR 900 4 EPS (2015-2016) RZR 900 S (2015) RZR 900 S EPS (2015) RZR 900 S EPS (2016)	2-5" Signature Series Lift Kit Polaris 900 RZR	WPLK9RZRS50	LIFT KIT POL 900 RZR "S" (60" Wide) 2"- 5" SIGNATURE SERIES LIFT KIT- (HAMMERTONE BLACK) DOES NOT WORK ON 2017 MODELS! The front has a sway bar starting in 2017.
RZR 900 (2020) RZR 900 50 inch (2015-2016) RZR 900 50 inch (2017-2019) RZR 900 50 inch EPS (2017) RZR 900 FOX Edition (2020) RZR 900 Premium (2020)	1" Signature Series Lift Kit Polaris RZR 900 "50"	WPLK9RZRT50	LIFT KIT POL 900 RZR (50" wide) NEW 1" SIGNATURE SERIES LIFT KIT- (HAMMERTONE BLACK) Lift: 1" Front and Rear Largest Tire: 28" with rubbing Estimate
Ace 500 (2017) Ace 570 (2017) Sportsman ACE (2014) Sportsman ACE 325 (2015-2016) Sportsman ACE 570 (2015-2016) Sportsman ACE 570 SP (2016) Sportsman ACE 900 SP (2016)	2" Lift Kit Polaris Sportsman Ace	WPLKACE00	LIFT KIT POL SPORTSMAN ACE - SEE ALL NOTES BEFORE SELLING!!! Estimated install time for experienced mechanic: 1.5hr
Gravely JSV 3000 Dieisel (2015) Gravely JSV 3000 Gas (2015) Gravely JSV 6000 Diesel (2015) Gravely JSV 6000 Gas (2015) Brutus (2013-2015)	2" Lift Kit Polaris Brutus/ Gravely	WPLKBRUTUS00	POLARIS BRUTUS/GRAVELY LIFT KIT POL BRUTUS/GRAVELY 2" LIFT Estimated install time for experienced mechanic: 2hr
RZR RS1 (2018-2019)	2" Signature Series Lift Kit Polaris RZR RS1	WPLKRS150	Lift Amount: 2", Install Time: 3 hours, Largest Tire: 35" NOTE: IF CUSTOMER IS RUNNING FACTORY WHEELS IT WILL REQUIRE 1" SPACERS ON THE FRONT OR THE TIRES WILL RUB THE SHOCK SPRINGS!
RZR PRO XP (2020) RZR PRO XP Premium (2020)	5" Spring Lift Kit Polaris RZR PRO XP	WPLKRZRPRO	POL RZR PRO XP - SPRING LIFT KIT - FRONT & REAR SPRINGS ONLY (SILVER) (NO BRACKETS) Lift Amount: 3" Front and 5"
RZR PRO XP (2020) RZR PRO XP 4 (2020) RZR PRO XP 4 Premium (2020) RZR PRO XP Premium (2020)	3" Spring Spacer Lift Kit Polaris RZR PRO XP	WPLKRZRPRO1	POL RZR PRO XP - SPRING SPACERS - FRONT & REAR - LIFT KIT Lift Amount: 3" Installation time: 4 hours

Lift kits by High Lifter continue on the next page.

J&M ATV/UTV SUPPLY, INC. ... OVER 30 YEARS IN THE POWERSPORTS INDUSTRY

BY PHONE: 1-800-367-9603 » BY FAX: 901-377-3392 » ONLINE: WWW.JMATV.COM



SUZUKI			
MODEL	ITEM	PART #	NOTES
Ozark 250 (2002-2007)	2" Lift Kit Suzuki Ozark 250 2x4	WSLK25000	LIFT KIT SUZ 250 OZARK 2x4
Eiger 400 2x4 AUTO (2002-2004) Eiger 400 2x4 MAN (2002-2004) Eiger 400 4x4 AUTO (2002-2007) Eiger 400 4x4 MAN (2002-2007)	2" Lift Kit Suzuki Eiger 400 2x4, 4x4	WSLK40000	LIFT KIT SUZ 400 EIGER
QuadRunner 500 4x4 (1998-2000)	2" Lift Kit for Suzuki Quadrunner 500 (98-00)	WSLK50000	LIFT KIT SUZ 500 QUADRUNNER
Quad Runner 500 MAN (2001) Quadmaster 500 Auto (2000-2001)	2" Lift Kit Suzuki Quadmaster/Quadrunner 500	WSLK50001	LIFT KIT SUZ 500 QUADMASTER/QUADRUNNER LIFT KIT SUZ 500 VINSON LIFT WITH TIE RODS, FACTORY TIE ROD ENDS ARE TO BE RE-USED IF THEY ARE IN GOOD WORKING CONDITION!
Vinson 500 4x4 AUTO (2002-2007) Vinson 500 4x4 MAN (2004-2007)	2" Lift Kit Suzuki Vinson 500 with Tie Rods	WSLK50002	
King Quad 450 AXi (2007-2011) King Quad 500 AXi PS (2009) King Quad 700 4x4 (2006-2007) King Quad 750 AXi (2008-2009)	2" Lift Kit Suzuki King Quad 450i/700i/750i	WSLK70000	LIFT KIT SUZ 450i/700i/750i KING QUAD
King Quad 500 AXi (2011-2019) King Quad 500 AXi PS (2011-2019) King Quad 500 AXi PS SE (2019) King Quad 500 AXi PS SE+ (2019) King Quad 750 AXi (2011-2019) King Quad 750 AXi PS (2011-2019)	2" Signature Series Lift Kit Suzuki King Quad 500i/750i	WSLK75050	LIFT KIT SUZ 500i/750i KING QUAD SIGNATURE SERIES LIFT KIT

YAMAHA			
MODEL	ITEM	PART #	NOTES
Timberwolf 250 4x4 (1995-1999) Timberwolf 450 4x4 (1995-1999)	2" Lift Kit Timberwolf 250	WYLK25000	LIFT KIT YAM 250 TIMBERWOLF
Bear Tracker 250 4x4 (1999-2004)	2" Lift Kit Bear Tracker/Bruin 250	WYLK25010	YAMAHA BEAR TRACKER/BRUIN 250/BRUIN
Big Bear (1987) Big Bear 350 (1988-1994) Big Bear 350 2x4 (1996) Big Bear 350 4x4 (1995-1996) Kodiak 400 4x4 (1995-1998)	2" Lift Kit Big Bear 350 and Kodiak 400	WYLK354000	LIFT KIT YAM 350 BIG BEAR/400 KODIAK
Big Bear 350 4x4 (1997-1999) Kodiak 400 4x4 (1999)	2" Lift Kit Yamaha Big Bear 350 and Kodiak 400	WYLK354001	LIFT KIT YAM 350 BIG BEAR/400 KODIAK
Big Bear 400 2x4 (2001-2004) Big Bear 400 4x4 (2000-2006)	2" Lift Kit Yamaha Big Bear 400 2x4, 4x4	WYLK400BB	LIFT KIT YAM 400 BIG BEAR LIFT KIT 00-06 WORKS ON SOLID REAR AXLE MODELS ONLY! DOES NOT WORK ON 2007+ IRS MODELS!"
Big Bear 400 4x4 (2012) Big Bear 400 4x4 IRS (2007)	2" Lift Kit Yamaha Big Bear 400 IRS	WWYLK400BB00	LIFT KIT YAM 400 IRS BIG BEAR LIFT KIT 2007-2012 Estimated install time for experienced mechanic: 2hr, WORKS ON IRS MODELS ONLY!!!!!!
Bruin 350 4x4 (2004-2006) Kodiak 400 2x4 (2000-2004) Kodiak 400 4x4 (2000-2006) Kodiak 450 4x4 (2003-2004)	2" Lift Kit for Yamaha 350 Bruin, 400 Kodiak, 450 Kodiak	WYLK400K	LIFT KIT YAM 350 BRUIN/400/450 KODIAK, DOES NOT WORK ON IRS MODELS
Grizzly 450 4x4 (2013-2014) Grizzly 450 EPS (2014)	2" Lift Kit Yamaha Grizzly 450i	WYLK450G01	LIFT KIT YAM 450i GRIZZLY 2013-2014, Estimated install time for experienced mechanic: 2hr

INDEX

WIDE OPEN PARTS

TIRES & WHEELS

BRAKES

AIR, OIL & FUEL

BATTERY & ELECTRICAL

ENGINE

BEARINGS

BUSHINGS

DRIVELINE

AXLES

BELTS

CONTROLS

TOOLS & CHEMICALS

EXHAUST

ACCESSORIES



Lift kits by High Lifter continue on the next page.



- INDEX
- WIDE OPEN PARTS
- TIRES & WHEELS
- BRAKES
- AIR, OIL & FUEL
- BATTERY & ELECTRICAL
- ENGINE
- BEARINGS
- BUSHINGS
- DRIVELINE
- AXLES
- BELTS
- CONTROLS
- TOOLS & CHEMICALS
- EXHAUST

ACCESSORIES



YAMAHA			
MODEL	ITEM	PART #	NOTES
Kodiak 400 4x4 (2005-2006) Kodiak 450 4x4 (2005-2006)	2" Lift Kit Yamaha Kodiak 400i/450i	WYLK45000	LIFT KIT YAM 400i/450i KODIAK FITS: IRS MODELS ONLY!!! DOES NOT WORK ON THE YAMAHA 450i GRIZZLY 2007+!!!! SEE YLK450G-00 FOR INDEPENDENT REAR SUSPENSION
Kodiak 450 4x4 (2018-2020) Kodiak 450 EPS 4x4 (2018-2020) Kodiak 450 EPS SE 4x4 (2019-2020)	1.5" Lift Kit Yamaha Kodiak 450	WYLK450K01	Lift: 1-1/2" Install time: 2 hours
Grizzly 600 4x4 (1998-2001)	2" Lift Kit Yamaha Grizzly 600	WYLK60000	LIFT KIT YAM 600 GRIZZLY / FRONT LIFT
Grizzly 660 4x4 (2002-2008)	2" Lift Kit Yamaha Grizzly 660 (Front Only)	WYLK660	LIFT KIT YAM 660 GRIZZLY FRONT LIFT KIT ONLY!
Grizzly 660 4x4 (2002-2008)	2" Lift Kit Yamaha Grizzly 660	WYLK66001	LIFT KIT YAM 660 GRIZZLY F/R LIFT KIT - COMPLETE FRONT & REAR (FITS WITH HD AFTERMARKET REAR AXLES ONLY)
Rhino 660 4x4 (2004-2006)	2" Lift Kit Yamaha Rhino 450/660	WYLK660R	LIFT KIT YAM 450/660 RHINO DOES NOT WORK ON 2007 MODELS!!!!!!"
Rhino 450 4x4 (2007-2009) Rhino 660 4x4 (2007)	2" Lift Kit Yamaha Rhino 450/660	WYLK661R	LIFT KIT YAM 450/660 RHINO 2006.5-2007 LIFT KIT-SEE NOTES!!! Estimated install time for experienced mechanic: 1.5hr NOTE: DOES NOT WORK ON SPORT EDITION RHINO WITH NITROGEN SHOCKS.
"Grizzly 550 4x4 (2009-2014) Grizzly 550 4x4 EPS (2014) Grizzly 700 4x4 (2007-2015) Grizzly 700 4x4 EPS (2014-2015)"	2" Signature Series Lift Kit for Yamaha Grizzly 550/700 (07-14)	WYLK70051	LIFT KIT YAM 550/700 GRIZZLY SIGNATURE SERIES LIFT KIT-SEE SPECIFIC APPLICATIONS BELOW Lift: 2", Estimated install time for experienced mechanic: 1.5hr
Grizzly 700 4x4 (2016-2019) Grizzly 700 4x4 EPS (2016-2020) Grizzly 700 4x4 LE (2016-2019) Grizzly 700 4x4 SE (2016-2020)	2" Signature Series Lift Kit Yamaha Grizzly 700	WYLK70052	LIFT KIT YAM 700 GRIZZLY SIGNATURE SERIES 2" LIFT KIT-SEE SPECIFIC APPLICATIONS BELOW, Lift: 2", Tire: 28" Estimated install time for experienced mechanic: 2hr
Kodiak 700 (2016-2020) Kodiak 700 EPS (2016-2020) Kodiak 700 SE (2016-2020)	2" Signature Series Lift Kit Yamaha Kodiak 700	WYLK700K50	LIFT KIT YAM 700 KODIAK SIGNATURE SERIES 2" LIFT KIT-SEE SPECIFIC APPLICATIONS BELOW Lift: 2", Tire: 28" Estimated install time for experienced mechanic: 2hr
Rhino 700 4x4 (2008-2013)	3" Lift Kit Yamaha Rhino 700	WYLK700R00	LIFT KIT YAM 700 RHINO 3" LIFT 2008-2013 -SEE NOTES BELOW BEFORE SELLING!!! Estimated install time for experienced mechanic: 3hr
Viking 700 (2014-2020) Viking 700 EFI (2015) Viking 700 EFI SE (2014) Viking 700 EPS (2014-2020) Viking 700 EPS Ranch (2018-2020) Viking 700 EPS SE (2016-2020) Viking 700 VI (2015-2017)	2" Signature Series Lift Kit Yamaha Viking 700	WYLK700V50	LIFT KIT YAM 700 VIKING SIGNATURE SERIES LIFT KIT-SEE SPECIFIC APPLICATIONS BELOW Estimated install time for experienced mechanic: 2hr Lift Amount: 2"

Lift kits by High Lifter continue on the next page.



YAMAHA			
MODEL	YEAR	PART #	NOTES
Wolverine (2016-2018) Wolverine R-Spec (2016) Wolverine R-Spec EPS (2016-2018)	3.5" Signature Series Lift Kit Yamaha Wolverine R-Spec	WYLKWOLV50	LIFT KIT YAM WOVERINE R-SPEC 2016 SIGNATURE SERIES 3.5" LIFT KIT, Lift: 3.5", Estimated install time for experienced mechanic: 2hr
Wolverine (2016-2018) Wolverine R-Spec (2016) Wolverine R-Spec EPS (2016-2018)	2" Signature Series Lift Kit Yamaha Wolverine R-Spec	WYLKWOLV51	LIFT KIT YAM WOVERINE R-SPEC 2016 SIGNATURE SERIES 2" LIFT KIT, Lift: 2", Estimated install time for experienced mechanic: 2hr
Wolverine (2016-2018) Wolverine R-Spec (2016) Wolverine R-Spec EPS (2016-2018)	3.5" Signature Series Lift Kit Yamaha Wolverine	WYLKWOLX450	3.5"
Wolverine X2 (2019) Wolverine X2 R-Spec (2019) Wolverine X2 R-Spec SE (2019) Wolverine X4 (2019) Wolverine X4 SE (2018-2019)	2.5" Signature Series Lift Kit Yamaha Wolverine 850 X2 and X4	WYLKWOLVX452	LIFT KIT - YAM WOVERINE 850 X4 and X2 - SIGNATURE SERIES Lift: 2.5", Tire Size: Up to 29.5" with no rubbing. Estimated install time for experienced mechanic: 2hr
Wolverine X2 (2019) Wolverine X2 R-Spec (2019) Wolverine X2 R-Spec SE (2019) Wolverine X4 (2019) Wolverine X4 SE (2018-2019)	3.5" Signature Series Lift Kit Yamaha Wolverine	WYLKWOLVX451	LIFT KIT - YAM WOVERINE 850 X4 and X2 - SIGNATURE SERIES Lift: 3.5", Estimated install time for experienced mechanic: 2hr
YXZ 1000 R (2017-2018) YXZ 1000 R SS (2017-2018) YXZ 1000 R SS SE (2018) YXZ 1000R SE (2016)	4" Signature Series Lift Kit Yamaha YXZ 1000	WYLYXZ51	YAMAHA YXZ LIFT KIT **UPDATED WITH INNER AND OUTER FRAME SUPPORTS** LIFT KIT YAM YXZ 1000 (SEMI-GLOSS BLACK) SIGNATURE SERIES

INDEX

WIDE OPEN PARTS

TIRES & WHEELS

BRAKES

AIR, OIL & FUEL

BATTERY & ELECTRICAL

ENGINE

BEARINGS

BUSHINGS

DRIVELINE

AXLES

BELTS

CONTROLS

TOOLS & CHEMICALS

EXHAUST

ACCESSORIES



J&M PROUDLY OFFERS THESE QUALITY, AMERICAN-MADE PRODUCTS:

- ★ ITP® TIRES PAGE 17-27
- ★ AMERSEAL TIRE SEALANT PAGE 752
- ★ KFI PLOWS PAGE 797-818
- ★ NORREC FASTBOOT PAGE 706
- ★ PB BLASTER PAGE 747
- ★ HOT RODS PAGE 338-352
- ★ KFI MOUNTS PAGE 772-782
- ★ SEAT COVERS PAGE 884-888



High Lifter Radiator Relocation Kits



- Heavy-duty 12-gauge steel.
- Wrinkle black powder coat finish
- Kits include additional hose, mounting brackets, and all hardware.
- Keeps radiator out of the mud.
- Keeps the motor cool.
- Makes cleaning and maintenance easier.
- User-friendly installation instructions.
- Complete kit with no additional hardware required.



CAN-AM

MODEL	YEAR	PART #	NOTES
Outlander 500 (2007-2012)			
Outlander 500 MAX (2007-2012)			
Outlander 500 MAX LTD (2010)			
Outlander 500 MAX XT (07-12)		RRH800C	
Outlander 500 MAX XT-P (2010)			
Outlander 500 XT (2007-2012)			
Outlander 500 XT-P (201)			
Outlander 1000 (2012)			
Outlander 1000 DPS (2013-2019)			
Outlander 1000 MAX 6x6 XT (2021)		RRH801C	This kit does not work in conjunction with the High Lifter Snorkel Kit part number SNORK-C10L
Outlander 1000 MAX DPS (2013-2017)			
Outlander 1000 MAX LTD (2013-2020)			
Outlander 1000 MAX PRO (2017)			

HONDA

MODEL	YEAR	PART #	NOTES
Foreman 500 4x4 MAN (2012-2013)			
Foreman 500 EPS 4x4 MAN (2012-2013)			
Foreman 500 ES 4x4 (2012-2013)			
Foreman 500 ES EPS 4x4 (2012-2013)		RRH500H	
Rancher 420 2x4 (2010-2013)			
Rancher 420 4x4 (2010-2013)			
Rancher 420 Auto IRS (2010-2014)			
Foreman 500 4x4 (2014-2018)			
Foreman 500 4x4 PS (2014)			
Foreman 500 EPS 4x4 (2015-2016)			
Foreman 500 ES 4x4 (2014-2016)		RRH501H	
Foreman 500 ES 4x4 PS (2014)			
Foreman 500 ES EPS 4x4 (2015-2019)			
Rancher 420 2x4 (2014-2018)			
Rubicon 500 4x4 (2015-2016)			
Rubicon 500 DCT (2015-2019)			
Rubicon 500 DCT EPS (2016-2019)			
Rubicon 500 DCT Deluxe (2015-2019)		RK-FR-H500R	
Rubicon 500 EPS (2015-2019)			
Rubicon 500 EPS Deluxe (2015-2016)			

Radiator Relocation Kits by High Lifter continue on the next page.



HONDA			
MODEL	YEAR	PART #	NOTES
Foreman 520 EPS 4x4 (2020-2021)			
Foreman 520 ES EPS 4x4 (2020-2021)			
Rancher 420 Auto DCT (2020-2021)		RRH520HL	This kit fits EPS /Power Steering models (HONEY COMB HL - WRINKLE BLACK)
Rancher 420 EPS 4x4 (2020-2021)			
Rancher 420 IRS Auto DCT EPS (2020-2021)			
Rubicon 520 DCT EPS (2020-2021)			
Foreman 520 4x4 (2020-2021)			
Rancher 420 2x4 (2020-2021)		RRH520HL	This kit fits on NON-EPS/NON-Powersteering Models (HONEY COMB HL - WRINKLE BLACK)
Rancher 420 4x4 (2020-2021)			
Rancher 420 ES 2x4 (2020-2021)			
Rancher 420 ES 4x4 (2020-2021)			
Rancher 420 IRS Auto DCT (2020-2021)			
Rubicon 520 DCT (2020-20)			

KAWASAKI			
MODEL	YEAR	PART #	NOTES
Brute Force 650 4x4i (2006-2010)		RRH750K	
Brute Force 750 4x4i (2005-2011)			
Brute Force 750 4x4i (2012-2014)		RRH751K	
Brute Force 750 4x4i EPS (2013-2014)			
Brute Force 750 4x4i (2015-2020)		RRH752K	
Brute Force 750 4x4i EPS (2015-2020)			

POLARIS			
MODEL	YEAR	PART #	NOTES
Scrambler 1000 XP (2015-2018)		RRH850P	
Scrambler 1000 XP EPS (2014-2017)			
Scrambler 850 (2013-2018)			
Scrambler 850 EPS (2013)			
Sportsman 600 (2005)		RRH800P	
Sportsman 700 (2005-2006)			
Sportsman 700 EFI (2005-2007)			
Sportsman 700 Non EFI (2005)			
Sportsman 700 X2 EFI (2008)			
Polaris Sportsman 800 Big Boss 6x6 (2014)			
Sportsman 800 EFI (2005-2)		RRH550P	
Sportsman 1000 XP (2015-2016)			
Sportsman 1000 XP Touring (2015-2016)			
Sportsman 550 (2011-2013)			
Sportsman 550 EPS (2010-2014)			
Sportsman 550 Touring (2014)			
Sportsman 550 Touring EPS (2011-2013)			

YAMAHA			
MODEL	YEAR	PART #	NOTES
Grizzly 550 4x4 (2009-2014)		RRH700Y	
Grizzly 550 4x4 EPS (2014)			
Grizzly 700 4x4 (2007-2015)			
Grizzly 700 4x4 EPS (2014-2015)			
Grizzly 700 4x4 (2016-2019)		RRY7001	
Grizzly 700 4x4 EPS (2016-2020)			
Grizzly 700 4x4 LE (2016-2019)			
Grizzly 700 4x4 SE (2016-2020)			
Kodiak 700 (2016-2019)			
Kodiak 700 EPS (2016-2019)			
Kodiak 700 SE (2016-2019)			

INDEX

WIDE OPEN PARTS

TIRES & WHEELS

BRAKES

AIR, OIL & FUEL

BATTERY & ELECTRICAL

ENGINE

BEARINGS

BUSHINGS

DRIVELINE

AXLES

BELTS

CONTROLS

TOOLS & CHEMICALS

EXHAUST

ACCESSORIES



High Lifter Snorkle Kits



These snorkel kits are intended to provide clean, dry air to the engine and other parts that need venting on ATVs/UTVs, but does not necessarily mean the ATV/UTV can exceed the OE manufacturer's stated maximum rated water line depth. Snorkel kits are intended only as an additional margin of protection in the event that the ATV/UTV is inadvertently driven into water deeper than the OE manufacturer's air intakes will tolerate. There are many considerations to make when increasing water line depth and a snorkel is just one component. Even a properly installed snorkel kit may leak under certain conditions potentially causing catastrophic engine failure.

» INSTALLATION

Snorkel kits contain everything you need to properly snorkel your ride. Each kit comes complete with photo instructions to help you every step of the way. We suggest all snorkel kits be installed by very capable and competent mechanic, preferably a powersports mechanic that has worked with snorkel kits before. Your all terrain vehicle is a large investment and even a small mistake can mean very costly repair bills.



CAN-AM

MODEL	YEAR	PART #	NOTES
Defender HD10 (2016-2018) Defender HD10 XT (2017)			
Defender HD10 DPS (2016-2019) Defender HD10 XT (2016-2019) Defender HD10 XTP (2019)		SNORK-C1D	Riser Size 2" - 3ea. Installation Time 3 hours DOES NOT WORK ON 2020 DEFENDER 1000 LONE STAR! It has differnt air box. Does not work with CAB or Back Glass.
Defender HD8 (2016-2019) Defender HD8 BASE (2017)			
Defender HD10 DPS (2020-2021) Defender HD10 XT (2020-2021) Defender HD10 XTP (2020) Defender HD8 (2020-2021)		SNORK-C1D-1	Riser Size 2" - 3ea. Installation Time 3 hours DOES NOT WORK ON 2020 DEFENDER 1000 LONE STAR! It has differnt air box! This snorkel works on models with no EVAP. If the Defender is equipped with EVAP we are not sure how this will effect the emmsions systems on the unit.
Defender HD8 DPS (2020-2021) Defender HD8 XT (2020-2021) Defender MAX HD10 DPS (2020-2021)			
Maverick 1000 (2013) Maverick 1000 XRS (2013)		SS1002H	Riser Size: 2" Riser Qty: 4ea. Estimated install time for experienced mechanic: 8hr. Does not work with a back glass
Maverick 1000 (2014-2016) Maverick 1000 DPS (2016-2018) Maverick 1000 XC (2016-2018)			
Maverick 1000 XC DPS (2017-2018) Maverick 1000 XRS (2014-2015) Maverick 1000 XRS-DPS (2014-2015) Maverick 1000 XXC		SNORK-C1M-1	Riser Size: 2". Riser Qty: 5ea Estimated install time for experienced mechanic: 8hr Does not work with a back glass
Outlander 650 XMR (2016-2018)			
Outlander 650 XMR-DPS (2015)		SS650XMR	RISER RELOCATION KIT Riser Size: 2". Riser Qty: 3ea. Installation Time: 4 hours NOTE: Does not work on the Can-Am 850/1000 XMR at this time! NOTE: THIS IS NOT A FULL SNORKEL KIT"
Outlander 1000 DPS (2015-2018) Outlander 1000 MAX DPS (2015-2017) Outlander 1000 MAX LTD (2015-2018) Outlander 1000 MAX XT (2015-2018) Outlander 1000 XT (2015-2018) Outlander 500 DPS (2015)		SNORK-C1OL	Riser Size: 1-1/2" . Riser Qty: 3ea Estimated install time for experienced mechanic: 6hr NOTE: DOES NOT WORK ON ANY XT-P MODELS!

Snorkle Kits by High Lifter continue on the next page.



CAN-AM

MODEL	YEAR	PART #	NOTES
Outlander 1000 DPS (2015-2018) Outlander 1000 MAX DPS (2015-2017) Outlander 1000 MAX LTD (2015-2018) Outlander 1000 MAX XT (2015-2018) Outlander 1000 XT (2015-2018) Outlander 500 DPS (2015)		SNORK-C10L	Riser Size: 1-1/2" . Riser Qty: 3ea Estimated install time for experienced mechanic: 6hr NOTE: DOES NOT WORK ON ANY XT-P MODELS!

HONDA

MODEL	YEAR	PART #	NOTES
Rancher 420 2x4 (2010-2011) Rancher 420 4x4 (2010-2013) Rancher 420 AT 4x4 (2010-2014) Rancher 420 AT 4x4 PS (2014) Rancher 420 AT EPS 4x4 (2010-2011) Rancher 420 EPS 4x4 (2010-2013) Rancher 420 ES 2x4 (2010)		SS420H	Riser Size: 2" . Riser Qty: 1ea Estimated install time for experienced mechanic: 5hr
Foreman 500 4X4 MAN (2012-2013) Foreman 500 EPS 4x4 MAN (2012-2013) Foreman 500 ES 4x4 (2012-2013) Foreman 500 ES EPS 4x4 (2012-2013)		SS500H	Riser Size: 2" . Riser Qty: 1ea Estimated install time for experienced mechanic: 5hr
Foreman 500 4x4 (2014-2019) Foreman 500 4x4 PS (2014) Foreman 500 EPS 4x4 (2015-2016) Foreman 500 ES 4x4 (2014-2016) Foreman 500 ES 4x4 PS (2014) Foreman 500 ES EPS 4x4 (2015-2019) Rancher 420 2x4 (2014-2019)		SS421H	Riser Size: 2" . Riser Qty: 1ea Estimated install time for experienced mechanic: 5hr
Rubicon 500 4x4 (2015-2016) Rubicon 500 DCT (2015-2019) Rubicon 500 DCT EPS (2016-2019) Rubicon 500 DCT EPS Deluxe (2015-2019) Rubicon 500 EPS (2015-2019) Rubicon 500 EPS Deluxe (2015-2016)		SS501H	Riser Size: 2" Riser Qty: 1ea Estimated install time for experienced mechanic: 5hr
"Foreman 520 4x4 (2020-2021) Foreman 520 EPS 4x4 (2020-2021) Foreman 520 ES EPS 4x4 (2020-2021) Rancher 420 2x4 (2020-2021) Rancher 420 4x4 (2020-2021) Rancher 420 Auto DCT EPS 4x4 (2020-2021) Rubicon 520 EPS/DCT (2020-2021)		SS520H	Riser 1-1/2". Riser Qty: 1ea. Estimated install time for experienced mechanic: 5hr
Foreman 520 4x4 (2020-2021) Foreman 520 EPS 4x4 (2020-2021) Foreman 520 ES EPS 4x4 (2020-2021) Rancher 420 2x4 (2020-2021) Rancher 420 4x4 (2020-2021) Rancher 420 Auto DCT EPS 4x4 (2020-2021) Rubicon 520 EPS/DCT (2020-2021)		SS5202	This kit replaces the flex tubing with silicone molded pipe. Riser 1-1/2". Riser Qty: 1ea
Pioneer 1000 (2016-2021) Pioneer 1000 Deluxe (2020-2021) Pioneer 1000 EPS (2017-2019) Pioneer 1000 LE (2017-2021) Pioneer 1000-5 (2016-2020) Pioneer 1000-5 Deluxe (2017-2021) Pioneer 1000-5 LE (2017-2021)		SNORK-H1000P-2	Riser Size: 2" Riser Qty: 1ea Estimated install time for experienced mechanic: 5hr Works with front windshields.

INDEX

WIDE OPEN PARTS

TIRES & WHEELS

BRAKES

AIR, OIL & FUEL

BATTERY & ELECTRICAL

ENGINE

BEARINGS

BUSHINGS

DRIVELINE

AXLES

BELTS

CONTROLS

TOOLS & CHEMICALS

EXHAUST

ACCESSORIES



Snorkle Kits by High Lifter continue on the next page.

KAWASAKI

MODEL	YEAR	PART #	NOTES
Kawasaki Brute Force 750 4x4i (14-21)		SNORK-K750	Riser Size: 2". Riser Qty: 3ea Estimated install time for experienced mechanic: 8hr
Kawasaki Teryx 800 (2014-2015) Kawasaki Teryx 800 4 (2014-2015) Kawasaki Teryx 800 4 LE (2015) Kawasaki Teryx 800 LE (2014-2015) Kawasaki Teryx 800 LE 4 (2014)		SNORK-TRX8	Riser Size: 2". Riser Qty: 4ea Estimated install time for experienced mechanic: 8hr

POLARIS

MODEL	YEAR	PART #	NOTES
Scrambler 1000 XP (2015-2018) Scrambler 1000 XP EPS (2014-2017) Scrambler 850 (2013-2018) Scrambler 850 EPS (2013)		SS850H	Riser Size: 2". Riser Qty: 3ea Estimated install time for experienced mechanic: 8hr
Sportsman 1000 XP (2015-2016) Sportsman 850 (2013-2016) Sportsman 850 EPS (2013) Sportsman 850 SP (2015-2016)		SNORK-P1SPT	Riser Size: 1-1/2". Riser Qty: 4ea Estimated install time for experienced mechanic: 8hr
Sportsman 1000 High Lifter Edition (2016-2020) Sportsman 850 High Lifter Edition (2016-2020)		SS850RRK	Riser Size: 2". Riser Qty: 3ea Installation Time: 1.5 hours THIS IS NOT A FULL SNORKEL
Ranger 800 (2013) Ranger 800 4x4 (2014) Ranger 800 Crew (2011-2012) Ranger 800 Crew 4x4 (2013-2014) Ranger 800 XP (2011-2012) Ranger 800 XP EPS (2011-2012)		SS800H	Riser Size: 1-1/2". Riser Qty: 3ea Estimated install time for experienced mechanic: 8hr Works with back glass
RZR 800 S (2011-2014)		SS801H	(2 SEATER) Riser Size: 2". Riser Qty: 3ea Estimated install time for experienced mechanic: 6hr
Ranger 900 XP (2013-2016) Ranger 900 XP Crew (2014-2015) Ranger 900 XP Crew EPS (2015) Ranger 900 XP EPS (2015) Ranger 900-5 Crew EPS (2016) Ranger 900-6 Crew EPS (2016)		SS900H	Riser Size: 1-1/2". Riser Qty: 3ea Estimated install time for experienced mechanic: 8hr Works with back glass
RZR 900 (2013-2014) RZR 900 EPS (2013)		SS901H	Riser Size: 2". Riser Qty: 3ea Estimated install time for experienced mechanic: 8hr
RZR 900 4 (2013-2014) RZR 900 4 EPS (2013)		SS904H	Riser Size: 2". Riser Qty: 3ea Estimated install time for experienced mechanic: 8hr
RZR 900 (2020) RZR 900 50 inch (2015-2019) RZR 900 50 inch EPS (2017) RZR 900 Premium (2020) RZR 900 S (2015-2020)		SS902H	Riser Size: 3". Riser Qty: 3ea Estimated install time for experienced mechanic: 8hr
Ranger 1000 XP (2017) Ranger 1000 XP Crew (2017-2018) Ranger 1000 XP Crew EPS (2017) Ranger 1000 XP EPS (2017) Ranger 900 Crew (2017-2019) Ranger 900 Crew EPS (2017) Ranger 900 EPS (2017)		SNORK-RNG1	Riser Size: 1-1/2". Riser Qty: 3ea Estimated install time for experienced mechanic: 8hr Works with back glass
Ranger 1000 (2020-2021) Ranger 1000 Crew (2020-2021) Ranger 1000 Crew EPS (2020) Ranger 1000 Crew Premium (2020-2021) Ranger 1000 EPS (2020-2021) Ranger 1000 Premium (2020-2021)		SNORK-RNG1-1	(NON-XP models) Riser Size: 1-1/2". Riser Qty: 3ea Estimated install time for experienced mechanic: 8hr Works with back glass

Snorkle Kits by High Lifter continue on the next page.



POLARIS			
MODEL	YEAR	PART #	NOTES
Ranger 1000 XP (2018-2019) Ranger 1000 XP 20th Anniv Edition (2019) Ranger 1000 XP Crew (2019) Ranger 1000 XP Crew 20th Anniv Edition (2019) Ranger 1000 XP Crew Northstar (2019-2020) Ranger 1000 XP Crew		SNORK-RNG1-3	This kit uses a combination of high temperature silicone and black ABS pipe & fittings. When installing this kit, customer will need to use a clutch puller to remove the clutch and seal areas around the clutch and clutch housing
General 1000 (2020) General 1000 4 (2020) General 1000 4 EPS (2017-2019) General 1000 4 EPS Deluxe (2020) General 1000 Deluxe (2020) General 1000 EPS (2016-2019) General 1000 EPS Deluxe (2016-2)		SNORK-GEN1	Riser Size: 2" . Riser Qty: 4ea Estimated install time for experienced mechanic: 5hr
RZR 1000 XP (2014)		SS1000H	"(2014 2 SEATER ONLY) Riser Size: 3". Riser Qty: 3ea Estimated install time for experienced mechanic: 8hr
RZR 1000 XP (2020) RZR 1000 XP 4 (2020-2021) RZR 1000 XP 4 EPS (2015-2019) RZR 1000 XP 4 Limited Edition (2020) RZR 1000 XP 4 Premium (2020-2021) RZR 1000 XP 4 Sport (2021) RZR 1000 XP EPS (201)		SS1003H	Riser Size: 3", Riser Qty: 4ea Estimated install time for experienced mechanic: 8hr
RZR 1000 XP 4 High Lifter Edition (2016-2021) RZR 1000 XP High Lifter Edition (2015-2021)		SS1000RRK	"NOTE: THIS IS NOT A FULL SNORKEL KIT!!! THIS RISER RELOCATION KIT IS DESIGNED TO RELOCATE THE OEM SNORKEL RISERS FOR BETTER VISIBILITY. 3" Riser Pipe. Relocates 2 Risers
RZR 1000 S (2016-2020) RZR 1000 S EPS (2017)		SS1004H	Riser Size: 2". Riser Qty: 3ea Estimated install time for experienced mechanic: 8hr

YAMAHA			
MODEL	YEAR	PART #	NOTES
Grizzly 700 4x4 (2016-2019) Grizzly 700 4x4 EPS (2016-2020) Grizzly 700 4x4 LE (2016-2019) Grizzly 700 4x4 SE (2016-2020) Kodiak 700 (2016-2019) Kodiak 700 EPS (2016-2019) Kodiak 700 SE (2016-2019)		SNORK-Y700	Riser Size: 2". Riser Qty: 3ea Install time: 3-5 hours
Viking 700 (2016-2020) Viking 700 EPS (2016-2020) Viking 700 EPS Ranch (2018-2020) Viking 700 EPS SE (2016-2020) Viking 700 VI EPS (2020) Viking 700 VI Ranch (2020)		SNORK-Y7V	Riser Size: 2". Riser Qty: 3ea Install time: 4 hours Does not work with back glass
Wolverine 700 (2016-2018) Wolverine 700 EPS (2017) Wolverine 700R-Spec (2016-2017) Wolverine 700R-Spec EPS (2016-2018) Wolverine 700R-Spec EPS SE (2017)		SNORK-YWOLV	Riser Size: 2". RiserQty: 4ea Insatllation Time: 5 hours Does not work with back glass NOTE: WILL need to cut plastic for the installation. Four small access holes for the snorkels to route through

- INDEX
- WIDE OPEN PARTS
- TIRES & WHEELS
- BRAKES
- AIR, OIL & FUEL
- BATTERY & ELECTRICAL
- ENGINE
- BEARINGS
- BUSHINGS
- DRIVELINE
- AXLES
- BELTS
- CONTROLS
- TOOLS & CHEMICALS
- EXHAUST
- ACCESSORIES

J&M ATV/UTV SUPPLY, INC. ... OVER 30 YEARS IN THE POWERSPORTS INDUSTRY

BY PHONE: 1-800-367-9603 » BY FAX: 901-377-3392 » ONLINE: WWW.JMATV.COM





WE COME IN COLORS

NEW! INTRODUCING SLIM LINE RGBW LED LIGHT BARS

- » RGBW technology allows you to create custom light colors
- » RGB and white lights both with high-power 3W bulb
- » Bluetooth® control with apps for Android and Apple iOS
- » 9-32V
- » Super bright 6000K Cree LED bulbs
- » High quality and unique design
- » IP67 Protection Rating-protected from total dust ingress and immersion between 6" and 40 inches (15cm-1meter) in depth.
- » QR code and instructions for downloading and using app included

- INDEX
- WIDE OPEN PARTS
- TIRES & WHEELS
- BRAKES
- AIR, OIL & FUEL
- BATTERY & ELECTRICAL
- ENGINE
- BEARINGS
- BUSHINGS
- DRIVELINE
- AXLES
- BELTS
- CONTROLS
- TOOLS & CHEMICALS
- EXHAUST

STRAIGHT SLIM LINE RGB LED LIGHT BARS BY

With a design that is only 1" tall, this RGB light bar is a low-profile solution for off-road vehicle lighting. Intense LED bulbs for white light & RGB LED bulbs for multicolor light. Achieve 100s of light configurations, controlled by Bluetooth APP on Android or IOS. App Includes multiple preset modes, a DIY mode & a Music mode that allows lights to sync in rhythm to your playlist.



20" RGB LIGHT BAR
20 Piece Cree LED / 16 watt

LIGHT OUTPUT: 5,400 LUMENS

Beam Type: Combo Spot & Flood
Part #LT20RGBW

31" RGB LIGHT BAR
30 Piece Cree LED

LIGHT OUTPUT: 8,200 LUMENS

Beam Type: Combo Spot & Flood
Part #LT31RGBW

43" RGB LIGHT BAR
42 Piece Cree LED

LIGHT OUTPUT: 10,900 LUMENS

Beam Type: Combo Spot & Flood
Part #LT43RGBW

Universal Wiring Harness with Relay

DT Connector - 20 amp Maximum
Part #LTWH

ACCESSORIES





STRAIGHT DUAL ROW RGB LED LIGHT BARS BY

Intense LED bulbs for white light & RGB LED bulbs for multicolor light. Achieve 100s of light configurations, controlled by Bluetooth APP on Android or IOS. App Includes multiple preset modes, a DIY mode & a Music mode that allows lights to sync in rhythm to your playlist.



Part #LT44RGBWKIT



Part #LT31RGBWDBL



Part #LT43RGBWDBL

3" RGB SPOTLIGHT KIT (Qty 2) 4 Piece Cree LED / 16 watt

LIGHT OUTPUT: 1,500 LUMENS

Light output: 1,500 Lumens per spotlight
Beam Type: Spot
Current Draw: 1.5 amps-12 Volts / 0.7 amps-24 Volts per spotlight
Operating Voltage: 9-24 Volts DC per spotlight
Burn Time: 40,000 hours per spotlight
Protection Rate: IP67
 Kit includes two spotlights & a dual light wiring harness.
Part #LT44RGBWKIT

30" RGB LIGHT BAR 60 Piece Cree LED / 180 wat

LIGHT OUTPUT: 15,000 LUMENS

Beam Type: Combo Spot & Flood
Current Draw: 14.00 amps-12 Volts / 6.00 amps-24 Volts
Operating Voltage : 10-30 Volts DC
Burn Time: 50,000 hours
Protection Rate: IP67
Part #LT31RGBWDBL

40" RGB LIGHT BAR 80 Piece Cree LED / 240 wat

LIGHT OUTPUT: 20,000 LUMENS

Beam Type: Combo Spot & Flood
Current Draw: 16.50 amps-12 Volts / 8.30 amps-24 Volts
Operating Voltage : 10-30 Volts DC
Burn Time: 50,000 hours
Protection Rate: IP67
Part #LT43RGBWDBL

20" RGB LIGHT BAR 40 Piece Cree LED / 120 wat

LIGHT OUTPUT: 10,000 LUMENS

Beam Type: Combo Spot & Flood
Current Draw: 8.20 amps-12 Volts / 4.10 amps-24 Volts
Operating Voltage : 9-32 Volts DC
Burn Time: 50,000 hours
Protection Rate: IP67
Part #LT20RGBWDBL



INDEX

WIDE OPEN PARTS

TIRES & WHEELS

BRAKES

AIR, OIL & FUEL

BATTERY & ELECTRICAL

ENGINE

BEARINGS

BUSHINGS

DRIVELINE

AXLES

BELTS

CONTROLS

TOOLS & CHEMICALS

EXHAUST

ACCESSORIES



STRAIGHT DUAL ROW LED LIGHT BARS BY



Part #LT41520

Part #LT75030

Part #LT50024

Part #LT31515

Part #LT44015

Part #LT13560

Part #LT66015

3" SPOTLIGHT

4 Piece Cree LED / 16 watt

LIGHT OUTPUT: 1,500 LUMENS

Beam Type: Spot
Current Draw: 1.5 amps-12 Volts / 0.7 amps-24 Volts
Operating Voltage: 9-24 Volts DC
Burn Time: 30,000 hours
Protection Rate: IP67

Part #LT44015

20" LIGHT BAR

40 Piece Cree LED / 120 watt

LIGHT OUTPUT: 10,000 LUMENS

Beam Type: Combo Spot & Flood
Current Draw: 8.20 amps-12 Volts / 4.10 amps-24 Volts
Operating Voltage: 9-32 Volts DC
Burn Time: 30,000 hours
Protection Rate: IP67

Part #LT22510

4" SPOTLIGHT

6 Piece Cree LED / 18 watt

LIGHT OUTPUT: 1,800 LUMENS

Beam Type: Spot
Current Draw: 1.8 amps-12 Volts / 0.9 amps-24 Volts
Operating Voltage: 10-32 Volts DC
Burn Time: 30,000 hours
Protection Rate: IP67

Part #LT66015

30" LIGHT BAR

60 Piece Cree LED / 180 watt

LIGHT OUTPUT: 15,000 LUMENS

Beam Type: Combo Spot & Flood
Current Draw: 14.00 amps-12 Volts / 6.00 amps-24 Volts
Operating Voltage: 10-30 Volts DC
Burn Time: 30,000 hours
Protection Rate: IP67

Part #LT31515

6" LIGHT BAR

12 Piece Cree LED / 36 watt

LIGHT OUTPUT: 3,000 LUMENS

Beam Type: Combo Spot & Flood
Current Draw: 2.20 amps-12 Volts / 1.20 amps-24 Volts
Operating Voltage: 9-32 Volts DC
Burn Time: 30,000 hours
Protection Rate: IP67

Part #LT75030

40" LIGHT BAR

80 Piece Cree LED / 240 watt

LIGHT OUTPUT: 20,000 LUMENS

Beam Type: Combo Spot & Flood
Current Draw: 16.50 amps-12 Volts / 8.30 amps-24 Volts
Operating Voltage: 10-30 Volts DC
Burn Time: 30,000 hours
Protection Rate: IP67

Part #LT41520

12" LIGHT BAR

24 Piece Cree LED / 72 watt

LIGHT OUTPUT: 6,000 LUMENS

Beam Type: Combo Spot & Flood
Current Draw: 4.20 amps-12 Volts / 2.10 amps-24 Volts
Operating Voltage: 9-32 Volts DC
Burn Time: 30,000 hours
Protection Rate: IP67

Part #LT13560

50" LIGHT BAR

96 Piece Cree LED / 288 watt

LIGHT OUTPUT: 24,000 LUMENS

Beam Type: Combo Spot & Flood
Current Draw: 17 amp-12 Volts / 9 amps-24 Volts
Operating Voltage: 10-30 Volts DC
Burn Time: 30,000 hours
Protection Rate: IP67

Part #LT50024

INDEX

WIDE OPEN PARTS

TIRES & WHEELS

BRAKES

AIR, OIL & FUEL

BATTERY & ELECTRICAL

ENGINE

BEARINGS

BUSHINGS

DRIVELINE

AXLES

BELTS

CONTROLS

TOOLS & CHEMICALS

EXHAUST

ACCESSORIES

CURVED DUAL ROW LED LIGHT BARS BY



Part #LT50024CV

Part #LT41520CV

Part #LT31515CV

Part #LT22510CV

20" LIGHT BAR

40 Piece Cree LED / 120 watt

LIGHT OUTPUT: 10,000 LUMENS

Beam Type: Combo Spot & Flood
Current Draw: 8.20 amps-12 Volts / 4.10 amps-24 Volts
Operating Voltage: 9-32 Volts DC
Burn Time: 30,000 hours
Protection Rate: IP67

Part #LT22510CV

30" LIGHT BAR

60 Piece Cree LED / 180 watt

LIGHT OUTPUT: 15,000 LUMENS

Beam Type: Combo Spot & Flood
Current Draw: 14.00 amps-12 Volts / 6.00 amps-24 Volts
Operating Voltage: 10-30 Volts DC
Burn Time: 30,000 hours
Protection Rate: IP67

Part #LT31515CV

40" LIGHT BAR

80 Piece Cree LED / 240 watt

LIGHT OUTPUT: 20,000 LUMENS

Beam Type: Combo Spot & Flood
Current Draw: 16.50 amps-12 Volts / 8.30 amps-24 Volts
Operating Voltage: 10-30 Volts DC
Burn Time: 30,000 hours
Protection Rate: IP67

Part #LT41520CV

50" LIGHT BAR

96 Piece Cree LED / 288 watt

LIGHT OUTPUT: 24,000 LUMENS

Beam Type: Combo Spot & Flood
Current Draw: 16.50 amps-12 Volts / 8.30 amps-24 Volts
Operating Voltage: 10-30 Volts DC
Burn Time: 30,000 hours
Protection Rate: IP67

Part #LT50024CV



Part #LT44015F

3" FLUSH MOUNT SPOTLIGHT

Double LED / 16 watt

LIGHT OUTPUT: 1,500 LUMENS

Beam Type: Spot
Current Draw: 1.5 amps-12 Volts / 0.7 amps-24 Volts
Operating Voltage: 9-24 Volts DC
Burn Time: 30,000 hours
Protection Rate: IP67

Part #LT44015F

INDEX

WIDE OPEN PARTS

TIRES & WHEELS

BRAKES

AIR, OIL & FUEL

BATTERY & ELECTRICAL

ENGINE

BEARINGS

BUSHINGS

DRIVELINE

AXLES

BELTS

CONTROLS

TOOLS & CHEMICALS


EXHAUST

ACCESSORIES



Light Bar Dash Mount Switches

Practical and novelty replacement dash mount switches. Intalls easily (see diagram below). Works with both Wide Open LED Light Bars and Wide Open Curved LED Light Bars (located on pages 858-861).



ITEM	PART #
On/Off light bar switch features the words REAR LIGHTS	LT1000
On/Off light bar switch features the words SPOT LIGHTS	LT2000
On/Off light bar switch features the words LED LIGHT BAR	LT3000

- INDEX
- WIDE OPEN PARTS
- TIRES & WHEELS
- BRAKES
- AIR, OIL & FUEL
- BATTERY & ELECTRICAL
- ENGINE
- BEARINGS
- BUSHINGS
- DRIVELINE
- AXLES
- BELTS
- CONTROLS
- TOOLS & CHEMICALS
- EXHAUST

ACCESSORIES



J&M ATV/UTV SUPPLY, INC. ... OVER 30 YEARS IN THE POWERSPORTS INDUSTRY

BY PHONE: 1-800-367-9603 » BY FAX: 901-377-3392 » ONLINE: WWW.JMATV.COM

Rear Bumpers by KFI



ARCTIC CAT		
MODEL	YEAR	PART #
800 Prowler Pro	18-20	KW101675
800 Prowler Pro Crew	19-20	KW101675
1000 Wildcat	12-19	K010*
1000 Wildcat 4	13-19	K010*
1000 Wildcat XX	18-20	A655 (FRONT)

BOBCAT		
MODEL	YEAR	PART #
3200 Series	11-14	KB890
3400 Series	11-15	KB890

CAN-AM		
MODEL	YEAR	PART #
500 Defender HD5	17-21	KW101610
800 Defender HD8	16-21	KW101610
1000 Defender HD10	16-21	KW101610**

CATERPILLAR		
MODEL	YEAR	PART #
CUV82	All	KW101675
CUV85	All	KW101675
CUV102 D	All	KW101675
CUV105 D	All	KW101675

HONDA		
MODEL	YEAR	PART #
SXS500M Pioneer	15-20	TBA
MUV700 Big Red	09-13	TBA
SMS700M2 Pioneer	14-20	KB565
SMS700M4 Pioneer	14-20	KB565
SXS1000M3 Pioneer /LE	16-21	KW101595
SXS1000M5 Pioneer /LE	16-21	KW101585

KEY * Requires Modular Grill #101000
 ** Will not fit the 6x6 or PRO models

JOHN DEERE		
MODEL	YEAR	PART #
Gator XUV 835E	All	KW101665
Gator XUV 835M	All	KW101665
Gator XUV 835R	All	KW101665
Gator XUV 865E	All	KW101665
Gator XUV 865M	All	KW101665
Gator XUV 865R	All	KW101665

KAWASAKI		
MODEL	YEAR	PART #
KRF750 Teryx	08-13	TBA
KRT750 Teryx 4	12-13	KW101640
KRF800 Teryx	14-21	TBA
KRT800 Teryx 4	14-21	KW101640
KAF1000 Mule PRO DX	16-21	KW101800
KAF1000 Mule PRO DXT	16-18	KW101800
KAF700 Mule PRO MX	19-21	KW101710
KAF820 Mule PRO FX	16-21	KW101800
KAF820 Mule PRO FXR	18-21	KW101800
KAF820 Mule PRO FXT	15-21	KW101800

POLARIS		
MODEL	YEAR	PART #
ETX Ranger Midsize	15-16	KB435
EV Ranger Midsize	10-21	KB435
400 Ranger Midsize	10-14	KB435
500 Ranger	05-10	KB890
500 Ranger 2x4	05-08	KB890
500 Ranger Midsize	11-13	KB435
500 Ranger Midsize 4x4/2x4	17-21	KB435
500 Ranger Midsize Crew	11-13	KB435
570 Ranger (800 Body Style)	2016	KW101850
570 Ranger (800 Body Style)	17-21	KB360
570 Ranger (900 Body Style)	2015	KB091
570 Ranger Crew (800 Body Style)	16-21	KW101850
570 Ranger Midsize	14-21	KB435
570 Ranger Midsize Crew	14-21	KB435
570 Ranger XP (900 Body Style)	2016	KB091

- INDEX
- WIDE OPEN PARTS
- TIRES & WHEELS
- BRAKES
- AIR, OIL & FUEL
- BATTERY & ELECTRICAL
- ENGINE
- BEARINGS
- BUSHINGS
- DRIVELINE
- AXLES
- BELTS
- CONTROLS
- TOOLS & CHEMICALS
- EXHAUST
- ACCESSORIES

Bumpers by KFI continue on the next page.

REAR BUMPERS

ALL KFI PRODUCTS



POLARIS		
MODEL	YEAR	PART #
570 Ranger XP Crew (900 Body Style)	15-16	KB091
700 Ranger	05-09	KB890
700 Ranger Crew	08-09	KB890
800 Ranger	10-14	KB890
800 Ranger 6x6	10-16	KB890
800 Ranger Crew	10-14	KB890
800 Ranger Midsize	13-14	KB435
900 Ranger	13-19	KB091
900 Ranger Crew	14-19	KB091
900 Ranger Diesel	11-14	KB890
900 Ranger Diesel Crew	12-14	KB890
900 Ranger Diesel HST / Deluxe	14-17	KB091
900 Ranger High Lifter Edition	2016	KB091
1000 General 4 (Base/EPS/Deluxe/Premium/Sport/HE/RC/LE)	17-21	KB245
1000 General XP 4 (Base/Deluxe/PE)	20-21	KB245
1000 General XP (Base/Deluxe/PE)	20-21	KB245
1000 General (Base/EPS/Deluxe/Premium/Sport/HE/RC/LE)	16-21	KB245
1000 Ranger	20-21	KB825
1000 Ranger Crew	20-21	KB825
1000 Ranger Crew Diesel	15-18	KB091
1000 Ranger Crew XP	17-18	KB091
1000 Ranger Crew XP	19-21	KB525
1000 Ranger Diesel	15-18	KB091
1000 Ranger EPS	20-21	KB825
1000 Ranger EPS Crew	2020	KB825
1000 Ranger Premium	20-21	KB825

POLARIS		
MODEL	YEAR	PART #
1000 Ranger Premium Crew	20-21	KB825
1000 Ranger XP	2017	KB091
1000 Ranger XP	18-21	KB525
1000 Ranger XP High Lifter Edition	17-18	KB091
1000 Ranger XP High Lifter Edition	19-21	KB525
1000 Ranger XP High Lifter Edition Crew	17-18	KB091
1000 Ranger XP High Lifter Edition Crew	19-21	KB525
1000 Ranger XP North Star Edition	18-21	KB525
1000 Ranger XP North Star Edition (HVAC)	2017	KB091
1000 Ranger XP North Star Edition (HVAC) Crew	17-18	KB091
1000 Ranger XP North Star Edition Crew	19-21	KB525
1000 RZR RS1	18-19	P545 (FRONT)

YAMAHA		
MODEL	YEAR	PART #
YXR450 Rhino	06-11	KW101625
YXR660 Rhino	03-07	KW101625
YXR700 Rhino	08-13	KW101625
YXE850 Wolverine X2	19-21	TBA
YXF850 Wolverine X4	18-21	KW101650
YXE1000 Wolverine RMAX2	2021	TBA
YXF1000 Wolverine RMAX4	2021	KW101650

Bumpers continue on the next page.



J&M PROUDLY OFFERS THESE QUALITY, AMERICAN-MADE PRODUCTS:

- ★ ITP® TIRES PAGE 17-27
- ★ PB BLASTER PAGE 747
- ★ AMERSEAL TIRE SEALANT PAGE 752
- ★ HOT RODS PAGE 338-352
- ★ KFI PLOWS PAGE 797-818
- ★ KFI MOUNTS PAGE 772-782
- ★ NORREC FASTBOOT PAGE 706
- ★ SEAT COVERS PAGE 884-888


- INDEX
- WIDE OPEN PARTS
- TIRES & WHEELS
- BRAKES
- AIR, OIL & FUEL
- BATTERY & ELECTRICAL
- ENGINE
- BEARINGS
- BUSHINGS
- DRIVELINE
- AXLES
- BELTS
- CONTROLS
- TOOLS & CHEMICALS
- EXHAUST
- ACCESSORIES



ARCTIC CAT MODULAR GRILL-WINCH MOUNT-BUMPER

This is a Modular system designed to work with Arctic-Cat Wildcat. Below are the Modular components that can be purchased. With the Modular system the Grill Part #101000 is required.

KW101000	Modular Grill (required for all other components)
K010	Modular Bumper (#101000 required)
KW101015	Modular Winch Mount (#101000 required and also works with #101010)
A030	Winch Mount Combo Kit (Kit includes #101000 and #101015)



INDEX

WIDE OPEN PARTS

TIRES & WHEELS

BRAKES

AIR, OIL & FUEL

BATTERY & ELECTRICAL

ENGINE

BEARINGS

BUSHINGS

DRIVELINE

AXLES

BELTS

CONTROLS

TOOLS & CHEMICALS

EXHAUST

ACCESSORIES



#100556



#KB825



#KB890
#KB435
#KB250

UTV REAR DOUBLE TUBE BUMPER

Specifications:

- 100% MADE IN USA.
- Same tube size as OEM Front Bumper
- Constructed of high strength steel
- Unlike the competition our bumpers are shot blasted before they are powder coated for the best possible finish prep.
- Powder coated Black Wrinkle (textured) for supreme durability
- Bumper tilts with the bed



#101250


Bumpers by KFI continue on the next page.



RECEIVER WINCH MOUNTS

Specifications:

- 100% MADE IN USA.
- Constructed of 3/16" steel.
- Unlike the competition, these are shot blasted before they are powder coated for the best possible finish prep.
- Powder coated black for supreme durability.
- Easy to install.
- Requires fairlead bracket typically included with winch



100620



100615


KW0615 1-1/4" Receiver Winch Mount

K620 2" Receiver Winch Mount


UTV MULTI-MOUNT KITS

Multi-Mount Kits include the following:


- 2" Receiver Winch Mount #100620
- UTV Model Specific Front Receiver Plate
- 20" Quick Connect (for winch)
- 48" Quick Connect (for front)
- 120" Quick Connect (for rear)
- 5/8" Receiver Hitch Pin
- Requires fairlead bracket typically included with winch



UTV1080



UTV675



UTV875

Application	YEAR	Multi-Mount Kit
GRAVELY UTV		
Atlas JSV	ALL	UTV1080
POLARIS - Midsize Ranger		
ETX Ranger Midsize 4x4	'15-16	UTV875
EV Ranger Midsize 4x4	'10-20	UTV875
400 Ranger Midsize 4x4	'10-14	UTV875
500 Ranger Midsize 4x4	'11-13	UTV875
500 Ranger Midsize 4x4	'17-20	UTV875
570 Ranger Midsize 4x4	'14-20	UTV875
800 Ranger Midsize 4x4	'13-14	UTV875
POLARIS - Full-Size Ranger		
Diesel Ranger 900 Full-Size 4x4	'12-14	UTV875
Diesel Ranger HST/Deluxe Full-Size 4x4	'14-16	UTV1080
Diesel Ranger 1000 Full-Size 4x4	'15-18	UTV1080
TM Ranger Full-Size 2x4	'04-06	UTV675
425 Ranger Full-Size 2x4	'01-04	UTV675
500 Ranger Full-Size 2x4	'01-08	UTV675
500 Ranger Full-Size 4x4	'02-08	UTV675
500 Ranger Full-Size 4x4	'09-10	UTV875
570 Ranger Full-Size 4x4	2015	UTV1080
570 Ranger XP Full-Size 4x4 (900 Style)	2016	UTV1080
570 Ranger Full-Size 4x4 (800 Style)	'16-20	UTV875
700 Ranger Full-Size 4x4	'05-08	UTV675
700 Ranger Full-Size 4x4	2009	UTV875
800 Ranger Full-Size 4x4	'10-14	UTV875
900 Ranger Full-Size 4x4	'13-19	UTV1080
1000 Ranger North Star Edition (HVAC)	2017	UTV1080
1000 Ranger Full-Size 4x4	2017	UTV1080

Bumpers by KFI continue on the next page.


Bumper & More by KFI



RANGER CARGO RAILS

Specifications:

- 100% MADE IN USA.
- No drilling required
- Multiple holes for bungee and cable straps
- Allows you to strap multiple items and keep them planted in your bed
- Bolt up pattern using 30" apart existing bed holes front to rear
- Keeps your cargo in the box while riding rough trails
- Sold in pairs
- Powder coated Black for supreme durability



KW1005 Full Size Ranger 500/700/800

HONDA PIONEER TAILGATE LEVELER

When you drop the tailgate on a pioneer it is angled up. These brackets drop the tailgate so it is level with the bed.

Specifications:

- 100% MADE IN USA.
- Constructed of grade 50 steel
- Unlike all other competitors, our parts are metal bead blasted before they are powder coated for the best possible finish prep
- Powder coated blade for supreme durability
- Satisfaction guaranteed



KW101295

QUICK CONNECTS


Specifications:

- 6 gauge wiring
- Color coded wires
- Protective endcap



QC-xxx

QC50	Quick Connect End (2-pack)
QC20	20" Long Quick Connect
QC48	48" Long Quick Connect
QC96	96" Long Quick Connect
QC120	120" Long Quick Connect

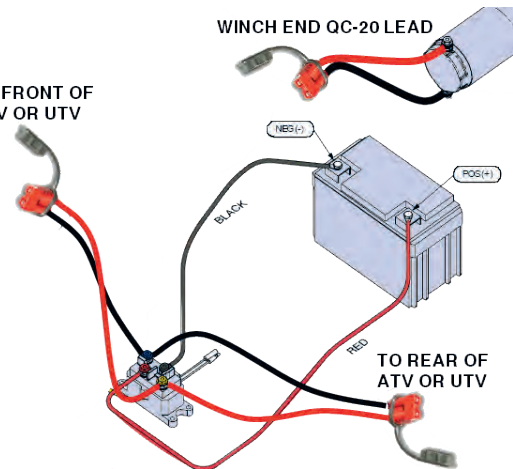


QC-ENDS



WINCH END QC-20 LEAD

TO FRONT OF
ATV OR UTV



TO REAR OF
ATV OR UTV

Bumpers by KFI continue on the next page.

INDEX

WIDE OPEN
PARTS

TIRES &
WHEELS

BRAKES

AIR, OIL
& FUEL

BATTERY &
ELECTRICAL

ENGINE

BEARINGS

BUSHINGS

DRIVELINE

AXLES

BELTS

CONTROLS


TOOLS &
CHEMICALS

EXHAUST

ACCESSORIES



ALL KFI PRODUCTS



Honda Talon Front Lower Door Panels

Specifications:

- 100% MADE IN USA.
- Simple Install
- Plastic Drilling Required
- .125" Aluminum Construction
- Sold in pairs (Driver and Passenger)
- Powder coated Black Sand Texture for supreme durability

For the most up-to-date application chart please scan code



- 100% MADE IN USA.
- Grade 50 Steel constructed.
- Easy to install
- Powder coated black for supreme durability.
- Complete installation instructions and hardware included.
- Unlike the competition, these are shot blasted before they are powder coated for the best possible finish prep.

KW1785 Honda Talon Lower Front Door Panel

KW1845 Honda Talon 4 Lower Rear Door Panel



Polaris RZR 900 Spacer Plate

This spacer plate is for the winches that have a bottom Clutch casting that is flush with the bottom mounting surface of the winch. Without this spacer the winch will not be able to mount flush to the mount because it will run into the RZR 900's frame.

KW1065



90° 2-HOLE MOUNTED WINCH CONVERTER

This mount will convert the 3.00" x 4.875" Standard 4-bolt Mounting Pattern that is integrated in some OEM frames and winch mounts and allow it to work with most 2-hole mounted winches with a 3.10" Bolt Pattern.

- Complete installation instructions included.
- All mounting hardware included.

K480



STANDARD AND WIDE FAIRLEAD BRACKETS

K495 Standard Fairlead Bracket

KW695 WIDE Fairlead Bracket

FRONT TOW HOOK - POLARIS GENERAL/RZT

The Front Tow Hook bolts straight on to the General/RZT front end below the bumper. This provides a great area for a sturdy attachment point.

- Complete installation instructions included.
- All mounting hardware included.

KW1270



HONDA RINCON BALL HITCH

- 100% MADE IN USA.
- Constructed of 3/16" steel.
- Unlike the competition, these are shot blasted before they are powder coated for the best possible finish prep
- Powder coated black for supreme durability
- Takes all 3/4" Shank Balls
- Easy to install

K490



- INDEX
- WIDE OPEN PARTS
- TIRES & WHEELS
- BRAKES
- AIR, OIL & FUEL
- BATTERY & ELECTRICAL
- ENGINE
- BEARINGS
- BUSHINGS
- DRIVELINE
- AXLES
- BELTS
- CONTROLS
- TOOLS & CHEMICALS
- EXHAUST

ACCESSORIES

Hitches and Receivers

All KFI products are made in the USA.



K135



K745



K790



H145



K720



K645



K200



K080

ARCTIC CAT

MODEL	YEAR	FRONT	REAR
800 Prowler Pro	18-20	KW6000	
800 Prowler Pro	19-20	KW6000	
1000 Wildcat	12-19		K135
1000 Wildcat 4	13-19		K135
1000 Wildcat XX	18-20		K635

BOBCAT

MODEL	YEAR	FRONT	REAR
3200 Series	11-14	KP380	
3400 Series	11-14	KP380	
3400 Series	15-19	K510	

CAN-AM

MODEL	YEAR	FRONT	REAR
400 Outlander	06-15		K745
450 Outlander	15-21		K945
500 Outlander	07-12		K745
500 Outlander	13-15		K945
500 Renegade	08-12		K745 *
500 Renegade	13-15		K945
570 Outlander	16-21		K945
570 Outlander XMR	16-21		K945
570 Renegade	16-21		K945
570 Renegade XMR	17-21		K945
650 Outlander	06-12		K745
650 Outlander	13-21		K945
650 Outlander XMR	13-21		K945
650 Renegade	2019		K945
650 Renegade XMR	2019		K945
800 Outlander	06-11		K745

Hitches & receivers continue on the next page.

INDEX

WIDE OPEN PARTS

TIRES & WHEELS

BRAKES

AIR, OIL & FUEL

BATTERY & ELECTRICAL

ENGINE

BEARINGS

BUSHINGS

DRIVELINE

AXLES

BELTS

CONTROLS

TOOLS & CHEMICALS

EXHAUST

ACCESSORIES

HITCHES & RECEIVERS

ALL KFI PRODUCTS



CAN-AM

MODEL	YEAR	FRONT	REAR
800 Outlander	12-15		K945
800 Outlander XMR	2012		K945
800 Outlander XMR	2015		K745
800 Renegade	07-11		K745
800 Renegade	12-15		K945
800/1000 Maverick Trail	18-21	KP980	
850 Outlander	16-21		K945
850 Outlander XMR	16-21		K945
850 Renegade	16-21		K945
850 Renegade XMR	17-19		K945
900 Maverick X3 (All Models)	16-21		C580
900 Maverick X3 Max (All Models)	16-21		C580
1000 Maverick (all)	13-14		C125
1000 Maverick Sport	18-21	KP980	
1000 Maverick STD/XRS/DPS/XMR/XXC	15-16		C125
1000 Maverick XDS	2015		
1000 Outlander	12-21		K945
1000 Outlander XMR	13-21		K945
1000 Renegade	12-19		K945
1000 Renegade XMR	17-21		K945

HONDA

MODEL	YEAR	FRONT	REAR	BALL MOUNT
250 Recon	97-15			CC5181
350 Rancher	00-06		H465	
400 Rancher AT	04-07		H465	
420 Rancher SRA	07-13	H710	H465	
420 Rancher SRA	14-21		H465	
420 Rancher IRS	09-14	H710	K790	
420 Rancher IRS	15-21		K790	
450 Foreman	02-04		H465	
500 Foreman	05-19		H465	
500 Pioneer	14-21	K240		
500 Rubicon	01-14		H465	
500 Rubicon IRS	15-19		K790	
520 Foreman	20-21		H465	
520 Rubicon IRS	20-21		K790	
520 Pioneer	2021	K240		
650 Rincon	03-05		K790	K490
680 Rincon	06-21		K790	K490
700 Big red	09-13	KP375		
700 Pioneer	14-21	H145		
1000 Pioneer	16-21	H365		
1000 Pioneer LE	17-21	H495		
1000 Talon R/X	19-21		H755	

JOHN DEERE

MODEL	YEAR	FRONT	REAR
620i/850D Gator	07-10	K720	K720

KEY

* Requires Can Am Trailer Hook #705201112

Hitches & receivers continue on the next page.

ALL KFI PRODUCTS



KAWASAKI

MODEL	YEAR	FRONT	REAR
610 Mule SX	17-21		K820
610 Mule 610	05-16		K820
700 Mule Pro MX	19-21	KP6015	
1000 KRX Teryx	20-21		KW1810

POLARIS

MODEL	YEAR	FRONT UPPER	FRONT LOWER	REAR	TOW HOOKS
EV Ranger 4x4	10-21	K875	KP255		
325 Ace	14-16			K985	
325 Hawkeye 2x4	2015			K385	
325 Ranger ETX	15-16	K875	KP255		
335 Sportsman	99-00			K645	
400 Hawkeye 2x4	11-14			K385	
400 Ranger 4x4	10-14	K875	KP255		
400 Sportsman	01-04			K645	
400 Sportsman	2005			K385	
400 Sportsman	11-14			K385	
450 Sportsman	06-07			K385	
450 Sportsman HD/HO 2x4	16-19			K385	
450 Sportsman HO	16-21			K385	
500 Ace	17-19			KW1985	
500 Ranger	03-08	K675	KP260		
500 Ranger	09-10	K875	KP255		
500 Ranger 4x4	11-13	K875	KP255		
500 Ranger 4x4	17-21	K875	KP255		
500 Ranger Crew	11-13	K875	KP255		
500 Sportsman	96-04.5			K645	
500 Sportsman	05-13			K385	
500 Xplorer 4x4	1997			K645	
550 Sportsman	10-14			KW1490	
570 Ace	15-19			K985	
570 Ranger Fullsize (800 Style)	16-21	K875	KP255		
570 Ranger Fullsize (900 Style)	2015	K080	KP475		
570 Ranger Fullsize Crew (800 Style)	16-21	K875	KP255		
570 Ranger Fullsize Crew (900 Style)	15-16	K080	KP475		
570 Ranger Midsize	14-21	K875	KP255		
570 Ranger Midsize Crew	14-21	K875	KP255		
570 Ranger XP Fullsize (900 Style)	2016	K080	KP475		
570 RZR	12-19			K985	
570 RZR	20-21			K985	
570 Sportsman	14-21			K385	
600 Sportsman	03-04			K645	
600 Sportsman	2005			K385	
700 Ranger	05-08	K675	KP260		
700 Ranger	2009	K875	KP255		
700 Ranger Crew	08-09	K675	KP260		
700 Sportsman	02-04			K645	
700 Sportsman	05-08			K385	
800 Ranger	10-14	K875	KP255		
800 Ranger Crew	10-14	K875	KP255		
800 Ranger Midsize	13-14	K875	KP255		
800 RZR	08-14			K905	
800 RZR 4	10-14			K905	
800 RZR S	09-14			K905	
800 Sportsman	05-15			K385	

INDEX

WIDE OPEN PARTS

TIRES & WHEELS

BRAKES

AIR, OIL & FUEL

BATTERY & ELECTRICAL

ENGINE

BEARINGS

BUSHINGS

DRIVELINE

AXLES

BELTS

CONTROLS

TOOLS & CHEMICALS

EXHAUST

ACCESSORIES



Hitches & receivers continue on the next page.

HITCHES & RECEIVERS

ALL KFI PRODUCTS



	POLARIS					
	MODEL	YEAR	FRONT UPPER	FRONT LOWER	REAR	TOW HOOKS
INDEX	850 Scrambler	13-20			KW1490	
	850 Sportsman High Lifter	17-21			KW1490	
	850 Sportsman XP	10-20			KW1490	
WIDE OPEN PARTS	900 Ace SP	2016			K985	
	900 Ranger	13-19	K080	KP475		
	900 Ranger Crew	14-19	K080	KP475		
TIRES & WHEELS	900 Ranger Deisel	11-14	K875	KP255		
	900 Ranger Deisel Crew	12-14	K875	KP255		
	900 RZR	2014			P855	
BRAKES	900 RZR	15-20			K260	KW1270
	900 RZR	2020			K260	KW1270
	900 RZR 4	2014			P855	
AIR, OIL & FUEL	900 RZR 4	15-17			K260	KW1270
	900 RZR 4	18-21			KW1970	
	900 RZR 4	12-13			P855	
BATTERY & ELECTRICAL	900 RZR S	15-19			K260	KW1270
	900 RZR S	2020			K260	KW1270
	900 RZR S4	2018			K260	KW1270
ENGINE	900 RZR XP	11-13			P855	
	925 RZR PRO XP	20-21			KW1795	
	925 RZR PRO XP 4	20-21			KW1795	
BEARINGS	925 RZR XP Turbo	2016			K200	KW1270
	925 RZR XP Turbo**	2017**			K200	KW1270
	925 RZR XP Turbo	18-21			KW1970	
BUSHINGS	925 RZR Turbo 4	2016			K200	KW1270
	925 RZR Turbo 4**	2017**			K200	KW1270
	925 RZR Turbo 4	18-21			KW1970	
DRIVELINE	925 RZR Turbo S	2021			KW1695	
	925 RZR Turbo S4	2021			KW1695	
	925 RZR Turbo S4	19-20			KW1695	
AXLES	925 RZR XP Turbo S	18-20			KW1695	
	1000 Ranger	20-21				
	1000 Ranger Crew	20-21				
BELTS	1000 Ranger Deisel	15-18	K080	KP475		
	1000 Ranger Deisel Crew	15-18	K080	KP475		
	1000 Ranger EPS	2020		K510		
CONTROLS	1000 Ranger EPS	2021	KW101780	K510		
	1000 Ranger EPS Crew	2020		K510		
	1000 Ranger HST / Deluxe	14-16	K080	KP475		
TOOLS & CHEMICALS	1000 Ranger Premium	20-21	KW101780	K510		
	1000 Ranger Premium Crew	20-21	KW101780	K510		
	1000 Ranger XP	2017	K080	KP475		
EXHAUST	1000 Ranger XP	18-21	KW101780	K510		
	1000 Ranger XP Crew	17-18	K080	KP475		
	1000 Ranger XP High Lifter Edition	17-21				
	1000 Ranger XP High Lifter Edition Crew	17-21				
	1000 Ranger XP Crew	19-21	KW101780	K510		
	1000 Ranger XP Northstar Edition	18-21	KW101780	K510		
	1000 Ranger XP Northstar Edition (HVAC)	2017	K080	KP475		

KEY

Determine if your RZR has 10mm or 12mm Rear A-Arm Bolts
**** 10mm A-Arm Bolts use #K200**
12mm A-Arm Bolts use #KW101630

Hitches & receivers continue on the next page.

ALL KFI PRODUCTS



POLARIS					
MODEL	YEAR	FRONT UPPER	FRONT LOWER	REAR	TOW HOOKS
1000 Ranger XP Northstar Edition (HVAC) Crew	17-18	K080	KP475		
1000 Ranger XP Northstar Edition Crew	19-21	KW101780	K510		
1000 Ranger XP Texas Edition	20-21	KW101780	K510		
1000 Ranger XP Texas Edition Crew	20-21	KW101780	K510		
1000 RZR RS1	18-21			KW1970	KW1270
1000 RZR XP	14-16			K200	
1000 RZR XP**	2017**			K200	KW1270
1000 RZR XP	18-21			KW1970	KW1270
1000 RZR XP 4	14-16			K200	KW1270
1000 RZR XP 4**	2017**			K200	KW1270
1000 RZR XP 4**	2017**			KW1970	
1000 RZR S	16-19			K260	KW1270
1000 RZR S	2020			K260	KW1270
1000 RZR S4	19-20			K260	KW1270
1000 Scrambler XP	14-18			KW1490	
1000 Scrambler XP S	2020			KW1815	
1000 Sportsman High Lifter	17-21			KW1490	
1000 Sportsman XP	15-21			KW1490	
1000 Sportsman XP S	2020			KW1815	

YAMAHA				
MODEL	YEAR	FRONT	REAR	
550 Grizzly	09-14		K280	
700 Grizzly	07-15		K280	
700 Grizzly	16-21		K280	
700 Kodiak	16-19		K280	
700 Kodiak (EPS models ONLY)	20-21		K280	
450 Rhino	06-11	K592 ***		
660 Rhino	03-07	K592 ***		
700 Rhino	08-13	K592 ***		
700 Viking	14-21	KP530 ****		
700 Viking VI	15-21	KP530 ****		
700 Wolverine	16-18	K695 ****		
850 Wolverine X2	2019	K695 ****		
850 Wolverine X2	20-21	TBA		
850 Wolverine X4	18-19	K695 ****		
850 Wolverine X4	20-21	TBA		
1000 Wolverine RMAX2	2021	KW1870		
1000 YXZ	16-21		Y685	

KEY

- Determine if your RZR has 10mm or 12mm Rear A-Arm Bolts
- ** 10mm A-Arm Bolts use #K200
- 12mm A-Arm Bolts use #KW101630
- *** Requires Winch Mount #R202
- **** Requires Winch Mount #Y515

- INDEX
- WIDE OPEN PARTS
- TIRES & WHEELS
- BRAKES
- AIR, OIL & FUEL
- BATTERY & ELECTRICAL
- ENGINE
- BEARINGS
- BUSHINGS
- DRIVELINE
- AXLES
- BELTS
- CONTROLS
- TOOLS & CHEMICALS
- EXHAUST
- ACCESSORIES

Hitches & receivers continue on the next page.



ALL KFI PRODUCTS



KFI Universal 2" Receiver

KFI Universal 2" Receiver designed to work with winch mounts:

- Polaris ATV Generation 4 Winch Mount #P430
- Yamaha Rhino Winch Mount #R202
- Polaris Ranger Winch Mount #R560
- Polaris ATV GGeneration 2 Winch Mount #P630
- Kubota RTV1100 Winch Mount #K751
- Kubota RTV400ci or RTV500 Winch Mount #K800
- Kawaski Mule 4000 Series Winch Mount #M845
- John Deere XUV 625i / 825i / 855D Winch Mount #J860
- Honda Pioneer 500 Winch Mount #H215
- Honda Pioneer 700 Winch Mount #H150
- works with winch installed
- requires longer receiver hitch to clear winch rollers
- Kawasaki Mule Pro FXT Winch Mount #M230

Part #K240

KFI Quick Connect Winch Cables



PART #	DESCRIPTION
QC20	20'
QC48	48'
QC96	96'
QC120	120'

KFI Quick Connect Ends



- Use with 6-8 gauge wire
 - 2-Pack
 - Crimp your own 'Quick Connect' ends on wire
- Part #QC50**

Hitches & receivers continue on the next page.



INDEX

WIDE OPEN PARTS

TIRES & WHEELS

BRAKES

AIR, OIL & FUEL

BATTERY & ELECTRICAL

ENGINE

BEARINGS

BUSHINGS

DRIVELINE

AXLES

BELTS

CONTROLS

TOOLS & CHEMICALS

EXHAUST

ACCESSORIES



ALL KFI PRODUCTS



KFI 1.25" Receiver Mount



- 100% MADE IN USA.
- Constructed of 3/16" steel.
- Powder coated black for supreme durability.
- 4-Hole Standard (3.00" x 4.875" bolt pattern with rollers that are 4.875" bolt pattern)
- 2-Hole (3.10" with rollers that are 4.875" bolt pattern)
- Roller fairlead, winch, and fairlead bracket **NOT** included.

Part #K615



KFI 2" Receiver Mount



- 100% MADE IN USA.
- Constructed of 3/16" steel.
- Powder coated black for supreme durability.
- 4-Hole (3.00" x 4.875" bolt pattern with rollers that are 4.875" bolt pattern)
- 4-Hole WIDE (3.00" x 6.60" bolt pattern with rollers that are 6.600" or 6.000" bolt pattern)
- 2-Hole (3.10" with rollers that are 4.875" bolt pattern)
- Roller fairlead, winch, and fairlead bracket **NOT** included.
- For most winches with a 4-Hole 3.00" x 4.875" use (STD Fairlead Mnt) Part# K495
- For most winches with a 4-Hole 3.00" x 6.600" use (Wide Fairlead Mnt) Part# KP695

Part #K620

INDEX

WIDE OPEN PARTS

TIRES & WHEELS

BRAKES

AIR, OIL & FUEL

BATTERY & ELECTRICAL

ENGINE

BEARINGS

BUSHINGS

DRIVELINE

AXLES

BELTS

CONTROLS

TOOLS & CHEMICALS

EXHAUST

ACCESSORIES



- INDEX
- WIDE OPEN PARTS
- TIRES & WHEELS
- BRAKES
- AIR, OIL & FUEL
- BATTERY & ELECTRICAL
- ENGINE
- BEARINGS
- BUSHINGS
- DRIVELINE
- AXLES
- BELTS
- CONTROLS
- TOOLS & CHEMICALS
- EXHAUST
- ACCESSORIES

UTV Rear/Side View Mirror



- UTV Rear/Side View Mirror
- Convex mirror provides wide viewing range and image stabilization
- Shatter-proof tempered glass
- High Impact ABS Housing
- Ball Socket Joint for unlimited viewing angles
- Mirror Dimensions: 4.5" x 8"

Part #F110W (1-3/4")

Part #F210W (2")

UTV Rear View Mirror



- Gain better visibility with a Wide Open Wide-Angle Rear View Mirror. This convex 15" x 2.36" durable rear view mirror features an ultra-wide profile for maximum visibility. The sturdy aluminum frame and reinforced mirror surface is designed for a long lifespan of durability and performance in any off-road environment. Fits 1.75" Tubes

Part #MR1175W NEW**



UTV Side View Mirrors



- Flip-back breakaway feature to prevent damage on impact.
- Shatter-resistant tempered safety glass and high impact ABS housing.
- Convex mirror with large viewing surface for wider viewing angles and image stability.
- 1.75" & 2" clamps are included
- Tension adjuster to keep mirror swing stiff - no flop y mirrors.
- Sold as a pair - both left and right side included.

Part #MR1150W NEW**

UTV Side View Mirrors



- Multiple points of adjustment provide simple installation and the best view possible
- Durable ABS housing provides additional protection for the glass
- Glass is placed on a ball socket joint for a precise viewing angle and allows the housing of the mirrors to stay symmetrical on each side of the machine
- Preset detents allow the mirror to be easily returned to its original position and provides a locked position when folded in
- Adjustable spring tension to provide consistent breakaway activation throughout the life of the mirror
- Low profile mounting bracket rotation allows the mirrors to be installed at varying heights based on user preference and machine designs
- Fits 1.75" tubes

Part #MR1100W NEW**



Heated Steering Wheel Cover by Kimpex



- Remote control: ON/OFF
- Temperature dimmer controller
- Heated from 30° to 60°
- 12V DC plug
- For use with all UTV Polaris RZR, Can-Am Maverick and Commander models.

Part #K0491

12V Universal Heater



- Ceramic Heater,
- 25 Amp Power Rating, 300 Watts, two 20 amp fuses
- 12-Gauge 15' Wire
- Removable Swivel Stand and Hook 'n Loop Material for Mounting
- Direct Hook-Up to Your Vehicle Battery
- For best results, use with enclosed cab.

Part #R150

Handlebar Grip Heater and Thumb Warmer Kit by Kimpex



- One variable heat controller allows comfort temperature setting for your palms and thumb. The thumb is a little hotter than grips.
- Easy installation
- Grips 7/8"
- Volt : 13,5 V
- Number of watt at low intensity : 18,5 W
- Number of watt at hi intensity : 16,2 W
- Number of ampere at low intensity : 1.35 (ohms : 0,10)
- Number of ampere at hi intensity : 1.13 (ohms : 0,12)

Part #K7160

INDEX

WIDE OPEN PARTS

TIRES & WHEELS

BRAKES

AIR, OIL & FUEL

BATTERY & ELECTRICAL

ENGINE

BEARINGS

BUSHINGS

DRIVELINE

AXLES

BELTS

CONTROLS

TOOLS & CHEMICALS

EXHAUST

ACCESSORIES

Heated Accessories continue on the next page.



UTV Cab Heaters by UPI

This phrase is what makes our heaters stand out above the rest! Nobody offers a full line of hidden direct-fit heaters like the UPI line of cab heaters. We bring in each machine and customize a heater that fits ONLY that machine. Our heaters are out of sight and do not take up any cab space, making sure you have the best looking heater setup available. Take your UTV to the next level today and purchase a UPI CAB HEATER

This Kit comes with EVERYTHING you need to install into your machine and includes: heater hose, hose splicers, hose clamps, mounting bolts, fully adjustable defrost and floor louvers, ductwork, rocker switch and wiring. This is the nicest and most heavy duty heater kit on the market, you will not be disappointed. We manufacture and assemble these heaters in the USA.

Features:

- Direct-Fit to your machine and hidden from sight
- Includes: heater hose, hose splicers, hose clamps, mounting bracket, defrost louvers, duct work & wiring
- Custom Switch fits right into factory dash holes
- Fan has 3 year warranty
- 4 fully adjustable louvers
- 16,000 BTUs



CF4185



CF4169



CF4170

CAN AM		
MODEL	YEAR	PART #
800/1000 Commander	09-18	CF4600
800/1000 Maverick Trail	18-19	CF4607
800/1000 Defender	16-19	CF4620
900 Maverick X3	17-19	CF4606
1000 Maverick	13-19	CF4605

POLARIS		
MODEL	YEAR	PART #
570 Ranger Midsize	15-19	CF4167
570 Ranger Fullsize	15-16	CF4168
570 Ranger Fullsize	17-19	CF4171
800 RZR	08-14	CF4135
900 RZR	11-14	CF4135
900 Ranger XP	13-18	CF4170
900 RZR	15-19	CF4126
900 RZR S	09-14	CF4127
925 RZR Turbo	16-18	CF4128
1000 Ranger XP	2017	CF4169
1000 Ranger XP	17-18	CF4170
1000 Ranger XP	2018	CF4185
1000 General	16-19	CF4115
1000 RZR XP/S	14-18	CF4125

HONDA		
MODEL	YEAR	PART #
500 Pioneer	15-19	CF4910
700 Pioneer	14-19	CF4905
1000 Pioneer	16-19	CF4915

KAWASAKI		
MODEL	YEAR	PART #
800 Teryx/4	14-19	CF4550

YAMAHA		
MODEL	YEAR	PART #
700 Viking	14-18	CF4705
850 Wolverine X4	18-19	CF4720

J&M ATV/UTV SUPPLY, INC. ... OVER 30 YEARS IN THE POWERSPORTS INDUSTRY

BY PHONE: 1-800-367-9603 » BY FAX: 901-377-3392 » ONLINE: WWW.JMATV.COM

Complete Seats for Honda

Our complete seats include the cover, foam, and pan ready to drop in your Honda ATV.



MODEL	YEAR	COLOR	PART #	MODEL	YEAR	COLOR	PART #
TRX300 Fourtrax	88-00	Black	CS145	TRX420 Rancher IRS Auto	10-14	Black	CS421
TRX300 Fourtrax	88-00	Gray	CS545	TRX420 Rancher IRS Auto	15-21	Black	CS423
TRX250 Recon	97-04	Black	CS251	TRX450 Foreman	98-04	Black	CS450
TRX250 Recon	05-06	Black	CS252	TRX500 Foreman	05-08	Black	CS501
TRX250 Recon	07-20	Black	CS253	TRX500 Foreman	09-11	Black	CS502
TRX350 Rancher	00-03	Black	CS351	TRX500 Foreman	12-13	Black	CS503
TRX350 Rancher	04-05	Black	CS352	TRX500 Foreman	15-19	Black	CS504
TRX350 Rancher	2006	Black	CS353	TRX500 Rubicon	01-04	Black	CS500
TRX400 Rancher	04-07	Black	CS353	TRX500 Rubicon	05-08	Black	CS501
TRX420 Rancher SRA Manual	07-09	Black	CS420	TRX500 Rubicon	09-14	Black	CS502
TRX420 Rancher SRA Manual	10-13	Black	CS421	TRX500 Rubicon IRS	15-19	Black	CS505
TRX420 Rancher SRA Manual	14-15	Black	CS422	TRX520 Foreman	20-21	Black	CS504
TRX420 Rancher SRA Manual	16-21	Black	CS504	TRX520 Rubicon IRS	20-21	Black	CS505
TRX420 Rancher SRA Auto	15-21	Black	CS504	TRX650/680 Rincon	03-21	Black	CS650
TRX420 Rancher IRS Auto	2009	Black	CS420				

Seat covers continue on the next page.



INDEX

WIDE OPEN PARTS

TIRES & WHEELS

BRAKES

AIR, OIL & FUEL

BATTERY & ELECTRICAL

ENGINE

BEARINGS

BUSHINGS

DRIVELINE

AXLES

BELTS

CONTROLS

TOOLS & CHEMICALS

EXHAUST

ACCESSORIES

Seat Covers

» Fitted Vinyl Seat Covers

Replace those old ripped and beaten up seat covers with a brand-new, 100% vinyl seat cover.

- All seat covers — *except camo* — are original OEM style and fit.
- Many applications come in different colors.
- Our vinyl is marine grade and UV protected.
- Available in black, blue, grey, and red.



» Camo Seat Cover

- Camo seat covers are made from 600 denier
- Has an elastic band to hug around the seat pan making installation easy.
- Mossy Oak® Breakup™ pattern



ARCTIC CAT

MODEL	YEAR	COVER #	COLOR	CAMO COVER #
250-300, 454-500	95-01			*ACSC15M
375,400,500,650	02-04			*ACSC25M
400,500,650	05-UP			*ACSC35M

CAN-AM

MODEL	YEAR	COVER #	COLOR	CAMO COVER #
450 Outlander	17-21	AM134	BLACK	
500 Outlander	07-12	AM133	BLACK	
500 Outlander	13-15	AM134	BLACK	
570 Outlander	17-21	AM134	BLACK	
650 Outlander	06-11	AM133	BLACK	
650 Outlander	12-21	AM134	BLACK	
800 Outlander	06-11	AM133	BLACK	
800 Outlander MAX	2012	AM133	BLACK	
800 Outlander	12-15	AM134	BLACK	
850 Outlander	17-21	AM134	BLACK	
1000 Outlander	12-21	AM134	BLACK	

KEY

* Has an elastic band that hugs around the seat pan

Seat covers continue on the next page.

PLACE YOUR ORDER WITH US ...

BY PHONE: 1-800-367-9603 » BY FAX: 901-377-3392 » ONLINE: WWW.JMATV.COM



HONDA					
MODEL	YEAR	COVER #	COLOR	CAMO COVER #	
ATC70	74-85	AM104	BLACK		
ATC70	74-85	AM304	BLUE		
TRX70	86-87	AM361	BLUE		
ATC90	70-73	AM105	BLACK		
ATC90	74-78	AM106	BLACK		
TRX90	93-05	AM100	BLACK		
ATC110	79-82	AM109	BLACK		
ATC110/125M	83-85	AM116	BLACK		
ATC125M	86-87	AM369	BLUE		
TRX125	87-88	AM460	RED		
TRX125	87-88	AM560	GRAY		
ATC185	1980	AM110	BLACK		
ATC185S	81-83	AM101	BLACK		HSC95M
ATC200	81-83	AM111	BLACK		
TRX200	90-98	AM568	GRAY		
ATC200M/E Big Red	82-85	AM102	BLACK		
ATC200S	84-86	AM118	BLACK		HSC95M
ATC200S	84-86	AM318	BLUE		
ATC200X	83-85	AM314	BLUE		
ATC200X	86-87	AM350	BLUE		
TRX200	84	AM108	BLACK		
TRX200SX	86-89	AM335	BLUE		
TRX250EX	01-05	AM114	BLACK		
ATC250R	81-82	AM315	BLUE		
ATC250R	83-84	AM319	BLUE		
ATC250R	85	AM320	BLUE		
ATC250R	86	AM336	BLUE		
ATC250ES Big Red	85-87	AM125	BLACK		*HSC26M
ATC250ES Big Red	85-87	AM525	GRAY		*HSC26M
ATC250SX	85-87	AM126	BLACK		
ATC250SX	85-87	AM326	BLUE		
TRX250	85-87	AM127	BLACK		
TRX250	85-87	AM527	GRAY		
TRX250R	86-89	AM348	BLUE		
TRX250R	86-89	AM448	RED		
TRX250X	87-92	AM337	BLUE		
TRX250EX	06-09	AM114	BLACK		
TRX250 Recon	97-06	AM197	BLACK		*HSC25M
TRX250 Recon	07-20	CALL US ! (1)			
TRX300 Fourtrax	88-00	AM145	BLACK		*HSC15M
TRX300 Fourtrax	88-00	AM445	RED		*HSC15M
TRX300 Fourtrax	88-00	AM545	GRAY		*HSC15M
TRX300EX	93-09	AM191	BLACK		
ATC350X	85-86	AM338	BLUE		
TRX350 Foreman	86-89	AM154	BLACK		
TRX350 Foreman	86-89	AM554	GRAY		
TRX350 Rancher	00-06	AM165	BLACK		*HSC35M
TRX400 Rancher	04-07	AM165	BLACK		*HSC35M
TRX400 Foreman	95-03	AM177	BLACK		*HSC15M
TRX400EX	99-09	AM149	BLACK		
TRX400EX	99-09	AM449	RED		
TRX420 Rancher SRA	07-13	AM130	BLACK		
TRX420 Rancher SRA	14-21	CALL US ! (2)			
TRX420 Rancher IRS	09-14	AM130	BLACK		
TRX420 Rancher IRS	15-21	CALL US ! (3)			
TRX450 Foreman	98-04	AM179	BLACK		*HSC45M
TRX500 Foreman	05-14	AM178	BLACK		*HSC75M
TRX500 Foreman	15-19	CALL US ! (2)			
TRX500 Rubicon	01-04	AM107	BLACK		*HSC55M

KEY

* Has an elastic band that hugs around the seat pan

Seat covers continue on the next page.

- INDEX
- WIDE OPEN PARTS
- TIRES & WHEELS
- BRAKES
- AIR, OIL & FUEL
- BATTERY & ELECTRICAL
- ENGINE
- BEARINGS
- BUSHINGS
- DRIVELINE
- AXLES
- BELTS
- CONTROLS
- TOOLS & CHEMICALS
- EXHAUST
- ACCESSORIES**



SEAT COVERS

HONDA

MODEL	YEAR	COVER #	COLOR	CAMO COVER #
TRX500 Rubicon	05-14	AM178	BLACK	*HSC75M
TRX500 Rubicon IRS	15-19	CALL US ! (4)		
TRX520 Foreman	20-21	CALL US ! (2)		
TRX520 Rubicon IRS	20-21	CALL US ! (4)		
TRX650/680 Rincon	03-21	AM152	BLACK	*HSC65M

» COMPLETE SEATS FOR HONDA ARE AVAILABLE ON PAGE 883

KAWASAKI

MODEL	YEAR	COVER #	COLOR	CAMO COVER #
KLF185	87-88	AM160	BLACK	
KLT200	81-83	AM117	BLACK	
KLF220A Bayou	88-01	AM175	BLACK	*KSC75M
KLF220A Bayou	88-01	AM375	BLUE	*KSC75M
KLF220A Bayou	88-01	AM475	RED	*KSC75M
KLT250	82-85	AM332	BLUE	
KLF250 Bayou	02-12	AM175	BLACK	*KSC75M
KXT250 Tecate	84-85	AM129	BLACK	
KXT250 Tecate	84-85	AM329	BLUE	
KXT250 Tecate	86-87	AM334	BLUE	
KXF250 Tecate	87-88	AM352	BLUE	
KSF250 Mojave	86-88	AM341	BLUE	
KSF250 Mojave	89-04	AM351	BLUE	
KEF300 Lakota	95-04	AM500	GRAY	
KLF300B Bayou	88-04	AM172	BLACK	*KSC65M
KLF300C Bayou	89-01	AM171	BLACK	*KSC15M
KVF300/400 Prairie 4x4	97-01	AM123	BLACK	*KSC25M
KVF400 Prarie A&B	ALL	AM531	GRAY	
KVF400 Prarie C&D	ALL	AM532	GRAY	
KVF360 Prairie	02-12	AM531	GRAY	*KSC35M
KLF400 4x4 Bayou	93-99	AM170	BLACK	
KLF400 4x4 Bayou	93-99	AM570	GRAY	
KVF650 Brute Force	05-13	AM551	GRAY	*KSC55M
KVF650 Prairie	02-03	AM531	GRAY	*KSC45M
KVF700 Prairie	02-06	AM531	GRAY	*KSC45M
KVF750 Brute Force	05-20	AM150	BLACK	*KSC55M

POLARIS

MODEL	YEAR	COVER #	COLOR	CAMO COVER #
All 250 to 400 - 2x4/4x4/6x6	90-95	AM376	BLUE	
All 250 to 400 - 2x4/4x4/6x6	90-95	AM476	RED	
All 250 to 400 - 2x4/4x4/6x6	90-95	AM576	GRAY	
300 Xpress / Xplorer	96-99	AM121	BLACK	
335 Sportsman	99-00	AM121	BLACK	
325/425 Xpedition, 325 Magnum	00-02	AM121	BLACK	
400 Xpress/Xplorer/Sportsman	96-02	AM121	BLACK	
400/450 Sportsman	05-12	AM121	BLACK	*PSC35M
500 Sportsman	96-13	AM121	BLACK	*PSC35M
500 Diesel	99-00	AM121	BLACK	*PSC35M
Generation 2				*PSC15M
Generation 4				*PSC25M
600 Sportsman	02-04	AM121	BLACK	*PSC35M
600 Sportsman	05-06	CALL US ! (5)		
700 Sportsman	02-04	AM121	BLACK	
700 Sportsman	05-07	CALL US ! (5)		
800 Sportsman	05-15	CALL US ! (5)		

KEY

* Has an elastic band that hugs around the seat pan

Seat covers continue on the next page.

SUZUKI

MODEL	YEAR	COVER #	COLOR	CAMO COVER #
ATL/LT50	83-87	AM164	BLACK	
LT80 Quad Runner	88-06	AM373	BLUE	
LT125 Quad Runner	84-87	AM356	BLUE	
LTF160 Quad Runner	91-01	AM199	BLACK	
LT185	84-87	AM157	BLACK	
LT185	84-87	AM357	BLUE	
LT230S QuadSport	85-88	AM331	BLUE	
LT250R Quad Racer	85-86	AM330	BLUE	
LT250R Quad Racer	87-92	AM346	BLUE	
LTF 250/ LT4WD QuadRunner	88-98	AM166	BLACK	*SSC85M
LTF 250/ LT4WD QuadRunner	88-98	AM366	BLUE	*SSC85M
LTF4WDX KingQuad	91-98	AM166	BLACK	*SSC85M
LTF4WDX KingQuad	91-98	AM366	BLUE	*SSC85M
LTF250 QuadRunner	99-01			*SSC15M
LTF250F Ozark	02-08			*SSC55M
LTF300	99-02			*SSC75M
LTA400 Eiger	02-07			*SSC45M
LTA400X King Quad	10-15	AM194	BLACK	
LT450R	06-07	AM368	BLUE	
LTA450 King Quad	07-11	AM188	BLACK	*SSC65M
LTA500F Vinson	02-07	AM189	BLACK	*SSC35M
LTA500X King Quad	09-18	AM188	BLACK	*SSC65M
LTF500F QuadRunner	98-99	AM198	BLACK	*SSC25M
LTA500 QuadMaster	00-01			*SSC25M
LT500R Quad Racer	87-90	AM347	BLUE	
700 King Quad	05-07	AM188	BLACK	*SSC65M
750 King Quad	08-18	AM188	BLACK	*SSC65M

KEY

* Has an elastic band that hugs around the seat pan

JMATV.COM
dealers online

ARE YOU REGISTERED @ JMATV.COM?
Place Orders » Check Inventory & Current Pricing
Save Time & Hassle — Register Today!

Seat covers continue on the next page.



INDEX

WIDE OPEN PARTS

TIRES & WHEELS

BRAKES

AIR, OIL & FUEL

BATTERY & ELECTRICAL

ENGINE

BEARINGS

BUSHINGS

DRIVELINE

AXLES

BELTS

CONTROLS

TOOLS & CHEMICALS

EXHAUST

ACCESSORIES



SEAT COVERS

YAMAHA

MODEL	YEAR	COVER #	COLOR	CAMO COVER #
YFM80	85-88	AM195	BLACK	
YFM100 Champ	87-91	AM181	BLACK	
YT125/175	80-84	AM113	BLACK	
YFA1 Breeze	89-98	AM559	GRAY	
YFA1 Breeze	89-98	AM359	BLUE	
YFS200 Blaster	88-06	AM158	BLACK	
YFS200 Blaster	88-06	AM358	BLUE	
YFS200 Blaster	88-06	AM458	RED	
YFM200DX Moto-4	85-88	AM183	BLACK	
YTM225DX Tri-Moto	83-85	AM153	BLACK	
YTM225 Tri-Moto	83-87	AM183	BLACK	
YFM225 Moto-4	86-88	AM384	BLUE	*YSC105M
YFM225 Moto-4	86-88	AM184	BLACK	*YSC105M
YTZ250 Tri-Z	85-86	AM128	BLACK	
YTZ250 Tri-Z	85-86	AM428	RED	
YFB250 Timberwolf	92-00	AM174	BLACK	*YSC75M
YFB250 Timberwolf	92-00	AM474	RED	*YSC75M
YFB250 Timberwolf	92-00	AM574	GRAY	*YSC75M
YFM250 Moto 4	89-91	AM162	BLACK	
YFM250 BearTracker	99-04	AM163	BLACK	*YSC25M
YFM250 Bruin	05-06	AM182	BLACK	*YSC85M
YFM250 Big Bear	07-09	AM174	BLACK	*YSC75M
YFM350ER	87-95	AM362	BLUE	*YSC105M
YFM350ER	87-95	AM562	GRAY	*YSC105M
YFM350ER	87-95	AM462	RED	*YSC105M
YFM350 Big Bear	87-95	AM463	RED	*YSC45M
YFM350 Big Bear	87-95	AM563	GRAY	*YSC45M
YFM350 Big Bear	96-99	AM180	BLACK	*YSC45M
YFM350 Bruin	04-06	AM182	BLACK	*YSC85M
YFM350 Grizzly SRA/IRS	07-14	AM182	BLACK	*YSC115M
YFZ350 Banshee	87-06	AM439	RED	
YFZ350 Banshee	87-06	AM539	GRAY	
YFM350X Warrior	87-04	AM140	BLACK	
YFM350XT Warrior	87-04	AM440	RED	
YFM350XT Warrior	87-04	AM540	GRAY	
YFM350 Wolverine	95-05	AM185	BLACK	*YSC95M
YFM400 Big Bear	00-06	AM190	BLACK	*YSC15M
YFM400 Big Bear	07-12	AM186	BLACK	
YFM400 Kodiak	93-95	AM180	BLACK	*YSC45M
YFM400 Kodiak	96-99	AM192	BLACK	*YSC45M
YFM400/450 Kodiak	00-06	AM182	BLACK	*YSC35M
YFM400 Grizzly	07-08	AM182	BLACK	
YFM400/450 Grizzly	07-14	AM182	BLACK	*YSC115M
YFM450 Kodiak	18-19	CALL US ! (8)		
YFM550 Grizzly	09-11	AM187	BLACK	
YFM550 Grizzly	12-14	CALL US ! (6)		
YFM600 Grizzly	98-00	AM193	BLACK	*YSC55M
YFM660 Grizzly	02-08	AM120	BLACK	*YSC65M
YFM700 Grizzly	07-11	AM187	BLACK	*YSC125M
YFM700 Grizzly	12-15	CALL US ! (6)		
YFM700 Grizzly	16-19	CALL US ! (7)		
YFM700 Kodiak	16-18	CALL US ! (8)		

KEY

* Has an elastic band that hugs around the seat pan

PLACE YOUR ORDER WITH US ...

BY PHONE: 1-800-367-9603 » BY FAX: 901-377-3392 » ONLINE: WWW.JMATV.COM

Spider SLT Slim Line Grips for ATV, Watercraft, Snowmobile



Providing dual layer technology with a vibration damping inner core for riders using thumb throttles. The SLT's outer gel layer provides a very tacky surface that is easy to hang on to, a small flange that protects your hand, and a closed end to keep out water, snow and mud.

Part #HGSPK	Black/Pink
Part #HGSGN	Black/Green
Part #HGSB	Graphite/Black
Part #HGSBL	Black/Blue
Part #HGSTT	Black/Titanium
Part #HGSY	Black/Yellow
Part #HGSGR	Black/Graphite
Part #HGSOR	Black/Orange
Part #HGSR	Black/Red

Spider Grips A3



Spider Grips A3 grips have a flangeless, deep pattern that sheds water and mud, and the dual layer design dampens out vibration for riders using thumb throttles. The closed end keeps water and mud out. The dual layer design dampens out vibration for riders using thumb throttles. Spider A3 grips feature Traction Gel — a specially formulated compound that sheds mud and water so that it stays tacky even when wet making it easier to hold on. This gives better control and less rider fatigue. Just like a competition tire, Traction Gel breaks in and continues to offer top performance throughout the life of the grip.

Part #HGA3B	Black
Part #HGA3G	Grey
Part #HGA3BL	Blue
Part #HGA3R	Red
Part #HGA3Y	Yellow

ATV Hand Grips



Part #M5401B	Black rubber
Part #M5403R	Red rubber
Part #M5402BL	Blue rubber
Part #HG002	Black foam

Pro-Guard Handguards



High-tech aluminum-reinforced handguards add protection to hands from brush, trees, spills, etc. Each set comes with all necessary mounting hardware.

Part #HG97954

OEM Style Handlebars



Gel padding and ergonomic design provides maximum cushioning and temperature control for exceptional riding comfort. Fits most ATVs. Dimensions: 14" front, 21" back, 30" length.

Part #HB93141

ATV Alloy™ Handlebars



Part #HB97891	Black
Part #HB97893	Blue
Part #HB97894	Red
Part #HB97897	Purple
Part #HB97898	Silver

INDEX

WIDE OPEN PARTS

TIRES & WHEELS

BRAKES

AIR, OIL & FUEL

BATTERY & ELECTRICAL

ENGINE

BEARINGS

BUSHINGS

DRIVELINE

AXLES

BELTS

CONTROLS

TOOLS & CHEMICALS

EXHAUST

ACCESSORIES

Drink Cup Holder



Handlebar mounted drink cup holder keeps your drink within easy reach. Includes huggie.

Part #RA604

Tie Downs



Two (2) per set. 1"W x 6'L. 2000lb capacity.

Part #GS96831	Black
Part #TD1011	Blue
Part #TD1008	Green
Part #TD1007	Purple
Part #TD1006	Red
Part #TD1010	Yellow

Elastic Cargo Nets



Secures your items better than bungee cords.

Part #TD60500	Black 15" x 15"
Part #TD60510	Black 15" x 30"
Part #TD60540	Black 30" x 60"
Part #TD60502	Blue 15" x 15"
Part #TD60512	Blue 15" x 30"
Part #TD60542	Blue 30" x 60"
Part #TD60501	Red 15" x 15"
Part #TD60511	Red 15" x 30"
Part #TD60541	Red 30" x 60"

Goggles for Adults and Youth

These goggles look and fit great. The strap is adjustable and extra wide. There are replacement lenses available.



Adult Goggles

PART #	DESCRIPTION
GG49570	Lens Only
GG49552	Black
GG49553	Blue
GG49556	Green
GG49550	Purple
GG49554	Red
GG49551	White
GG49555	Yellow

Youth Goggles

PART #	DESCRIPTION
GG49575	Lens Only
GG49582	Black
GG49583	Blue
GG49586	Green
GG49580	Purple
GG49584	Red
GG49581	White
GG49585	Yellow

- INDEX
- WIDE OPEN PARTS
- TIRES & WHEELS
- BRAKES
- AIR, OIL & FUEL
- BATTERY & ELECTRICAL
- ENGINE
- BEARINGS
- BUSHINGS
- DRIVELINE
- AXLES
- BELTS
- CONTROLS
- TOOLS & CHEMICALS
- EXHAUST
- ACCESSORIES**



40" W x 72" L Bi-Folding Ramp Part #400

Load heavy 4-wheeled machinery with average clearance into mid to full size trucks. Simply fold the ramp and position it underneath the machinery for easy storage and transport. Comes with two (2) adjustable 3' steel safety cables with S-hooks secure ramp in place when loading and unloading. Constructed of 0.062 gauge aluminum, it won't rust.

- Six (6) Rubber Tipped Fingers
- Two (2) Custom Hinges
- 0.438 serrated crossbars
- 40" Wide x 72" Long, folds to a depth of 2.875" and a width of 20"
- Weighs 24 lbs.
- 1000 lbs. capacity



44" W x 72" L Bi-Folding Ramp Part #401

Load heavy 4-wheeled machinery with average clearance into mid to full size trucks. Simply fold the ramp and position it underneath the machinery for easy storage and transport. Comes with two (2) adjustable 3' steel safety cables with S-hooks secure ramp in place when loading and unloading. Constructed of 0.073 gauge aluminum, it won't rust.

- Six (6) Rubber Tipped Fingers
- Three (3) Custom Hinges
- 0.438 serrated crossbars
- 44" Wide x 72" Long, folds to a depth of 3.25" and a width of 23"
- Weighs 27 lbs.
- 1000 lbs. capacity



51" W x 72" L Bi-Folding Ramp Part #402

- 6' (overall length)
- 51" wide, 17" wide folded
- Weighs 29 lbs.
- 1500 lbs. capacity

51" W x 82" L Bi-Folding Ramp (not shown) Part #751-TF

- 6' 10" overall length
- 51" wide, 17" wide folded
- Weighs 33 lbs.
- 1500 lb. capacity



12" W x 88" L Bi-Folding Ramp Part #405

Load heavy 4-wheeled machinery with average to low clearance into small to mid-size, short bed trucks. The compact design facilitates superior ease of storage and transport. Comes with two (2) adjustable 3' steel safety cables with S-hooks secure ramp in place when loading and unloading. Constructed of 0.073 gauge aluminum, it won't rust.

- Eight (8) Rubber Tipped Fingers
- Custom engineered hinge system, and 2.5" arch prevents equipment bottoming
- 12" Wide x 88" Long, folds to a depth of 5" and a length of 44.5"
- Weighs 35 lbs.
- 1000 lbs. capacity



40" W x 82" L Bi-Folding Ramp Part #740

Load heavy 4-wheeled machinery with average clearance into full size, long wheel base trucks. Simply fold the ramp and position it underneath the machinery for easy storage and transport. Comes with two (2) adjustable 3' steel safety cables with S-hooks secure ramp in place when loading and unloading. Constructed of 0.073 gauge aluminum, it won't rust.

- Six (6) Rubber Tipped Fingers
- Three (3) Custom Hinges
- 0.438 serrated crossbars
- 40" Wide x 82" Long, folds to a depth of 3.375" and a width of 20"
- Weighs 30 lbs.
- 1000 lbs. capacity

INDEX

WIDE OPEN PARTS

TIRES & WHEELS

BRAKES

AIR, OIL & FUEL

BATTERY & ELECTRICAL

ENGINE

BEARINGS

BUSHINGS

DRIVELINE

AXLES

BELTS

CONTROLS

TOOLS & CHEMICALS

EXHAUST

ACCESSORIES



Arched A-Arms

CAN AM DEFENDER A-ARMS

DESCRIPTION	PART #
62" Front Arm set	CF4167
62" Rear Arm set	CF4168

ALL 2016-2017 model Defenders (including cab models)
 ALL 2018-2021 HD8 base, DPS models and XT
 ALL 2018-2019 HD10 base, DPS models and XT

64" Front Arm set	CF64ARM
64" Rear Arm set	CR64ARM

ALL 2020-2021 HD10 DPS and HD10 XT
 ALL 2020-2021 Defender pros and 6x6

65" Front Arm set	CF65ARM
65" Rear Arm set	CR65ARM

ALL 2018-2021 XMR, Lonestar and cab models
 ALL 2021 Defender Limited models

CAN AM DEFENDER TIE ROD KIT

DESCRIPTION	PART #
62" Tie Rod Kit	CT62K

ALL 2016-2017 model Defenders (including cab models)
 ALL 2018-2021 HD8 base, DPS models and XT

64" Tie Rod Kit	CT64K
------------------------	--------------

ALL 2020-2021 HD10 DPS and HD10 XT
 ALL 2020-2021 Defender Pros and 6x6

65" Tie Rod Kit	CT65K
------------------------	--------------

ALL 2018-2021 XMR, Lonestar and cab models
 ALL 2020-2021 Defender Limited models

Defender Steering Rack Brace	RBD581
-------------------------------------	---------------

ALL 2016-Present Can-Am Defender

POLARIS RANGER A-ARMS

DESCRIPTION	PART #
1000 Ranger Front Arm set	PF10ARM

ALL 2018-2020 Ranger 1000 models

1000 Ranger Front Arm set	PF11ARM
----------------------------------	----------------

ALL 2021 Ranger 1000 models



INDEX

WIDE OPEN PARTS

TIRES & WHEELS

BRAKES

AIR, OIL & FUEL

BATTERY & ELECTRICAL

ENGINE

BEARINGS

BUSHINGS

DRIVELINE

AXLES

BELTS

CONTROLS

TOOLS & CHEMICALS

EXHAUST

ACCESSORIES

Tubes by Carlisle®



PART #	DESCRIPTION			
TB10284	18 x 8-8	AT20 x 7-8	AT22 x 9R8	AT21 x 8R9
	18 x 8.5/9.5-8	AT20 x 10/11-8	AT22 x 10R8	AT20 x 7R9
	18 x 10/11-8	AT21 x 10/11R8	AT22 x 11R8	AT22 x 7R9
	19 x 8.5/9.5-8	AT21 x 12R8	AT22 x 12R8	AT23 x 8R9
	19 x 10/11-8			AT22 x 11R9
TB10278	AT24 x 11R9	AT25 x 11R9	AT24 x 11R10	AT26 x 12R10
	AT24 x 12/13R9	AT25 x 12R9	AT25 x 11R10	
	24 x 13.5-9		AT25 x 12R10	
	25 x 13.5-9			
TB10282	AT18 x 10R10	AT21 x 7R10	AT22 x 8R10	AT23 x 9R10
	AT18 x 11R10	AT22 x 7R10	AT22 x 10R10	AT23 x 10R10
	20 x 7.5-10	AT23 x 7R10	AT22 x 11R10	
	AT20 x 8R10		22 x 12.5-10	
	AT20 x 10R10			
TB10281	AT23 x 8-11	AT23 x 8R12	AT23 x 10R12	
	AT24 x 8-11	AT24 x 8R12	AT24 x 10R12	
	AT24 x 9-11	AT25 x 8R12	AT25 x 10R12	
	23.5 x 8-11	AT23 x 9R12		
TB10286	AT24 x 12R12	AT25 x 8R11/12	AT26 x 10R12	AT25 x 11R12
	AT25 x 12/13R12	AT26 x 8R11/12	AT26 x 12R12	AT26 x 11R11/12
		AT27 x 8R11/12		AT27 x 11/12R12
TB10287	AT26X8R14			
	AT26X9R14			

INDEX

WIDE OPEN PARTS

TIRES & WHEELS

BRAKES

AIR, OIL & FUEL

BATTERY & ELECTRICAL

ENGINE

BEARINGS

BUSHINGS

DRIVELINE

AXLES

BELTS

CONTROLS

TOOLS & CHEMICALS

EXHAUST

ACCESSORIES

Fender Rivets

- Part #MFC1** Push-in Style EA.
- Part #MFC50** Push-in Style (50 PK)
- Part #MFS1** Screw Style EA.
- Part #MFS50** Screw Style (50 PK)



Polaris Hubs

NEW PRODUCT



HU902W



HU900W



HU904W



HU905W

POLARIS

MODEL	YEAR	FRONT LEFT	FRONT RIGHT	REAR LEFT	REAR RIGHT
570 Ranger Fullsize	15-16			HU900W	HU900W
900 Ranger	13-19			HU900W	HU900W
900 Ranger Crew	14-17			HU900W	HU900W
900 RZR	20-21	HU904W	HU904W	HU904W	HU904W
900 RZR	15-17	HU905W	HU905W	HU905W	HU905W
900 RZR 4	15-17	HU905W	HU905W	HU905W	HU905W
900 RZR S	20-21	HU904W	HU904W	HU904W	HU904W
900 RZR S	15-17	HU905W	HU905W	HU905W	HU905W
925 RZR Pro XP	20-21	HU901W	HU901W	HU901W	HU901W
925 RZR Pro XP 4	20-21	HU901W	HU901W	HU901W	HU901W
925 RZR Turbo S	18-21	HU903W	HU903W	HU903W	HU903W
925 RZR XP Turbo	16-17	HU902W	HU902W	HU902W	HU902W
925 RZR XP Turbo	18-21	HU903W	HU903W	HU903W	HU903W
925 RZR XP Turbo 4	16-17	HU902W	HU902W	HU902W	HU902W
925 RZR XP Turbo 4	18-21	HU903W	HU903W	HU903W	HU903W
1000 General	19-21	HU904W	HU904W	HU904W	HU904W
1000 General	16-17	HU905W	HU905W	HU905W	HU905W
1000 General 4	19-21	HU904W	HU904W	HU904W	HU904W
1000 Ranger	15-21			HU900W	HU900W
1000 Ranger XP	17-21			HU900W	HU900W
1000 RZR RS1	18-21	HU903W	HU903W	HU903W	HU903W
1000 RZR S	20-21	HU904W	HU904W	HU904W	HU904W
1000 RZR XP	14-17	HU902W	HU902W	HU902W	HU902W
1000 RZR XP	18-21	HU903W	HU903W	HU903W	HU903W
1000 RZR XP 4	14-17	HU902W	HU902W	HU902W	HU902W
1000 Scrambler S	20-21	HU905W	HU905W	HU905W	HU905W
1000 Sportsman S	20-21	HU905W	HU905W	HU905W	HU905W




- INDEX
- WIDE OPEN PARTS
- TIRES & WHEELS
- BRAKES
- AIR, OIL & FUEL
- BATTERY & ELECTRICAL
- ENGINE
- BEARINGS
- BUSHINGS
- DRIVELINE
- AXLES
- BELTS
- CONTROLS
- TOOLS & CHEMICALS
- EXHAUST

ACCESSORIES

MOGO

PARTS
By
OutsideDistributing



MOGO

PARTS
By
OutsideDistributing



NO MAKE - NO MODEL - NO PROBLEM

Quality Parts for 100s of Off-Shore Brands...


[LOOK UP PARTS NOW](#)





REAR DIFFERENTIAL

» PAGE 457




FUEL TANKS

» PAGES 211-213



RING & PINION SETS

» PAGE 456



BRAKE DRUMS

» PAGE 786



TIE ROD ENDS

» PAGES 600-618




BALL JOINTS

» PAGES 586-599




WHEEL SPACERS

» PAGE 47-48



CARBURETORS

» PAGES 127-131



LED LIGHT BARS

» PAGES 862-866




BEARINGS & KITS

» PAGES 458-538



AXLES / CV AXLES

» PAGES 644-662, 689



HUBS

» PAGE 690



INDEX

WIDE OPEN PARTS

TIRES & WHEELS

BRAKES

AIR, OIL & FUEL

BATTERY & ELECTRICAL

ENGINE

BEARINGS

BUSHINGS

DRIVELINE

AXLES

BELTS

CONTROLS

TOOLS & CHEMICALS


EXHAUST

ACCESSORIES

DO YOU HAVE AN ACCOUNT @ JMATV.COM?

Have you signed up for an online account yet?
You can get the most up-to-date pricing online.
The website is available 24/7 to check stock, get pricing, or place orders.
Let us know if you need help creating an account.

LET US KNOW IF YOU NEED HELP CREATING AN ACCOUNT.



OVER 30 YEARS IN THE POWERSPORTS INDUSTRY

J&M ATV SUPPLY » TOLL FREE 1-800-367-9603 » WWW.JMATV.COM

